

Crime, Justice and Security Statistics, 2021 (Police, Prosecution, Judiciary, Prisons and Probation)

1. Introduction

This is the fifteenth issue of the Economic and Social Indicator (ESI) on Crime, Justice and Security (CJS) statistics. It is based on administrative data for 2021 from the Mauritius Police Force (MPF), the Office of Director of Public Prosecutions (ODPP), the Judiciary, the Mauritius Prison Service (MPS) and the Probation and After Care Service.

All data in this ESI relate to the Republic of Mauritius, unless otherwise stated.

Table 1 presents the key indicators of Crime, Justice and Security Statistics while detailed tables are given at **Annex 1**. To assist in interpreting the figures, a reference chart of the flow through the criminal justice system is at **Annex 2**. A glossary of terms and a general structure of International Classification of Crime for Statistical Purposes (ICCS) Version 1.0 are at **Annex 3** and **Annex 4** respectively.

It is to be noted that Mauritius was on complete lockdown from 11 March 2021 to 30 March 2021.

More detailed statistics will be released in September 2022 through the “Digest of Crime, Justice & Security Statistics, 2021”.

2. Summary Statistics

Table 1: Crime, Justice and Security Statistics, Republic of Mauritius, 2020 & 2021

Key indicator	2020	2021
Overall offence rate (excluding contraventions) per 1,000 population	43.8	57.6
Intentional homicide rate ¹ per 100,000 population	2.8	2.7
<i>of which murder</i>	2.7	2.6
Theft rate per 1,000 population	8.5	9.2
Drug rate per 1,000 population	4.2	3.8
Road traffic contravention rate per 1,000 population	99.8	88.8
Juvenile delinquency rate per 1,000 population	4.8	4.2
Conviction rate ² pronounced in court per 1,000 population (excluding contraventions)	13.5	18.2
Imprisonment rate ³ per 100,000 population	210.7	208.4
Average prison occupancy level ⁴ (%)	70.9	70.1

¹ Intentional homicide rate excludes "abortion" and "arson causing death"

² Number of offences that led to conviction (as opposed to the number of persons convicted) per 1,000 population

³ Daily average number of detainees per 100,000 population

⁴ Prison population as a percentage of the prison capacity

3. Police Statistics

3.1. Offences reported to police (Annex 1 – Table A1.1)

The offence rate (excluding contraventions) increased from 43.8 in 2020 to 57.6 in 2021

- (i) From 2020 to 2021, cases reported to the police (which include overall offences and other occurrences) decreased by 0.4%, from 249,208 to 248,139. In 2021, some 48,307 cases were related to offences not classified as crime and misdemeanours against 48,932 in 2020, representing a drop of 1.3%.
- (ii) Some 36.5% of the overall offences reported in 2021 were linked to crimes (3.2%) and misdemeanours (33.3%). The remaining 63.5% were contraventions, the majority of which were related to road traffic offences.
- (iii) Between 2020 and 2021, the general level of crime and misdemeanour, excluding contraventions, increased by 31.6% from 55,402 to 72,935, mainly due to a rise of 40.0% in offences related to breach of condition of release on bail and breach of consolidated COVID-19 regulations and partly offset by a decrease in drug offences (-8.4%) from 5,268 to 4,826 during the same period.
- (iv) The offence rate (excluding contraventions) per 1,000 population increased from 43.8 in 2020 to 57.6 in 2021 due to increases in offences committed in breach of the consolidated COVID-19 regulations under the Quarantine Act and Public Health Act.
- (v) Contravention rate per 1,000 population decreased from 114.5 to 100.2 during the same period, mostly due to decreases in certain road traffic contraventions by type of offence such as “Exceeding speed limit” and “Making use of cellular phone whilst driving” (Table 2 and Table A1.3).

Table 2: Offence rate per 1,000 population by type, Republic of Mauritius, 2020 & 2021

Offences	2020	2021
Crimes ¹	5.3	5.1
Misdemeanours ¹	38.4	52.5
Offence rate (excl. contraventions)	43.8	57.6
<i>of which drug offences</i>	4.2	3.8
Contraventions	114.5	100.2

¹ Crime and misdemeanour rates include drug offences

3.2. Reported offences (Annex 1 - Tables A1.2 & A1.7)

3.2.1 Homicide

61.8% of the victims for intentional homicide were committed in private households

(i) From 2020 to 2021, the number of intentional homicide decreased from 35 to 34 (-2.9%), resulting in a fall in the rate of intentional homicide per 100,000 population from 2.8 to 2.7. It is to be noted that attempted intentional homicide also decreased from 17 to 11 while non intentional homicide increased from 28 to 34.

(ii) In 2021, 64.7% (22 of the 34) victims of intentional homicide were male (Table A1.7). Some 38.2% of the victims were aged 45 years & over and another 50.0% between 25 and 44 years (Chart 1). Some 61.8% (21 of the 34) victims were killed in private households, of whom 47.6% (10) were related to their offenders.



3.2.2 Assault

52.5% of victims were related to their offenders in 2021

(i) In 2021, some 8,314 assaults (serious and minor) were reported, representing a decrease of 7.96% over the figure of 9,033 in 2020. The rate per 100,000 population dropped from 713.7 in 2020 to 656.7 in 2021 (Table A1.2).

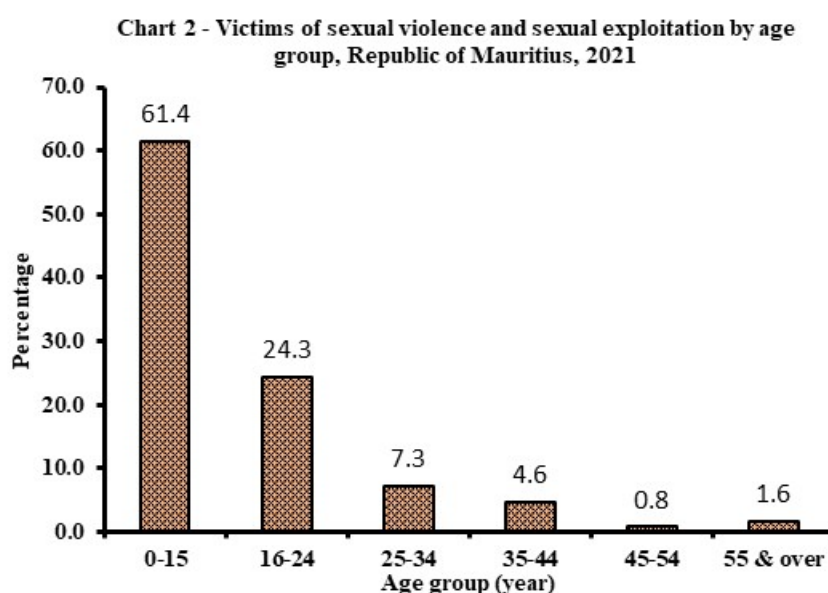
(ii) Some 51.4% of the 9,066 victims of assaults registered in 2021 were male and more than half (52.5%) were related to their offenders. Some 62.3% of victims were assaulted in private households, 29.2% in public places such as commercial area, hotel, bungalow, public road and public beach and the remaining 8.5% in educational institutions and other places such as workplace, hospital, airport, concert, etc. (Table A1.7).

3.2.3 Sexual violence and sexual exploitation

The majority (93.3%) of victims of sexual violence and sexual exploitation were female

(i) Between 2020 and 2021, the number of reported sexual violence and sexual exploitation increased by 6.7% from 570 to 608. Consequently, the rate per 100,000 population rose from 45.0 to 48.0. It is to be noted that rape showed a rise from 27 to 36 while sodomy rose from 35 to 41 for the same period (Table A1.2).

(ii) From 2020 to 2021, the female victimisation rate for sexual violence and sexual exploitation rose from 81.4 to 91.9 per 100,000 female population. Among the 630 victims of these sexual offences, 93.3% were female, 61.4% were aged below 16 years (Chart 2), 65.7% were students, 34.1% had family relationship with their offenders and 75.6% occurred in private households (Table A1.7).



3.2.4 Theft/Robbery/Burglary

Theft increased in year 2021 compared to year 2020

(i) From 2020 to 2021, theft increased by 8.0% from 10,739 to 11,601 mainly due to a rise in “simple larcenies”. Consequently, theft rate per 1,000 population increased from 8.5 to 9.2. For the same period, a decrease was registered for ‘larceny from motor vehicles’ from 584 to 540 (Table A1.2).

(ii) During the same period, burglary and robbery showed decreases of 23.5% from 1,407 to 1,077 and 20.8% from 783 to 620 respectively.

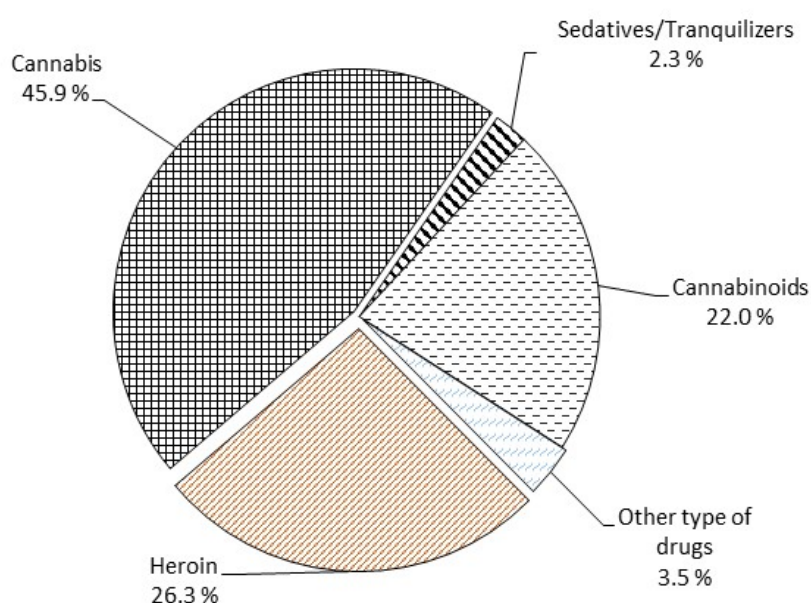
3.2.5 Drug offences

Drug offences decreased in year 2021 compared to year 2020

(i) From 2020 to 2021, the number of registered drug offences decreased by 8.4% from 5,268 to 4,826, resulting in a fall in the drug offence rate per 1,000 population from 4.2 to 3.8 (Table A1.2).

(ii) In 2021, out of the 4,826 drug offences reported, 45.9% were cannabis (commonly known as “gandia”) related offences, 26.3% for heroin related offences, 2.3% for sedatives/tranquilizers and 22.0 % for synthetic cannabinoids. Other type of drugs, comprising mainly methadone and hashish, represented 3.5% of drug offences.

Chart 3 - Drug offences by type, Republic of Mauritius, 2021



(iii) The market value of all drugs seized in 2021 was estimated at around Rs 4.77 Billion.

(iv) Some 50,058 plants of cannabis were uprooted by Anti-Drug and Smuggling Unit (ADSU) in 2021 against 62,712 in 2020.

3.2.6 Road traffic offences

3.2.6.1 Contraventions (Annex 1 - Tables A1.2 & A1.3)

Road traffic contraventions decreased significantly between 2020 and 2021

(i) The number of registered road traffic contraventions decreased by 11.0% from 126,358 in 2020 to 112,454 in 2021.

(ii) From 2020 to 2021, road traffic contraventions for “exceeding speed limit” decreased by 14.8% from 48,556 to 41,393. The remaining road traffic contraventions showed decreases ranging from -3.2% for “breach of conditions attached to

provisional licence” to -35.8% for “making use of cellular phone whilst driving”, except among others, increases ranging from 10.8% from 1,018 to 1,128 for “fittings out of order” to 180.2 % for “dangerous driving”.

3.2.6.2 Cumulative Road Traffic Offences (CRTO)

(i) From January to December 2021, 50.1% of fines paid were due to exceeding speed limit.

(ii) From January to December 2021, some 14,470 persons were convicted for offences specified in the third schedule as CRTO. Some 1,131 drivers (7.8%) had been convicted for more than once under the third schedule as CRTO, of whom, 23 (2.0%) had already been convicted for four offences and above.

(iii) Twenty one Mauritians and one foreign driver holding competent driving licences have been disqualified due to the CRTO from January to December 2021.

3.3. Investigation and prosecution

3.3.1 Persons suspected, arrested and/or cautioned (Annex 1 - Table A1.4)

(i) The number of persons suspected, arrested and/or cautioned increased by 8.2% from 19,367 in 2020 to 20,951 in 2021. For the same period in this category, increases were noted mainly for fraud/forgery/counterfeiting/corruption from 418 to 569 (+36.1%), robbery from 718 to 948 (+32.0%), and theft from 2,757 to 3,204 (+16.2%). It is to be noted that burglary decreased from 601 to 492 (-18.1 %).

(ii) In 2021, the offences for which the persons being suspected, arrested and/or cautioned were mostly in drug offences (17.5%), followed by assault (16.1%) and theft (15.3%).

3.3.2 Persons prosecuted (Annex 1 - Table A1.5)

(i) The number of persons prosecuted rose by 10.1% from 13,226 in 2020 to 14,556 in 2021.

(ii) The number of persons prosecuted by type of offence between 2020 and 2021 declined mostly in negligence from 356 to 185 (-48.0%) and burglary from 1,100 to 680 (-38.2%) while drug offences rose from 1,662 to 2,964 (+78.3%).

4. Prosecution - Office of Director of Public Prosecutions (ODPP)

(i) From 2021 to 2020, the total number of cases referred by the Police for advice to ODPP decreased by 7.2% from 9,522 to 8,837. Out of 8,837 cases in 2021, 65.4% (5,783) of them were referred to ODPP for initial advice after enquiry, based on their seriousness, complexity and special nature, i.e. parties involved including civil servants and minors, government property involved, etc.

(ii) The number of cases referred by ODPP to the Intermediate and Supreme Courts decreased by 17.3% from 787 in 2020 to 651 in 2021.

(iii) In 2021, 46 cases were lodged by ODPP before the Assizes against 31 in 2020.

(iv) In 2021, 113 criminal “Appeal and motions” were conducted by ODPP before the Supreme Court compared to 135 in 2020.

5. Judiciary statistics

5.1 Civil and Criminal cases (Annex 1 - Table A1.8)

Drop in divorce cases lodged in year 2021 compared to year 2020

5.1.1 Lodged

Between 2020 and 2021, the number of civil cases lodged in Court increased by 7.0%, from 13,667 to 14,618. However, for the same period, decreases were noted respectively in divorce cases from 2,506 to 2,462 (-1.8%) and in ‘cases under the Protection from Domestic Violence Act’ from 1,975 to 1,589 (-19.5%).

For the same period, the number of criminal cases lodged in Court increased by 8.0% from 69,449 to 74,993.

5.1.2 Disposed of

The number of civil cases disposed of increased by 5.6% from 12,302 in 2020 to 12,987 in 2021. During the same period, divorce cases rose by 4.6% from 2,308 to 2,415 while “cases under the Protection from Domestic Violence Act” fell by 16.0% from 1,789 to 1,503.

For the same period, a rise of 28.8% was noted in the number of criminal cases disposed of from 50,036 to 64,447.

5.1.3 Outstanding

From 2020 to 2021, outstanding cases rose by 6.1% for civil cases from 16,629 to 17,644 and increased by 23.1% for criminal cases from 45,460 to 55,988.

5.2 Conviction

Conviction rate increased from year 2020 to year 2021

(i) Some 73,794 criminal offences were disposed of by the Court in 2021. The prosecuted persons were found guilty in 67.8% (50,052) of these offences, of whom more than 99% were adults. The remaining 32.2% (23,742) were dismissed or discontinued.

(ii) From 2020 to 2021, the overall convicted offences increased by 18.4% from 42,264 to 50,052, largely due to increases in assault (+17.9%), homicide (+28.6%), non-injurious traffic violations (+10.3%) and robbery (+5.8%) (Annex 1 - Table A1.9). For the same period, there was a decline in fraud /forgery /counterfeiting (-16.9%).

(iii) In 2021, 53.0% of the convicted offences were due to the conviction for non-injurious traffic violations.

(iv) From 2020 to 2021, the conviction rate per 1,000 population increased from 13.5 to 18.2 (Annex 1 - Table A1.9).

5.3 Convicted offences (Annex 1 - Table A1.9)

5.3.1 Homicide

From 2020 to 2021, the conviction for intentional homicide increased from 3 to 12 and for non-intentional homicide from 32 to 33.

5.3.2 Assault

In 2021, there were 783 convicts for assault representing a rise of 17.9% over the figure of 664 in 2020.

5.3.3 Sexual violence & sexual exploitation

From 2020 to 2021, there was a decline of 1.0% in convictions for sexual violence and sexual exploitation from 98 to 97. It is to be noted that conviction for sodomy has decreased from 12 to 6 and conviction for rape has remained the same.

5.3.4 Theft/Robbery/Burglary

Compared to the previous year, convictions for robbery and theft in 2021 increased by 5.8% from 831 to 879 and by 15.7% from 1,856 to 2,147 respectively. On the other hand, burglary showed a decrease of 11.6% from 646 to 571.

5.3.5 Drug offences

From 2020 to 2021, the conviction for drug offences rose by 15.4% from 1,574 to 1,817.

5.4 Sentence imposed (Annex 1 - Table A1.9)

(i) Out of the 50,052 offences for which sentences have been imposed in 2021, the accused persons were either sentenced to pay fines (89.0%) or imprisoned (7.2%). The remaining 3.8% were either committed to community service works or issued with probation orders, or discharged either conditionally or absolutely.

(ii) From 2020 to 2021, the number of fines imposed increased by 20.6% from 36,954 to 44,565. Imprisonment fell by 3.4% from 3,731 to 3,604.

6. Statistics from Mauritius Prison Service

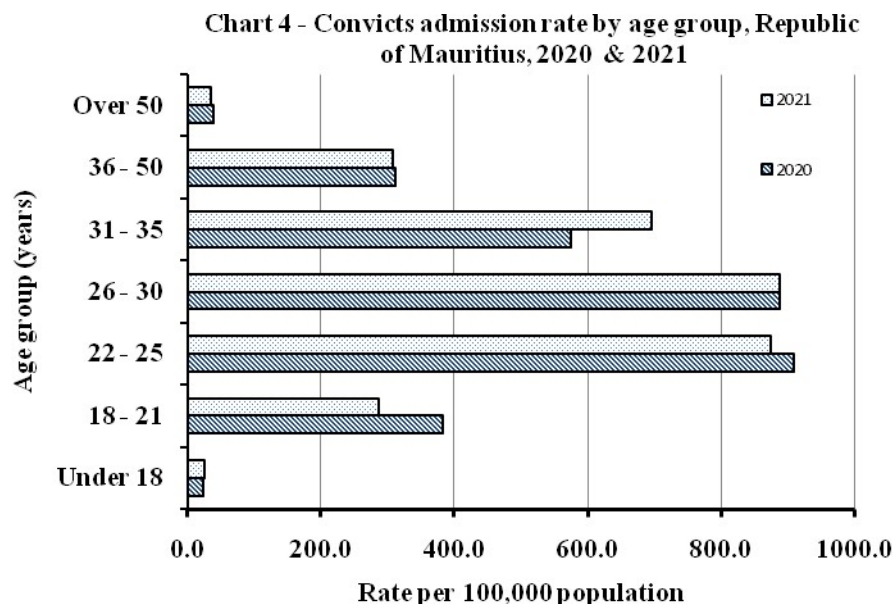
6.1. Prison and detention statistics (Annex 1 - Tables A1.10 to A1.13)

The majority of adult convicts admitted were re-offenders

(i) Out of every 100 detainees in prison in 2021:

(a) 40 were convicted detainees and 60 were on remand awaiting trial;

- (b) 94 were male adult detainees, 5 were female adult detainees and one was juvenile inmate.
- (ii) The daily average for remand and trial population increased by 5.3% from 1,502 in 2020 to 1,582 in 2021.
- (iii) The imprisonment rate per 100,000 mid-year population fell from 210.7 in 2020 to 208.4 in 2021.
- (iv) In 2021, the average prison occupancy level was 70.1%, with the highest occupancy level being 89.4% and the lowest, 11.1%. From 2020 to 2021, the occupancy rate has decreased from 70.9% to 70.1%.
- (v) The number of convicted detainees admitted decreased by 0.8% from 3,345 in 2020 to 3,319 in 2021 (Annex 1 - Table A1.11).
- (vi) Out of every 100 convicted detainees admitted to prison in 2021 (Annex 1 - Table A1.11):
 - (a) 96 were male and 4 were female;
 - (b) 53 were in the age group 18 - 30 years.
- (vii) In 2021, the convict admission rate peaked at the age group of “26-30 years” (Chart 4) compared to the age group of “22-25 years” in 2020.



- (viii) Out of the 3,319 convicts admitted in 2021, some of the offences they committed were theft (30.6%), robbery (20.2%), burglary (13.3%), drug offences (9.4%), breach of protection order (6.2%) and assault (1.4%).
- (ix) From 2020 to 2021, the decrease in the number of admissions was mainly due to a fall of 30.9% in the admissions for breach of condition of release from 158 to 116. It is to be noted, for the same period, that admissions for drug offences increased from 249 to 312 (Annex 1 - Table A1.13).

- (x) The adult convicted detainees, who were readmitted to prison, decreased by 1.5% from 2,399 in 2020 to 2,362 in 2021 (Annex 1 - Table A1.10). Regardless of any observation period, out of every 100 adult convicted detainees admitted to prison in 2021:
 - (a) 72 were re-offenders who had been imprisoned in the past;
 - (b) 58 were imprisoned more than once in the past.
- (xi) The number of convicts with short sentences of less than one month increased by 15.0% from 809 in 2020 to 930 in 2021 and similarly, those sentenced for 1-3 months increased by 27.9% from 894 to 1,143 (Annex 1 - Table A1.13). Two convicted detainees were sentenced to life imprisonment in 2021 compared to none in 2020.
- (xii) From 2020 to 2021, the number of fine defaulters admitted to prison decreased by 43.9% from 380 to 213 (Annex 1 - Table A1.12). The admissions due to non-payment of fines of Rs 30,000 or less dropped from 359 in 2020 to 202 in 2021.
- (xiii) The main offences committed by fine defaulters were drug offences (21.6%), breach of condition of release (15.0%), theft (17.8%), non-injurious traffic violations (15.5%) and driving under influence of alcohol (5.6%).
- (xiv) There was no escape from prison in 2021, same as in 2020.
- (xv) An average amount of Rs 800 was spent daily on each detainee in 2021 in the Island of Mauritius compared to Rs 794 in 2020.

7. Probation statistics

Offenders subjected to Probation orders decreased by 34.6% and Community Service Orders increased by 7.6%

- (i) In 2021, 51 probation orders were issued (44 for male and 7 for female), representing a fall of 34.6% compared to 78 (59 for male and 19 for female) in 2020. The number of offenders, also decreased by 34.6% from 78 (76 adults and 2 juveniles) in 2020 to 51 (45 adults and 6 juveniles) in 2021.
- (ii) The number of offenders, subjected to Community Service Orders, increased by 7.6% from 353 in 2020 to 380 in 2021. In 2021, the majority (91.8%) of the offenders were male.

8. Juvenile statistics

8.1 Juvenile offenders (Annex 1 - Table A1.6)

Number of juvenile offenders for crimes and misdemeanours decreased by 23.5%

- (i) From 2020 to 2021, the juvenile offenders (excluding those who had contraventions) involved in crimes and misdemeanours decreased by 16.3% from 521 to 436. Sexual violence and sexual exploitation fell from 88 to 71, robbery/burglary/theft from 142 to 104 and assault from 133 to 101. For the same period, rises were noted for homicide from 1 to 9. A decrease of 32.8% was noted in the number of juveniles contravened from 405 to 272. Out of the 272 juvenile offenders for contraventions in 2021, some 96.0% were road traffic contraveners.

- (ii) In 2021, the juvenile delinquency rate (excluding contraventions) fell to 4.2 per 1,000 juvenile population from 4.8 in 2020. The rate for boys was 7.4 compared to 0.9 for girls in 2021.

8.2 Juvenile victims of offences against person (Annex 1 - Table A1.7)

8.2.1 Homicide

In 2021, one juvenile was victim of attempted intentional homicide for attempted murder and there was one victim of intentional homicide. The only victim for non-intentional homicide in 2021 was male.

8.2.2 Assault

The number of victims for assault decreased by 28.9% from 703 in 2020 to 500 in 2021. Juveniles were mostly victims of simple assaults. Some 60.0% of victims for simple assaults were boys.

8.2.3 Sexual violence & sexual exploitation

(i) From 2020 to 2021, victims of sexual violence and sexual exploitation increased by 8.87% from 462 to 503 mainly due to rises in “Causing child to be sexually abused; accessing to a brothel; and engaging in prostitution” from 169 to 193 (+14.2%) and “Sexual intercourse with minor under the age of 16” from 145 to 181 (+24.8%). It is to be noted that rape rose from 5 to 8 and sodomy from 8 in 2020 to 24 in 2021.

(ii) The majority (92.8%) of the juvenile victims of sexual violence and sexual exploitation were female.

8.3 Juvenile conviction in Court (Annex 1- Table A1.9)

There has been a decline in juvenile conviction rate

(i) In 2021, the number of convictions, which involved juveniles, stood at 35 against 53 in 2020. Some 51.4% of the convicts were sentenced to ‘Correctional Youth Centre (CYC)’ while another 20.0% were fined.

(ii) The juvenile conviction rate per 1,000 juvenile population fell from 0.5 in 2020 to 0.3 in 2021.

8.4 Juvenile detainees (Annex 1 - Tables A1.10 & A1.11)

The majority of juveniles admitted to CYC had committed theft/robbery/burglary

From year 2020 to 2021, the conviction rate per 100,000 juveniles increased from 22.7 to 24.9.

8.4.1 Correctional Youth Centre (CYC)

From year 2020 to 2021, the number of juveniles admitted decreased by 24.1% from 162 to 123. Some 94.4% (17) of the 18 juvenile convicts admitted to CYC in 2021 had committed theft/robbery/burglary.

8.4.2 Rehabilitation Youth Centre (RYC)

The number of juveniles admitted for detention and training at RYC decreased by 41.2% from 68 in 2020 to 40 in 2021. Some 77.5% of the juveniles admitted in 2021 were on remand. All cases admitted were of juvenile beyond control.

8.4.3 Probation Home/Hostel

The number of juveniles admitted in probation institutions decreased from 5 in 2020 to 1 in 2021.

8.5 Other juvenile sentencing

(i) Some six juveniles (up from 2 in 2020) were under probation orders in 2021 and all of them were boys.

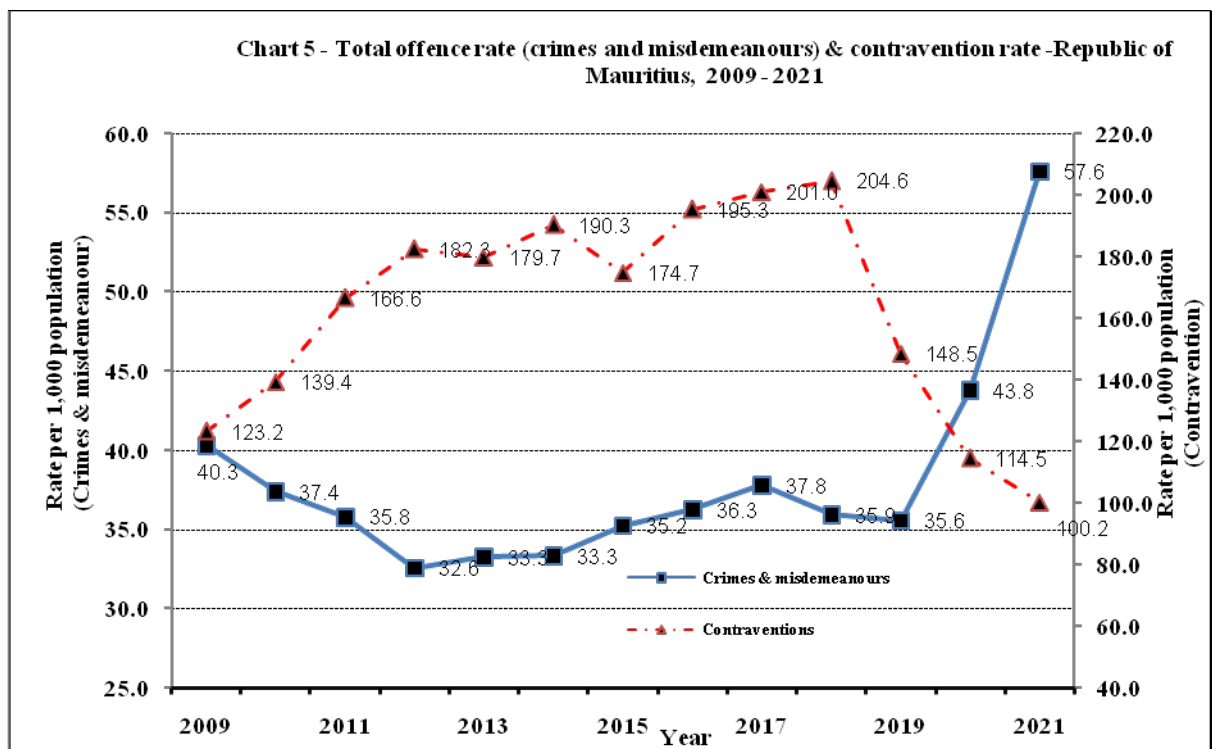
(ii) Two juveniles were ordered to perform community service work in 2021 compared to none in 2020.

9. Longer time series

9.1 Offence rate (crimes and misdemeanours) & contraventions

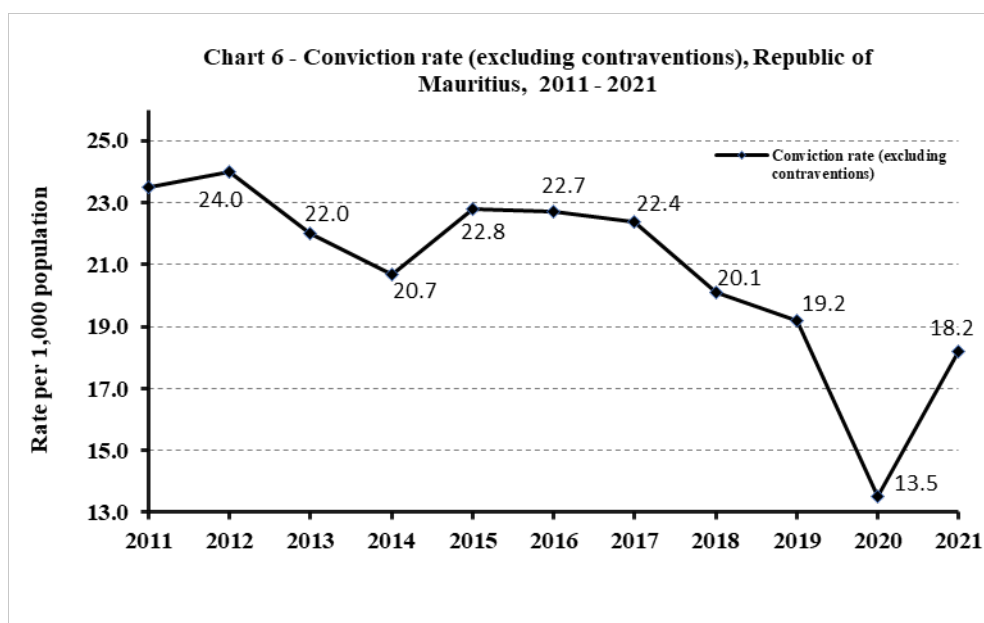
From 2009, the general level of crime and misdemeanour (offence rate) was 40.3 per 1,000 population. It, then, declined gradually to stabilize at around 33 from 2012 to 2014, increased to 37.8 in 2017, fell to around 35 in 2018 to 2019 to finally rise to 57.6 in 2021 (Chart 5).

On the other hand, as from 2009, contravention rate per 1,000 population was on the rise from 123.2 to reach 182.3 in 2012. Thereafter, it oscillated around that level and then, picked up followed by a rising trend from 195.3 in 2016 to peak at 204.6 in 2018 thereafter to finally drop to 100.2 in 2021.



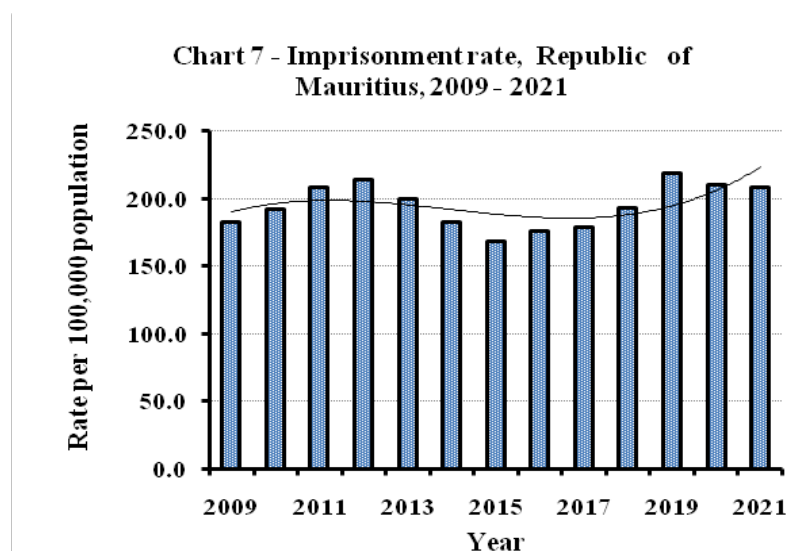
9.2 Conviction rate (excluding contraventions)

In 2011, the conviction rate per 1,000 population stood at 23.5 (Chart 6). It increased to 24.0 in 2012 and gradually decreased to 20.7 in 2014. An upward movement is then noted till 2015. Thereafter a sharp decline is noted to reach 13.5 in 2020 followed by a steep rise reaching 18.2 in 2021.



9.3 Imprisonment rate

From 2009 to 2012, the imprisonment rate per 100,000 mid-year population showed an increasing trend to reach 214.2 in 2012 (Chart 7). It then declined gradually to 169.0 in 2015 but rose again during the period 2016 to 2019. However, the rate for 2021 (208.4) is lower than in 2020 (210.7).



10. Notes to Users

10.1 Release of data on Crime, Justice and Security statistics

This indicator is released on a yearly basis according to an advance release calendar posted on the website of Statistics Mauritius (<http://statsmauritius.govmu.org/English/Publications/Pages/Publication-Programme.aspx>).

More information on Crime, Justice and Security statistics can be obtained from the website of Statistics Mauritius on the fol. URL:
https://statsmauritius.govmu.org/Pages/Statistics/By_Subject/CJS/SB_CJS.aspx

Specific information on:

Judiciary can be accessed at: <https://supremecourt.govmu.org>

Prisons can be accessed at: <http://prisons.govmu.org/English/Pages/default.aspx>

10.2 Caution to users

The following points should be recalled when drawing any conclusions from the figures in this publication:

(a) When comparing figures, it should be realised that police and judiciary figures are based on offences but prison and probation figures are based on offenders, and that an offender can be sentenced for more than one offence.

(b) Offences can sometimes be reclassified, usually as less serious, as they proceed from police investigation through prosecution to final court sentence. This is usually due to evidence not being as robust as at first thought or more evidence coming to light following the initial report.

(c) The trends in offences like drug offences and road traffic contraventions should be interpreted with caution since they may be subject to fluctuations as a result of sensitisation/awareness campaigns and intelligence-led operations. For example, the Road Traffic Act has been amended in August 2018.

(d) Police statistics are often better indicators of prevalence of law and willingness to report offences than actual prevalence. Therefore, surveys on the experience of victimization from the public together with the data from the reported cases can give a more comprehensive picture on the actual number of victims.

(e) Care should be taken while comparing statistics on the number of cases lodged and disposed of over time. Cases lodged in Court are more directly comparable. However, cases disposed of are not comparable, given that these cases might have been lodged during the reference year or any year before.

List of tables (Annex 1)

Table A1.1: Cases reported and offence rate per 1,000 population by type, Republic of Mauritius, 2020 & 2021

Table A1.2: Reported offences and rate per 100,000 population by offence, Republic of Mauritius, 2020 & 2021

Table A1.3: Road traffic contraventions, Republic of Mauritius, 2020 & 2021

Table A1.4: Persons suspected, arrested and/or cautioned by type of offence, Republic of Mauritius, 2020 & 2021

Table A1.5: Persons prosecuted by type of offence, Republic of Mauritius, 2020 & 2021

Table A1.6: Offences involving juveniles reported by type, category and sex, Republic of Mauritius, 2020 & 2021

Table A1.7: Victims of selected offences by socio-demographic and other characteristics, Republic of Mauritius, 2020 & 2021

Table A1.8: Number of civil and criminal cases, Republic of Mauritius, 2020 & 2021

Table A1.9: Convicted offences involving adults and juveniles by outcome of judgment and offence, Republic of Mauritius, 2020 & 2021

Table A1.10: Daily average and admission of detainees for adults and Juveniles, Republic of Mauritius, 2020 & 2021

Table A1.11: Convicts admission rate by age-group and sex, Republic of Mauritius, 2020 & 2021

Table A1.12: Fine defaulters admitted to prisons by amount of fine due, Republic of Mauritius, 2020 & 2021

Table A1.13: Admission of convicts to prisons by offence and length of sentence, Republic of Mauritius, 2020 & 2021

Contacts

For further information, please contact:

- (1) Mr J.A. Laloo, Statistician (Police, Prison, Probation and After Care Service)
- (2) Ms H. Murdan, Senior Statistical Officer (Police)
- (3) Ms. S. Nunhuck, Statistician (ODPP & Judiciary)
- (4) Ms. V. Busgeeth, Senior Statistical Officer (Judiciary)

Office address: Statistics Mauritius, L.I.C Centre, Port-Louis

Email: jlaloo@govmu.org

smurdan@govmu.org

snunhuck@govmu.org

vbusgeeth@govmu.org

sm-cjs@govmu.org

Tel : (230) 213-0710 (Police)
: (230) 213-3055 (Judiciary)
: (230) 401-6600 ext 6694 (Prison)
: (230) 465-1156 (Probation)
: (230) 405-5673 ext 116 (ODPP)

Statistics Mauritius
Ministry of Finance, Economic Planning and Development
Port Louis
30 June 2022

Table A1.1 - Cases reported and offence rate per 1,000 population by type, Republic of Mauritius, 2020 & 2021

Cases	2020		2021	
	Number	Rate	Number	Rate
Crimes ¹	6,738	5.3	6,447	5.1
<i>of which drug offences</i>	2,133		2,200	
Misdemeanours ¹	48,664	38.4	66,488	52.5
<i>of which drug offences</i>	3,135		2,626	
Contraventions	144,874	114.5	126,897	100.2
<i>of which road traffic contraventions</i>	126,358		112,454	
Total offences	200,276		199,832	
Total offences (excl. contraventions)	55,402	43.8	72,935	57.6
<i>of which drug offences</i>	5,268	4.2	4,826	3.8
Other occurrences	48,932		48,307	
<i>of which suicide</i>	109		104	
<i>attempted suicide</i>	230		258	
Total cases	249,208		248,139	

¹ Crime and misdemeanour rates include drug offences

Table A1. 2 - Reported offences and rate per 100,000 population by offence¹, Republic of Mauritius, 2020 & 2021

Offences	Number				% change
	2020	2021	2020	2021	
Acts leading to death or intending to cause death	86	84	6.8	6.6	-2.3
Intentional homicide	35	34	2.8	2.7	-2.9
<i>of which murder</i>	34	33			
Attempted intentional homicide	17	11			
Non intentional homicide	28	34			
Illegal feticide	6	5			
Acts causing harm or intending to cause harm to the person	15,277	13,603	1,207.0	1,074.4	-11.0
Assault	9,033	8,314	713.7	656.7	-8.0
<i>of which serious assault</i>	261	271			
<i>minor assault (simple assault)</i>	8,772	8,043			
Other assaults or threats	755	846			
Acts against liberty	54	31			
Trafficking in persons	2	2			
Coercion	22	31			
Negligence	3,931	3,378			
<i>of which making use of cellular phone whilst driving</i>	1,819	1,168			-35.8
Dangerous acts	1,478	999			
<i>of which driving motor vehicle with alcohol concentration above prescribed limit²</i>	1,426	942			-33.9
Injurious acts of a sexual nature	570	608	45.0	48.0	6.7
Sexual violence	399	420	31.5	33.2	5.3
<i>of which rape</i>	27	36			
<i>sodomy</i>	35	41			
Sexual exploitation	171	188			
Acts against property involving violence or threat against a person	802	630	63.4	49.8	-21.4
Robbery	783	620			-20.8
Other acts against property involving violence or threat against a person	19	10			
Acts against property only	13,803	14,302	1,090.5	1,129.6	3.6
Burglary	1,407	1,077			-23.5
Theft	10,739	11,601	848.4	916.3	8.0
<i>of which larceny from motor vehicles</i>	584	540			
Intellectual property offences	12	49			
Property damage	1,637	1,575			
Other acts against property only	8	0			

Table A1. 2 (cont'd) - Reported offences and rate per 100,000 population by offence¹, Republic of Mauritius, 2020 & 2021

Offences	Number				% change
	2020	2021	2020	2021	
Acts involving controlled drugs or other psychoactive substances (<i>drug offences</i>)	5,268	4,826	416.2	381.2	-8.4
Acts involving fraud, deception or corruption	1,421	1,653	112.3	130.6	16.3
Fraud	511	558			
Forgery/counterfeiting	222	235			
Corruption	538	623			
<i>of which bribery by public official</i>	2	1			
<i>bribery of public official</i>	2	6			
Acts involving the proceeds of crime	119	200			
Other acts involving fraud, deception or corruption	31	37			
Acts against public order, authority and provisions of the State	7,257	8,490	573.3	670.6	17.0
<i>of which acts against public order behavioural standards</i>	2,580	1,994			
<i>acts against the justice system</i>	4,370	6,119			
Acts against public safety and state security	121,972	109,076	9,636.4	8,615.4	-10.6
of which non-injurious traffic violations	121,488	108,624			
<i>of which speeding</i>	48,556	41,393			-14.8
<i>failing to wear seat belt whilst driving</i>	2,340	2,101			-10.2
<i>Driving without licence</i>	1,184	1,034			-12.7
<i>protective helmet improperly secured</i>	505	489			-3.2
Acts against the natural environment	39	65	3.1	5.1	66.7
Other criminal acts not elsewhere classified	33,781	46,495			37.6
Total	200,276	199,832			-0.2
<i>of which road traffic offences</i>	126,358	112,454	9,982.9	8,882.2	-11.0

¹ Based on International Classification of Crime for Statistical Purpose (ICCS) Version 1.0

² Formerly 'Driving under the influence of liquor'

Table A1.3 - Road traffic contraventions, Republic of Mauritius, 2020 & 2021

Offences	Number		% change
	2020	2021	
Exceeding speed limit	48,556	41,393	-14.8
Driving motor vehicle with alcohol concentration above prescribed limit ¹	1,426	942	-33.9
Driving without due care and attention	1,483	1,396	-5.9
Dangerous driving	96	269	180.2
Bicycle contraventions	36	51	41.7
Failing to comply with traffic sign	1,437	2,032	41.4
Failing to stop when signaled by a police officer	1,475	1,647	11.7
Overtaking on uninterrupted white line	335	323	-3.6
Failing to wear seat belt whilst driving	2,340	2,101	-10.2
Protective helmet improperly secured	505	489	-3.2
Making use of cellular phone whilst driving	1,819	1,168	-35.8
Breach of conditions attached to provisional licence	3,726	3,606	-3.2
Breach of condition attached to carriers licence	191	240	25.7
Driving without licence	1,184	1,034	-12.7
Failing to produce driving licence on demand	11,848	10,131	-14.5
Failing to produce driving licence/Certificate of insurance within delay	548	507	-7.5
Motor vehicle licence not affixed	6,360	5,729	-9.9
Inoperative insurance policy	182	425	133.5
Worn out tyre	810	600	-25.9
Allowing oil to drop	49	89	81.6
Parking on double yellow line	885	1,407	59.0
Parking on prohibited area	773	972	25.7
Parking on footpath/pavement	590	927	57.1
Fittings out of order	1,018	1,128	10.8
No tail light	157	178	13.4
Inefficient silencer	699	538	-23.0
Other	37,830	33,132	-12.4
Total	126,358	112,454	-11.0

¹ Formerly 'Driving under the influence of liquor'

Table A1. 4 - Persons suspected, arrested and/or cautioned by type of offences, Republic of Mauritius, 2020 & 2021

Offences ¹	2020			2021			% change
	Adults	Juveniles	Total	Adults	Juveniles	Total	Total
Crimes	4,098	123	4,221	4,569	125	4,694	11.2
<i>of which drug offences</i>	1,724	26	1,750	1,768	22	1,790	2.3
Misdemeanours	14,919	227	15,146	15,974	283	16,257	7.3
<i>of which drug offences</i>	2,016	18	2,034	1,858	10	1,868	-8.2
Total	19,017	350	19,367	20,543	408	20,951	8.2
<i>of which</i>							
<i>Homicide</i> ²	86	1	87	158	6	164	88.5
<i>Assault</i>	3,947	91	4,038	3,301	76	3,377	-16.4
<i>Negligence</i>	208	0	208	217	8	225	8.2
<i>Sexual violence and sexual exploitation</i>	318	52	370	373	46	419	13.2
<i>Robbery</i>	703	15	718	925	23	948	32.0
<i>Burglary</i>	584	17	601	483	9	492	-18.1
<i>Theft</i>	2,696	61	2,757	3,107	97	3,204	16.2
<i>Property damage</i>	379	15	394	332	15	347	-11.9
<i>Drug offences</i>	3,740	44	3,784	3,626	32	3,658	-3.3
<i>Fraud/forgery/counterfeiting/corruption</i>	418	0	418	567	2	569	36.1

¹ Exclude contraventions

² Exclude 'Abortion' and 'Arson causing death' 0 for Nil

Table A1.5 - Persons prosecuted by type of offences, Republic of Mauritius, 2020 & 2021

Offences ¹	2020			2021			% change
	Adults	Juveniles	Total	Adults	Juveniles	Total	Total
Crimes	3,154	209	3,363	3,441	50	3,491	3.8
<i>of which drug offences</i>	616	9	625	1,222	4	1,226	96.2
Misdemeanours	9,652	211	9,863	10,918	147	11,065	12.2
<i>of which drug offences</i>	1,029	8	1,037	1,726	12	1,738	67.6
Total	12,806	420	13,226	14,359	197	14,556	10.1
<i>of which</i>							
<i>Homicide</i> ²	49	0	49	57	0	57	16.3
<i>Assault</i>	2,663	81	2,744	2,469	25	2,494	-9.1
<i>Negligence</i>	356	0	356	185	0	185	-48.0
<i>Sexual violence and sexual exploitation</i>	145	25	170	176	6	182	7.1
<i>Robbery</i>	873	63	936	812	24	836	-10.7
<i>Burglary</i>	1,008	92	1,100	671	9	680	-38.2
<i>Theft</i>	1,878	84	1,962	2,098	38	2,136	8.9
<i>Property damage</i>	222	12	234	154	9	163	-30.3
<i>Drug offences</i>	1,645	17	1,662	2,948	16	2,964	78.3
<i>Fraud/forgery/counterfeiting/corruption</i>	240	3	243	276	0	276	13.6

¹ Exclude contraventions

² Exclude 'Abortion' and 'Arson causing death' 0 for Nil

Table A1. 6 - Offences involving juveniles reported by type, category and sex, Republic of Mauritius, 2020 & 2021

	2020			2021			% change
	Male	Female	Total	Male	Female	Total	Total
Juvenile offences	<i>Napp</i>	<i>Napp</i>	920	<i>Napp</i>	<i>Napp</i>	691	-24.9
Crimes and misdemeanours	<i>Napp</i>	<i>Napp</i>	513	<i>Napp</i>	<i>Napp</i>	419	-18.3
Crimes ¹	<i>Napp</i>	<i>Napp</i>	172	<i>Napp</i>	<i>Napp</i>	158	-8.1
<i>of which drug offences</i>	<i>Napp</i>	<i>Napp</i>	25	<i>Napp</i>	<i>Napp</i>	23	
Misdemeanours ¹	<i>Napp</i>	<i>Napp</i>	341	<i>Napp</i>	<i>Napp</i>	261	-23.5
<i>of which drug offences</i>	<i>Napp</i>	<i>Napp</i>	23	<i>Napp</i>	<i>Napp</i>	13	
Contraventions²	<i>Napp</i>	<i>Napp</i>	407	<i>Napp</i>	<i>Napp</i>	272	-33.2
<i>of which road traffic</i>	<i>Napp</i>	<i>Napp</i>	356	<i>Napp</i>	<i>Napp</i>	261	
Juvenile offenders	853	73	926	661	47	708	-23.5
<i>of which</i>							
Homicide ⁴	1	0	1	7	2	9	
Assault	110	23	133	80	21	101	
Negligence	8	3	11	7	0	7	
Sexual violence and sexual exploitation	84	4	88	70	1	71	
Robbery/burglary/theft	133	9	142	95	9	104	
Property damage	13	4	17	18	3	21	
Drug offences	49	0	49	36	0	36	
Fraud/forgery/counterfeiting/corruption	0	0	0	2	0	2	
Crimes and misdemeanours	457	64	521	391	45	436	-16.3
Crimes ¹	<i>174</i>	<i>7</i>	<i>181</i>	<i>154</i>	<i>7</i>	<i>161</i>	-11.0
<i>of which drug offences</i>	<i>25</i>	<i>0</i>	<i>25</i>	<i>23</i>	<i>0</i>	<i>23</i>	
Misdemeanours ¹	283	57	340	237	38	275	-19.1
<i>of which drug offences</i>	<i>24</i>	<i>0</i>	<i>24</i>	<i>13</i>	<i>0</i>	<i>13</i>	
Contraventions²	396	9	405	270	2	272	-32.8
<i>of which road traffic</i>	<i>350</i>	<i>4</i>	<i>354</i>	<i>260</i>	<i>1</i>	<i>261</i>	
Juvenile delinquency rate³	8.3	1.2	4.8	7.4	0.9	4.2	

¹ Crimes and misdemeanours include drug offences

² Excludes contraventions established by camera

³ Rate per 1,000 mid year juvenile population (excluding contraventions)

⁴ Exclude 'Abortion' and 'Arson causing death'

Napp for not applicable

0 for Nil

Table A1.7 - Victims of selected offences¹ by socio-demographic and other characteristics, Republic of Mauritius, 2020 & 2021

Characteristics of victim	2020					2021					Number
	Homicides			Assaults and sexual exploitation	Sexual violence	Homicides			Assaults and sexual exploitation	Sexual violence	
	Intentional homicides ²	Attempted Intentional homicides	Non-int. ³			Intentional homicides ²	Attempted Intentional homicides	Non-int. ³			
Total											
Both sexes	35	18	28	9,035	569	34	12	39	9,066	630	
Male	24	17	23	4,823	48	22	8	34	4,660	42	
Female	11	1	5	4,212	521	12	4	5	4,406	588	
Adult											
Both sexes	32	17	27	8,332	107	33	11	38	8,566	127	
Male	22	16	22	4,399	13	22	8	33	4,360	6	
Female	10	1	5	3,933	94	11	3	5	4,206	121	
Juvenile											
Both sexes	3	1	1	703	462	1	1	1	500	503	
Male	2	1	1	424	36	0	0	1	300	36	
Female	1	0	0	279	426	1	1	0	200	467	
Activity Status											
Employed	20	13	15	5,055	55	11	9	19	5,244	77	
Student	2	0	1	627	366	0	1	1	452	414	
Other	13	5	12	3,353	148	23	2	19	3,370	139	
Relationship to offender											
Related	12	3	0	4,651	149	13	3	2	4,756	215	
Not related	23	15	28	4,384	420	21	9	37	4,310	415	
Location of incident											
Private-household	11	3	0	5,128	360	21	5	3	5,648	476	
Educational-institution	0	0	0	88	8	0	0	0	45	5	
Public places ⁴	11	14	27	2,746	96	9	6	36	2,651	75	
Other places ⁵	13	1	1	1,073	105	4	1	0	722	74	

¹ A person may be victim of one or more offence and/or an offence may involve one or more victim

² Excluding abortion

³ Non-intentional homicides

⁴ Comprising commercial area, hotel, bungalow, public road and public beach

⁵ Comprising workplace, hospital, airport, concert, etc.

0 for Nil

Table A1.8 - Number of civil and criminal cases, Republic of Mauritius, 2020 & 2021

	2020				2021				Number
	Cases pending as at 1st January	Cases lodged	Cases disposed of	Cases outstanding as at 31st December	Cases pending as at 1st January	Cases lodged	Cases disposed of	Cases outstanding as at 31st December	
Civil cases¹	15,264	13,667	12,302	16,629	16,013	14,618	12,987	17,644	
<i>of which</i>									
<i>divorce</i>	2,506	2,506	2,308	2,704	2,623	2,462	2,415	2,670	
<i>cases under the Protection from Domestic Violence Act</i>	358	1,975	1,789	544	544	1,589	1,503	630	
Criminal cases	26,047	69,449	50,036	45,460	45,442	74,993	64,447	55,988	
Financial Crimes Division	<i>NA</i>	<i>NA</i>	<i>NA</i>	<i>NA</i>	144	45	37	152	
Total	41,311	83,116	62,338	62,089	61,599	89,656	77,471	73,784	

¹ Number of civil cases pending at the beginning of year 2021 have been revised in light of physical count carried out at the end of the year 2020

Table A1.9 - Convicted offences involving adults and juveniles by outcome of judgment and offence¹, Republic of Mauritius, 2020 & 2021

Offences	2020			2021			% Change
	Adult	Juvenile	Total	Adult	Juvenile	Total	Total
Total convicted offences	42,211	53	42,264	50,017	35	50,052	18.4
By outcome of judgement							
Imprisonment	3,731	<i>Napp</i>	3,731	3,604	<i>Napp</i>	3,604	-3.4
Detention at RYC ² & other institutions ³	<i>Napp</i>	3	3	<i>Napp</i>	0	0	-100.0
Detention at CYC ⁴	<i>Napp</i>	21	21	<i>Napp</i>	18	18	-14.3
Fine ⁵	36,947	7	36,954	44,558	7	44,565	20.6
Other ⁶	1,533	22	1,555	1,855	10	1,865	19.9
By offence							
Acts leading to death or intending to cause death	36	0	36	45	0	45	25.0
Intentional homicide	3	0	3	12	0	12	300.0
Attempted intentional homicide	0	0	0	0	0	0	
Non-intentional homicide	32	0	32	33	0	33	3.1
Illegal feticide	1	0	1	0	0	0	
Acts causing harm or intending to cause harm to the person	3,792	0	3,792	4,887	1	4,888	28.9
Assault	664	0	664	783	0	783	17.9
<i>Serious assault</i>	128	0	128	130	0	130	
<i>Minor assault</i>	536	0	536	653	0	653	
Other assaults or threats	104	0	104	104	0	104	0.0
Acts against liberty	21	0	21	7	0	7	
Trafficking in persons	0	0	0	0	0	0	
Coercion	10	0	10	1	0	1	
Negligence	1,839	0	1,839	2,336	0	2,336	27.0
<i>of which driving without due care and dangerous driving</i>	569	0	569	956	0	956	68.0
<i>making use of cellular phone whilst driving</i>	1,117	0	1,117	1,202	0	1,202	7.6
Dangerous acts	1,154	0	1,154	1,656	1	1,657	43.6
<i>of which driving motor vehicle with alcohol concentration above prescribed limit⁷</i>	476	0	476	631	0	631	32.6
Injurious acts of a sexual nature	96	2	98	96	1	97	-1.0
Sexual violence	64	2	66	61	1	62	-6.1
<i>of which rape</i>	3	1	4	4	0	4	
<i>sodomy</i>	11	1	12	6	0	6	
<i>Sexual intercourse with minor under 16; with handicapped person; with specified person</i>	33	0	33	26	0	26	
Sexual exploitation	32	0	32	35	0	35	9.4
Acts against property involving violence or threat against a person	810	21	831	873	6	879	5.8
Robbery	810	21	831	873	6	879	5.8

Table A1.9 (cont'd) - Convicted offences involving adults and juveniles by outcome of judgment and offence¹, Republic of Mauritius, 2020 & 2021

Offences	2020			2021			% Change
	Adult	Juvenile	Total	Adult	Juvenile	Total	Total
Acts against property only	2,648	23	2,671	2,857	22	2,879	7.8
Burglary	635	11	646	557	14	571	-11.6
Theft	1,846	10	1,856	2,139	8	2,147	15.7
Intellectual property offences	8	0	8	3	0	3	-62.5
Property damage	159	2	161	158	0	158	-1.9
Acts involving controlled drugs or other psychoactive substances (drug offences)	1,574	0	1,574	1,815	2	1,817	15.4
Acts involving fraud, deception or corruption	909	2	911	1,419	1	1,420	55.9
Fraud	112	0	112	88	0	88	-21.4
Forgery/counterfeiting	149	0	149	129	0	129	-13.4
Corruption	71	0	71	111	0	111	56.3
<i>of which bribery by public official</i>	0	0	0	0	0	0	
<i>bribery of public official</i>	0	0	0	1	0	1	
Acts involving the proceeds of crime	527	2	529	1034	1	1,035	
Other acts involving fraud, deception or corruption	50	0	50	57	0	57	
Acts against public order, authority and provisions of the State	4,347	0	4,347	4,801	0	4,801	10.4
Acts against public order behavioural standards	389	0	389	536	0	536	
Acts against public order sexual standards	22	0	22	26	0	26	
Acts contrary to public revenue or regulatory provisions	389	0	389	344	0	344	
<i>of which revenue offences</i>	387	0	387	344	0	344	
Acts against the justice system	3,491	0	3,491	3,773	0	3,773	
Acts related to democratic elections	3	0	3	0	0	0	
Acts contrary to labour law	53	0	53	122	0	122	
Acts against public safety and state security	24,381	0	24,381	26,917	1	26,918	10.4
Acts involving weapons, explosives and other destructive materials	52	0	52	69	0	69	
Acts against computer systems	275	0	275	324	0	324	
Non-injurious traffic violations⁵	24,054	0	24,054	26,524	1	26,525	10.3
<i>of which speeding</i>	3,009	0	3,009	3,771	0	3,771	
<i>failing to wear seat belt whilst driving</i>	1,049	0	1,049	992	0	992	
<i>driving without licence</i>	641	0	641	1,059	0	1,059	
<i>protective helmet improperly secured</i>	633	0	633	625	0	625	
Acts against the natural environment	789	0	789	774	0	774	-1.9
Other criminal acts not elsewhere classified	2,829	5	2,834	5,533	1	5,534	95.3
Conviction rate⁸	14.9	0.5	13.5	20.0	0.3	18.2	34.8

¹ Based on international classification of crime for Statistical purpose (ICCS) Version 1.0 (UNODC)

² Rehabilitation Youth Centre

³ Other institutions comprise Probation Home/Hostel/SOS Village/Terre de Paix, etc.

⁴ Correctional Youth Centre

⁵ Exclude figures under fixed penalty notice

⁶ Other comprise Probation Order, Community Service Order and conditional and absolute discharges

⁷ Formerly 'Driving under the influence of liquor'

⁸ Excluding contraventions

Napp: Not Applicable

0 for Nil

Table A1.10 - Daily average and admission of detainees for adults and juveniles, Republic of Mauritius, 2020 & 2021

	2020			2021			% change
	Male	Female	Total	Male	Female	Total	Total
Adult and Juvenile							
<i>Daily average</i>							
Convicts	1,138	27	1,165	1,032	25	1,057	-9.3
Remand and trials	1,381	121	1,502	1,467	115	1,582	5.3
Total	2,519	148	2,667	2,499	140	2,639	-1.0
Adult							
<i>Daily average</i>							
Convicts	1,134	27	1,161	1,030	25	1,055	-9.1
Remand and trials	1,356	121	1,477	1,449	115	1,564	5.9
Total	2,490	148	2,638	2,479	140	2,619	-0.7
<i>Admission</i>							
By number of previous imprisonment							
None	883	46	929	877	62	939	1.1
One	548	15	563	440	21	461	-18.1
Two or more	1,807	29	1,836	1,859	42	1,901	3.5
Total	3,238	90	3,328	3,176	125	3,301	-0.8
Juvenile							
<i>Daily average</i>							
Convicts	4	0	4	2	0	2	-50.0
Remand and trials	25	0	25	18	0	18	-28.0
Total	29	0	29	20	0	20	-31.0
<i>Admission</i>							
<i>Correctional Youth Centre</i>							
Convicts	17	0	17	18	0	18	5.9
<i>Sexual offences</i>	1	0	1	0	0	0	
<i>Theft/Burglary/Robbery</i>	12	0	12	17	0	17	
<i>Other offences</i>	4	0	4	1	0	1	
Remand	142	3	145	104	1	105	-27.6
Total	159	3	162	122	1	123	-24.1
<i>Rehabilitational Youth Centre</i>							
Convicts	7	11	18	5	4	9	-50.0
<i>Theft/Burglary/Robbery</i>	0	0	0	0	0	0	
<i>Child beyond control</i>	7	11	18	5	4	9	
<i>Other cases</i>	0	0	0	0	0	0	
Remand	20	30	50	12	19	31	-38.0
Total	27	41	68	17	23	40	-41.2
Imprisonment rate¹	402.4	23.1	210.7	399.2	21.9	208.4	
Average prison occupancy level²	70.4	80.3	70.9	69.6	86.9	70.1	

¹ Daily average number of detainees per 100,000 population

² Prison population as a percentage of the prison capacity

0 for Nil

Table A1.11 - Convicts admission rate¹ by age-group and sex, Republic of Mauritius, 2020 & 2021

Age-group (years)	2020						2021					
	Male		Female		Total		Male		Female		Total	
	No.	Rate	No.	Rate	No.	Rate	No.	Rate	No.	Rate	No.	Rate
14-17	17	44.7	0	0.0	17	22.7	18	48.8	0	0.0	18	24.9
18 - 21	290	732.1	7	18.4	297	382.2	218	550.8	6	15.6	224	287.4
22 - 25	681	1,763.0	16	42.2	697	910.2	649	1,688.0	15	40.1	664	875.0
26 - 30	840	1,711.6	23	47.9	863	889.3	832	1,688.3	34	70.5	866	887.8
31 - 35	470	1,107.9	12	29.1	482	576.0	560	1,299.2	31	74.2	591	696.3
36 - 50	808	594.1	31	23.4	839	312.5	784	581.4	34	25.9	818	307.2
Over 50	149	81.9	1	0.5	150	38.5	133	71.7	5	2.4	138	34.7
Total	3,255	619.1	90	16.6	3,345	313.1	3,194	605.3	125	22.9	3,319	309.5

¹Rate per 100,000 population

0 for Nil

Table A1.12 - Fine defaulters admitted to prisons by amount of fine due, Republic of Mauritius, 2020 & 2021

Amount of fine (Rs)	2020	2021	% change
< 1,001	47	17	-63.8
1,001 - 5,000	250	146	-41.6
5,001 -10,000	40	22	-45.0
10,001 - 20,000	16	14	-12.5
20,001 - 25,000	2	2	0.0
25,001 - 30,000	4	1	-75.0
30,001 - 60,000	11	3	-72.7
60,001 & over	10	8	-20.0
Total	380	213	-43.9

Table A1.13 - Admission of convicts to prisons by offence¹ and length of sentence, Republic of Mauritius, 2020 & 2021

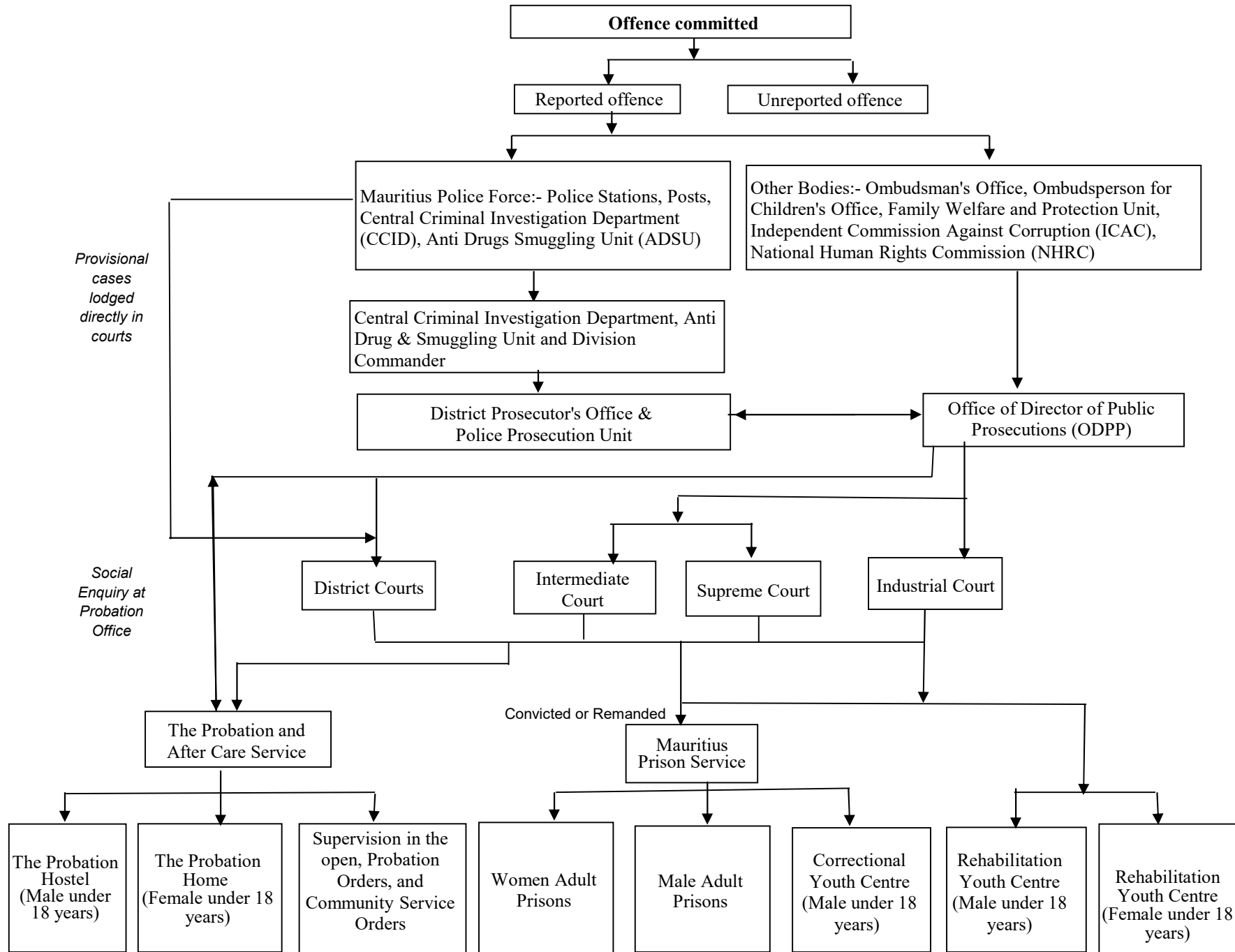
	2020	2021	% change
By offence¹			
Acts leading to death or intending to cause death	15	26	73.3
Intentional homicide	7	11	
Attempted intentional homicide	0	0	
Non intentional homicide	8	15	
Acts causing harm or intending to cause harm to the person	162	138	-14.8
<i>of which assault</i>	68	47	
<i>serious assault</i>	62	42	
<i>minor assault (simple assault)</i>	6	5	
Injurious acts of a sexual nature	31	30	-3.2
Sexual violence	23	23	
<i>of which rape</i>	2	3	
Sexual exploitation	8	7	
Acts against property involving violence or threat against a person	704	677	-3.8
<i>of which robbery</i>	688	669	
Acts against property only	1,376	1,472	7.0
<i>of which burglary</i>	437	441	
<i>theft</i>	925	1,016	
<i>property damage</i>	13	15	
Acts involving controlled drugs or other psychoactive substances (drug offences)	249	312	25.3
Acts involving fraud, deception or corruption	119	111	-6.7
<i>of which fraud</i>	20	19	
<i>forgery/counterfeiting</i>	5	10	
<i>corruption</i>	19	13	
Acts against public order, authority and provisions of the State	547	466	-14.8
<i>of which rogue and vagabond</i>	37	32	
<i>aiding and abetting in the commission of a crime</i>	44	31	
<i>breach of condition of release</i>	158	116	
<i>breach of protection order</i>	201	205	
Acts against public safety and state security	98	73	-25.5
<i>of which possession of offensive weapon</i>	18	10	
Other criminal acts not elsewhere classified²	44	14	-68.2
Total	3,345	3,319	-0.8
By length of sentence			
< 1 month	809	930	14.96
1 - 3 months	894	1,143	27.85
4 - 6 months	557	471	-15.44
7 - 18 months	438	390	-10.96
7 - 12 months	348	310	-10.92
13 - 18 months	90	80	-11.11
19 months to less than 2 years	4	3	-25.00
Two years and over	263	167	-36.50
Life sentence	0	2	
Undefined (fine defaulters)	380	213	-43.95
Total	3,345	3,319	

¹ Based on International Classification of Crime for Statistical Purpose (ICCS) Version 1.0 (UNODC)

² Data were not available at detailed level in 2016

0 for Nil

National Criminal Chart, Republic of Mauritius



GLOSSARY

1. **Absolute discharge** is complete and unconditional release.
2. **Acts against liberty** is taking away or limiting the movement or liberty of a person.
3. **Admission rate** is defined as the number of people admitted to prison in a given year per 100,000 mid-year population.
4. **Assault** is defined as intentional or reckless application of physical force inflicted upon the body of a person.
5. **Acquitted** means dismissed.
6. **Burglary** is defined as unlawful entry into someone else's premises with the intention to commit a theft.
7. **Cases** to the police are:
 - either offences punishable by law such as **crimes** (which are punishable by penal servitude and/or a fine exceeding Rs 5,000), **misdemeanours** (which are punishable by imprisonment for a term exceeding 10 days and/or a fine exceeding Rs 5,000) and **contraventions** (which are punishable by imprisonment for a term not exceeding 10 days and/or a fine not exceeding Rs 10,000),
 - or relate to other occurrences such as accidental deaths, accidental fires, suicides or attempted suicides and street accidents.
8. **Coercion** is demanding a particular course of action through the use of force, threat intimidation, threat to reveal compromising information, or threat of defamation.
9. **Community Service Order** is a sentence requiring an offender to perform unpaid community work in lieu of imprisonment or non-payment of fines.
10. **Conditional discharge** is a sentence whereby an offender is released under certain conditions, e.g. to be of good behaviour for a specified period of time.
11. **Contraventions (least serious offences)** are defined as offences that are punishable by:
 - (a) imprisonment for a term not exceeding 10 days;
 - (b) fine not exceeding 5,000 rupees.
12. **Cost of detainee** is based on the recurrent expenditure of the prisons, the social aid granted to the detainees' ward(s) and the value of labour contribution of detainees to the prisons' workshops.

13. **Crimes (most serious offences)** are defined as offences that are punishable by:

- (a) penal servitude;
- (b) fine exceeding 5,000 rupees.

14. **Criminal case** is a case dealing with an offender indicted for an offence.

15. **Cumulative Road Traffic Offences (CRTO)**

Cumulative Road Traffic Offence (CRTO) means an offence stipulated in the third Schedule of the Road Traffic Act (Sect 123 AG of RTA).

Where a person is convicted on a fifth occasion for one or more offences specified in the third schedule and those offences committed within a period of 24 months, the Court shall disqualify him/her from holding or obtaining a driving license for all classes of motor vehicles for a period of not less than 6 months nor more than 12 months.

Likewise, where a person is convicted on a third occasion for a Cumulative Road Traffic Offence (CRTO) within a period of 24 months, the Licensing Officer shall inform that person by way of a Notice that he/she has been convicted three times for a CRTO.

16. **Fines for exceeding speed**

As per the Road Traffic (Amendment) Act 2018 (Act No. 12 of 2018), with effect from 01 October 2018, a new graduated scale of fines for exceeding speed limits was introduced as follows:

- (a) fine of Rs 2,500 for exceeding the speed limit by not more than 15 km per hour;
- (b) fine of Rs 5,000 for exceeding the speed limit by more than 15 but not more than 25 km per hour and
- (c) fine of Rs 10,000 for driving at a speed exceeding the authorised speed limit by more than 25 km per hour.

17. **Dangerous acts** are bodily harm or potential for bodily harm caused by a person's dangerous behaviour or act carried out with the knowledge that the act has potential to cause harm.

18. **Detainee** is referred to as any person confined to prison and is classified as follows:

- (a) **Convict:** person sentenced to imprisonment.
- (b) **Person on remand and trial:** person charged for an offence with a court of law and awaiting judgment.

19. **Drug offences** are as spelt out under the Dangerous Drug Act 2000. They relate mainly to drugs like gandia, heroin, hashish, opium, cocaine and other psychotropic substances.

20. **Embezzlement** is defined as the wrongful appropriation of another person's property that is already in the possession of the person doing the appropriating.
21. **Fine defaulters** are convicts sentenced to imprisonment for non-payment of fines; they either stay in prison for a specified period, benefit from a community service order or are released as soon as they pay the fines.
22. **Forgery/counterfeiting** is creating, manufacturing, selling, passing or possessing a false imitation of goods, or an instrument to create a false imitation of goods.
23. **Fraud** is defined as the acquisition of another person's property by deception.
24. **Illegal feticide** is defined as unlawful death of a foetus intentionally procured or conducted by a person.
25. **Intellectual property offences** are unlawful copying, using, reproducing or other infringements of copyrights, patents, trademarks or other intellectual property.
26. **Intentional homicide** is defined as unlawful death inflicted upon a person with the intent to cause death.
27. **Investigation and prosecution**

On completion of police enquiries/investigations, cases are taken to court for prosecution either as decided by Police or upon the advice of the Director of Public Prosecutions (DPP). However, for some cases, prosecution does not follow for the following reasons: (a) false or doubtful complaint, (b) no offence committed (c) trifling cases, (d) accused unknown, (e) accused absconded, (f) evidence insufficient, (g) accused dead or insane, (h) caution administered, (i) no further action as advised by the DPP.
28. **Juvenile** is defined as person aged below 18 years.
29. **Juvenile delinquency rate** is defined as the number of juvenile offenders involved in offences (excluding contraventions) per 1,000 juvenile population.
30. **Minor assault** is intentional or reckless application of minor physical force inflicted upon the body of a person resulting in no injury or minor bodily injury.
31. **Misdemeanours (less serious offences)** are defined as offences that are punishable by:
 - (a) imprisonment for a term exceeding 10 days;
 - (b) fine exceeding 5,000 rupees.
32. **Murder** is unlawful death inflicted upon a person with the intent to cause death or serious injury, including when premeditated and/or with malice aforethought.
33. **Negligence** is defined as bodily harm or potential for bodily harm from a person's negligent, reckless or careless behaviour.

34. **Non-adjudicated** is the formal withdrawal of charge(s) by the Police, Director of Public Prosecutions or Attorney-General or by the courts; it includes nolle prosequi and struck out.
35. **Non-injurious traffic violations** is the criminal acts under the traffic code and traffic regulations by a person that do not result in injury or death.
36. **Non-intentional homicide** is unlawful death unintentionally inflicted upon a person by another person.
37. **Prison occupancy level** is defined as the prison population divided by the prison capacity (number of beds).
38. **Probation order** is a sentence whereby an offender is placed under the supervision of a probation officer for a period not less than one nor more than three years.
39. **Property damage** is willful destruction, damage or defacement of property.
40. **Robbery** is defined as the theft of property from a person, overcoming resistance by force or threat of force.
41. **Serious assault** is defined as intentional or reckless application of serious physical force inflicted upon the body of a person resulting in serious bodily injury.
42. **Sexual violence** is defined as unwanted sexual act, attempt to obtain a sexual act, or contact or communication with unwanted sexual attention without valid consent or with consent as a result of intimidation, force, fraud, coercion, threat, deception, use of drugs or alcohol, or abuse of power or of a position of vulnerability.
43. **Sexual exploitation** is defined as acts of abuse of a position of vulnerability, power or trust, or use of force or threat of force, for profiting financially, physically, socially or politically from the prostitution or sexual acts of a person.
44. **Theft** is defined as unlawfully taking or obtaining of property with the intent to permanently withhold it from a person or organization without consent and without the use of force, threat of force or violence, coercion or deception.
45. **Victim** is referred to as a person who has been affected by an offence committed by another person.

**General Structure of International Classification of Crime for Statistical Purposes
(ICCS) Version 1.0**

Section 01 Acts leading to death or intending to cause death

- 0101 Intentional homicide
- 0102 Attempted intentional homicide
- 0103 Non-intentional homicide
- 0104 Assisting or instigating suicide
- 0105 Euthanasia
- 0106 Illegal feticide
- 0107 Unlawful killing associated with armed conflict
- 0109 Other acts leading to death or intending to cause death

Section 02 Acts causing harm or intending to cause harm to the person

- 0201 Assaults and threats
 - 02011 Assault
 - 020111 Serious assault
 - 020112 Minor assault
 - 02012 Threat
 - 02019 Other assaults or threats
- 0202 Acts against liberty
- 0203 Slavery and exploitation
- 0204 Trafficking in persons (TIP)
- 0205 Coercion
- 0206 Negligence
 - 02063 Making use of cellular phone whilst driving
- 0207 Dangerous acts
 - 020721 Driving motor vehicle with alcohol concentration above prescribed limit
- 0208 Acts intended to induce fear or emotional distress
- 0209 Defamation or insult
- 0210 Discrimination
- 0211 Acts that trespass against the person
- 0219 Other acts causing harm or intending to cause harm to the person

Section 03 Injurious acts of a sexual nature

- 0301 Sexual violence
 - 03011 Rape
 - 03019 Sodomy

- 0302 Sexual exploitation
- 0309 Other injurious acts of a sexual nature

Section 04 Acts against property involving violence or threat against a person

- 0401 Robbery
- 0409 Other acts against property involving violence or threat against a person

Section 05 Acts against property only

- 0501 Burglary
- 0502 Theft
 - 050211 Theft of a motorized land vehicle (Larceny of motor vehicles)
 - 050229 Other theft of personal property (e.g. simple larcenies)
- Intellectual property offences
- 0504 Property damage
- 0509 Other acts against property only

Section 06 Acts involving controlled drugs or other psychoactive substances

- 0601 Unlawful acts involving controlled drugs or precursors
- 0602 Unlawful acts involving alcohol, tobacco or other controlled substances
- 0609 Other acts involving controlled drugs or other psychoactive substances

Section 07 Acts involving fraud, deception or corruption

- 0701 Fraud
- 0702 Forgery/counterfeiting
- 0703 Corruption
 - 07031 Bribery by public official
 - 07031 Bribery of public official
- 0704 Acts involving the proceeds of crime
- 0709 Other acts involving fraud, deception or corruption

Section 08 Acts against public order, authority and provisions of the State

- 0801 Acts against public order behavioural standards
- 0802 Acts against public order sexual standards
- 0803 Acts related to freedom of expression or control of expression
- 0804 Acts contrary to public revenue or regulatory provisions
- 0805 Acts related to migration
- 0806 Acts against the justice system
- 0807 Acts related to democratic elections
- 0808 Acts contrary to labour law

0809 Other acts against public order, authority and provisions of the State

Section 09 Acts against public safety and state security

- 0901 Acts involving weapons, explosives and other destructive materials
- 0902 Acts against health and safety
- 0903 Acts against computer systems
- 0904 Acts against state security
- 0905 Acts related to an organized criminal group
- 0906 Terrorism
- 0907 Non-injurious traffic violations
- 0907 Speeding
- 0907 Failing to wear seat belt whilst driving
- 0907 Driving without licence
- 0907 Protective helmet improperly secured
- 0909 Other acts against public safety and state security

Section 10 Acts against the natural environment

- 1001 Acts that cause environmental pollution or degradation
- 1002 Acts involving the movement or dumping of waste
- 1003 Trade or possession of protected or prohibited species of fauna and flora
- 1004 Acts that result in the depletion or degradation of natural resources
- 1009 Other acts against the natural environment

Section 11 Other criminal acts not elsewhere classified

- 1101 Acts under universal jurisdiction
- 1102 Acts contrary to youth regulations and acts on minors
- 1109 Other criminal acts not elsewhere classified