

Business Activity Statistics, January - December 2011

Introduction

Statistics on business activity presented in this publication cover activities which are:

- (i) licensed with the local authorities (registered with the appropriate municipalities and district councils), or
- (ii) registered with organisations such as the Medical and Dental Council, the National Transport Authority, the Tourism Authority, etc.

Henceforth, the ESI will cover statistics on business activities on a calendar year basis.

Note to users

Statistics published in this ESI refer to the total number of licensed or registered activities and not to the total number of operation units or enterprises. They exclude agricultural activities.

2. Evolution of licences between January 2011 and December 2011

The number of licences increased by around 4% from 102,424 in December 2010 to 106,667 in December 2011 (Table 1). During this period, 6,730 new licences were issued, the majority of which (4,510 or 67%) was in the industry group 'Wholesale and retail trade; repair of motor vehicles, personal and household goods', while 2,487 licences were cancelled.

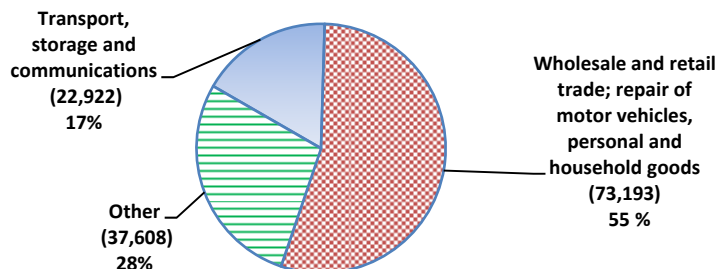
3. Registrations by industry group and district

The number of registered activities increased slightly by 1% from 32,806 in December 2010 to reach 33,208 in December 2011 (Table 3). Main increases occurred in the industry groups 'Health and social work' (+16%) and 'Real estate, renting and business activities' (+6%). Decreases were noted in the groups 'Hotels and restaurants' (-6%) and 'Education' (-1%).

4. Business activities

Between December 2010 and December 2011, the total number of business activities (computed as the number of licences and registrations after adjusting for activities that are both registered and licensed) increased by around 4% from 128,671 to 133,723, of which 55% (73,193) falls under the industry group 'Wholesale and retail trade; repair of motor vehicles, personal and household goods' and 17% (22,922) under industry group 'Transport, storage and communications' (Table 5).

Figure 1 - Business activities by industry group as at December 2011



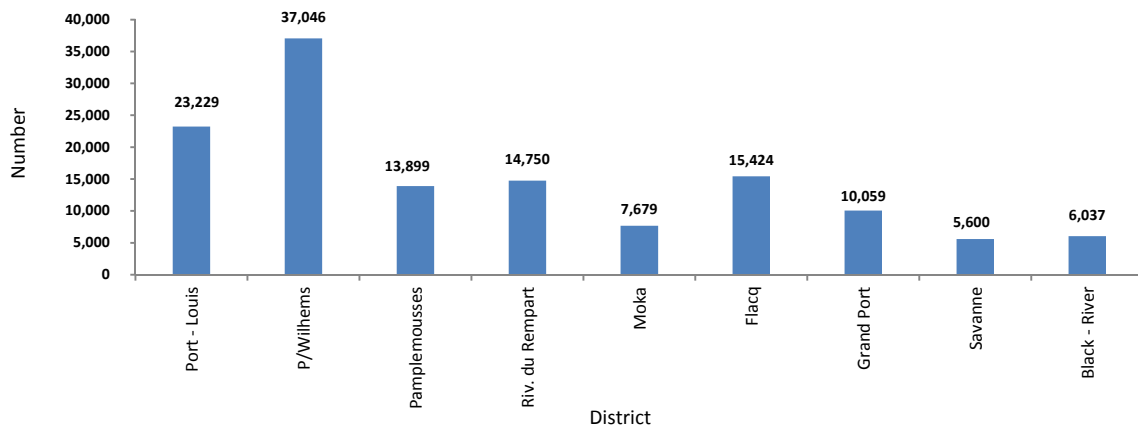
5. Business activities by industry group and region

Table 6 shows the distribution of the number of business activities by industry group and region (urban and rural). The total number of business activities was higher in rural (73,448 or 55%) than in urban regions (60,275 or 45%). This is true for all industry groups except 'Health and social work' (with 66% of activities in urban regions), 'Real estate, renting and business activities' (61%), 'Education' (56%) and 'Financial intermediation' (52%).

6. Business activities by district

Plaines Wilhems district which has the highest population, ranked first in terms of number of business activities (37,046 or 28%), as indicated in Table 7. Port Louis which is the capital city of Mauritius with a relatively lower population size and which is considered as the centre of business activities of the island, ranked second (23,229 or 17%). On the other extreme, Savanne which is the smallest district in terms of population, had also the smallest number of business activities (5,600 or 4%).

Figure 2 - Business activities by district as at December 2011



Statistics Mauritius
Ministry of Finance and Economic Development
Port-Louis
Mauritius

August 2012

Contact Persons

Mr. S. Mungralee
 Statistician
 Mr. D. Venkatasawmy
 Senior Statistical Officer
 Central Business Register Unit
 Statistics Mauritius
 Tel: (230)211 2316/17
 Fax: (230)211 4150
 Email: cso_cbr@mail.gov.mu
 Website: <http://statsmauritius.gov.mu>

Table 1 - Evolution of licences between January and December 2011

NSIC	Industry group	December 2010	January to December 2011		Number
			Issued	Cancelled	December 2011
	Total	102,424	6,730	2,487	106,667
C	Mining and quarrying	5	0	0	5
D	Manufacturing	7,924	563	178	8,309
E	Electricity, gas and water supply	1	0	0	1
F	Construction	1,834	121	41	1,914
G	Wholesale and retail trade; repair of motor vehicles, personal and household goods	69,206	4,510	1,700	72,016
H	Hotels and restaurants	6,003	533	181	6,355
I	Transport, storage and communications	5,659	33	15	5,677
J	Financial intermediation	566	48	18	596
K	Real estate, renting and business activities	4,857	513	187	5,183
M	Education	455	1	4	452
N	Health and social work	399	41	13	427
O	Other community, social and personal service activities	5,515	367	150	5,732

¹ Provisional

Source : Local Authorities

Table 2 - Licences by industry group and district as at December 2011¹

NSIC	Industry group	All districts	Number								
			Port - Louis	P/Wilhems	Pamplémousses	Riv. du Rempart	Moka	Flacq	Grand Port	Savanne	Black - River
	Total	106,667	18,150	30,218	9,788	10,890	6,038	12,104	9,218	4,928	5,333
C	Mining and quarrying	5	0	0	0	0	0	0	0	0	5
D	Manufacturing	8,309	1,300	2,455	875	762	467	874	706	461	409
E	Electricity, gas and water supply	1	0	0	0	0	0	0	1	0	0
F	Construction	1,914	202	725	113	78	128	278	198	120	72
G	Wholesale and retail trade; repair of motor vehicles, personal and household goods	72,016	12,273	20,787	7,013	7,935	4,172	8,482	5,500	2,788	3,066
H	Hotels and restaurants	6,355	841	1,670	679	729	386	788	615	327	320
I	Transport, storage and communications	5,677	1,000	1,098	239	316	156	403	1,150	522	793
J	Financial intermediation	596	153	155	39	58	20	69	56	24	22
K	Real estate, renting and business activities	5,183	1,415	1,353	387	520	349	372	259	130	398
M	Education	452	129	198	13	19	18	36	20	5	14
N	Health and social work	427	90	199	29	37	16	13	14	7	22
O	Other community, social and personal services	5,732	747	1,578	401	436	326	789	699	544	212

¹ Provisional

Source : Local Authorities

Table 3 - Evolution of registrations between January and December 2011

Number

NSIC Section	Industry group	December 2010	December 2011
	Total	32,806	33,208
D	Manufacturing	18	17
E	Electricity, gas and water supply	5	5
G	Wholesale and retail trade; repair of motor vehicles, personal and household goods	1,145	1,177
H	Hotels and restaurants	2,103	1,979
I	Transport, storage and communications	22,323	22,389
J	Financial intermediation	5	5
K	Real estate, renting and business activities	3,640	3,865
M	Education	1,140	1,126
N	Health and social work	1,082	1,252
O	Other community, social and personal services	1,345	1,393

¹ Provisional

Source : Regulatory bodies like Tourism Authority, Professional Councils, National Transport Authority, etc. (See Annex)

Table 4 - Registrations by industry group and district as at December 2011¹

NSIC	Industry group	All districts	Number								
			Port - Louis	P/Wilhems	Pamplemousses	Riv. du Rempart	Moka	Flacq	Grand Port	Savanne	Black - River
	Total	33,208	6,330	7,938	4,336	4,296	1,796	3,733	1,947	1,195	1,637
D	Manufacturing	17	7	1	0	2	0	2	2	2	1
E	Electricity, gas and water supply	5	0	0	1	0	0	2	1	1	0
G	Wholesale and retail trade; repair of motor vehicles, personal and household goods	1,177	218	0	240	112	0	211	83	45	268
H	Hotels and restaurants	1,979	126	283	318	428	33	219	146	62	364
I	Transport, storage and communications	22,389	3,878	5,521	3,006	3,171	1,298	2,680	1,391	930	514
J	Financial intermediation	5	4	1	0	0	0	0	0	0	0
K	Real estate, renting and business activities	3,865	1,780	1,021	295	180	350	38	77	25	99
M	Education	1,126	171	391	113	87	63	121	90	51	39
N	Health and social work	1,252	135	706	110	64	52	98	41	34	12
O	Other community, social and personal services	1,393	11	14	253	252	0	362	116	45	340

¹ Provisional

Source : Regulatory bodies like Tourism Authority, Professional Councils, National Transport Authority, etc. (See Annex)

Table 5 - Business activities¹ by industry group as at December, 2010 and 2011

NSIC	Industry group	Number					
		2010			2011 ²		
		Licences only	Registrations	Total	Licences only	Registrations	Total
	Total	95,865	32,806	128,671	100,515	33,208	133,723
C	Mining and quarrying	5	0	5	5	0	5
D	Manufacturing	7,817	18	7,835	8,306	17	8,323
E	Electricity, gas and water supply	0	5	5	0	5	5
F	Construction	1,781	0	1,781	1,914	0	1,914
G	Wholesale and retail trade; repair of motor vehicles, personal and household goods	68,778	1,145	69,923	72,016	1,177	73,193
H	Hotels and restaurants	6,275	2,103	8,378	6,355	1,979	8,334
I	Transport, storage and communications	504	22,323	22,827	533	22,389	22,922
J	Financial intermediation	566	5	571	596	5	601
K	Real estate, renting and business activities	3,962	3,640	7,602	4,322	3,865	8,187
M	Education	452	1,140	1,592	450	1,126	1,576
N	Health and social work	249	1,082	1,331	286	1,252	1,538
O	Other community, social and personal service activities	5,476	1,345	6,821	5,732	1,393	7,125

¹ Some activities which are both licensed and registered have been adjusted to avoid double counting.

² Provisional

Fig. 3: Business activities by industry group as at December 2011

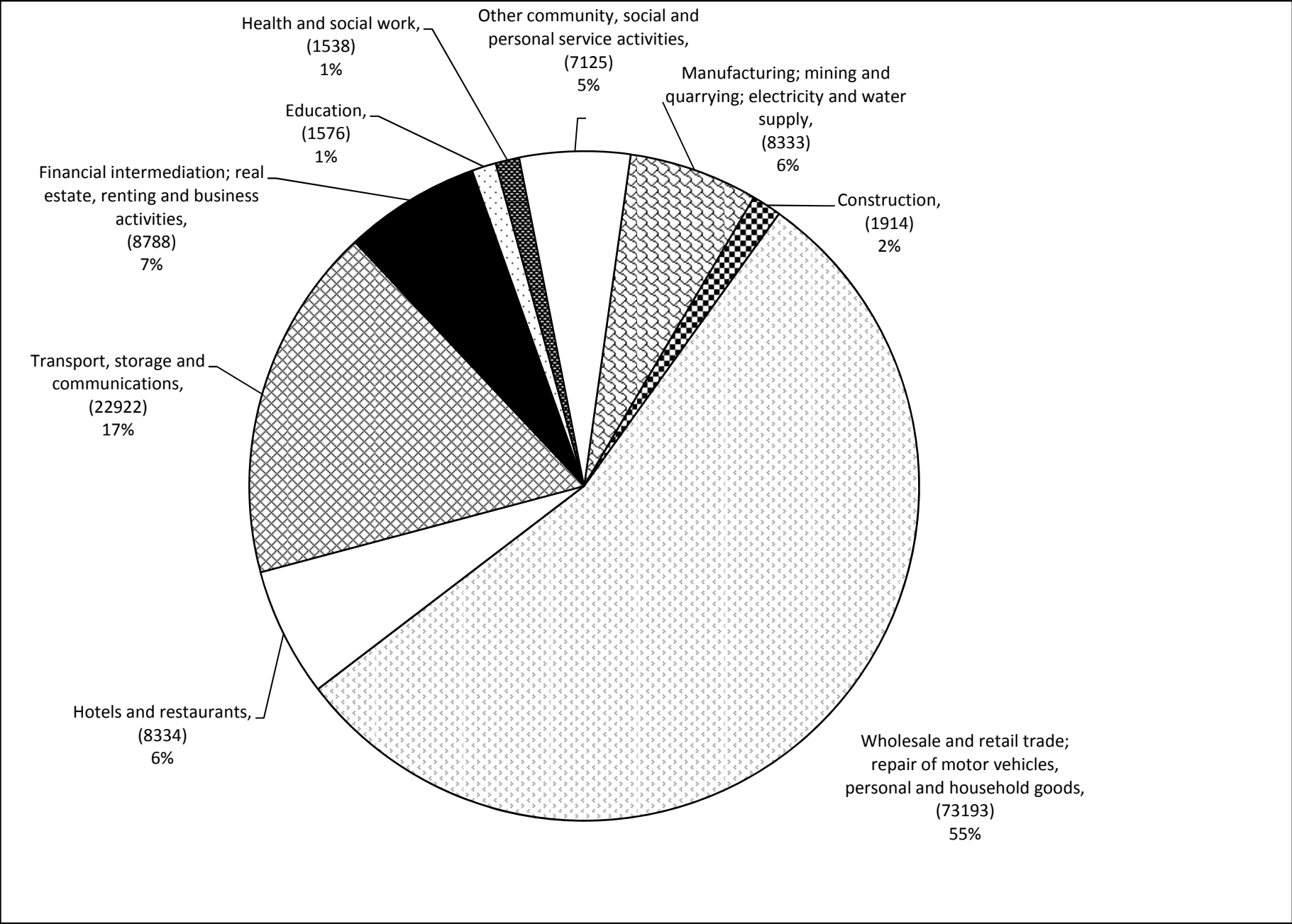


Table 6 - Business activities¹ by industry group and region as at December 2011²

				Number
NSIC	Industry group	All regions	Urban	Rural
	Total	133,723	60,275	73,448
C	Mining and quarrying	5	0	5
D	Manufacturing	8,323	3,763	4,560
E	Electricity, gas and water supply	5	0	5
F	Construction	1,914	927	987
G	Wholesale and retail trade; repair of motor vehicles, personal and household goods	73,193	33,278	39,915
H	Hotels and restaurants	8,334	2,920	5,414
I	Transport, storage and communications	22,922	9,801	13,121
J	Financial intermediation	601	313	288
K	Real estate, renting and business activities	8,187	5,016	3,171
M	Education	1,576	888	688
N	Health and social work	1,538	1,019	519
O	Other community, social and personal service activities	7,125	2,350	4,775

¹ Some activities which are both licensed and registered have been adjusted to avoid double counting.

² Provisional

Table 7 - Business activities¹ by industry group and district as at December 2011²

Number

NSIC	Industry group	All districts	Port - Louis	P/Wilhems	Pamplemousses	Riv. du Rempart	Moka	Flacq	Grand Port	Savanne	Black - River
	Total	133,723	23,229	37,046	13,899	14,750	7,679	15,424	10,059	5,600	6,037
C	Mining and quarrying	5	0	0	0	0	0	0	0	0	5
D	Manufacturing	8,323	1,307	2,456	875	764	467	875	707	462	410
E	Electricity, gas and water supply	5	0	0	1	0	0	2	1	1	0
F	Construction	1,914	202	725	113	78	128	278	198	120	72
G	Wholesale and retail trade; repair of motor vehicles, personal and household goods	73,193	12,491	20,787	7,253	8,047	4,172	8,693	5,583	2,833	3,334
H	Hotels and restaurants	8,334	967	1,953	997	1,157	419	1,007	761	389	684
I	Transport, storage and communications	22,922	4,158	5,643	3,037	3,176	1,303	2,685	1,445	933	542
J	Financial intermediation	601	157	156	39	58	20	69	56	24	22
K	Real estate, renting and business activities	8,187	2,712	2,304	670	591	695	398	328	155	334
M	Education	1,576	300	588	125	106	81	157	110	56	53
N	Health and social work	1,538	177	842	135	85	68	109	55	38	29
O	Other community, social and personal services	7,125	758	1,592	654	688	326	1,151	815	589	552

¹ Some activities which are both licensed and registered have been adjusted to avoid double counting.

² Provisional

Table 8.1 - Business activities¹ by type and district for industry group 'Manufacturing' as at December 2011²

NSIC	Type of activity	All districts	Number								
			Port - Louis	P/Wilhems	Pamplemousses	Riv. du Rempart	Moka	Flacq	Grand Port	Savanne	Black - River
	Total	8,323	1,307	2,456	875	764	467	875	707	462	410
15 & 16	Food product, beverages and tobacco	2,296	271	646	253	216	140	247	232	169	122
17 & 18	Textiles and wearing apparel	2,051	236	609	200	215	163	278	152	128	70
19	Tanning and dressing of leather & footwear	158	49	46	20	6	6	7	12	6	6
20, 36101- 36109	Wood product including furniture	958	150	349	77	69	44	108	91	38	32
21,22	Paper product, publishing and printing	383	147	120	29	16	10	12	15	9	25
23	Coke, refined petroleum products and nuclear fuel	6	1	0	0	0	0	1	3	0	1
24	Chemicals and chemical products	103	23	23	16	7	5	5	7	3	14
25	Rubber and plastic products	218	76	49	17	17	7	7	23	13	9
26	Non-metallic mineral products	122	20	19	26	4	6	15	14	2	16
27, 28, 29	Basic & fabricated metals and machinery, n.e.c	747	101	244	99	95	31	57	56	36	28
30000	Office equipment	20	8	8	1	0	0	0	2	1	0
31, 32	Electrical machinery, apparatus, radio & tv equipment	31	11	7	5	1	2	0	2	0	3
33	Medical optical instrument, watches and clocks	65	7	25	8	10	4	7	1	1	2
34, 35	Motor vehicles, trailers and other transport equipment	21	7	6	0	3	2	0	2	0	1
36911- 36919	Jewellery and related products	581	107	163	53	52	24	85	47	38	12
36920- 36999	Manufacturing, n.e.c.	551	89	140	66	53	23	46	47	18	69
37	Recycling	12	4	2	5	0	0	0	1	0	0

¹ Some activities which are both licensed and registered have been adjusted to avoid double counting.

² Provisional

Table 8.2 - Business activities¹ by type and district for industry group 'Wholesale and retail trade; repair of motor vehicles, personal and household goods' as at December 2011²

NSIC	Type of activity	All districts	Number								
			P - Louis	P/Wilhelms	Pamplemousses	R.Rempart	Moka	Flacq	G - Port	Savanne	B - River
	Total	73,193	12,491	20,787	7,253	8,047	4,172	8,693	5,583	2,833	3,334
501 & 502	Sale and repairs of motor vehicles	935	158	297	94	73	54	102	69	44	44
503	Sale of motor vehicle spare parts and accessories	862	232	283	76	54	34	63	59	27	34
504	Sale and repairs of motorcycles/spare parts	523	120	144	53	42	18	61	44	31	10
505	Retail sale of automotive fuel	175	20	62	13	21	9	20	15	8	7
51	Wholesaler/Commission Agent except of motor vehicles	10,305	2,520	3,517	588	591	618	1,157	533	320	461
5211	General retailer foodstuff and non-foodstuff	9,764	1,241	2,726	1,230	1,201	475	922	1,043	555	371
5219	General retailer non-foodstuff (non-specialised)	7,217	1,769	2,380	423	740	334	794	369	204	204
5220	Retail sale of food, beverages and tobacco	11,148	1,350	3,275	1,092	1,024	741	1,494	1,064	593	515
5231	Retail sale of pharmaceutical goods	407	73	170	28	21	19	31	36	16	13
5232	Retail sale of textiles and footwear	1,626	591	487	62	119	62	89	109	41	66
5233	Retail sale of household appliances	814	210	280	44	46	24	70	73	31	36
5234	Retail of hardware, paints and glass	1,313	276	352	136	115	65	160	96	65	48
5235	Sale of furniture	584	35	207	77	65	37	69	49	26	19
5236	Bookshop	246	46	105	22	18	11	21	14	4	5
5237	Jewellers shop	258	56	78	24	49	9	21	7	0	14
5239	Retail sale in specialised stores	2,763	360	830	280	274	157	355	241	126	140
5240	Retail sale of second-hand goods in stores	17	7	4	3	1	0	0	2	0	0
5252	Retail at market place and fairs	16,225	1,985	4,716	1,928	2,704	1,117	2,035	910	252	578
5259	Hawkers, street vendors and mobile victualler	6,989	1,254	533	973	813	336	1,111	781	465	723
5260	Repair of personal and household goods	1,022	188	341	107	76	52	118	69	25	46

¹ Some activities which are both licensed and registered have been adjusted to avoid double counting.

² Provisional

Table 8.3 - Business activities¹ by type and district for industry group 'Hotels and restaurants' as at December 2011²

NSIC	Type of activity	All districts	Number								
			P - Louis	P/Wilhems	Pamp.	R.Rempart	Moka	Flacq	G - Port	Savanne	B - River
	Total	8,334	967	1,953	997	1,157	419	1,007	761	389	684
55101 - 55109	Hotels and boarding houses	1,052	28	80	193	291	1	99	82	19	259
55201 - 55202	Restaurants	927	98	203	125	137	32	120	64	43	105
55203	Bars	1,455	89	290	147	192	113	245	209	115	55
55204 - 55209	Canteens and other eating places	4,900	752	1,380	532	537	273	543	406	212	265

Table 8.4 - Business activities¹ by type and district for industry group 'Transport, storage and communications' as at December 2011²

NSIC	Type of activity	All districts	Number								
			P - Louis	P/Wilhems	Pamp.	R.Rempart	Moka	Flacq	G - Port	Savanne	B - River
	Total	22,922	4,158	5,643	3,037	3,176	1,303	2,685	1,445	933	542
60211 - 60219	Bus transport	5,454	687	1,960	607	529	358	536	435	259	83
60221	Taxi car	6,907	1,127	1,674	583	809	248	1,432	523	249	262
60222-60229	Other non scheduled passenger land transport	3	0	2	1	0	0	0	0	0	0
60231 - 60239	Freight transport by road	9,539	1,931	1,757	1,770	1,763	674	681	423	414	126
63010 - 63030 & 63090	Supporting and auxilliary transport activities	535	288	119	31	5	5	5	52	3	27
63041 - 63042	Travel agencies and tour operators	474	120	128	45	70	18	31	11	8	43
64	Post and telecommunications	10	5	3	0	0	0	0	1	0	1

¹ Some activities which are both licensed and registered have been adjusted to avoid double counting.

² Provisional

Table 8.5 - Business activities¹ by type and district for industry group 'Financial intermediation; real estate and business activities, as at December 2011²

NSIC	Type of activity	All districts	Number								
			P - Louis	P/Wilhems	Pamplemousses	R.Rempart	Moka	Flacq	G - Port	Savanne	B - River
	Total	8,788	2,869	2,460	709	649	715	467	384	179	356
65	Financial intermediation except insurance & pension funding	282	55	92	21	31	9	20	34	13	7
66	Insurance and pension funding except compulsory social security	160	57	37	4	10	6	25	7	9	5
67	Activities auxiliary to financial intermediation	159	45	27	14	17	5	24	15	2	10
70	Real estate activities	590	108	169	51	94	42	46	19	12	49
71	Renting of machinery and equipment	3,982	1,002	1,165	426	327	424	199	189	95	155
72	Computer and related activities	555	119	188	42	45	15	42	53	18	33
74111	Attorney	152	152	0	0	0	0	0	0	0	0
74112	Notary	56	56	0	0	0	0	0	0	0	0
74113	Barrister	528	528	0	0	0	0	0	0	0	0
74121 & 74122	Accounting and tax consultancy	80	45	21	3	2	3	2	2	1	1
7413	Market research and public opinion polling	3	2	1	0	0	0	0	0	0	0
7414	Business and management consultancy activities	786	352	208	40	42	49	47	16	10	22
74211	Engineer	33	7	21	0	0	2	0	1	0	2
74212 & 74213	Quantity and land surveyors	69	29	33	2	0	1	3	1	0	0
74214	Architect	135	33	72	6	7	8	3	2	1	3
7422	Motor surveyors	117	51	35	7	6	5	5	2	0	6
74300	Advertising	94	33	39	8	6	3	2	0	0	3
749	Business activities, n.e.c	1,007	195	352	85	62	143	49	43	18	60

¹ Some activities which are both licensed and registered have been adjusted to avoid double counting.

² Provisional

Table 8.6 - Business activities¹ by type and district for industry group 'Education; health and social work; community, social and personal service activities' as at December 2011²

NSIC	Type of activity	All districts	Number								
			P - Louis	P/Wilhems	Pamplemousses	R.Rempart	Moka	Flacq	G - Port	Savanne	B - River
	Total	10,239	1,235	3,022	914	879	475	1,417	980	683	634
80101	Pre-Primary	744	98	226	84	70	35	89	71	43	28
80102	Primary	78	10	29	6	5	6	10	5	3	4
80210	Secondary	106	20	47	8	7	7	6	7	2	2
80220	Vocational training centre	377	108	175	9	14	15	28	13	2	13
8030	Higher education	61	19	34	3	0	1	3	0	0	1
80901 - 80909	Adult & other education	210	45	77	15	10	17	21	14	6	5
85121 - 85122	Medical practitioner	977	114	572	72	48	35	65	37	23	11
85123	Dentist	275	21	134	38	16	17	33	4	11	1
85124 - 85320	Optician; other health and social work activities	286	42	136	25	21	16	11	14	4	17
90	Sewage and refuse disposal, sanitation and similar activities	25	5	3	1	1	2	4	4	1	4
91	Activities of membership organisations n.e.c	69	6	26	7	20	0	0	2	0	8
92	Recreational cultural & sporting activities	4,246	327	536	378	378	205	898	625	491	408
93	Other service activities	2,785	420	1,027	268	289	119	249	184	97	132

¹ Some activities which are both licensed and registered have been adjusted to avoid double counting.

² Provisional

Technical Notes

1. Concepts and Coverage

An operator is required to obtain a licence from the Municipal or District Councils or to register with the appropriate Ministry or organisations (e.g Ministry of Education and Human Resources, the Medical Council, the National Transport Authority, the Tourism Authority, etc.) in order to operate. Statistics published in this report pertain only to activities that are either licensed or registered. However, all agricultural related activities, except those in the manufacture of food products, are not covered.

Statistics on licences relate to the number of licences as delivered by the local authorities. Similarly statistics on registrations are those as registered with the appropriate Ministries or organisations. In some cases, an operator may hold both a licence and a registration certificate. To avoid double counting, while compiling statistics on both licences and registrations, such activities have been accounted for in registration only. For example the owner of a bus, besides registering his vehicle with the National Transport Authority may also hold a licence issued by a district council. In the table giving figures for both licences and registrations, the activity of the bus owner is accounted for in registration only.

2. Classification and presentation of data

To cater for the wide range and diverse business activities and for classification purposes, each activity has been assigned an activity code according to the National Standard Industrial Classification of Economic Activities (NSIC), which is an adapted version of the International Standard Industrial Classification of Economic Activities (ISIC), Rev. 3, 1990.

The NSIC consists of 5 levels of classification namely:

Level 1	Section:	17 sections identified by one of the letters A to Q
Level 2	Division:	56 divisions identified by the first 2 digits
Level 3	Group:	151 groups identified by the first 3 digits
Level 4	Classes:	302 classes identified by the first 4 digits
Level 5	Sub-classes:	548 sub-classes identified by the 5 digits

The 17 sections are as follows:

Section	Description	Division
A	Agriculture, hunting and forestry	01 and 02
B	Fishing	05
C	Mining and quarrying	14
D	Manufacturing	15 – 37
E	Electricity, gas and water supply	40 and 41
F	Construction	45
G	Wholesale and retail trade; repair of motor vehicles, motorcycles and personal and households goods	50 – 52
H	Hotels and restaurants	55
I	Transport, storage and communications	60 – 64
J	Financial intermediation	65 – 67
K	Real estate, renting and business activities	70 – 74
L	Public administration and defence; compulsory social security	75
M	Education	80
N	Health and social work	85
O	Other community, social and personal service activities	90 – 93
P	Private households with employed persons	95
Q	Extra-territorial organisations and bodies	99

3. Data sources

Licences: - Municipalities and District Councils

- Registrations:**
- National Transport Authority (Public transport)
 - Ministry of Education and Human Resources (Private schools)
 - Judicial Department (Legal activities)
 - Professional Councils (Medical Practitioners, Dentists, Architects, etc.)
 - Board of Investment (Freeport companies)
 - Financial Services Commission (Offshore Companies)
 - The Police Department (Driving schools)
 - Tourism Authority
 - Beach Authority