

Crime, Justice and Security Statistics, 2011 (Police, Judiciary, Prisons and Probation)

1. Introduction

This is the fifth issue of the Economic and Social Indicator (ESI) on crime, justice and security (CJS) statistics. It is based on administrative data for 2011 from the Mauritius Police Force (MPF), the Judiciary, the Mauritius Prison Services (MPS) and the Probation and After-care Service. A new section on prosecution statistics has been introduced in this issue.

All data in this ESI relate to the Republic of Mauritius, unless otherwise stated.

Detailed tables are given at Annex I. To assist in interpreting the figures, a reference chart of the flow through the criminal justice system is included at Annex II and a glossary of terms at Annex III.

2. Key points

Crime, justice and security statistics, Republic of Mauritius, 2010 & 2011

Key figures	2010	2011
Overall offence rate (excluding contraventions) per 1,000 population	36.5	34.8
Intentional homicide rate per 100,000 population	4.0	3.5
Property offence rate per 1,000 population	14.4	12.6
Drug rate per 1,000 population	3.1	2.9
Road traffic contravention rate per 1,000 population	127.6	152.4
Juvenile delinquency rate per 1,000 population	5.2	5.8
Conviction rate ¹ pronounced in court per 1,000 population	82.0	76.0
Imprisonment rate per 100,000 population	186.0	203.0
Average prison occupancy level (%)	112.0	117.0

¹Number of offences that led to convictions (as opposed to the number of persons convicted) per 1,000 population

(a) The general level of crime as measured by police-reported offences, excluding contraventions, has been gradually declining from 2008 to 2011 mainly due to regular drops in reported thefts. While overall offences (excluding contraventions) decreased in number from 54,000 to 44,800, thefts went down from 20,100 to 11,760.

(b) From 2010 to 2011:

- the number of reported offences went down for most types of offences ranging from theft, intentional homicides (committed), drug offences and assaults but went up for ICT related offences and serious sexual offences, such as rape and sodomy;

- Road traffic contraventions, which depend mainly on police activities, were on the increase with contraventions due to speeding, accounting for the majority of this increase.
- (c) The estimated market value of all drugs seized in 2011 was Rs 158 Million.
- (d) In 2011, victims of sexual offences were mostly (86%) females made up of a high proportion of students aged below 16 years (60%).
- (e) Between 2010 and 2011, the number of persons arrested in the course of criminal investigations dropped. Subsequently, the number of persons referred for prosecution decreased significantly.
- (f) On average an amount of Rs 500 was spent daily to maintain a detainee in 2011.
- (g) Out of all convicts admitted (3,530) to prisons in 2011,
- 84% had been imprisoned more than once in the past;
 - 60% included fine defaulters who did not pay fines of Rs 25,000 or less, and convicts sentenced to less than one month imprisonment.
 - These convicts could have been subjected to community service work according to the Community Service Order Act 2009.

3. Police Statistics

3.1 Reported cases according to police classification

3.1.1 Offences

Cases reported at the police are:

- either offences punishable by law such as crimes (most serious offences), misdemeanours (less serious offences) and contraventions (least serious offences),
 - or relate to other occurrences such as accidental deaths, accidental fires, suicides or attempted suicides and street accidents, which are not connected to any offence.
- (a) Around 18% of the overall offences reported in 2011 were linked to crimes (2%) and misdemeanours (16%). The remaining 82% were contraventions mainly related to road traffic offences.

Table 1.1 - Cases reported by type, Island of Mauritius, Island of Rodrigues & Republic of Mauritius, 2010 & 2011

Cases	2010			2011		
	Island of Mauritius	Island of Rodrigues	Republic of Mauritius	Island of Mauritius	Island of Rodrigues	Republic of Mauritius
Crimes	5,065	195	5,260	4,563	228	4,791
<i>of which drug offences</i>	640	71	711	673	64	737
Misdemeanours	40,492	991	41,483	39,093	934	40,027
<i>of which drug offences</i>	3,199	33	3,232	2,974	10	2,984
Total offences (excl. contraventions)	45,557	1,186	46,743	43,656	1,162	44,818
Contraventions	171,504	2,771	174,275	205,719	2,902	208,621
<i>of which road traffic contraventions</i>	161,217	2,258	163,475	193,577	2,383	195,960
Other occurrences	66,629	1,497	68,126	65,304	1,379	66,683
Total cases	283,690	5,454	289,144	314,679	5,443	320,122

General level of crime goes down

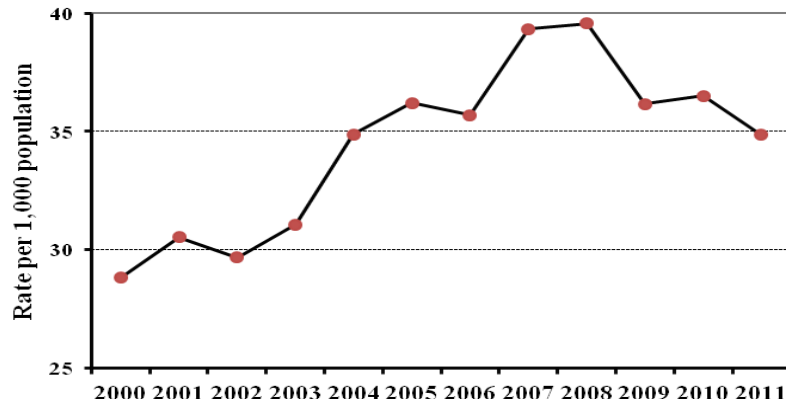
Table 1.2 - Offence rate per 1,000 population by type, 2010 & 2011

Offences	2010			2011		
	Island of Mauritius	Island of Rodrigues	Republic of Mauritius	Island of Mauritius	Island of Rodrigues	Republic of Mauritius
Crimes ¹	4.1	5.2	4.1	3.7	6.0	3.7
Misdemeanours ¹	32.6	26.2	32.4	31.3	24.6	31.1
Offence rate (excl. contraventions)	36.6	31.3	36.5	35.0	30.6	34.8
Contraventions	138.0	73.2	136.1	164.8	76.5	162.2
Drug offences	3.1	2.7	3.1	2.9	2.0	2.9

¹ Crime and misdemeanour rates include drug offences

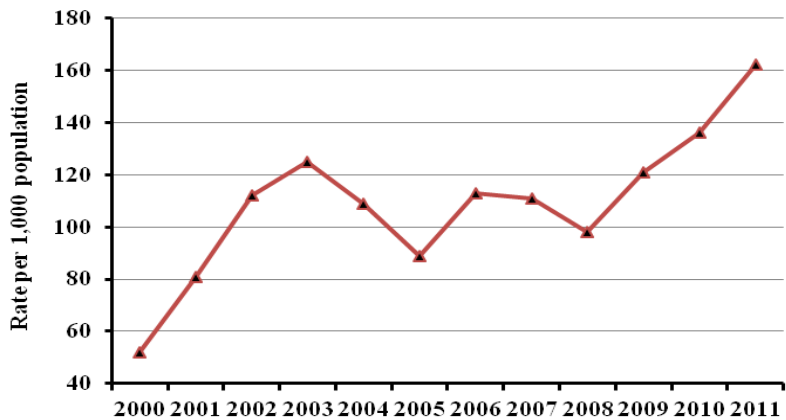
(b) Between 2010 and 2011, the general level of crime as measured by total offences excluding contraventions, decreased by 4% mainly due to considerable drops in theft. Compared to 2000, the general level of crime was on a rising trend to reach a peak in 2008 when the offence rate (excluding contraventions) was 40 per 1,000 population. It then declined gradually to 35 per 1,000 population in 2011.

Figure 1.1 - Total offence rate, (crimes and misdemeanours) - Republic of Mauritius, 2000 - 2011



(c) Between 2010 and 2011, contraventions mainly related to road traffic offences rose by 18%. As from 2008, the contravention rate was continuously on the rise from 98 to 162 per 1,000 population.

Figure 1.2 - Contravention rate Republic of Mauritius, 2000 - 2011



3.1.2 Other cases reported

Out of the 320,100 cases reported to the police in 2011, some 66,700 cases were not connected to any offence. These “non-offence” cases consisted of 91 suicide and 475 attempted suicide cases.

3.2 Reported offences according to United Nations classifications

3.2.1 Overview of crime situation

Excluding road traffic offences, property offences and assaults made up nearly half of all reported offences in 2011.

Table 1.3 – Summary of reported offences according to UN classification, Republic of Mauritius, 2010 & 2011

Offences	Number		Rate per 100,000 population	
	2010	2011	2010	2011
Homicides	89	108	6.9	8.4
<i>of which intentional</i>	<i>51</i>	<i>45</i>	<i>4.0</i>	<i>3.5</i>
Assault	14,282	14,149	1,115	1,100
Sexual offences	432	466	34	36
Property offences	18,440	16,168	1,440	1,257
Drug offences	3,943	3,721	308	289
Road traffic offences	163,475	195,960	12,762	15,237
Other offences	20,357	22,867	1,572	1,759
Total	221,018	253,439	17,255	19,707

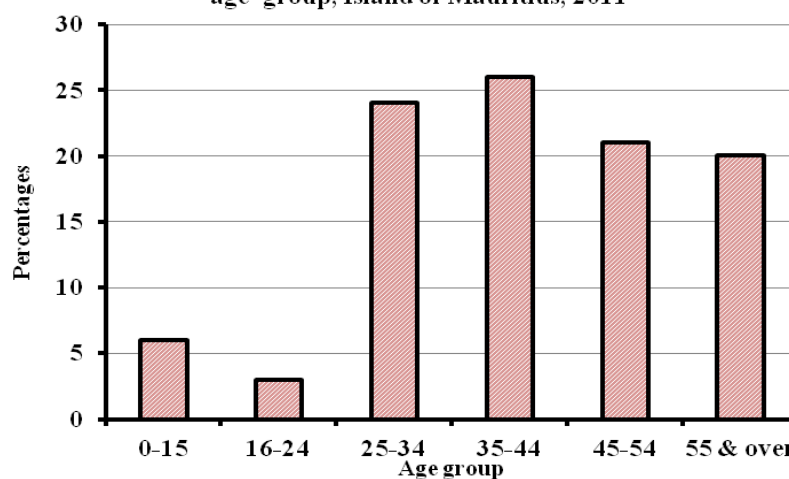
3.2.2 Homicide offences

(a) In 2011, there were 108 homicide offences of which 45 were intentional homicides committed, 15 were attempted intentional homicides and 48 were non-intentional homicides, such as fatal road accidents.

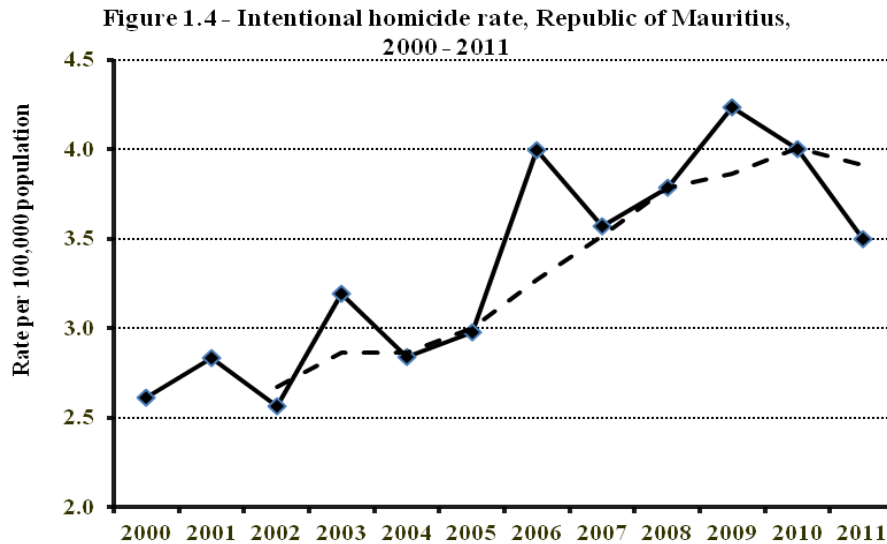
(b) The number of victims of intentional homicides committed was 34 in 2011, of whom:

- more than three quarter were males;
- Half were aged between 25 and 44 years;
- 11 victims were related to their offenders;
- 12 of them were killed in private households, of which 8 were related to their offenders;
- 13 were killed in public places (e.g. public road, commercial area, etc) and the rest in other places (e.g. abandoned land or building, etc).

Figure 1.3- Victims of intentional homicide committed by age- group, Island of Mauritius, 2011

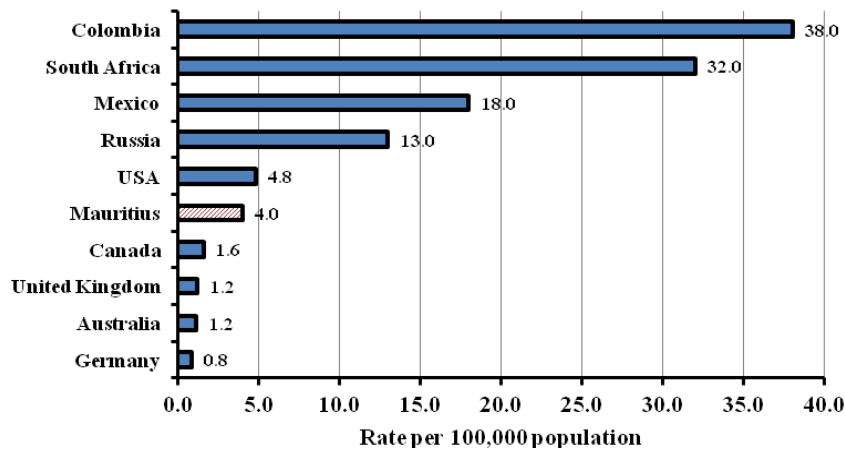


(c) Between 2008 and 2011, intentional homicides committed decreased from 51 to 45 and the rate per 100,000 population went down from 4.0 to 3.5 in 2011. However when compared to 2000 (rate of 2.6), intentional homicides committed is on the rise.



(d) Intentional homicide rate is an important indicator of the level of social stability. Latest available statistics from United Nations Office on Drugs and Crime (UNODC) indicates that Mauritius had an intentional homicide rate of 4; Columbia 38; South Africa 32; and Russian Federation 13. On the other hand, Germany had an intentional homicide rate of 0.8; Australia 1.2; and United Kingdom 1.2.

Figure 1.5 - Intentional homicide rates for selected countries, 2010



(Source: United Nations Office on Drugs and Crime)

3.2.3 Assaults

(a) About 14,000 assaults were reported in 2011; of which 98% were simple assaults; and 2% were serious assaults.

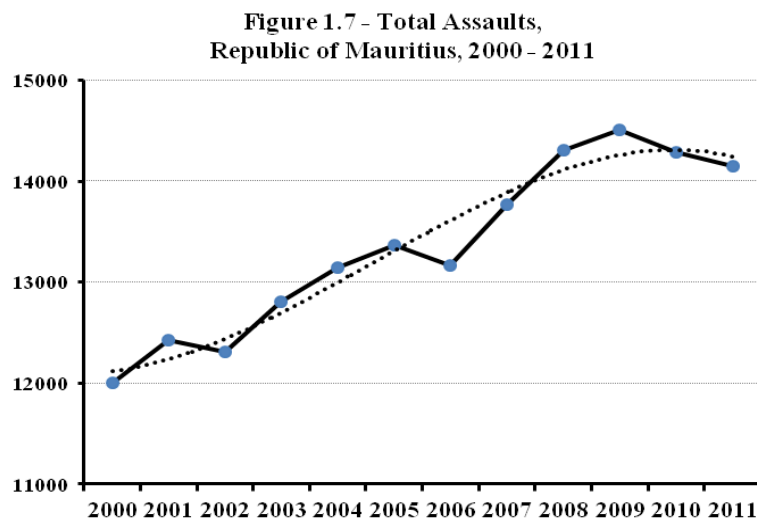
(b) Out of the 13,800 victims of assault registered in 2011:

- 56% were males;
- 71% were aged between 16 to 44 years;
- 46% were related to their offenders;

- 48% were assaulted in private households; 36% in public places (e.g. road, beaches, commercial area, hotel, bungalow, etc);
- Around 190 victims were assaulted in educational institutions.



(c) The number of reported assaults declined slightly from 2010 to 2011. However, compared to 2000, an increasing trend is observed up to 2009, decreasing slightly thereafter.



3.2.4 Sexual offences

(a) In 2011, 466 sexual offences were reported; of which 58 rapes and 55 sodomy offences.

A higher proportion of victims of sexual assaults were young female students.

(b) In 2011, the female victimisation rate for sexual offences was 60 per 100,000 female population.

(c) These sexual offences resulted in 408 victims, of whom:

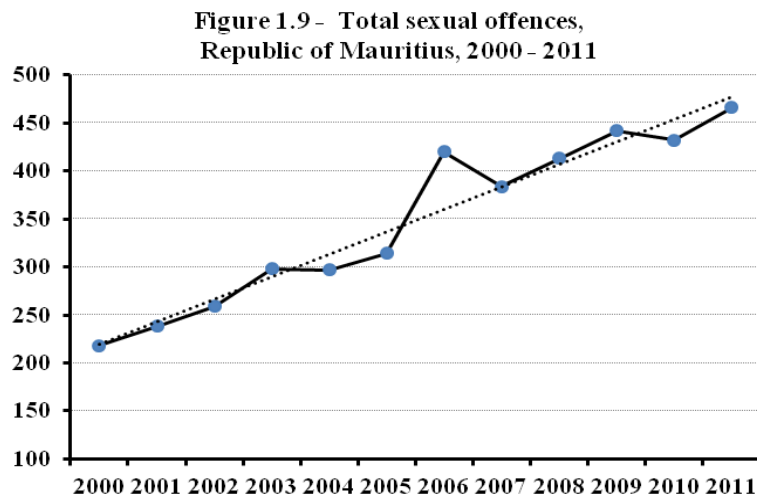
- 86% were females;
- 59% were aged below 16 years;
- 55% were students;

- Although, 59% occurred in private households, 74% of the victims had no family relationship with their offenders.



Low but persistent rise in reported sexual offences

- (d) Between 2010 and 2011, there was an increase of 8% in the number of sexual offences. In fact, sexual offences are on a rising trend since 2000. This rising trend may be due to increased incidence of sexual offences and also to victims being more willing to report these offences.



3.2.5 Property offences

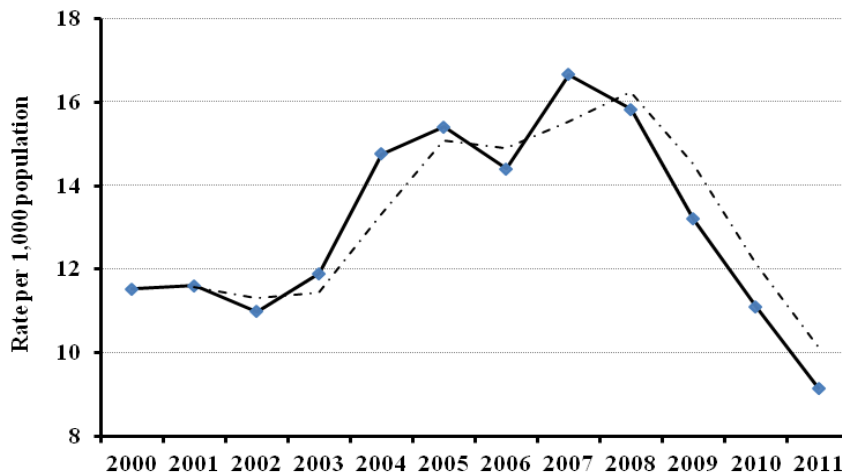
- (a) There were 16,170 property offences in 2011. These consisted mainly of thefts (73%), followed by damage to property (15%), fraud & dishonesty (6%) and embezzlement (4%).

Theft goes down since 2008.

- (b) Property offences decreased by 12% mainly due to a drop in theft from 14,220 in 2010 to 11,760 in 2011. The decreases in theft were as follows: automobile theft has fallen by 30%, robbery by 25%, burglary by 21% and other theft by 15%.

- (c) A longer time series indicate that thefts have been rising since 2002 to reach a maximum (rate of 17 per 1,000 population) in 2007. Thereafter, there has been a drastic fall of 41% in the theft rate and reached 9 per 1,000 population in 2011.

Figure 1.10 - Total theft rate, Republic of Mauritius, 2000 - 2011



- (d) According to the MPF, the drop can be attributed to:
- the introduction of the Close Circuit Television (CCTV);
 - the implementation of new policing and proactive strategies;
 - the setting up of neighbour watch in certain regions of the Island of Mauritius; and
 - the methadone distribution programme (drug substitute for treatment) amongst drug users whereby those under treatment are less likely to commit theft.
- (e) On the other hand, according to the 2010 survey on victimisation, around 50% of the household burglaries, attempted burglaries, and personal theft (e.g theft of purse, mobile phones, etc) are not reported to the police (See Digest on Crime, Justice and Security, 2010).

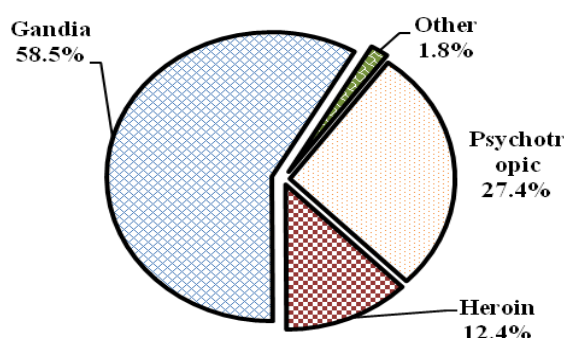
3.2.6 Drug offences

The trend in drug related offences also depends on the activities of the police.

All drugs

- (a) In 2011, there were 3,720 drug offences reported, of which 60% were ganja related offences, 27% psychotropic offences and 12% heroin related offences.

Figure 1.11 - Drug offences by type, Republic of Mauritius, 2011



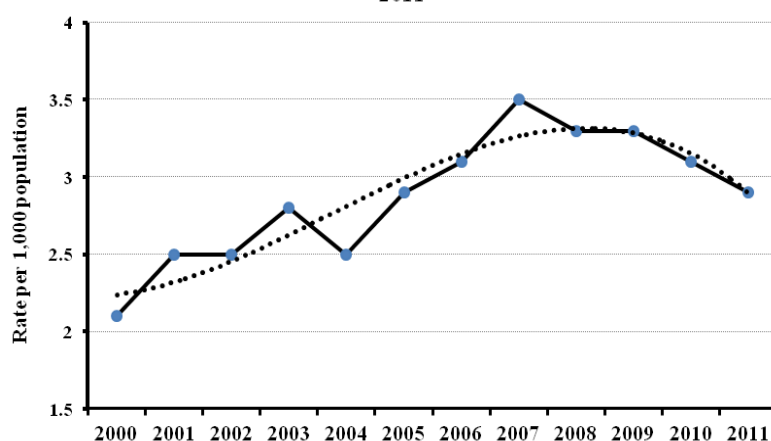
(b) The estimated market value of all drugs seized in 2011, was Rs 158 Million.

(c) Compared to 2010, the overall number of drug offences reported declined by 6% in 2011. However, when compared to 2000, the drug offence rate per 1,000 population increased from 2.1 to reach a peak of 3.5 in 2007 followed by a continuous drop to 2.9 in 2011.

Table 1.4 - Quantity of drugs seized by type, Republic of Mauritius, 2010 & 2011

Drug	Units	2010	2011
		Quantity	
Heroin	Kgs	3.7	3.6
Gandia plants & seeds	Kgs	56.0	102.9
Psychotropic	Pills/Tablets	40,641	35,794
Other drugs	Kgs	0.107	-

Figure 1.12 - Drug offence rate, Republic of Mauritius, 2000 - 2011



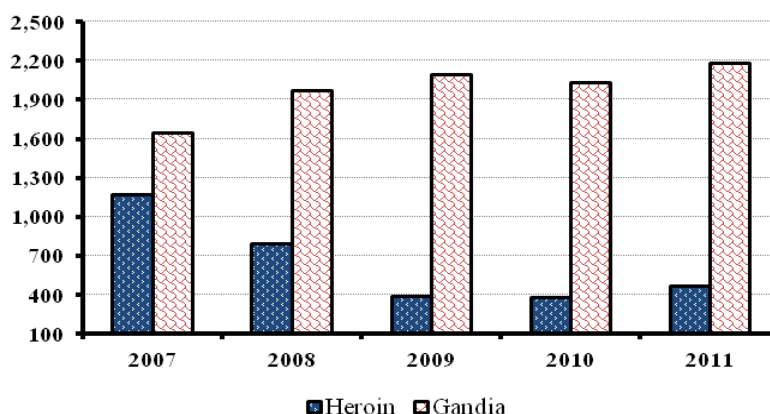
(d) According to the Anti-Drug and Smuggling Unit of the police (ADSU) which detects and prevents drug related offences, the reduction is mainly due to:

- Extensive surveillance at every entry point of Mauritius and a methodical system for controlling passengers and freight;
- Supply reduction strategies e.g. installation of CCTV in certain areas and more reinforcement of ADSU Officers' around 'hotspot' throughout the island of Mauritius and Rodrigues ;
- Demand reduction strategies e.g. lectures and awareness campaigns with the collaboration of various non governmental organisations; and
- Methadone distribution programme among opiate users.

Drug users shift to less expensive drugs

- (e) The price for gandia is relatively low compared to other drugs as it is the only drug cultivated in Mauritius. Since 2007, the number of drug offences by type of drugs and the quantity of drug seized indicated a shift of drug users from expensive drugs like heroin towards less expensive drugs like gandia.

Figure 1.13 - Heroin and Gandia related offences, Republic of Mauritius, 2007 - 2011



Importation of drugs

- (f) 14 offences of importation of drugs were detected in 2011 compared to 19 in 2010.
- (g) There were no cases of importation of gandia in 2011 compared to 5 in 2010; while the cases for psychotropic doubled (from 4 to 8).

Dealing of drugs

- (h) About 190 cases of drug dealing were detected in 2011 compared to 323 in 2010.
- (i) This follows a drop in gandia dealing cases (40 in 2011 against 200 in 2010) due to a possible lack of this drug on the market; the ADSU uprooted about 60,000 plants of gandia in 2011 and 43,000 in 2010.
- (j) Nevertheless, dealing of heroin and psychotropic drugs increased relatively.

Possession/consumption of drugs

- (k) Some 1,230 offences related to gandia possession/consumption were detected in 2011; 730 related to psychotropic drugs; and 370 related to heroin.
- (l) From 2010 to 2011, consumption of heroin (25%) and gandia (22%) were on the increase.
- (m) Although, offences linked to possession and consumption of psychotropic drugs decreased from the 1,150 cases in 2010, illegal consumption of methadone was emerging from 8 offences in 2010 to 36 in 2011.

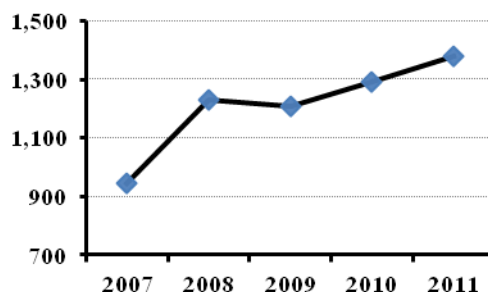
3.2.7 Road traffic offences

- (a) Some 196,000 road traffic contraventions were established by the police in 2011, 35% of which were speeding offences detected by speed cameras in the Island of Mauritius.
- (b) Compared to 2010, an increase of 20% was registered in the number of road traffic contraventions; largely due to an increase of 16% in contraventions for speeding. In fact, since the introduction of speed cameras in the Island of Mauritius in December 2008, contraventions related to speeding offences rose dramatically, almost fourfold from 17,700 in 2008, to 67,600 in 2011.

Rising trend in the number of contraventions for driving under influence of liquor

- (c) As a result of an increase in enforcement measures against driving under the influence of liquor, police has detected 7% more of these offences in 2011(1,380) than in 2010 (1,290). Also, contraventions for failing to wear seat belts rose by 29% from 8,830 to 11,400 and making use of cellular phone whilst driving went up by 53% from 4,360 to 6,690.

Figure 1.14 - Driving under influence of liquor, Republic of Mauritius, 2007 - 2011



- (d) Conversely, the number of detections for driving without due care decreased by 17 % from 1,930 to 1,610.

3.3 Investigation and prosecution

While some offences are taken to Court after investigation, others are not. This is either because some offences are too trivial or false, or the offenders cannot be identified, or there is insufficient evidence to proceed further, or the allegations are withdrawn by the complainants. In the course of criminal investigations, suspected persons are brought into formal contact, arrested and cautioned.

3.3.1 Status of offences

Table 1.5 - Reported offences by status, Republic of Mauritius, 2009 - 2011

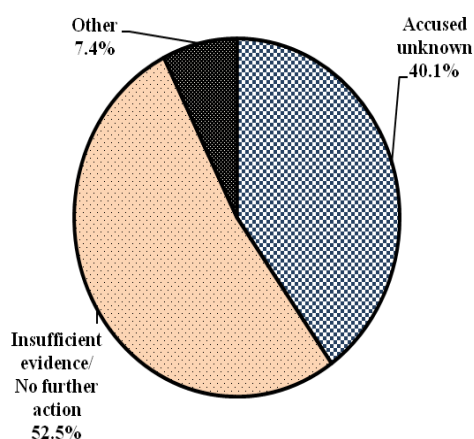
Year	Brought forward from previous year	Reported during the year	Total	After investigation		Pending investigation
				Not taken to court	Taken to court	
2009	58,327	174,365	232,692	35,738	138,749	58,205
2010	58,205	170,579	228,784	32,822	147,795	48,167
2011	48,167	202,738	250,905	25,487	140,254	85,164

Note: Figures exclude contraventions by speed camera

In 2011, 165,700 offences were investigated by the police, of which 140,300 (85%) were taken to court for prosecution. The remaining 25,400 offences investigated were not taken to court because:

- Either there was insufficient evidence (53.0%); or
- The police had not been able to identify the accused (40.0%); or
- They revealed to be civil or trivial/false cases not meant for prosecution by the police (6.7%); or
- The accused ran away or deceased (0.3%);

Figure 1.15 - Offences not taken to Court after investigation, Republic of Mauritius, 2011



3.3.2 Persons suspected, arrested and cautioned

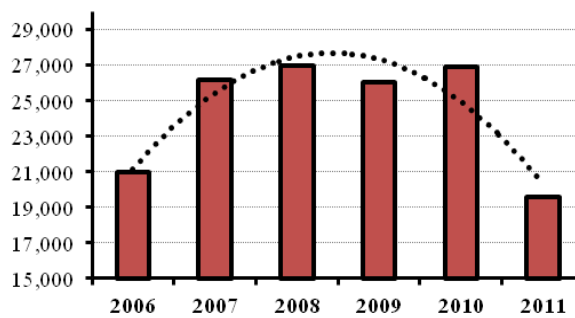
- (a) In 2011, of all persons police arrested in the course of criminal investigations: 17% for very serious offences such as murder, rape or larceny with violence; 73% for less serious offences such as simple assault and larceny; and 10% for drug related offences.

Table 1.6 - Persons suspected, arrested and cautioned, Republic of Mauritius, 2010 & 2011

Offences	2010			2011		
	Adults	Juveniles	Total	Adults	Juveniles	Total
Crimes	4,102	239	4,341	3,094	154	3,248
Misdemeanours	19,929	479	20,408	13,939	357	14,296
Drugs	2,138	23	2,161	1,991	32	2,023
Total	26,169	741	26,910	19,024	543	19,567

(b) The number of persons arrested in 2011 is 27% lower than in 2010 (26,900) and the lowest since 2006.

Figure 1.16 - Persons arrested and cautioned, Republic of Mauritius, 2006 - 2011



3.3.3 Persons referred for prosecution

Upon successful completion of investigation and with sufficient evidence, the Police Prosecutors refer cases for prosecution with the approval of the Director of Public Prosecution.

(a) In 2011, 15,100 persons were referred for prosecution; of whom 32% for assaults; 24% for thefts; 12% for drug offences; and 2% for sexual offences.

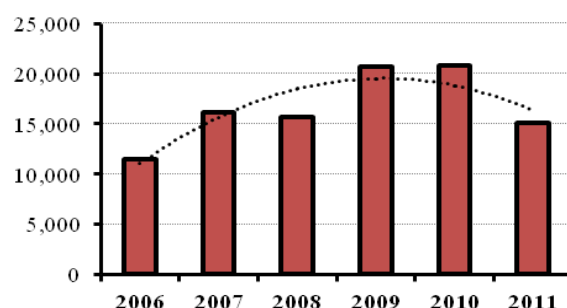
Table 1.7 - Persons referred for prosecution according to UN classifications of offences, Republic of Mauritius, 2010 & 2011

Offences ¹	2010	2011
Homicide and related offences	92	121
<i>of which intentional homicide(committed)</i>	41	33
Assault and related offences	8,549	4,862
<i>of which simple assault</i>	8,397	4,733
Sexual Offences	109	266
<i>of which rape</i>	12	21
Property offences	5,418	3,898
<i>of which theft</i>	5,157	3,584
Drug offences	1,950	1,770
Other offences	4,712	4,198
Total	20,830	15,115

¹ exclude contraventions

- (b) The number of persons referred for prosecution decreased by 27% from 20,800 in 2010 to 15,100 in 2011. In fact, this number has been increasing from 2006 to the period 2009-2010; but dropped in 2011.

Figure 1.17 - Persons prosecuted, Republic of Mauritius, 2006 - 2011



3.4 Police stations and Police force

Ratio of Police to Population was 8.3 to 1,000.

- (a) The total number of police stations and posts remained at 112 in 2011.
- (b) The police force for 2011 comprised 10,706 Officers (9,997 males and 709 females) compared to 11,038 Officers (10,305 males and 733 females) in 2010 and the police to population ratio went down from 8.6 per 1,000 mid-year population in 2010 to 8.3 in 2011.

3.5 Expenditure of the Police Department

6% of the Government expenditure went to the Police Department

The total (recurrent and capital) actual expenditure of the Police Department was Rs 5,308 Million for the fiscal year 2011, and its share expressed as a percentage of the total government expenditure was 6%.

4. Judiciary statistics

The Supreme Court, the Intermediate Court and the District Courts try both civil and criminal cases. Cases are lodged in the different courts according to their seriousness and region of occurrence. They may also be referred to the Supreme Court, which is the highest judicial authority in the Republic of Mauritius, if the parties involved are not satisfied with the verdict of the lower courts. The Industrial Court tries matters relating to industrial disputes.

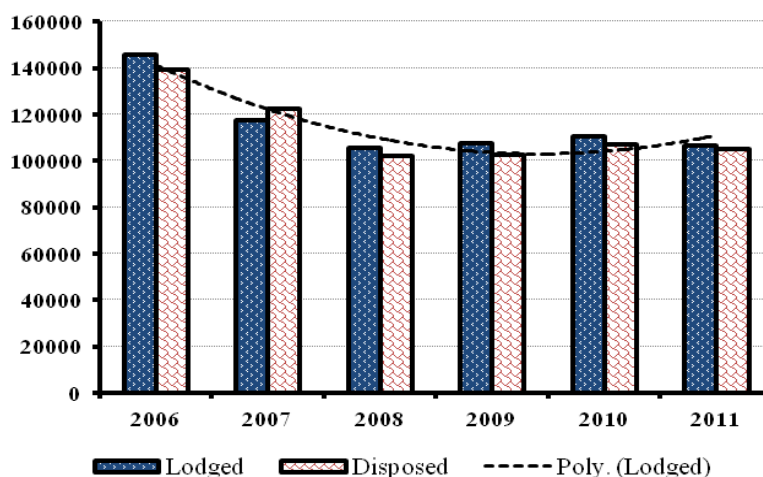
4.1 Criminal cases lodged and disposed

Table 2.1 - Criminal cases in court, Republic of Mauritius, 2010 & 2011

Courts	2010				2011			
	Cases pending as at 1st January	Cases lodged	Cases disposed	Cases outstanding as at 31st December	Cases pending as at 1st January	Cases lodged	Cases disposed	Cases outstanding as at 31st December
Republic of Mauritius	28,342	110,533	106,670	24,771	24,771	106,601	104,922	24,699
Island of Mauritius	27,465	108,398	103,864	24,565	24,565	104,710	102,697	24,535
Supreme Court	474	214	222	466	466	217	206	435
Industrial Court	117	235	191	159	159	307	274	194
Intermediate Court	1,411	1,961	1,568	1,804	1,804	1,743	1,628	1,385
District Courts	25,463	105,988	101,883	22,136	22,136	102,443	100,589	22,521
Court of Rodrigues	877	2,135	2,806	206	206	1,891	2,225	164

- (a) Between 2010 and 2011, lodged cases declined by 4% and disposed cases by 2%. Actually, since 2006, there has been a gradual fall in the number of cases lodged and disposed in courts. This is mainly due to fewer road traffic contraventions being lodged in the District Courts of the Island of Mauritius following the introduction of fixed penalty notices whereby the contravened does not have to appear in court and can pay the fine directly at the cash offices of the Judiciary.

Figure 2.1 - Criminal cases lodged and disposed at courts, Republic of Mauritius, 2006 - 2011



Outstanding cases at courts still high even though lodged cases is falling

- (b) Criminal cases lodged decreased by 39,000 from 145,500 in 2006 to 106,600 in 2011. Consequently, outstanding cases decreased by 20,000 for the same period but were still as high as 24,700 at the end of 2011.

4.2 Convictions

All offences

- (a) Some 117,700 offences were disposed in 2011, the majority (99%) of which involved adults. In 83% (97,780) of all offences, the prosecuted persons were proven guilty and in 17% of the offences the persons were acquitted or non- adjudicated. A summary of the convicted offences is at Annex I.

Table 2.2 - Convictions involving adults and juveniles by outcome of judgement, Republic of Mauritius, 2010 & 2011

Outcome of judgement	2010			2011		
	Adult	Juvenile	Total	Adult	Juvenile	Total
Imprisonment	3,314	-	3,314	3,407	-	3,407
Detention at RYC & CYC	-	25	25	-	54	54
Fine	99,559	134	99,693	91,872	217	92,089
Other	2,011	42	2,053	2,200	28	2,228
Total	104,884	201	105,085	97,479	299	97,778
Conviction rate¹ per 1,000 population	90.6	1.6	82.0	83.7	2.5	76.0

¹Number of offences that led to convictions (as opposed to the number of persons convicted) per 1,000 population

(b) From 2010 to 2011, the conviction rate (number of offences involving adults) per 1,000 adult population dropped while the conviction rate (number of offences involving juveniles) per 1,000 juvenile population rose.

(c) Three quarter of the convictions was due to road traffic offences; 4% for assaults; 6% property offences; and 3% drug offences.

Homicide offences

(d) In 2011, 79 convictions for homicide offences were registered, with 9% of the accused proven guilty of intentional homicides and 91% of non-intentional homicides.

Assaults

(e) Around 3,750 convictions for assault were pronounced in 2011; of which half were simple assaults.

Sexual offences

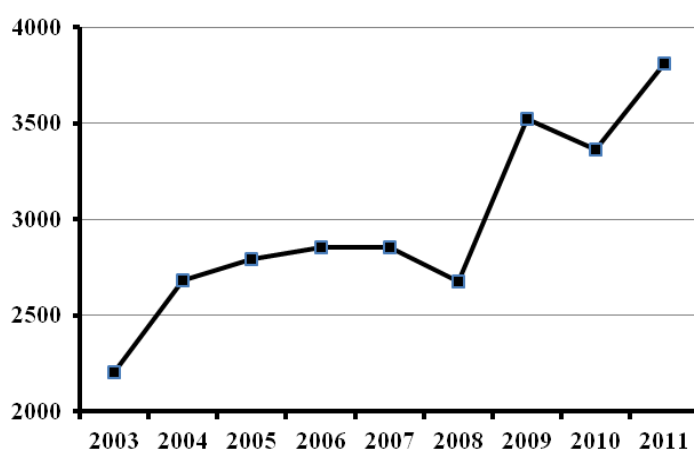
(f) Among the 155 sexual offences in 2011; 4 were due to rape and 18 to sodomy offences.

Property offences

(g) Offenders involved in some 6,000 property offences were convicted in 2011. Around 63% of them were proven guilty of theft; and the rest had committed either fraud & dishonesty, embezzlement, damage to property, possession of stolen property and arson.

(h) Convictions for theft have been continuously rising from 2,200 in 2003 to 3,810 in 2011. This is in contrast with the number of reported thefts to the police which shows a declining trend since 2008.

Figure 2.2 - Convictions for theft,
Republic of Mauritius, 2003 - 2011



4.3 Sentence imposed

Various types of sentences are imposed according to the Mauritian criminal law, depending on the seriousness of the offence and the previous criminal history of the offender.

- (a) In the majority (96.5 %) of the 97,780 offences for which sentences have been imposed in 2011, the accused persons were either sentenced to pay fines, committed to community service works, were issued with probation orders, or discharged. In 3.5% (3,460) of the offences were the accused sentenced to custodial orders.
- (b) The number of fines imposed dropped by 8% in 2011 compared to 2010; while imprisonment rose by 3%.

4.4 Court rooms and staff

- (a) The number of court rooms was 50 both in 2010 and in 2011.
- (b) The staff of the Judiciary, excluding administrative and supporting staff, increased from 355 (215 males and 140 females) in 2010 to 362 (218 males and 144 females) in 2011. Among them, there were 69 Judges/Senior Magistrates/Magistrates including one Chief Justice and one Senior Puisne Judge in 2011.

4.5 Expenditure of the Judiciary

The actual (recurrent and capital) expenditure of the Judiciary was Rs 411 Million for the fiscal year 2011, its share expressed as a percentage of the total government expenditure was 0.5%.

5. Prison and detention statistics

Adult detainees are sent to Mauritius Prisons Services (MPS), while juvenile detainees are either sent to Correctional Youth Centre at the MPS or to Rehabilitation Youth Centres or to Probation homes/ hostels according to the gravity of the offences committed.

5.1 Imprisonment

Imprisonment is an indicator of the performance of the criminal justice system of a country. A high imprisonment may indicate either high offending rate and/or severe sentencing practice. Reducing imprisonment by imposing alternative sentences can improve prisons condition and treatment of offenders thus decreasing reoffending rate, cost to Government and ensuring better prisons management.

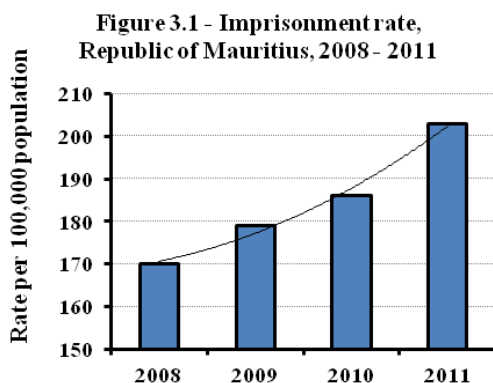
Table 3.1 - Daily average number of detainees, Republic of Mauritius, 2010 & 2011

Detainee	2010				2011			
	Number				Number			
	Adult male	Adult female	Juvenile male	Total	Adult male	Adult female	Juvenile male	Total
Convicts	1,500	80	10	1,590	1,570	90	5	1,665
Remand and trial	740	50	20	810	870	60	20	950
Total	2,240	130	30	2,400	2,440	150	25	2,615

- (a) Out of every 100 detainees in prison:
- 64 were convicts and 36 were on remand and awaiting trial;
 - 93 were male adults, 6% were female adults and the rest were male juveniles

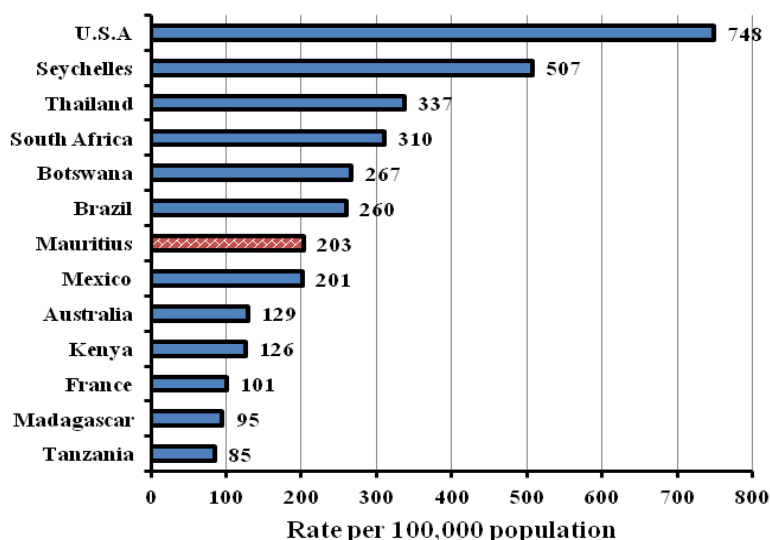
Rising trend in imprisonment rate

- (b) The imprisonment rate for 2011 was 203 per 100,000 mid-year population up from 186 in 2010. The imprisonment rate is continuously rising since 2008.



- (c) Countries in the region with higher imprisonment rates than Mauritius include Seychelles, Botswana and Thailand; and countries with lower imprisonment rates include Tanzania, Madagascar and Kenya.

Figure 3.2 - Imprisonment rates for selected countries, 2011



(Source: World Prison Brief, International Centre for Prison Studies, Kings College, London)

5.2 Prison occupancy level

Prisons overcrowded up to a maximum of 127% and 117% on a daily average

- (a) The nine prisons of the country had a total capacity of 2,218 detainees in 2011 but were occupied by an average of 2,600 detainees daily, representing an average prison occupancy level of 117%. The highest occupancy level reached was 127% and the lowest was 104%. The high imprisonment rate resulted in a continuous overcrowding of prisons for the past years.
- (b) According to international occupancy rates, Mauritius had an average occupancy rate of 117%, Kenya 236%, Thailand 195%, Botswana 131% and Seychelles 81%.

5.3 Admission of convicts

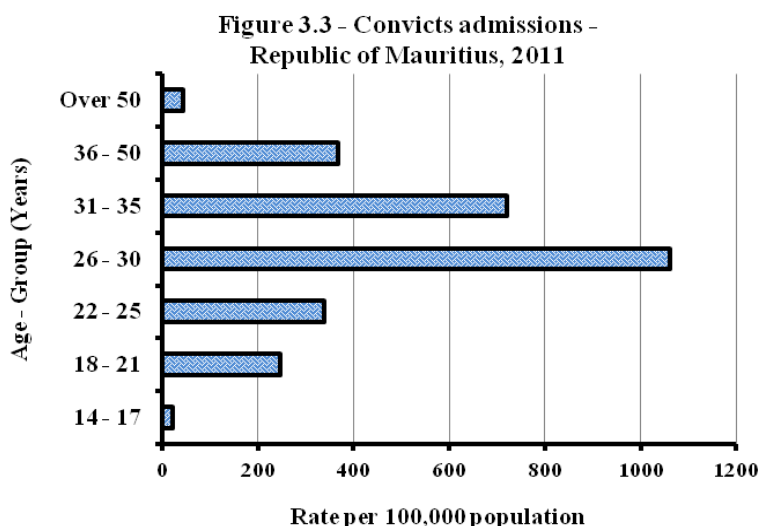
5.3.1 Overview on admissions

A larger proportion of convicts were aged between 26 to 35 years old

Table 3.2 -Admission of convicts by age - group, Republic of Mauritius, 2010 & 2011

- (a) Out of every 100 convicts admitted to prison in 2011 (Table 3.2):
- i. 96 were males and 4 were females;
 - ii. 52 were in the age-group 26-35 years.
- (b) Admission rate per 100,000 population was 341 (672 for males and 23 for females) in 2011.
- (c) Admission rate varies with age; it increases from 22 for age-group 14-17 years to a peak of 1,060 for age-group 26-30 years, then declines to 43 for those over 50 years.

Age - group (years)	Number		Rate per 100,000 population
	2010	2011	
14 - 17	24	18	22
18 - 21	278	216	247
22 - 25	484	257	339
26 - 30	1,042	1,068	1,060
31 - 35	702	787	721
36 - 50	1,042	1,055	368
Over 50	178	126	43
Total	3,750	3,527	341



5.3.2 Convicts admitted by type of offences

- (a) Out of the 3,500 convicts admitted in 2011, 60% committed property offences, 6% assaults and 16% drug offences.

(b) From 2010 to 2011, admissions for property offences, assaults and drug offences went down.

5.3.3 Convicts admitted by number of previous imprisonments

(a) The majority of the adult convicts are re-offenders.

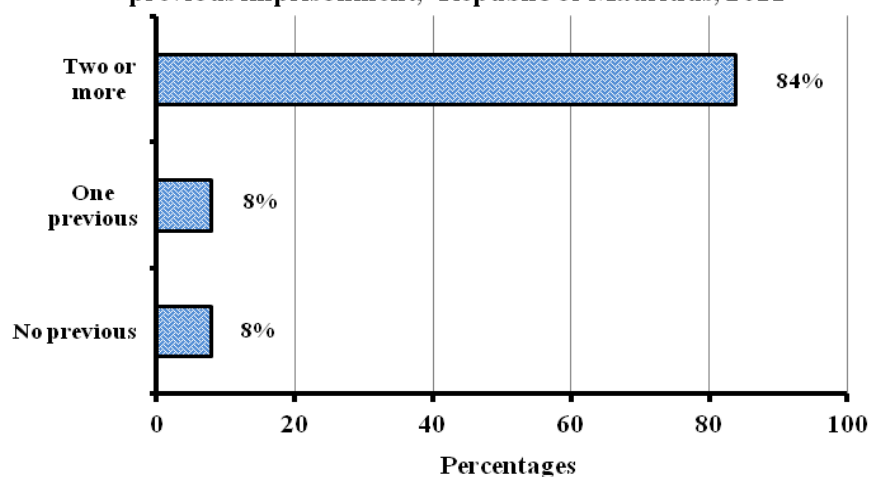
Table 3.3 - Adult convicts admitted to prison by number of previous imprisonment, Republic of Mauritius , 2010 & 2011

Number	2010			2011		
	Male	Female	Total	Male	Female	Total
No previous	524	50	574	208	67	275
One	491	23	514	249	20	269
Two or more	2,596	42	2,638	2,926	39	2,965
Total	3,611	115	3,726	3,383	126	3,509

(b) Out of every 100 adult convicts admitted to prison in 2011:

- 92 were re-offenders who had been imprisoned in the past.
- 84 were imprisoned more than once in the past.

Figure 3.4 - Adults convicts admitted by number of previous imprisonment, Republic of Mauritius, 2011



5.3.4 Convicts admitted by length of sentence

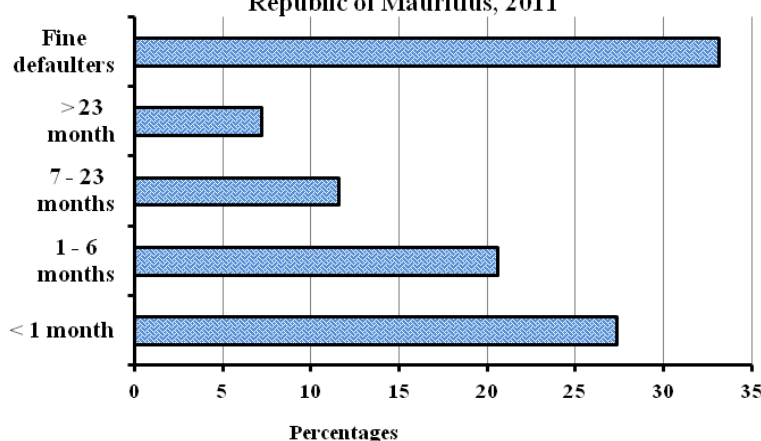
Among convicts admitted to prison in 2011:

- 34% were admitted for non-payment of fines,
- 26% served short sentences of less than one month. These convicts could have been subjected to community service work, thus resulting to less prison overcrowding.

Table 3.4 - Convicts admitted to prison by length of sentence, Republic of Mauritius, 2010 & 2011

Length of sentence	2010		2011
	Number		%
< 1 month	930	931	26.4
1 - 3 months	495	391	11.1
4 - 6 months	313	328	9.3
7 - 18 months	249	311	8.8
19 months to less than 2 years	81	93	2.6
Two years and over	230	255	7.2
Life sentence	0	0	-
Undefined (fine defaulters)	1,452	1,218	34.5
Total	3,750	3,527	100.0

Figure 3.5 - Convicts admitted by length of sentence - Republic of Mauritius, 2011



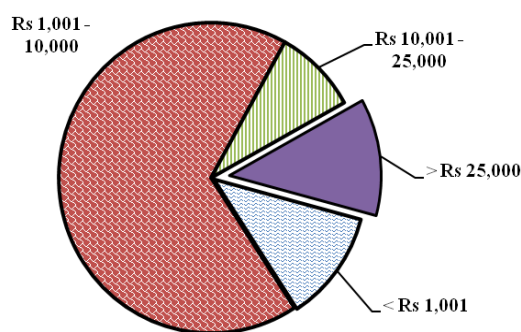
5.3.5 Fine defaulters

- (a) Between 2010 to 2011, the number of fine defaulters admitted to prison went down by 16%.
- (b) 87% of those admitted in 2011 were due to non-payment of fines of Rs 25,000 or less. According to the Community Service Order Act 2009, these convicts could have been subjected to community service work.

Table 3.5 - Fine defaulters admitted to prison by amount of fine due, Republic of Mauritius, 2010 & 2011

Amount of fine (Rs)	Number	
	2010	2011
< 1,001	224	143
1,001 - 5,000	822	614
5,001 - 10,000	212	203
10,001 - 20,000	87	92
20,001 - 25,000	16	14
25,001 - 60,000	42	74
60,001 & over	49	78
Total	1,452	1,218

Figure 3.6 - Fine defaulters by amount due, Republic of Mauritius, 2011



- (c) More than 70% of them had committed minor offences, e.g simple assaults, attempt at larceny, drunkenness and disorder, etc.

5.4 Number of escapes from prison custody

In 2011, there was 1 case of escape from prison custody involving one adult male detainee in the Island of Mauritius compared to 35 in 2010.

5.5 Detention institutions and staff

5.5.1 Prisons and Staff

- (a) There were 9 prisons in 2011, including one in the Island of Rodrigues. The 8 prisons in the Island of Mauritius comprised one women prison, one juvenile prison (CYC) and 6 male adult prisons.
- (b) In the Island of Mauritius, the prison staff, excluding administrative and supporting staff, comprised 964 Officers (895 males and 69 females) for a daily average of 2,600 detainees (2,460 males and 140 females) in 2011.

5.5.2 Rehabilitation Youth Centre and staff

- (c) There were two Rehabilitation Youth Centres in 2011, one for male and one for female.
- (d) In the Island of Mauritius, the RYC staff, excluding administrative and supporting staff, comprised 48 officers (29 males and 19 females) for a daily average of 40 detainees in 2011.

5.6 Expenditure

5.6.1 Expenditure of the Prison Services

Government spends around Rs 500 daily to maintain a detainee

- (a) The total (recurrent and capital) actual expenditure of the Prison Services in the Island of Mauritius was Rs 822 Million for the fiscal year 2011, its share as a percentage of the total government expenditure was 0.9%. Due to the construction of a new prison at

Melrose, capital expenses were high.

- (b) On average, an amount of Rs 500 was spent daily on each detainee in 2011. The calculations are based on the recurrent expenditure of the prisons, the social aid granted to the detainees' ward and the value of labour contribution of detainees to the prisons' workshops.

5.6.2 Expenditure of the RYC

The total (recurrent and capital) actual expenditure of the RYC in the Island of Mauritius was Rs 19 Million for the fiscal year 2011.

6. Probation statistics

The Probation and After-care Service offers alternative sanctions to imprisonment mainly based on rehabilitating offenders in the open community under the supervision of Probation Officers. They supervise persons committed to Probation Orders, Community Service Orders, those released on parole, and give after care services. Two semi-open residential institutions, one for male and one for female juveniles, as well as a suicide and prevention unit were also under the purview of the Probation and After-care Service.

The Probation officers report to the Judiciary whether the sentence was successfully completed or not. Breach of the orders can lead to imprisonment.

6.1 Probation orders

In addition to supervision, courses are also delivered to probationers on identity building such as social behaviour, consequences of reoffending, victim awareness, and stress & anger management, etc.

- (a) Some 340 persons were issued with probation orders in 2011, around 30% less than in 2010.

- (b) In both 2010 & 2011, males made up the majority (85%) of the offenders.

Table 4.1 - Offenders sentenced with probation orders, Republic of Mauritius, 2010 & 2011

Number	2010			2011		
	Male	Female	Total	Male	Female	Total
Adult	320	70	390	254	31	285
Juvenile	85	8	93	52	1	53
Total	405	78	483	306	32	338

6.2 Community service orders

The offenders work for the community (e.g. at hospitals, etc) for a prescribed period of time according to their time of convenience; they can thus keep their own job and serve their sentence at the same time.

The majority of the offenders (90%) were males in both 2010 and 2011.

Table 4.2 - Offenders subjected to community service work, Republic of Mauritius, 2010 & 2011

Offenders	2010	2011
	Number	
Male	317	331
Female	34	36
Total	351	367

6.3 Probation offices, institutions and staff

(a) There were 11 probation offices located in District Court premises in 2011.

(b) The workforce of the Probation and After-care Service in 2011 was 70 (26 males and 44 females), excluding administrative and supporting staff.

6.4 Expenditure of the Probation Service

The total (recurrent and capital) actual expenditure of the Probation service in the Island of Mauritius was Rs 45 Million for the fiscal year 2011, its share expressed as a percentage of the total government expenditure was 0.05% in 2011.

7. Juvenile statistics

In order to ensure the sustained future of the country, it is important to monitor juvenile offenders as well as victims and to take proper preventive, protective and rehabilitative measures through education and by promoting awareness.

7.1 Juvenile offenders

Ongoing rise in the number of juvenile delinquents

For many young people today, traditional patterns guiding the relationships and transitions between family, school and work are being challenged. These have an impact on their social behavior. In Mauritius, the 'Brigade pour la protection des mineurs', a unit at the MPF, is specialized in the detection and prevention of juvenile delinquency.

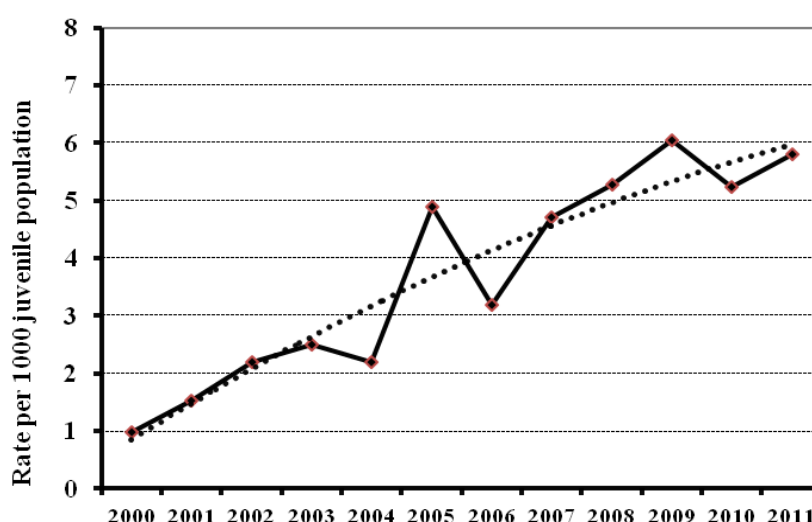
(a) In 2011, around 700 juvenile offenders were involved in crime and misdemeanours, of whom 300 in assaults and 130 in thefts. About 800 juveniles were contravened for road traffic offences.

(b) The juvenile delinquency rate (excluding contraventions) was 5.8 per 1,000 juvenile population in 2011 compared to 5.2 in 2010. The rate for boys (10.6) was much higher than that for girls (0.9) in 2011. In fact, juvenile delinquency rate has been rising for the past years: from 1.0 in 2000 to 5.8 per 1,000 juvenile population in 2011. According to experts in criminology, this rising trend has a direct link with the rise in the number of family issues (e.g. divorce, domestic violence, etc).

Table 5.1 - Juvenile offences reported, Republic of Mauritius, 2010 & 2011

	Number	
	2010	2011
Juvenile offences	1,348	1,518
Juvenile offenders	1,395	1,572
Juvenile delinquency rate per 1,000 juvenile population	5.2	5.8
Juvenile delinquency rate excludes contraventions		

Figure 4.1 - Juvenile delinquency rate (excluding contraventions), Republic of Mauritius, 2000 - 2011



7.2 Juvenile victims of offences against person

(a) In 2011, 3 juveniles were victims of intentional homicides, and 4 of attempted intentional homicides.

(b) Juveniles were most likely to be victims of simple assaults. Boys made up 62% of victims of simple assaults.

Sexual offences

(c) Around 290 victims of sexual offences were reported in 2011 in the Island of Mauritius. Juvenile females (86%) were more likely to be victims of sexual offences than boys.

(d) Among the juvenile victims of sexual offences:

- 16 were raped;

Table 5.2 - Juvenile victims of selected offences, Island of Mauritius, 2011

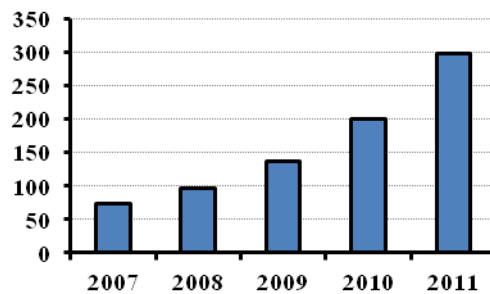
Offences	Male	Female	Total
Homicides	3	3	6
<i>Murder</i>	-	2	2
<i>Attempt at murder</i>	3	1	4
Assault and related offences	744	457	1,201
Sexual offences	29	260	289
Other offences:	24	38	62
<i>Abandonment of child</i>	2	3	5
<i>Sequestration</i>	9	5	14
<i>Child ill-treatment</i>	10	11	21
<i>Exposing a child to harm</i>	1	2	3
<i>Abducting child</i>	2	17	19

- 29 juveniles (16 males and 13 females) were victims of sodomy; and
- 36 were reported to be engaged in prostitution and/or to access a brothel.

7.3 Juveniles convictions in court

- (a) Around 300 convictions involved juveniles in 2011; almost three quarter of the sentences were fines.
- (b) A significant rise was noted in the number of convictions involving juveniles, with a fourfold increase since 2007 (from 75 in 2007 to 300 in 2011).

Figure 4.2 - Convictions involving juveniles, Republic of Mauritius, 2007 - 2011



7.4 Juvenile detainees

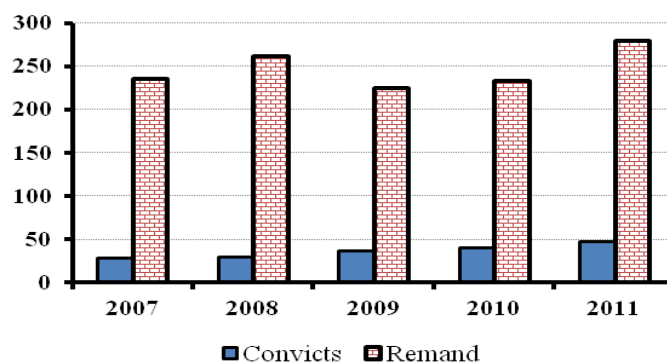
7.4.1 Overview of juvenile detention

Low but rising number of juveniles being sent on remand

Male juvenile offenders are either admitted to Correctional Youth Centre (CYC) or Rehabilitation Youth Centre (RYC) according to the gravity of the cases and age of the offender. Those who commit serious offences are sent to CYC. However, all female juvenile/child offenders are sent to RYC as there is no CYC for female juveniles. Child/juveniles beyond control are also sent to probation homes.

The conviction rate (CYC & RYC) per 100,000 juveniles was 22 in 2011 compared to 28 in 2010.

Figure 4.3 - Juvenile detainees admitted in CYC and RYC, Republic of Mauritius, 2007 - 2011



7.4.2 Correctional Youth Centre (CYC)

The CYC is under the aegis of the Mauritius Prisons Services. Male juvenile offenders aged 14 to 17 years old are admitted to CYC.

- (a) In 2011, the daily average population of detainees in CYC was 5 convicts and 20 remands.
- (b) More than three quarter of the 18 juvenile convicts admitted to CYC in 2011 had committed theft.

Table 5.3 – Juvenile detainees admitted to CYC, Republic of Mauritius, 2010 & 2011

Number		
Detainees	2010	2011
Convicts	24	18
Assault	1	1
Sodomy	1	1
Theft	14	14
Other offences	8	2
Remand	129	149
Total	153	167

7.4.3 Rehabilitational Youth Centre (RYC)

The RYC is under the aegis of the Ministry of Social Security, National Solidarity and Reform Institutions. Child/ juvenile offenders aged 10 to 17 years old are admitted to RYC.

- (a) In 2011, the daily average population of RYC comprised 30 convicts (20 girls and 10 boys) and 10 remands (5 girls and 5 boys).
- (b) The number of juveniles admitted to RYC in 2011 was 161. Out of them:
- 131 were on remand and 30 were convicts,
 - 23 were admitted as child/juvenile beyond control, of whom 19 were girls and 4 boys.

Table 5.4 - Juvenile detainees admitted to RYC, Republic of Mauritius, 2010 & 2011

Cases	2010			2011		
	Male	Female	Total	Male	Female	Total
Convicts	6	10	16	9	21	30
Sexual offences	1	0	1	2	0	2
Theft	1	1	2	1	1	2
Other cases	4	9	13	6	20	26
<i>of which child/juvenile beyond control</i>	<i>4</i>	<i>9</i>	<i>13</i>	<i>4</i>	<i>19</i>	<i>23</i>
Remand	48	56	104	71	60	131
Total	54	66	120	80	81	161

7.4.4 Probation homes/hostels

Juveniles/children beyond control are also sent to probation homes/hostels under the aegis of the Probation and After-care Services.

- (a) In 2011, a daily average of 9 juveniles/children stayed (5 boys and 4 girls) in probation

homes/ hostels.

(b) About 15 juveniles were admitted in probation homes in both 2010 and 2011.

7.5 Other juvenile sentencing

(a) Some 53 juveniles (up from 93 in 2010) were sentenced with probation orders in 2011, of whom 52 boys.

(b) The number of juveniles were committed to community service work was 3 in 2011 compared to 8 in 2010.

8. Notes to Users

8.1 Release of data on Crime, Justice and Security Statistics

This indicator is released on a yearly basis according to an advance calendar posted on the website of Statistics Mauritius (Stats M) (<http://statsmauritus.gov.mu>). The next issue is scheduled in August 2013.

More information on Crime, Justice and Security statistics can be obtained from the website of Stats M and specific information on:

- Judiciary can be accessed at <http://supremecourt.gov.mu>
- Prisons can be accessed at

<http://www.gov.mu/portal/site/prisons/menuitem.703fa58c898ac13ff4a9e75b0bb521ca/>

8.2 Caution to users

The following points should be recalled when drawing any conclusions from the figures in this publication:

- (a) When comparing figures it should be realised that police and judiciary figures are based on offences but prison and probation figures are based on offenders, and that an offender can be sentenced for more than one offence.
- (b) Offences can sometimes be reclassified, usually as less serious, as they proceed from police investigation through prosecution to final court sentence. This is usually due to evidence not being as robust as at first thought or more evidence coming to light following the initial report.
- (c) The trends in offences like drug offences and road traffic contraventions should be interpreted with caution since it may be affected by the activities and priorities of the police.
- (d) Police statistics are often better indicators of prevalence of law and willingness to report offences than actual prevalence.
- (e) Therefore, surveys on the experience of victimization from the public together with the data from the reported cases can give a more comprehensive picture on the actual number of victims.

8.3 Inquiries

For further information, contact:

Ms Naigee Guillaume, Statistician

Office address: Statistics Mauritius, L.I.C Centre, Port-Louis

Email: nguillaume@mail.gov.mu; cso-cjs@mail.gov.mu

Tel: (230) 208-1212 ext 1595 (Police)

: (230) 213-3055 (Judiciary)

: (230) 464-3364 (Prison)

Statistics Mauritius

Ministry of Finance and Economic Development

Port Louis

August 2012

Annex I

Table 6.1 - Reported offences according to UN classification of offences, Republic of Mauritius, 2010 & 2011

Offences	2010	2011	2010 to 2011
	Number		% change
Homicide and related offences	89	108	21.3
Intentional homicide (committed)	51	45	
<i>of which murder (including infanticide)</i>	<i>36</i>	<i>34</i>	
Intentional homicide (attempted)	14	15	
Non-intentional homicide	24	48	
Assault and related offences	14,282	14,149	-0.9
<i>of which simple assault</i>	<i>14,044</i>	<i>13,919</i>	
Sexual offences	432	466	7.9
<i>of which rape</i>	<i>51</i>	<i>58</i>	
<i>sodomy</i>	<i>44</i>	<i>55</i>	
Property offences	18,440	16,168	-12.3
<i>Fraud and dishonesty</i>	<i>988</i>	<i>997</i>	<i>0.9</i>
<i>of which bribery by public official</i>	<i>-</i>	<i>1</i>	
<i>bribery of public official</i>	<i>8</i>	<i>5</i>	
<i>Embezzlement</i>	<i>581</i>	<i>671</i>	<i>15.5</i>
<i>Theft</i>	<i>14,224</i>	<i>11,759</i>	<i>-17.3</i>
Automobile theft	716	504	
Robbery	1,085	814	
Burglary	1,641	1,295	
Other theft (excluding automobile theft)	10,782	9,146	
<i>of which simple larceny</i>	<i>7,625</i>	<i>6,647</i>	
<i>Other property offences</i>	<i>2,647</i>	<i>2,741</i>	<i>3.6</i>
<i>of which damages to property</i>	<i>2,363</i>	<i>2,417</i>	
Drug offences	3,943	3,721	-5.6
Road traffic offences	163,475	195,960	19.9
Other offences	20,357	22,867	6.7
<i>of which offences under:</i>			
<i>Information and Communication Technology Act</i>	<i>1,212</i>	<i>1,295</i>	
Total	221,018	253,439	14.7

Table 6.2 - Drug offences reported by type, Republic of Mauritius, 2010 & 2011

Offences	2010					2011				
	Heroin	Gandia	Psychotropic	Other	Total	Heroin	Gandia	Psychotropic	Other	Total
Importation	8	5	4	2	19	6	-	8	-	14
Possession	260	757	954	10	1,981	327	982	598	42	1,949
Consumption	38	243	196	-	477	46	243	132	2	423
Dealing	57	206	59	1	323	76	41	74	-	191
Cultivation	-	746	-	-	746	-	893	-	-	893
Other	6	73	303	15	397	7	16	206	22	251
Total	369	2,030	1,516	28	3,943	462	2,175	1,018	66	3,721

Table 6.3 - Road traffic contraventions, Republic of Mauritius, 2010 & 2011

Offences	2010	2011
	Number	
Exceeding speed limit ¹	58,402	67,648
Driving under influence of liquor	1,290	1,378
Bicycle contraventions	343	323
Driving without due care and attention	1,933	1,607
Dangerous driving	161	154
Failing to produce driving licence on demand	19,015	21,213
Failing to comply with traffic sign	3,401	4,679
Breach of conditions attached to provisional licence	7,047	8,713
Motor vehicle licence not affixed	4,752	5,133
Failing to wear seat belt whilst driving	8,832	11,400
Making use of cellular phone whilst driving	4,365	6,687
Worn out tyre	2,718	3,545
Inoperative insurance policy	1,978	1,820
Overtaking on uninterrupted white line	1,278	1,763
Breach of condition attached to carriers licence	790	987
Failing to produce driving licence/Certificate of insurance within delay	1457	1,124
Allowing oil to drop	868	859
Protective helmet improperly secured	1214	1,803
Driving without licence	792	934
Failing to stop when signaled by a police officer	822	1,295
Parking on double yellow line	2,842	3,775
Parking on prohibited area	1,257	2,067
Parking on footpath/pavement	1,292	1,861
Other	36,626	45,192
Total	163,475	195,960

Table 6.4 - Reported number of victims¹ by type of selected offences, Island of Mauritius, 2011

Number

Offences	Port Louis	Pamplemousses	Riviere du Rempart	Flacq	Grand Port	Savanne	Plaines Wilhelms	Moka	Black River	Total
Homicides	18	13	13	8	18	6	25	2	7	110
Intentional homicide (committed)	5	2	3	2	5	2	15	-	-	34
Intentional homicide (attempted)	2	-	3	2	10	1	6	-	1	25
Non-intentional homicide	11	11	7	4	3	3	4	2	6	51
Assault	2,014	1,364	1,443	1,752	1,632	1,351	2,937	723	609	13,825
<i>of which</i>										
Simple assault	1,961	1,353	1,439	1,743	1,595	1,345	2,880	718	599	13,633
Sexual offences	69	44	47	54	38	32	73	21	30	408
<i>of which</i>										
Rape	8	5	7	6	2	4	9	1	9	51
Sodomy	5	5	5	8	8	10	6	1	2	50
Other offences	166	47	77	92	36	45	176	29	62	730
<i>of which</i>										
Involuntary wounds and blows	126	33	69	76	21	37	156	21	57	596

¹ A person may be victim of one or more than one offence and/or an offence may involve one or more victims

Table 6.5 - Victims of selected offences by socio-demographic and other characteristics, Island of Mauritius, 2010 & 2011

Victims	2010					2011				
	Homicides			Assaults	Sexual offences	Homicides			Assaults	Sexual offences
	Intentional homicides		Non-int. ¹			Intentional homicides		Non-int. ¹		
	Committed	Attempted		Committed	Attempted					
Sex										
Male	25	12	20	7,819	43	26	16	40	7,675	59
Female	8	4	7	6,168	350	8	9	11	6,150	349
Age group (years)										
0-15	1	1	1	657	259	2	2	5	746	240
16-24	6	1	2	3,083	79	1	7	2	3,118	89
25-34	7	7	3	4,118	32	8	11	9	3,945	38
35-44	14	4	7	2,900	14	9	3	6	2,712	16
45-54	4	2	5	1,937	5	7	1	11	1,892	16
55 & over	1	1	9	1,291	4	7	1	16	1,384	5
Not	-	-	-	1	-	-	-	2	28	4
Activity										
Employed	18	14	14	8,303	58	16	10	24	7,831	58
Student	2	1	2	1,050	230	1	3	5	1,133	223
Housewife	1	0	1	476	2	-	-	-	512	3
Retired	0	1	8	658	2	4	1	13	768	4
Disabled	0	0	0	11	1	-	-	-	5	1
Other	12	0	2	3,474	99	13	11	6	3,538	111
Not	-	-	-	15	1	-	-	3	38	8
Relationship to offender										
Spouse	5	3	1	2,856	16	-	3	-	2,831	17
Father/mot	0	0	1	507	0	1	-	-	474	-
Child	1	0	0	284	24	4	-	2	314	32
Other	6	3	0	3,065	87	6	4	2	2,763	54
Not related	21	10	25	7,265	266	23	18	47	7,428	303
Not	-	-	-	10	-	-	-	-	15	2
Location of incident										
Private-household	11	6	1	6,963	236	12	6	1	6,675	241
Educational-institution	0	0	0	127	11	-	-	-	189	16
Commercial	0	0	0	389	9	2	-	-	289	6
Hotel/bung	0	0	0	47	9	1	-	-	51	9
Public road	11	9	25	4,632	30	11	19	48	4,573	27
Public	2	0	1	118	12	-	-	-	146	16
Other	9	1	0	1,711	86	6	-	2	1,882	93
Not	-	-	-	-	-	2	-	-	20	-
Area type										
Urban	18	10	14	4,844	171	20	8	15	4,951	142
Rural	15	6	13	9,143	222	14	17	36	8,874	266

¹ Non-intentional homicides

Summary of criminal offences disposed, Republic of Mauritius, 2011

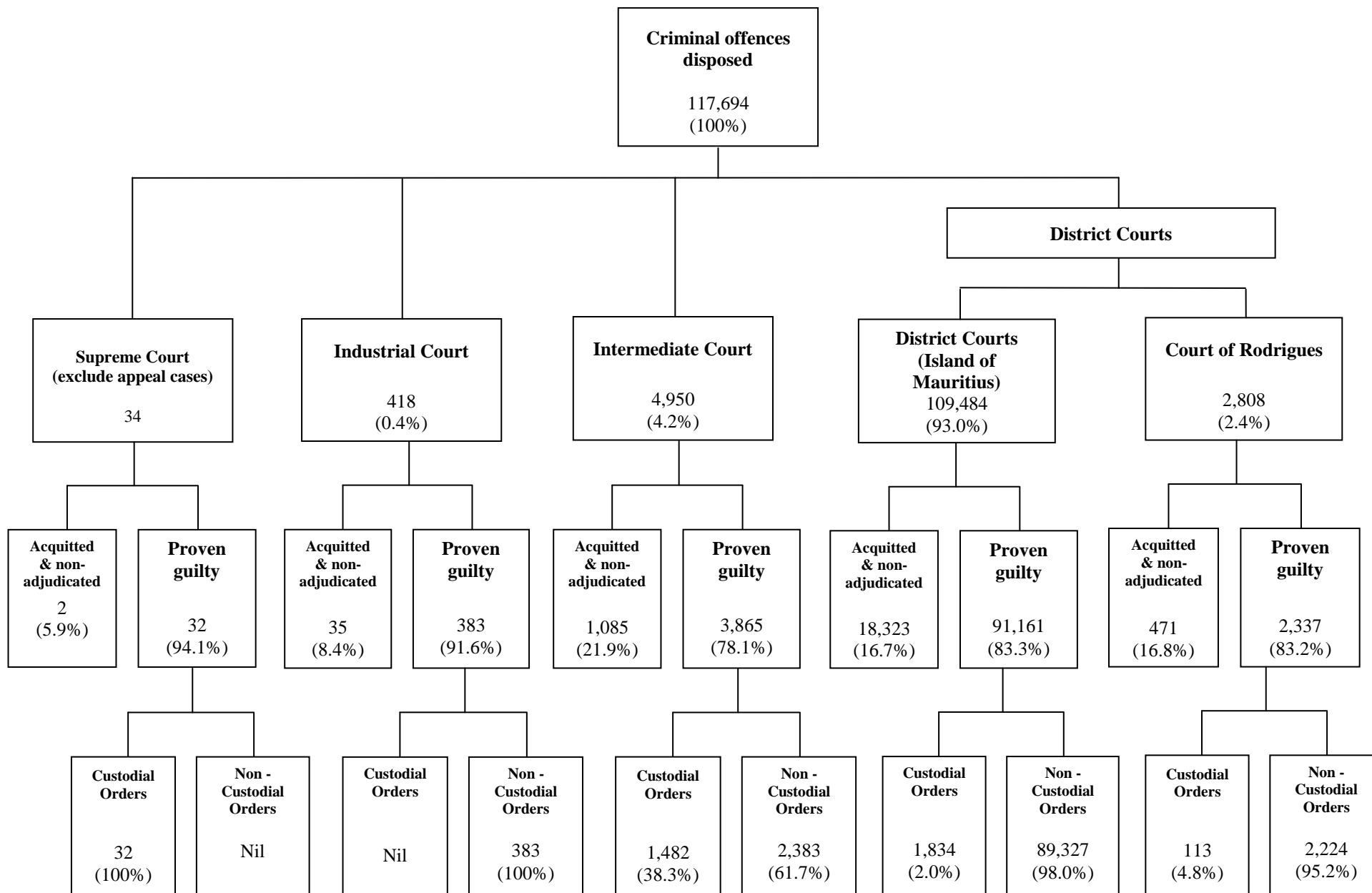


Table 6.6 - Convictions at the Judiciary according to UN classification of offences, Republic of Mauritius, 2010 & 2011

Offences	2010 ¹	2011
	Number	
Homicide and related offences	61	79
<i>of which intentional homicide (committed)</i>	<i>10</i>	<i>6</i>
Assault	4,495	3,755
Sexual offences	91	155
<i>of which rape</i>	<i>7</i>	<i>4</i>
Property offences	5,278	6,032
Fraud and dishonesty	711	893
<i>of which bribery by public official</i>	<i>0</i>	<i>3</i>
<i>bribery of public official</i>	<i>4</i>	<i>2</i>
Embezzlement	136	167
Theft (excluding automobile theft)	3,367	3,811
Other property offences	1,064	1,161
Drug offences	2,803	2,656
Road traffic contraventions²	80,053	73,073
Other offences	12,304	12,028
Total	105,085	97,778

¹Revised due to reclassification of some offences as from 2011

²Figures on fixed penalty notice not included

Table 6.7 - Convicts admitted to prison according to UN classification of offences, Republic of Mauritius, 2010 & 2011

Offences	2010	2011
	Number	
Homicide and related offences	26	21
Assault	262	224
Sexual offences	43	50
<i>of which rape</i>	<i>6</i>	<i>6</i>
Property offences	2,415	2,067
<i>Fraud and dishonesty</i>	<i>817</i>	<i>733</i>
<i>Theft</i>	<i>1,590</i>	<i>1,291</i>
<i>Other property offences</i>	<i>8</i>	<i>43</i>
Drug offences	653	581
Other offences	351	584
<i>of which drunkenness and disorder</i>	<i>87</i>	<i>232</i>
Total	3,750	3,527

Table 6.8 - Juvenile offenders according to United Nations classification of offences, Republic of Mauritius, 2010 & 2011

Offences	2010	2011
Homicide and related offences	5	3
Intentional homicide(committed)	3	2
Non intentional homicide	2	1
Assault and related offences	279	293
<i>of which simple assault</i>	<i>275</i>	<i>286</i>
Sexual Offences	43	60
<i>of which rape</i>	<i>1</i>	<i>1</i>
Property offences	184	165
<i>Fraud and dishonesty</i>	<i>2</i>	<i>1</i>
<i>Theft</i>	<i>160</i>	<i>134</i>
<i>Other property offences</i>	<i>22</i>	<i>30</i>
Drug offences	25	33
Road traffic offences	673	808
Other offences	186	210
Total	1,395	1,572

Table 6.9 - Offences involving juveniles reported by type, Republic of Mauritius, 2010 & 2011

	2010					2011				
	Island of Mauritius	Island of Rodrigues	Republic of Mauritius			Island of Mauritius	Island of Rodrigues	Republic of Mauritius		
			Male	Female	Total			Male	Female	Total
General crime involving Juveniles	582	12	-	-	594	661	4	-	-	665
Crimes ¹	131	3	-	-	134	145	3	-	-	148
<i>of which drug offences</i>	<i>9</i>	<i>0</i>	<i>-</i>	<i>-</i>	<i>9</i>	<i>12</i>	<i>0</i>	<i>-</i>	<i>-</i>	<i>12</i>
Misdemeanours ¹	451	9	-	-	460	516	1	-	-	517
<i>of which drug offences</i>	<i>16</i>	<i>0</i>	<i>-</i>	<i>-</i>	<i>16</i>	<i>21</i>	<i>0</i>	<i>-</i>	<i>-</i>	<i>21</i>
Contraventions involving Juveniles²	737	17	-	-	754	828	25	-	-	853
Juvenile offenders	635	13	581	67	648	697	4	648	53	701
Crimes ¹	142	3	140	5	145	169	3	159	13	172
<i>of which drug offences</i>	<i>9</i>	<i>0</i>	<i>9</i>	<i>0</i>	<i>9</i>	<i>12</i>	<i>0</i>	<i>12</i>	<i>0</i>	<i>12</i>
Misdemeanours ¹	493	10	441	62	503	528	1	489	40	529
<i>of which drug offences</i>	<i>16</i>	<i>0</i>	<i>16</i>	<i>0</i>	<i>16</i>	<i>21</i>	<i>0</i>	<i>21</i>	<i>0</i>	<i>21</i>
Juvenile contraveners²	730	17	744	3	747	846	25	868	3	871
Juvenile delinquency rate³	5.3	3.1	9.3	1.1	5.2	6.0	0.9	10.6	0.9	5.8

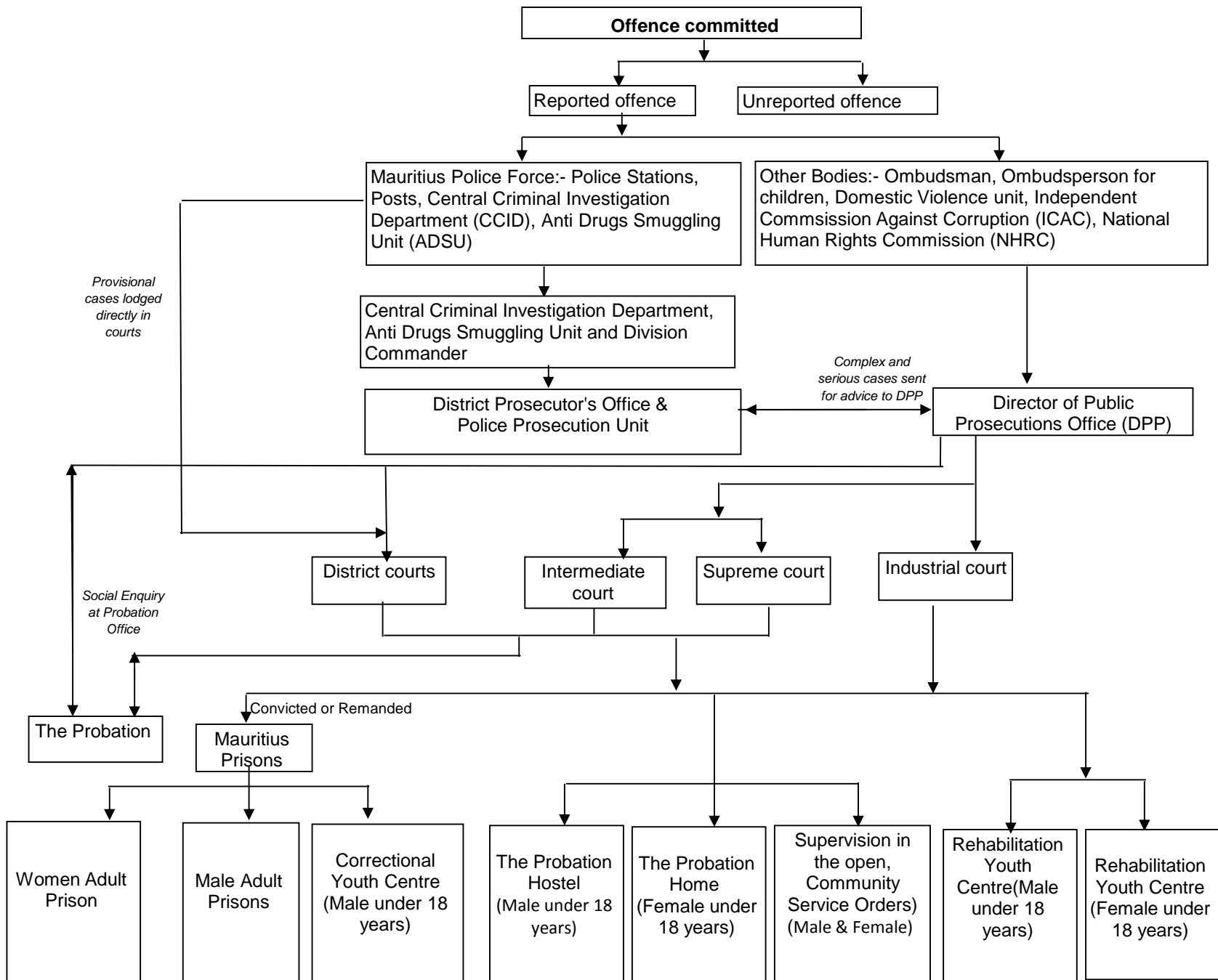
¹ Crimes and misdemeanours include drug offences

² Excludes contraventions established by camera

³ Rate per 1,000 mid year juvenile population and exclude contraveners

- Not applicable

The National Criminal Chart, Republic of Mauritius



GLOSSARY

1. **Absolute discharge** is complete and unconditional release.
2. **Admission rate** is defined as the number of people admitted to prison in a given year per 100,000 mid-year population.
3. **Assault** is defined as physical attack against the body of another person.
4. **Acquitted** means dismissed.
5. **Burglary** is defined as unlawful entry into someone else's premises with the intention to commit a theft.
6. **Community Service Order** is a sentence requiring an offender to perform unpaid community work.
7. **Conditional discharge** is a sentence whereby an offender is released under certain conditions, e.g., regular reporting to police stations for a specified period of time.
8. **Contraventions (least serious offences)** are defined as offences that are punishable by:
 - (a) imprisonment for a term not exceeding 10 days;
 - (b) fine not exceeding 5,000 rupees.
9. **Crimes (most serious offences)** are defined as offences that are punishable by:
 - (a) penal servitude;
 - (b) fine exceeding 5,000 rupees.
10. **Criminal case** is a case dealing with an offender indicted for a public offence.
11. **Detainee** is referred to as any person confined to prison and is classified as follows:
 - (a) **Convict:** person sentenced to imprisonment.
 - (b) **Person on remand and trial:** person charged for an offence with a court of law and awaiting judgment.
12. **Drug offences** are as spelt out under the Dangerous Drug Act 2000. They relate mainly to drugs like ganja, heroin, hashish, opium, cocaine and other psychotropic substances.
13. **Embezzlement** is defined as the wrongful appropriation of another person's property that is already in the possession of the person doing the appropriating.
14. **Fine defaulters** are convicts sentenced to imprisonment for non-payment of fines; they either stay in prison for a specified period or are released as soon as they pay the fines.
15. **Fraud** is defined as the acquisition of another person's property by deception.

16. **Intentional homicide** is defined as death deliberately inflicted on a person by another person, including infanticide and abortion.
17. **Juvenile** is defined as person aged below 18 years.
18. **Juvenile delinquency rate** is defined as the number of juvenile offenders involved in offences (excluding contraventions) per 1,000 juvenile population.
19. **Misdemeanours (less serious offences)** are defined as offences that are punishable by:
 - (a) imprisonment for a term exceeding 10 days;
 - (b) fine exceeding 5,000 rupees.
20. **Non-adjudicated** is the formal withdrawal of charge(s) by the Police, Director of Public Prosecutions or Attorney-General or by the courts; it includes nolle prosequi and struck out.
21. **Property offence** includes theft, fraud, embezzlement, damage to property, and illegal possession of property and stolen goods.
22. **Prison occupancy level** is defined as the prison population divided by the prison capacity (number of beds).
23. **Probation order** is a sentence whereby an offender is placed under the supervision of a probation officer for a period not less than one nor more than three years.
24. **Robbery** is defined as the theft of property from a person, overcoming resistance by force or threat of force.
25. **Sexual offence** is defined as sexual intercourse or assault without valid consent.
26. **Theft** is defined as the removal of property without the property owner's consent.
27. **Victim** is referred to as a person who has been affected by an unlawful offence committed by another person.