

(PRICE : - Rs. 100.00)

Vol. 10



REPUBLIC OF MAURITIUS

MINISTRY OF ECONOMIC PLANNING AND DEVELOPMENT
CENTRAL STATISTICAL OFFICE

DIGEST OF EDUCATIONAL
STATISTICS
1993

JANUARY 1994

**MINISTRY OF ECONOMIC PLANNING AND DEVELOPMENT
CENTRAL STATISTICAL OFFICE**

**DIGEST OF EDUCATIONAL
STATISTICS
1993**

DIGEST OF EDUCATIONAL STATISTICS

1993

This is the tenth issue of a regular publication of the Central Statistical Office on education statistics.

Detailed and comprehensive data on primary and secondary education have been collected from all schools and colleges of the country in 1993 and processed on micro-computer at the Ministry of Education and Science. Some data on tertiary education have also been included. The results showing information relating to schools, enrolment, teaching and administrative staff, examination, etc. are presented in this publication.

Data on infrastructure, enrolment and teaching staff for both Primary and Secondary refer to 31st March 1993.

It is hoped that the statistics which have been assembled in this report will be useful to the public in general and to education planners and policy makers in particular.

The assistance of the Ministry of Education and Science in the collection and processing of the data and the co-operation of all head teachers and managers of educational institutions in providing the necessary information are gratefully acknowledged.

S. Basant Rai
Acting Director of Statistics

Central Statistical Office
Ministry of Economic Planning
& Development
PORT LOUIS

January 1994

EDUCATION STATISTICS - 1993

1. PRIMARY EDUCATION

1.1 Schools

Primary schools numbered 281 after the closing down of three schools in the Island of Mauritius and with the opening of one school in the Island of Rodrigues. This figure excludes those schools that do not offer a complete stream. Government Schools totalled 223, 53 were aided schools and the remaining 5 private schools.

Of the 269 primary schools in the Island of Mauritius, 216 (or about 80%) were run by Government, 46 by the Roman Catholic Education Authority (R.C.E.A) and 2 by the Hindu Education Authority. The 5 private schools were unaided schools. School population size ranged from 65 to nearly 1,400.

In Rodrigues, out of 12 schools Government schools numbered 7 while the others were aided schools under the control of the R.C.E.A. All schools had a school population of less than 1,000.

1.2 Enrolment

As at 31st March 1993, the total number of pupils reached 125,543 of which 63,543 boys and 62,000 girls. Three quarters (or 94,958) of pupils were enrolled in Government schools while the other 30,885 in aided and private schools. For the past few years the primary school population has been constantly decreasing.

In the Island of Mauritius, pupils numbered 120,002 (60,758 boys and 59,244 girls) in 1993 compared to 123,931 (62,757 boys and 61,174 girls) in 1992.

Enrolment in each standard stood at around 18,000 except in Standard VI where the number of pupils was around 29,000, partly because of 9,063 repeaters including those wanting to improve their results.

The primary school enrolment in Rodrigues reached 5,541 (2,785 boys and 2,756 girls). Government schools comprised of 2,537 pupils and the aided schools 3,004.

Seven Asian Languages namely Hindi, Urdu, Arabic, Tamil, Telegu, Marathi, Mandarin are taught in primary schools. The total number of pupils studying any one of these languages at primary level was 81,782 representing nearly 70% of the total enrolment in the Island of Mauritius.

1.3 Certificate of Primary Education Results

In November 1993, the number of pupils examined at Certificate of Primary Education (CPE) level in the Republic of Mauritius was 32,887 (16,757 boys and 16,130 girls). Of these 19,270 (9,362 boys and 9,908 girls) obtained their CPE, thus representing a pass rate of 59% compared to 61% in 1992.

Similarly, for the Island of Mauritius, out of 31,452 students examined (16,064 boys and 15,388 girls), 18,691 (9,103 boys and 9,588 girls) succeeded, thus yielding a pass rate of 59%. This shows a decrease of 3% compared to 1992.

A pass rate of 40% was registered for Rodrigues with 579 (259 boys and 320 girls) successful candidates out of 1,435 (693 boys and 742 girls) examined. The pass rate for 1992 was 38%.

1.4 Personnel

The number of persons employed in primary schools totalled 8,117. Of these 5,931 were teaching staff (including Asian Language teachers).

The Island of Mauritius had 7,795 employees in primary schools compared to 7,864 in 1992. The personnel consisted of 4,063 General Purpose Teachers, 1,668 Asian Language Teachers, 414 Head Teachers and Deputy Head Teachers and 1,650 non-teaching staff. The pupil/teacher ratio works out to 30.

The teaching force in Rodrigues comprised 200 General Purpose Teachers, 24 Head Teachers and Deputy Head Teachers, while the non-teaching staff numbered 98. This gives a pupil/teacher ratio of 28.

2. SECONDARY EDUCATION

2.1 Schools

The number of secondary schools in the Republic of Mauritius stood at 123, of which 23 were State and 100 private schools.

In the 120 secondary schools in the Island of Mauritius, school population size ranged from about 100 to slightly over 2,000: 37 secondary schools had a student population of less than 500 while 19 had more than 1,000.

As from this year one more private secondary school is in operation in Rodrigues and this brings the number of private secondary schools to 3. The number of pupils in schools ranged from 625 to 800.

2.2 Enrolment

A total of 87,661 (43,025 boys and 44,636 girls) pupils were studying in secondary schools in 1993 and an increase of 5% over the corresponding period of 1992 was noted. While the State Secondary Schools comprised 20% of total enrolment, the private and aided schools shared the remaining 67,858 students.

For the Island of Mauritius, the total enrolment was 85,522 (42,032 boys and 43,490 girls) compared to 81,706 (40,352 boys and 41,354 girls) in 1992. The enrolment in State secondary schools stood at 21% of the total.

In Rodrigues, 2,139 (993 boys and 1146 girls) pupils were enrolled in secondary schools. This figure compared to 1992 (1885 pupils) shows an increase of 13% in enrolment.

2.3 School Certificate and Higher School Certificate - 1992

In 1992, 11,091 students sat for the School Certificate Examination. Of these 6,981 (or 63%) obtained their School Certificate (SC). At the Higher School Certificate (HSC) level, out of the 4,306 pupils examined, 2,311 obtained their certificate.

At the SC Examination 10,865 candidates took part in the Island of Mauritius. A pass rate of 64% was registered against 66% in 1991. Out of 4,285 candidates of the HSC Examination 2,305 were successful, representing a pass rate of 54% compared to 60% in 1991.

The pass rate at SC Level was 30% in Rodrigues with 67 successful candidates out of 226 examined. For HSC Examination, 6 out of 21 students passed their examination.

2.4 Personnel

Secondary Schools employed a total of 6,190 persons. The teaching staff in State schools numbered 1,104 (or 27%) . The remaining 3,056 teachers were employed by the Private Secondary Schools.

Out of a total teaching force of 4,075, in the Island of Mauritius, 1,104 were in State Secondary Schools. The pupil/teacher ratio for all schools is estimated at 21 (16 for State and 23 for private secondary schools).

As regards teaching force in Rodrigues the number stood at 85 which shows a slight increase of 2% over the corresponding period last year. The pupil/teacher ratio comes to 25.

2.5 Tertiary Education

The number of students enrolled at the University for the academic year 1993/94 stood at 2,161 (of which 859 were part time students). This number however includes 1,033 new admissions. An increase of 16% is registered over the year 1992.

Similarly, the total enrolment at the Mauritius Institute of Education (MIE) was 2,661 in 1993. This includes 1,997 part time students. The majority of students (1,454) was enrolled for the Advance Certificate in Education for teachers on part time basis.

In 1993, 643 students graduated from the University of Mauritius, the majority (360) with a diploma.

The output of the MIE at all levels was 564, of which 324 were trainee teachers completing the Teacher's Certificate in Primary Education.

CONTENTS

PRIMARY EDUCATION

| <u>Table</u> | | <u>Page</u> |
|--------------|--------------------------------------------------------------------------------------------------|-------------|
| 1 | - Distribution of primary schools by geographical district and type of administration | 1 |
| 2 | - Distribution of primary schools by geographical district and type of ownership of building | 2 |
| 3 | - Distribution of rooms in primary schools by geographical district and use | 3 |
| 4 | - Distribution of rooms in government primary schools by geographical district and use | 4 |
| 5 | - Distribution of rooms in private primary schools by geographical district and use | 5 |
| 6 | - Distribution of primary schools by geographical district and availability of facilities | 6 |
| 7 | - Distribution of primary schools by geographical district and audio-visual equipment available | 7 |
| 8 | - Distribution of primary schools by geographical district and number of pupils | 8 |
| 9 | - Number of sections in primary schools by geographical district and standard | 9 |
| 10 | - Enrolment in primary schools by standard, type of administration and sex - Island of Mauritius | 10 |
| 11 | - Enrolment in primary schools by grade, type of administration and sex - Island of Rodrigues | 11 |
| 12 | - Enrolment in primary schools by sex, geographical district and standard | 12 |
| 13 | - Enrolment in government primary schools by sex, geographical district and standard | 15 |
| 14 | - Enrolment in private primary schools by sex, geographical district and standard | 18 |

CONTENTS (Cont'd)

PRIMARY EDUCATION (Cont'd)

| <u>Table</u> | <u>Page</u> |
|---------------------------------------------------------------------------------------------------------------------------------------|-------------|
| 15 - Enrolment in primary schools by standard and sex - Island of Mauritius, 1991-1993 | 21 |
| 16 - Enrolment in primary schools by standard and sex - Island of Rodrigues, 1991-1993 | 22 |
| 17 - Enrolment in primary schools by sex, age and standard - Island of Mauritius | 23 |
| 18 - Enrolment in primary schools by sex, age and standard - Island of Rodrigues | 26 |
| 19 - Number and percentage of pupils in primary schools by Asian language studied and standard - Island of Mauritius | 29 |
| 20 - Number and percentage of pupils in government primary schools by Asian language studied and standard - Island of Mauritius | 30 |
| 21 - Number and percentage of pupils in private primary schools by Asian language studied and standard - Island of Mauritius | 31 |
| 22 - Primary enrolment and enrolment ratio by sex, 1984- 1993 (Island of Mauritius) | 32 |
| 23 - Employment in primary schools by sex, geographical district and occupational status | 33 |
| 24 - Employment in government primary schools by sex, geographical district and occupational status | 36 |
| 25 - Employment in private primary schools by sex, geographical district and occupational status | 39 |
| 26 - Teaching staff in primary schools by sex, geographical district and age | 42 |
| 27 - Teaching staff in government primary schools by sex, geographical district and age | 45 |

CONTENTS (Cont'd)

PRIMARY EDUCATION (Cont'd)

| <u>Table</u> | <u>Page</u> |
|---------------------------------------------------------------------------------------------------------------------------------|-------------|
| 28 - Teaching staff in private primary schools by sex, geographical district and age | 48 |
| 29 - Teaching staff in primary schools by sex, geographical district and highest educational level | 51 |
| 30 - Teaching staff in government primary schools by sex, geographical district and highest educational level | 54 |
| 31 - Teaching staff in private primary schools by sex, geographical district and highest educational level | 57 |
| 32 - Teaching staff in primary schools by length of teaching experience, type of administration and sex - Island of Mauritius | 60 |
| 33 - Teaching staff in primary schools by length of teaching experience, type of administration and sex - Island of Rodrigues | 61 |
| 34 - Teaching staff in primary schools by sex, district of residence and district of school - Island of Mauritius | 62 |
| 35 - Pupil/teacher ratio in primary schools by language group, 1984-1993 | 65 |
| 36 - Number and percentage of passes at CPE examination by geographical district and sex - 1992 (school and private candidates) | 66 |
| 37 - Number and percentage of passes at CPE examination by geographical district and sex - 1992 (school candidates only) | 67 |
| 38 - Number and percentage of passes at CPE examination by geographical district and sex - 1992 (private candidates only) | 68 |
| 39 - Number and percentage of passes at CPE examination by subject and sex - 1992 (school and private candidates) | 69 |

CONTENTS (Cont'd)

PRIMARY EDUCATION (Cont'd)

| <u>Table</u> | <u>Page</u> |
|----------------------------------------------------------------------------------------------------------------------|-------------|
| 40 - Number and percentage of passes at CPE examination by geographical district, 1990-1992 (school candidates only) | 70 |

SECONDARY EDUCATION

| | |
|-------------------------------------------------------------------------------------------------------------------------------|----|
| 41 - Distribution of secondary schools by geographical district and type of administration | 71 |
| 42 - Distribution of rooms in secondary schools by geographical district and use | 72 |
| 43 - Distribution of rooms in state secondary schools by geographical district and use | 73 |
| 44 - Distribution of rooms in private secondary schools by geographical district and use | 74 |
| 45 - Distribution of secondary schools by geographical district, type of administration and recreational facilities available | 75 |
| 46 - Distribution of secondary schools by geographical district and number of pupils | 76 |
| 47 - Number of sections in secondary schools by geographical district and grade | 77 |
| 48 - Enrolment in secondary schools by grade, type of administration and sex - Island of Mauritius | 78 |
| 49 - Enrolment in secondary schools by sex, geographical district and grade | 79 |
| 50 - Enrolment in state secondary schools by sex, geographical district and grade | 82 |
| 51 - Enrolment in private secondary schools by sex, geographical district and grade | 85 |
| 52 - Enrolment in secondary schools by grade and sex - Island of Mauritius, 1991-1993 | 88 |

CONTENTS (Cont'd)

SECONDARY EDUCATION (Cont'd)

| <u>Table</u> | <u>Page</u> |
|-----------------------------------------------------------------------------------------------------------------------------------|-------------|
| 53 - Enrolment in secondary schools by grade and sex - Island of Rodrigues, 1991-1993 | 89 |
| 54 - Enrolment in secondary schools by sex, age and grade - Island of Mauritius | 90 |
| 55 - Enrolment in secondary schools by sex, age and grade - Island of Rodrigues | 93 |
| 56 - Number of repeaters in secondary schools by sex, geographical district and grade | 96 |
| 57 - Number of repeaters in state secondary schools by sex, geographical district and grade | 99 |
| 58 - Number of repeaters in private secondary schools by sex, geographical district and grade | 102 |
| 59 - Number and percentage of pupils in secondary schools by Asian language studied and grade - Island of Mauritius | 105 |
| 60 - Number and percentage of pupils in state secondary schools by Asian language studied and grade - Island of Mauritius | 106 |
| 61 - Number and percentage of pupils in private secondary schools by Asian language studied and grade - Island of Mauritius | 107 |
| 62 - Secondary enrolment and enrolment ratio by sex, 1984- 1993 (Island of Mauritius) | 108 |
| 63 - Teaching staff in secondary schools by geographical district, type of administration and sex | 109 |
| 64 - Teaching staff in secondary schools by age and sex | 110 |
| 65 - Teaching staff in secondary schools by sex, geographical district and highest academic qualification | 111 |

CONTENTS (Cont'd)

SECONDARY EDUCATION (Cont'd)

| <u>Table</u> | | <u>Page</u> |
|--------------|------------------------------------------------------------------------------------------------------------------------|-------------|
| 66 | - Teaching staff in secondary schools by length of teaching experience, type of administration and sex | 114 |
| 67 | - Teaching staff in secondary schools by length of continued service in present school, type of administration and sex | 115 |
| 68 | - Non-teaching staff in secondary schools by category, type of administration and sex | 116 |
| 69 | - Pupil/Teacher ratio in secondary schools by type of administration - 1985-1993 (Island of Mauritius) | 117 |
| 70 | - Pupil/Teacher ratio in secondary schools by type of administration, 1985-1993 (Island of Rodrigues) | 118 |
| 71 | - Cambridge School Certificate Examination results by type of administration and sex, 1990-1992 | 119 |
| 72 | - Cambridge Higher School Certificate Examination results by type of administration and sex, 1990-1992 | 120 |

TERTIARY EDUCATION

| | | |
|----|--------------------------------------------------------------------------------------------|-----|
| 73 | - University of Mauritius - Enrolment by type of course and school (1992/93, 1993/94) | 121 |
| 74 | - University of Mauritius - New admissions by type of course and school (1992/93, 1993/94) | 122 |
| 75 | - University of Mauritius - Output by type of course and school (1991/92, 1992/93) | 123 |
| 76 | - Mauritius Institute of Education - Enrolment and output, 1993 | 124 |

CONTENTS (Cont'd)

GRAPHS

| <u>Figure</u> | | <u>Page</u> |
|---------------|-------------------------------------------------------------------------------------------------------------------------------------------|-------------|
| 1 | - Primary and Secondary enrolment, 1983-1993 (Island of Mauritius) | 125 |
| 2 | - Enrolment rate in Primary and Secondary schools, 1983-1993 (Island of Mauritius) | 126 |
| 3 | - Primary and Secondary enrolment, 1983-1993 (Island of Rodrigues) | 127 |
| 4 | - Certificate of Primary Education, School Certificate and Higher School Certificate Examination Results 1982-1992 (Island of Mauritius) | 128 |
| 5 | - Certificate of Primary Education, School Certificate and Higher School Certificate Examination Results, 1982-1992 (Island of Rodrigues) | 129 |

**PRIMARY
EDUCATION**

Table 1 - Distribution of primary schools¹ by geographical district and type of administration

| Geographical District | Type of administration | | | | | | Total |
|-----------------------|------------------------|------|-------------|---------|-------------|-----|-------|
| | Government | | | Private | | | |
| | Aided | | Non - Aided | | Non - Aided | | |
| | No. | % | No. | % | No. | % | |
| Port Louis | 26 | 76.5 | 8 | 23.5 | - | - | 34 |
| Pamplemousses | 21 | 95.5 | 1 | 4.5 | - | - | 22 |
| Riviere du Rempart | 21 | 84.0 | 3 | 12.0 | 1 | 4.0 | 25 |
| Flacq | 27 | 77.1 | 8 | 22.9 | - | - | 35 |
| Grand Port | 26 | 83.9 | 5 | 16.1 | - | - | 31 |
| Savanne | 17 | 85.0 | 3 | 15.0 | - | - | 20 |
| Plaines Wilhems | 47 | 73.4 | 13 | 20.3 | 4 | 6.3 | 64 |
| Moka | 21 | 84.0 | 4 | 16.0 | - | - | 25 |
| Black River | 10 | 76.9 | 3 | 23.1 | - | - | 13 |
| Island of Mauritius | 216 | 80.3 | 48 | 17.8 | 5 | 1.9 | 269 |
| Island of Rodrigues | 7 | 58.3 | 5 | 41.7 | - | - | 12 |
| Republic of Mauritius | 223 | 79.4 | 53 | 18.9 | 5 | 1.8 | 281 |

¹ excluding schools not providing a complete stream e.g those which cater only for standard VI

Table 2 - Distribution of primary schools¹ by geographical district and type of ownership of building

| Geographical District | Ownership of building | | | | | | Total |
|-----------------------|-----------------------|---------|------------------------|---------------------------|--------------------------------------|-----|-------|
| | Government | Private | Religious organisation | Rented from an Individual | Rented from a religious organisation | | |
| Port Louis | 26 | - | 8 | - | - | 34 | |
| Pamplemousses | 20 | - | 1 | 1 | - | 22 | |
| Riviere du Rempart | 21 | 1 | 3 | - | - | 25 | |
| Flacq | 26 | - | 8 | 1 | - | 35 | |
| Grand Port | 25 | - | 4 | 2 | - | 31 | |
| Savanne | 16 | - | 3 | 1 | - | 20 | |
| Plaines Wilhems | 47 | 2 | 14 | - | 1 | 64 | |
| Moka | 20 | - | 4 | 1 | - | 25 | |
| Black River | 10 | - | 3 | - | - | 13 | |
| Island of Mauritius | 211 | 3 | 48 | 6 | 1 | 269 | |
| Island of Rodrigues | 7 | - | 4 | 1 | - | 12 | |
| Republic of Mauritius | 218 | 3 | 52 | 7 | 1 | 281 | |

¹ excluding schools not providing a complete stream e.g those which cater only for standard VI

Table 3 - Distribution of rooms in primary schools¹ by geographical district and use

| Geographical district | Total No. of rooms | No. of rooms used as | | | |
|-----------------------|-----------------------|----------------------|--------|---------------|------------|
| | | Classrooms | Office | Other purpose | Unutilised |
| Port Louis | 783 | 635 | 38 | 89 | 21 |
| Pamplemousses | 426 | 355 | 22 | 39 | 10 |
| Riviere du Rempart | 520 | 426 | 32 | 54 | 8 |
| Flacq | 675 | 527 | 40 | 99 | 9 |
| Grand Port | 584 | 478 | 34 | 61 | 11 |
| Savanne | 381 | 294 | 23 | 58 | 6 |
| Plaines Wilhems | 1,506 | 1,258 | 87 | 135 | 26 |
| Moka | 378 | 293 | 28 | 51 | 6 |
| Black River | 183 | 148 | 15 | 19 | 1 |
| Island of Mauritius | 5,436 | 4,414 | 319 | 605 | 98 |
| Island of Rodrigues | 245 | 187 | 13 | 30 | 15 |
| Republic of Mauritius | 5,681 | 4,601 | 332 | 635 | 113 |

¹ excluding schools not providing a complete stream e.g those which cater only for standard VI

Table 4 - Distribution of rooms in government primary schools by geographical district and use

| Geographical district | Total No. of rooms | No. of rooms used as | | | |
|-----------------------|-----------------------|----------------------|--------|---------------|------------|
| | | Classrooms | Office | Other purpose | Unutilised |
| Port Louis | 583 | 466 | 26 | 70 | 21 |
| Pamplemousses | 417 | 348 | 21 | 38 | 10 |
| Riviere du Rempart | 442 | 366 | 25 | 44 | 7 |
| Flacq | 556 | 431 | 32 | 84 | 9 |
| Grand Port | 498 | 402 | 30 | 59 | 7 |
| Savanne | 333 | 257 | 20 | 50 | 6 |
| Plaines Wilhems | 1,050 | 872 | 60 | 92 | 26 |
| Moka | 316 | 244 | 23 | 43 | 6 |
| Black River | 154 | 126 | 12 | 15 | 1 |
| Island of Mauritius | 4,349 | 3,512 | 249 | 495 | 93 |
| Island of Rodrigues | 123 | 86 | 7 | 20 | 10 |
| Republic of Mauritius | 4,472 | 3,598 | 256 | 515 | 103 |

Table 5 - Distribution of rooms in private primary schools¹ by geographical district and use

| Geographical district | Total No. of rooms | No. of rooms used as | | | |
|-----------------------|-----------------------|----------------------|--------|---------------|------------|
| | | Classrooms | Office | Other purpose | Unutilised |
| Port Louis | 200 | 169 | 12 | 19 | - |
| Pamplemousses | 9 | 7 | 1 | 1 | - |
| Riviere du Rempart | 78 | 60 | 7 | 10 | 1 |
| Flacq | 119 | 96 | 8 | 15 | - |
| Grand Port | 86 | 76 | 4 | 2 | 4 |
| Savanne | 48 | 37 | 3 | 8 | - |
| Plaines Wilhems | 456 | 386 | 27 | 43 | - |
| Moka | 62 | 49 | 5 | 8 | - |
| Black River | 29 | 22 | 3 | 4 | - |
| Island of Mauritius | 1,087 | 902 | 70 | 110 | 5 |
| Island of Rodrigues | 122 | 101 | 6 | 10 | 5 |
| Republic of Mauritius | 1,209 | 1,003 | 76 | 120 | 10 |

¹ excluding schools not providing a complete stream e.g those which cater only for standard VI

Table 6 - Distribution of primary schools ¹ by geographical district and availability of facilities

| Geographical district | All schools | | | Government schools | | | Private schools | | | |
|-----------------------|----------------------|--------------------------|----------------------|----------------------|--------------------------|------------|----------------------|--------------------------|---------|----|
| | Total No. of schools | Number of schools having | | Total No. of schools | Number of schools having | | Total No. of schools | Number of schools having | | |
| | | Staff-room | Library/Reading room | | Canteen | Staff-room | | Library/Reading room | Canteen | |
| Port Louis | 34 | 17 | 15 | 18 | 11 | 12 | 12 | 6 | 3 | 6 |
| Pamplemousses | 22 | 8 | 11 | 6 | 8 | 11 | 6 | - | - | - |
| Riviere du Rempart | 25 | 18 | 12 | 7 | 14 | 10 | 6 | 1 | 2 | 1 |
| Flacq | 35 | 17 | 17 | 13 | 14 | 15 | 13 | - | 2 | - |
| Grand Port | 31 | 18 | 21 | 13 | 16 | 20 | 12 | 1 | 1 | 1 |
| Savanne | 20 | 6 | 9 | 4 | 4 | 7 | 3 | 1 | 2 | 1 |
| Plaines Wilhems | 64 | 34 | 31 | 28 | 22 | 20 | 17 | 11 | 12 | 11 |
| Moka | 25 | 13 | 11 | 14 | 9 | 9 | 12 | 2 | 4 | 2 |
| Black River | 13 | 8 | 6 | 7 | 7 | 5 | 6 | 1 | 1 | 1 |
| Island of Mauritius | 269 | 139 | 133 | 110 | 105 | 109 | 87 | 23 | 34 | 24 |
| Island of Rodrigues | 12 | 7 | 7 | 6 | 5 | 5 | 3 | 3 | 2 | 2 |
| Republic of Mauritius | 281 | 146 | 140 | 116 | 110 | 114 | 90 | 26 | 36 | 26 |

¹ excluding schools not providing a complete stream e.g those which cater only for standard VI

Table 7 - Distribution of primary schools ¹ by geographical district and audio visual equipment available

| Geographical district | All schools | | | Government schools | | | Private schools | | |
|-----------------------|--------------------|-------------------|-----------------------------|--------------------|-------------------|-----------------------------|--------------------|-------------------|-----------------------------|
| | Radio/ cassette | Television set | Video cassette player | Radio/ cassette | Television set | Video cassette player | Radio/ cassette | Television set | Video cassette player |
| Port Louis | 33 | 33 | 33 | 25 | 25 | 25 | 8 | 8 | 8 |
| Pamplemousses | 22 | 19 | 19 | 21 | 18 | 18 | 1 | 1 | 1 |
| Riviere du Rempart | 25 | 25 | 25 | 21 | 21 | 21 | 4 | 4 | 4 |
| Flacq | 34 | 35 | 35 | 27 | 27 | 27 | 7 | 8 | 8 |
| Grand Port | 31 | 30 | 29 | 26 | 25 | 24 | 5 | 5 | 5 |
| Savanne | 20 | 20 | 20 | 17 | 17 | 17 | 3 | 3 | 3 |
| Plaines Wilhems | 63 | 60 | 60 | 47 | 44 | 44 | 16 | 16 | 16 |
| Moka | 25 | 25 | 25 | 21 | 21 | 21 | 4 | 4 | 4 |
| Black River | 13 | 13 | 13 | 10 | 10 | 10 | 3 | 3 | 3 |
| Island of Mauritius | 266 | 260 | 259 | 215 | 208 | 207 | 51 | 52 | 52 |
| Island of Rodrigues | 11 | 12 | 12 | 6 | 7 | 7 | 5 | 5 | 5 |
| Republic of Mauritius | 277 | 272 | 271 | 221 | 215 | 214 | 56 | 57 | 57 |

¹ excluding schools not providing a complete stream e.g those which cater only for standard VI

Table 8 - Distribution of primary schools ¹ by geographical district and number of pupils

| Geographical district | Number of pupils | | | | | | | | Total |
|-----------------------|------------------|-------------------|-------------------|-------------------|---------------------|-----------------------|-----------------------|-----|-------|
| | under 200 | 200 and under 400 | 400 and under 600 | 600 and under 800 | 800 and under 1,000 | 1,000 and under 1,200 | 1,200 and under 1,400 | | |
| Port Louis | 1 | 12 | 4 | 10 | 4 | 2 | 1 | 34 | |
| Pamplemousses | 6 | 4 | 5 | 3 | 4 | - | - | 22 | |
| Riviere du Rempart | 2 | 11 | 8 | 2 | 1 | 1 | - | 25 | |
| Flacq | 10 | 13 | 8 | 2 | - | 1 | 1 | 35 | |
| Grand Port | 7 | 11 | 9 | 3 | - | 1 | - | 31 | |
| Savanne | 5 | 9 | 4 | 2 | - | - | - | 20 | |
| Plaines Wilhems | 5 | 15 | 20 | 10 | 6 | 4 | 4 | 64 | |
| Moka | 14 | 6 | 3 | 1 | 1 | - | - | 25 | |
| Black River | 4 | 5 | 3 | 1 | - | - | - | 13 | |
| Island of Mauritius | 54 | 86 | 64 | 34 | 16 | 9 | 6 | 269 | |
| Island of Rodrigues | 2 | 4 | 2 | 3 | 1 | - | - | 12 | |
| Republic of Mauritius | 56 | 90 | 66 | 37 | 17 | 9 | 6 | 281 | |

¹ excluding schools not providing a complete stream e.g those which cater only for standard VI

Table 9 - Number of sections in primary schools ¹ by geographical district and standard

| Geographical district | Standard I | Standard II | Standard III | Standard IV | Standard V | Standard VI | Standard VI (repeaters only) | All Standards |
|-----------------------|------------|-------------|--------------|-------------|------------|-------------|------------------------------|---------------|
| Port Louis | 87 | 82 | 82 | 87 | 83 | 97 | 33 | 551 |
| Pamplemousses | 44 | 42 | 44 | 47 | 47 | 54 | 18 | 296 |
| Riviere du Rempart | 52 | 50 | 49 | 52 | 51 | 63 | 19 | 336 |
| Flacq | 61 | 61 | 64 | 63 | 66 | 76 | 27 | 418 |
| Grand Port | 51 | 55 | 51 | 57 | 60 | 70 | 30 | 374 |
| Savanne | 38 | 33 | 35 | 34 | 35 | 41 | 14 | 230 |
| Plaines Wilhems | 170 | 165 | 163 | 167 | 170 | 187 | 74 | 1,096 |
| Moka | 35 | 34 | 34 | 37 | 36 | 48 | 12 | 236 |
| Black River | 20 | 19 | 18 | 19 | 21 | 26 | 7 | 130 |
| Island of Mauritius | 558 | 541 | 540 | 563 | 569 | 662 | 234 | 3,667 |
| Island of Rodrigues | 26 | 26 | 26 | 31 | 31 | 35 | 13 | 188 |
| Republic of Mauritius | 584 | 567 | 566 | 594 | 600 | 697 | 247 | 3,855 |

¹ excluding schools not providing a complete stream e.g those which cater only for standard VI

Table 10 - Enrolment in primary schools ¹ by standard, type of administration and sex -- Island of Mauritius

| Standard | All Schools | | | Government Schools | | | Private Schools | | |
|--------------|-------------|--------|--------|--------------------|--------|--------|-----------------|--------|--------|
| | Both sexes | Male | Female | Both sexes | Male | Female | Both sexes | Male | Female |
| I | 18,538 | 9,244 | 9,294 | 14,286 | 7,248 | 7,038 | 4,252 | 1,996 | 2,256 |
| II | 17,538 | 8,963 | 8,575 | 13,480 | 6,961 | 6,519 | 4,058 | 2,002 | 2,056 |
| III | 17,658 | 8,940 | 8,718 | 13,411 | 6,800 | 6,611 | 4,247 | 2,140 | 2,107 |
| IV | 18,408 | 9,366 | 9,042 | 14,188 | 7,209 | 6,979 | 4,220 | 2,157 | 2,063 |
| V | 18,865 | 9,541 | 9,324 | 14,437 | 7,370 | 7,067 | 4,428 | 2,171 | 2,257 |
| VI | 19,932 | 10,082 | 9,850 | 15,425 | 7,825 | 7,600 | 4,507 | 2,257 | 2,250 |
| VI Repeaters | 9,063 | 4,622 | 4,441 | 7,194 | 3,699 | 3,495 | 1,869 | 923 | 946 |
| Total | 120,002 | 60,758 | 59,244 | 92,421 | 47,112 | 45,309 | 27,581 | 13,646 | 13,935 |

¹ including enrolment in schools not providing a complete stream

Table 11 - Enrolment in primary schools by standard, type of administration and sex -- Island of Rodrigues

| Standard | All schools | | | Government schools | | | Private schools | | |
|--------------|-------------|-------|--------|--------------------|-------|--------|-----------------|-------|--------|
| | Both sexes | Male | Female | Both sexes | Male | Female | Both sexes | Male | Female |
| I | 776 | 380 | 396 | 381 | 184 | 197 | 395 | 196 | 199 |
| II | 778 | 407 | 371 | 358 | 202 | 156 | 420 | 205 | 215 |
| III | 778 | 395 | 383 | 360 | 180 | 180 | 418 | 215 | 203 |
| IV | 886 | 443 | 443 | 400 | 200 | 200 | 486 | 243 | 243 |
| V | 877 | 444 | 433 | 395 | 199 | 196 | 482 | 245 | 237 |
| VI | 940 | 458 | 482 | 420 | 199 | 221 | 520 | 259 | 261 |
| VI Repeaters | 506 | 258 | 248 | 223 | 116 | 107 | 283 | 142 | 141 |
| Total | 5,541 | 2,785 | 2,756 | 2,537 | 1,280 | 1,257 | 3,004 | 1,505 | 1,499 |

Table 12 - Enrolment in primary schools ¹ by sex, geographical district and standard

Both Sexes

| Geographical district | Standard I | Standard II | Standard III | Standard IV | Standard V | Standard VI | Standard VI (repeaters only) | All Standards |
|-----------------------|------------|-------------|--------------|-------------|------------|-------------|------------------------------|---------------|
| Port Louis | 3,186 | 2,952 | 2,983 | 3,074 | 3,036 | 3,194 | 1,489 | 19,914 |
| Pamplemousses | 1,498 | 1,380 | 1,401 | 1,614 | 1,573 | 1,695 | 731 | 9,892 |
| Riviere du Rempart | 1,689 | 1,631 | 1,537 | 1,658 | 1,722 | 1,857 | 734 | 10,828 |
| Flacq | 1,946 | 1,923 | 2,021 | 2,086 | 2,038 | 2,216 | 983 | 13,213 |
| Grand Port | 1,691 | 1,641 | 1,624 | 1,753 | 1,812 | 1,926 | 985 | 11,432 |
| Savanne | 1,094 | 1,017 | 961 | 966 | 1,037 | 1,069 | 523 | 6,667 |
| Plaines Wilhems | 5,866 | 5,531 | 5,667 | 5,649 | 5,982 | 6,225 | 2,706 | 37,626 |
| Moka | 963 | 920 | 909 | 1,011 | 1,034 | 1,141 | 579 | 6,557 |
| Black River | 605 | 543 | 555 | 597 | 631 | 609 | 333 | 3,873 |
| Island of Mauritius | 18,538 | 17,538 | 17,658 | 18,408 | 18,865 | 19,932 | 9,063 | 120,002 |
| Island of Rodrigues | 776 | 778 | 778 | 886 | 877 | 940 | 506 | 5,541 |
| Republic of Mauritius | 19,314 | 18,316 | 18,436 | 19,294 | 19,742 | 20,872 | 9,569 | 125,543 |

¹ including enrolment in schools not providing a complete stream

Table 12 - Enrolment in primary schools ¹ by sex, geographical district and standard -- (cont 'd)

Male

| Geographical district | Standard I | Standard II | Standard III | Standard IV | Standard V | Standard VI | Standard VI (repeaters only) | All Standards |
|-----------------------|------------|-------------|--------------|-------------|------------|-------------|------------------------------|---------------|
| Port Louis | 1,639 | 1,470 | 1,524 | 1,544 | 1,562 | 1,623 | 756 | 10,118 |
| Pamplemousses | 766 | 735 | 719 | 795 | 802 | 813 | 380 | 5,010 |
| Riviere du Rempart | 858 | 845 | 734 | 848 | 899 | 936 | 403 | 5,523 |
| Flacq | 985 | 1,000 | 1,005 | 1,047 | 1,015 | 1,092 | 494 | 6,638 |
| Grand Port | 817 | 851 | 851 | 897 | 883 | 995 | 482 | 5,776 |
| Savanne | 548 | 489 | 502 | 478 | 517 | 548 | 294 | 3,376 |
| Plaines Wilhems | 2,874 | 2,823 | 2,853 | 2,911 | 3,047 | 3,217 | 1,344 | 19,069 |
| Moka | 469 | 469 | 468 | 541 | 499 | 578 | 291 | 3,315 |
| Black River | 288 | 281 | 284 | 305 | 317 | 280 | 178 | 1,933 |
| Island of Mauritius | 9,244 | 8,963 | 8,940 | 9,366 | 9,541 | 10,082 | 4,622 | 60,758 |
| Island of Rodrigues | 380 | 407 | 395 | 443 | 444 | 458 | 258 | 2,785 |
| Mauritius | 9,624 | 9,370 | 9,335 | 9,809 | 9,985 | 10,540 | 4,880 | 63,543 |

¹ including enrolment in schools not providing a complete stream

Table 12 - Enrolment in primary schools ¹ by sex, geographical district and standard -- (cont 'd)

Female

| Geographical district | Standard I | Standard II | Standard III | Standard IV | Standard V | Standard VI | Standard VI (repeaters only) | All Standards |
|-----------------------|------------|-------------|--------------|-------------|------------|-------------|------------------------------|---------------|
| Port Louis | 1,547 | 1,482 | 1,459 | 1,530 | 1,474 | 1,571 | 733 | 9,796 |
| Pamplemousses | 732 | 645 | 682 | 819 | 771 | 882 | 351 | 4,882 |
| Riviere du Rempart | 831 | 786 | 803 | 810 | 823 | 921 | 331 | 5,305 |
| Flacq | 961 | 923 | 1,016 | 1,039 | 1,023 | 1,124 | 489 | 6,575 |
| Grand Port | 874 | 790 | 773 | 856 | 929 | 931 | 503 | 5,656 |
| Savanne | 546 | 528 | 459 | 488 | 520 | 521 | 229 | 3,291 |
| Plaines Wilhems | 2,992 | 2,708 | 2,814 | 2,738 | 2,935 | 3,008 | 1,362 | 18,557 |
| Moka | 494 | 451 | 441 | 470 | 535 | 563 | 288 | 3,242 |
| Black River | 317 | 262 | 271 | 292 | 314 | 329 | 155 | 1,940 |
| Island of Mauritius | 9,294 | 8,575 | 8,718 | 9,042 | 9,324 | 9,850 | 4,441 | 59,244 |
| Island of Rodrigues | 396 | 371 | 383 | 443 | 433 | 482 | 248 | 2,756 |
| Republic of Mauritius | 9,690 | 8,946 | 9,101 | 9,485 | 9,757 | 10,332 | 4,689 | 62,000 |

¹ including enrolment in schools not providing a complete stream

Table 13 - Enrolment in government primary schools by sex, geographical district and standard

Both Sexes

| Geographical district | Standard I | Standard II | Standard III | Standard IV | Standard V | Standard VI | Standard VI (repeaters only) | All Standards |
|-----------------------|------------|-------------|--------------|-------------|------------|-------------|------------------------------|---------------|
| Port Louis | 2,239 | 1,993 | 2,043 | 2,073 | 2,023 | 2,202 | 1,050 | 13,623 |
| Pamplemousses | 1,469 | 1,362 | 1,389 | 1,596 | 1,551 | 1,670 | 716 | 9,753 |
| Riviere du Rempart | 1,436 | 1,412 | 1,326 | 1,449 | 1,494 | 1,637 | 653 | 9,407 |
| Flacq | 1,684 | 1,701 | 1,769 | 1,798 | 1,765 | 1,916 | 806 | 11,439 |
| Grand Port | 1,354 | 1,337 | 1,307 | 1,413 | 1,442 | 1,567 | 778 | 9,198 |
| Savanne | 977 | 926 | 856 | 862 | 910 | 959 | 467 | 5,957 |
| Plaines Wilhems | 3,810 | 3,514 | 3,521 | 3,670 | 3,857 | 4,010 | 1,972 | 24,354 |
| Moka | 778 | 749 | 722 | 809 | 847 | 924 | 460 | 5,289 |
| Black River | 539 | 486 | 478 | 518 | 548 | 540 | 292 | 3,401 |
| Island of Mauritius | 14,286 | 13,480 | 13,411 | 14,188 | 14,437 | 15,425 | 7,194 | 92,421 |
| Island of Rodrigues | 381 | 358 | 360 | 400 | 395 | 420 | 223 | 2,537 |
| Republic of Mauritius | 14,667 | 13,838 | 13,771 | 14,588 | 14,832 | 15,845 | 7,417 | 94,958 |

Table 13 - Enrolment in government primary schools by sex, geographical district and standard -- (cont'd)

Male

| Geographical district | Standard I | Standard II | Standard III | Standard IV | Standard V | Standard VI | Standard VI (repeaters only) | All Standards |
|-----------------------|------------|-------------|--------------|-------------|------------|-------------|------------------------------|---------------|
| Port Louis | 1,191 | 1,033 | 1,046 | 1,070 | 1,075 | 1,157 | 544 | 7,116 |
| Pamplemousses | 753 | 726 | 714 | 787 | 794 | 799 | 372 | 4,945 |
| Riviere du Rempart | 743 | 724 | 643 | 736 | 781 | 815 | 364 | 4,806 |
| Flacq | 870 | 903 | 872 | 905 | 866 | 952 | 381 | 5,749 |
| Grand Port | 650 | 696 | 685 | 710 | 713 | 837 | 384 | 4,675 |
| Savanne | 493 | 444 | 445 | 424 | 451 | 483 | 271 | 3,011 |
| Plaines Wilhems | 1,905 | 1,807 | 1,765 | 1,885 | 2,005 | 2,070 | 992 | 12,429 |
| Moka | 386 | 373 | 377 | 427 | 412 | 467 | 234 | 2,676 |
| Black River | 257 | 255 | 253 | 265 | 273 | 245 | 157 | 1,705 |
| Island of Mauritius | 7,248 | 6,961 | 6,800 | 7,209 | 7,370 | 7,825 | 3,699 | 47,112 |
| Island of Rodrigues | 184 | 202 | 180 | 200 | 199 | 199 | 116 | 1,280 |
| Republic of Mauritius | 7,432 | 7,163 | 6,980 | 7,409 | 7,569 | 8,024 | 3,815 | 48,392 |

Table 13 - Enrolment in government primary schools by sex, geographical district and standard -- (cont 'd)

Female

| Geographical district | Standard I | Standard II | Standard III | Standard IV | Standard V | Standard VI | Standard VI (repeaters only) | All Standards |
|-----------------------|------------|-------------|--------------|-------------|------------|-------------|------------------------------|---------------|
| Port Louis | 1,048 | 960 | 997 | 1,003 | 948 | 1,045 | 506 | 6,507 |
| Pamplemousses | 716 | 636 | 675 | 809 | 757 | 871 | 344 | 4,808 |
| Riviere du Rempart | 693 | 688 | 683 | 713 | 713 | 822 | 289 | 4,601 |
| Flacq | 814 | 798 | 897 | 893 | 899 | 964 | 425 | 5,690 |
| Grand Port | 704 | 641 | 622 | 703 | 729 | 730 | 394 | 4,523 |
| Savanne | 484 | 482 | 411 | 438 | 459 | 476 | 196 | 2,946 |
| Plaines Wilhems | 1,905 | 1,707 | 1,756 | 1,785 | 1,852 | 1,940 | 980 | 11,925 |
| Moka | 392 | 376 | 345 | 382 | 435 | 457 | 226 | 2,613 |
| Black River | 282 | 231 | 225 | 253 | 275 | 295 | 135 | 1,696 |
| Island of Mauritius | 7,038 | 6,519 | 6,611 | 6,979 | 7,067 | 7,600 | 3,495 | 45,309 |
| Island of Rodrigues | 197 | 156 | 180 | 200 | 196 | 221 | 107 | 1,257 |
| Republic of Mauritius | 7,235 | 6,675 | 6,791 | 7,179 | 7,263 | 7,821 | 3,602 | 46,566 |

Table 14 - Enrolment in private primary schools ¹ by sex, geographical district and standard

Both Sexes

| Geographical district | Standard I | Standard II | Standard III | Standard IV | Standard V | Standard VI | Standard VI (repeaters only) | All Standards |
|-----------------------|------------|-------------|--------------|-------------|------------|-------------|------------------------------|---------------|
| Port Louis | 947 | 959 | 940 | 1,001 | 1,013 | 992 | 439 | 6,291 |
| Pamplemousses | 29 | 18 | 12 | 18 | 22 | 25 | 15 | 139 |
| Riviere du Rempart | 253 | 219 | 211 | 209 | 228 | 220 | 81 | 1,421 |
| Flacq | 262 | 222 | 252 | 288 | 273 | 300 | 177 | 1,774 |
| Grand Port | 337 | 304 | 317 | 340 | 370 | 359 | 207 | 2,234 |
| Savanne | 117 | 91 | 105 | 104 | 127 | 110 | 56 | 710 |
| Plaines Wilhems | 2,056 | 2,017 | 2,146 | 1,979 | 2,125 | 2,215 | 734 | 13,272 |
| Moka | 185 | 171 | 187 | 202 | 187 | 217 | 119 | 1,268 |
| Black River | 66 | 57 | 77 | 79 | 83 | 69 | 41 | 472 |
| Island of Mauritius | 4,252 | 4,058 | 4,247 | 4,220 | 4,428 | 4,507 | 1,869 | 27,581 |
| Island of Rodrigues | 395 | 420 | 418 | 486 | 482 | 520 | 283 | 3,004 |
| Republic of Mauritius | 4,647 | 4,478 | 4,665 | 4,706 | 4,910 | 5,027 | 2,152 | 30,585 |

¹ including enrolment in schools not providing a complete stream

Table 14 - Enrolment in private primary schools¹ by sex, geographical district and standard -- (cont 'd)

Male

| Geographical district | Standard I | Standard II | Standard III | Standard IV | Standard V | Standard VI | Standard VI (repeaters only) | All Standards |
|-----------------------|------------|-------------|--------------|-------------|------------|-------------|------------------------------|---------------|
| Port Louis | 448 | 437 | 478 | 474 | 487 | 466 | 212 | 3,002 |
| Pamplemousses | 13 | 9 | 5 | 8 | 8 | 14 | 8 | 65 |
| Riviere du Rempart | 115 | 121 | 91 | 112 | 118 | 121 | 39 | 717 |
| Flacq | 115 | 97 | 133 | 142 | 149 | 140 | 113 | 889 |
| Grand Port | 167 | 155 | 166 | 187 | 170 | 158 | 98 | 1,101 |
| Savanne | 55 | 45 | 57 | 54 | 66 | 65 | 23 | 365 |
| Plaines Wilhems | 969 | 1,016 | 1,088 | 1,026 | 1,042 | 1,147 | 352 | 6,640 |
| Moka | 83 | 96 | 91 | 114 | 87 | 111 | 57 | 639 |
| Black River | 31 | 26 | 31 | 40 | 44 | 35 | 21 | 228 |
| Island of Mauritius | 1,996 | 2,002 | 2,140 | 2,157 | 2,171 | 2,257 | 923 | 13,646 |
| Island of Rodrigues | 196 | 205 | 215 | 243 | 245 | 259 | 142 | 1,505 |
| Republic of Mauritius | 2,192 | 2,207 | 2,355 | 2,400 | 2,416 | 2,516 | 1,065 | 15,151 |

¹ including enrolment in schools not providing a complete stream

Table 14 - Enrolment in private primary schools ¹ by sex, geographical district and standard -- (cont 'd)

Female

| Geographical district | Standard I | Standard II | Standard III | Standard IV | Standard V | Standard VI | Standard VI (repeaters only) | All Standards |
|-----------------------|------------|-------------|--------------|-------------|------------|-------------|------------------------------|---------------|
| Port Louis | 499 | 522 | 462 | 527 | 526 | 526 | 227 | 3,289 |
| Pamplemousses | 16 | 9 | 7 | 10 | 14 | 11 | 7 | 74 |
| Riviere du Rempart | 138 | 98 | 120 | 97 | 110 | 99 | 42 | 704 |
| Flacq | 147 | 125 | 119 | 146 | 124 | 160 | 64 | 885 |
| Grand Port | 170 | 149 | 151 | 153 | 200 | 201 | 109 | 1,133 |
| Savanne | 62 | 46 | 48 | 50 | 61 | 45 | 33 | 345 |
| Plaines Wilhems | 1,087 | 1,001 | 1,058 | 953 | 1,083 | 1,068 | 382 | 6,632 |
| Moka | 102 | 75 | 96 | 88 | 100 | 106 | 62 | 629 |
| Black River | 35 | 31 | 46 | 39 | 39 | 34 | 20 | 244 |
| Island of Mauritius | 2,256 | 2,056 | 2,107 | 2,063 | 2,257 | 2,250 | 946 | 13,935 |
| Island of Rodrigues | 199 | 215 | 203 | 243 | 237 | 261 | 141 | 1,499 |
| Republic of Mauritius | 2,455 | 2,271 | 2,310 | 2,306 | 2,494 | 2,511 | 1,087 | 15,434 |

¹ including enrolment in schools not providing a complete stream

Table 15 - Enrolment in primary schools ¹ by standard and sex -- Island of Mauritius, 1991 -- 1993

| Standard | 1991 | | | 1992 | | | 1993 | | |
|--------------|------------|--------|--------|------------|--------|--------|------------|--------|--------|
| | Both sexes | Male | Female | Both sexes | Male | Female | Both sexes | Male | Female |
| I | 17,661 | 8,895 | 8,766 | 17,500 | 8,912 | 8,588 | 18,538 | 9,244 | 9,294 |
| II | 18,469 | 9,406 | 9,063 | 17,550 | 8,827 | 8,723 | 17,538 | 8,963 | 8,575 |
| III | 18,996 | 9,639 | 9,357 | 18,410 | 9,355 | 9,055 | 17,658 | 8,940 | 8,718 |
| IV | 20,220 | 10,255 | 9,965 | 18,900 | 9,565 | 9,335 | 18,408 | 9,366 | 9,042 |
| V | 21,718 | 10,885 | 10,833 | 20,042 | 10,153 | 9,889 | 18,865 | 9,541 | 9,324 |
| VI Repeaters | 9,466 | 4,955 | 4,511 | 9,951 | 5,158 | 4,793 | 9,063 | 4,622 | 4,441 |
| Total | 129,154 | 65,468 | 63,686 | 123,931 | 62,757 | 61,174 | 120,002 | 60,758 | 59,244 |

¹ including enrolment in schools not providing a complete stream

Table 16 - Enrolment in primary schools by standard and sex -- Island of Rodrigues, 1991 -- 1993

| Standard | 1991 | | | 1992 | | | 1993 | | |
|--------------|------------|-------|--------|------------|-------|--------|------------|-------|--------|
| | Both sexes | Male | Female | Both sexes | Male | Female | Both sexes | Male | Female |
| I | 769 | 393 | 376 | 775 | 411 | 364 | 776 | 380 | 396 |
| II | 943 | 458 | 485 | 758 | 386 | 372 | 778 | 407 | 371 |
| III | 929 | 475 | 454 | 932 | 458 | 474 | 778 | 395 | 383 |
| IV | 1,017 | 493 | 524 | 906 | 460 | 446 | 886 | 443 | 443 |
| V | 1,041 | 512 | 529 | 974 | 470 | 504 | 877 | 444 | 433 |
| VI | 982 | 496 | 486 | 1,003 | 488 | 515 | 940 | 458 | 482 |
| VI Repeaters | 398 | 218 | 180 | 459 | 242 | 217 | 506 | 258 | 248 |
| Total | 6,079 | 3,045 | 3,034 | 5,807 | 2,915 | 2,892 | 5,541 | 2,785 | 2,756 |

Table 17 - Enrolment in primary schools ¹ by sex, age and standard -- Island of Mauritius
Both Sexes

| Age (in years) | Standard I | Standard II | Standard III | Standard IV | Standard V | Standard VI | Standard VI (repeaters only) | All Standards |
|-------------------|---------------|----------------|-----------------|----------------|---------------|----------------|------------------------------------|------------------|
| 5 | 13,943 | 8 | - | - | - | - | - | 13,951 |
| 6 | 4,586 | 13,102 | 12 | - | - | - | - | 17,700 |
| 7 | 9 | 4,401 | 13,005 | 8 | - | - | - | 17,423 |
| 8 | - | 26 | 4,612 | 13,546 | 2 | - | - | 18,186 |
| 9 | - | 1 | 26 | 4,788 | 13,807 | 204 | - | 18,826 |
| 10 | - | - | 1 | 63 | 5,018 | 14,549 | 241 | 19,872 |
| 11 | - | - | 2 | 3 | 36 | 5,099 | 6,854 | 11,994 |
| 12 | - | - | - | - | 1 | 74 | 1,965 | 2,040 |
| 13 and over | - | - | - | - | 1 | 6 | 3 | 10 |
| Total | 18,538 | 17,538 | 17,658 | 18,408 | 18,865 | 19,932 | 9,063 | 120,002 |

¹ including enrolment in schools not providing a complete stream

Table 17 - Enrolment in primary schools ¹ by sex, age and standard -- Island of Mauritius (cont'd)

Male

| Age (in years) | Standard I | Standard II | Standard III | Standard IV | Standard V | Standard VI | Standard VI (repeaters only) | All Standards |
|-------------------|---------------|----------------|-----------------|----------------|---------------|----------------|------------------------------------|------------------|
| 5 | 6,935 | 5 | - | - | - | - | - | 6,940 |
| 6 | 2,304 | 6,668 | 5 | - | - | - | - | 8,977 |
| 7 | 5 | 2,274 | 6,541 | 3 | - | - | - | 8,823 |
| 8 | - | 16 | 2,379 | 6,853 | - | - | - | 9,248 |
| 9 | - | - | 14 | 2,469 | 6,955 | 99 | - | 9,537 |
| 10 | - | - | - | 39 | 2,567 | 7,352 | 115 | 10,073 |
| 11 | - | - | 1 | 2 | 17 | 2,577 | 3,482 | 6,079 |
| 12 | - | - | - | - | 1 | 49 | 1,023 | 1,073 |
| 13 and over | - | - | - | - | 1 | 5 | 2 | 8 |
| Total | 9,244 | 8,963 | 8,940 | 9,366 | 9,541 | 10,082 | 4,622 | 60,758 |

¹ including enrolment in schools not providing a complete stream

Table 17 - Enrolment in primary schools ¹ by sex, age and standard -- Island of Mauritius (cont'd)

Female

| Age (in years) | Standard I | Standard II | Standard III | Standard IV | Standard V | Standard VI | Standard VI (repeaters only) | All Standards |
|-------------------|---------------|----------------|-----------------|----------------|---------------|----------------|------------------------------------|------------------|
| 5 | 7,008 | 3 | - | - | - | - | - | 7,011 |
| 6 | 2,282 | 6,434 | 7 | - | - | - | - | 8,723 |
| 7 | 4 | 2,127 | 6,464 | 5 | - | - | - | 8,600 |
| 8 | - | 10 | 2,233 | 6,693 | 2 | - | - | 8,938 |
| 9 | - | 1 | 12 | 2,319 | 6,852 | 105 | - | 9,289 |
| 10 | - | - | 1 | 24 | 2,451 | 7,197 | 126 | 9,799 |
| 11 | - | - | 1 | 1 | 19 | 2,522 | 3,372 | 5,915 |
| 12 | - | - | - | - | - | 25 | 942 | 967 |
| 13 and over | - | - | - | - | - | 1 | 1 | 2 |
| Total | 9,294 | 8,575 | 8,718 | 9,042 | 9,324 | 9,850 | 4,441 | 59,244 |

¹ including enrolment in schools not providing a complete stream

Table 18 - Enrolment in primary schools by sex, age and standard -- Island of Rodrigues

Both Sexes

| Age (in years) | Standard I | Standard II | Standard III | Standard IV | Standard V | Standard VI | Standard VI (repeaters only) | All Standards |
|-------------------|---------------|----------------|-----------------|----------------|---------------|----------------|------------------------------------|------------------|
| 5 | 585 | - | - | - | - | - | - | 585 |
| 6 | 191 | 575 | - | - | - | - | - | 766 |
| 7 | - | 201 | 559 | - | - | - | - | 760 |
| 8 | - | 2 | 214 | 555 | - | - | - | 771 |
| 9 | - | - | 5 | 248 | 674 | - | - | 927 |
| 10 | - | - | - | 83 | 197 | 660 | - | 940 |
| 11 | - | - | - | - | 6 | 276 | 375 | 657 |
| 12 | - | - | - | - | - | 4 | 131 | 135 |
| Total | 776 | 778 | 778 | 886 | 877 | 940 | 506 | 5,541 |

Table 18 - Enrolment in primary schools by sex, age and standard -- Island of Rodrigues (cont'd)

Male

| Age (in years) | Standard I | Standard II | Standard III | Standard IV | Standard V | Standard VI | Standard VI (repeaters only) | All Standards |
|-------------------|---------------|----------------|-----------------|----------------|---------------|----------------|------------------------------------|------------------|
| 5 | 287 | - | - | - | - | - | - | 287 |
| 6 | 93 | 297 | - | - | - | - | - | 390 |
| 7 | - | 108 | 278 | - | - | - | - | 386 |
| 8 | - | 2 | 113 | 270 | - | - | - | 385 |
| 9 | - | - | 4 | 132 | 344 | - | - | 480 |
| 10 | - | - | - | 41 | 99 | 297 | - | 437 |
| 11 | - | - | - | - | 1 | 160 | 187 | 348 |
| 12 | - | - | - | - | - | 1 | 71 | 72 |
| Total | 380 | 407 | 395 | 443 | 444 | 458 | 258 | 2,785 |

Table 18 - Enrolment in primary schools by sex, age and standard -- Island of Rodrigues (cont'd)

Female

| Age (in years) | Standard I | Standard II | Standard III | Standard IV | Standard V | Standard VI | Standard VI (repeaters only) | All Standards |
|-------------------|---------------|----------------|-----------------|----------------|---------------|----------------|------------------------------------|------------------|
| 5 | 298 | - | - | - | - | - | - | 298 |
| 6 | 98 | 278 | - | - | - | - | - | 376 |
| 7 | - | 93 | 281 | - | - | - | - | 374 |
| 8 | - | - | 101 | 285 | - | - | - | 386 |
| 9 | - | - | 1 | 116 | 330 | - | - | 447 |
| 10 | - | - | - | 42 | 98 | 363 | - | 503 |
| 11 | - | - | - | - | 5 | 116 | 188 | 309 |
| 12 | - | - | - | - | - | 3 | 60 | 63 |
| Total | 396 | 371 | 383 | 443 | 433 | 482 | 248 | 2,756 |

Table 19 - Number and percentage of pupils in primary schools ¹ by Asian language studied and standard

Island of Mauritius

| Standard | I | | II | | III | | IV | | V | | VI (including repeaters) | | Total | |
|------------------------|--------|------|--------|------|--------|------|--------|------|--------|------|--------------------------|------|---------|------|
| | Number | % | Number | % | Number | % | Number | % | Number | % | Number | % | Number | % |
| Total number of pupils | 18,538 | | 17,538 | | 17,658 | | 18,408 | | 18,865 | | 28,995 | | 120,002 | |
| Asian language | | | | | | | | | | | | | | |
| Hindi | 7,430 | 40.1 | 6,952 | 39.6 | 7,042 | 39.9 | 7,440 | 40.4 | 7,700 | 40.8 | 12,203 | 42.1 | 48,767 | 40.6 |
| Urdu | 2,609 | 14.1 | 2,405 | 13.7 | 2,381 | 13.5 | 2,461 | 13.4 | 2,704 | 14.3 | 3,915 | 13.5 | 16,475 | 13.7 |
| Tamil | 1,132 | 6.1 | 1,120 | 6.4 | 1,105 | 6.3 | 1,221 | 6.6 | 1,184 | 6.3 | 1,816 | 6.3 | 7,578 | 6.3 |
| Telegu | 423 | 2.3 | 406 | 2.3 | 416 | 2.4 | 445 | 2.4 | 407 | 2.2 | 602 | 2.1 | 2,699 | 2.2 |
| Marathi | 303 | 1.6 | 297 | 1.7 | 283 | 1.6 | 316 | 1.7 | 331 | 1.8 | 502 | 1.7 | 2,032 | 1.7 |
| Arabic | 489 | 2.6 | 538 | 3.1 | 523 | 3.0 | 565 | 3.1 | 374 | 2.0 | 469 | 1.6 | 2,958 | 2.5 |
| Mandarin | 278 | 1.5 | 231 | 1.3 | 230 | 1.3 | 214 | 1.2 | 186 | 1.0 | 134 | 0.5 | 1,273 | 1.1 |
| All Asian languages | 12,664 | 68.3 | 11,949 | 68.1 | 11,980 | 67.8 | 12,662 | 68.8 | 12,886 | 68.3 | 19,641 | 67.7 | 81,782 | 68.2 |

¹ including enrolment in schools not providing a complete stream

Table 20 - Number and percentage of pupils in government primary schools by Asian language studied and standard

Island of Mauritius

| Standard | I | | II | | III | | IV | | V | | VI (including repeaters) | | Total | |
|------------------------|--------|------|--------|------|--------|------|--------|------|--------|------|--------------------------|------|--------|------|
| | Number | % | Number | % | Number | % | Number | % | Number | % | Number | % | Number | % |
| Total number of pupils | 14,286 | | 13,480 | | 13,411 | | 14,188 | | 14,437 | | 22,619 | | 92,421 | |
| Asian language | | | | | | | | | | | | | | |
| Hindi | 6,545 | 45.8 | 6,122 | 45.4 | 6,184 | 46.1 | 6,590 | 46.4 | 6,866 | 47.6 | 10,917 | 48.3 | 43,224 | 46.8 |
| Urdu | 2,093 | 14.7 | 1,925 | 14.3 | 1,885 | 14.1 | 1,946 | 13.7 | 2,102 | 14.6 | 3,120 | 13.8 | 13,071 | 14.1 |
| Tamil | 935 | 6.5 | 922 | 6.8 | 879 | 6.6 | 990 | 7.0 | 965 | 6.7 | 1,488 | 6.6 | 6,179 | 6.7 |
| Telegu | 391 | 2.7 | 377 | 2.8 | 385 | 2.9 | 402 | 2.8 | 369 | 2.6 | 544 | 2.4 | 2,468 | 2.7 |
| Marathi | 248 | 1.7 | 249 | 1.8 | 234 | 1.7 | 256 | 1.8 | 282 | 2.0 | 428 | 1.9 | 1,697 | 1.8 |
| Arabic | 430 | 3.0 | 449 | 3.3 | 419 | 3.1 | 480 | 3.4 | 310 | 2.1 | 421 | 1.9 | 2,509 | 2.7 |
| Mandarin | 61 | 0.4 | 40 | 0.3 | 35 | 0.3 | 41 | 0.3 | 44 | 0.3 | 29 | 0.1 | 250 | 0.3 |
| All Asian languages | 10,703 | 74.9 | 10,084 | 74.8 | 10,021 | 74.7 | 10,705 | 75.5 | 10,938 | 75.8 | 16,947 | 74.9 | 69,398 | 75.1 |

Table 21 - Number and percentage of pupils in private primary schools ¹ by, Asian language studied and standard

Island of Mauritius

| Standard | I | | II | | III | | IV | | V | | VI (including repeaters) | | Total | |
|------------------------|--------|------|--------|------|--------|------|--------|------|--------|------|--------------------------|------|--------|------|
| | Number | % | Number | % | Number | % | Number | % | Number | % | Number | % | Number | % |
| Total number of pupils | 4,252 | | 4,058 | | 4,247 | | 4,220 | | 4,428 | | 6,376 | | 27,581 | |
| Asian language | | | | | | | | | | | | | | |
| Hindi | 885 | 20.8 | 830 | 20.5 | 858 | 20.2 | 850 | 20.1 | 834 | 18.8 | 1,286 | 20.2 | 5,543 | 20.1 |
| Urdu | 516 | 12.1 | 480 | 11.8 | 496 | 11.7 | 515 | 12.2 | 602 | 13.6 | 795 | 12.5 | 3,404 | 12.3 |
| Tamil | 197 | 4.6 | 198 | 4.9 | 226 | 5.3 | 231 | 5.5 | 219 | 4.9 | 328 | 5.1 | 1,399 | 5.1 |
| Telegu | 32 | 0.8 | 29 | 0.7 | 31 | 0.7 | 43 | 1.0 | 38 | 0.9 | 58 | 0.9 | 231 | 0.8 |
| Marathi | 55 | 1.3 | 48 | 1.2 | 49 | 1.2 | 60 | 1.4 | 49 | 1.1 | 74 | 1.2 | 335 | 1.2 |
| Arabic | 59 | 1.4 | 89 | 2.2 | 104 | 2.4 | 85 | 2.0 | 64 | 1.4 | 48 | 0.8 | 449 | 1.6 |
| Mandarin | 217 | 5.1 | 191 | 4.7 | 195 | 4.6 | 173 | 4.1 | 142 | 3.2 | 105 | 1.6 | 1,023 | 3.7 |
| All Asian languages | 1,961 | 46.1 | 1,865 | 46.0 | 1,959 | 46.1 | 1,957 | 46.4 | 1,948 | 44.0 | 2,694 | 42.3 | 12,384 | 44.9 |

¹ including enrolment in schools not providing a complete stream

Table 22 - Primary enrolment and enrolment ratio ¹ by sex, 1984 -- 1993 (Island of Mauritius)

| Year | Male | | Female | | Both Sexes | |
|-------------------|-----------|-----------------|-----------|-----------------|------------|-----------------|
| | Enrolment | Enrolment Ratio | Enrolment | Enrolment Ratio | Enrolment | Enrolment Ratio |
| 1984 | 65,574 | 106 | 64,170 | 108 | 129,744 | 107 |
| 1985 | 68,367 | 106 | 66,645 | 107 | 135,012 | 106 |
| 1986 | 70,342 | 105 | 68,423 | 108 | 138,765 | 107 |
| 1987 | 69,824 | 103 | 68,111 | 105 | 137,935 | 104 |
| 1988 | 67,988 | 99 | 66,148 | 100 | 134,136 | 100 |
| 1989 | 66,698 | 98 | 64,928 | 101 | 131,626 | 99 |
| 1990 | 66,431 | 103 | 64,772 | 103 | 131,203 | 103 |
| 1991 | 65,468 | 106 | 63,686 | 106 | 129,154 | 106 |
| 1992 | 62,757 | 106 | 61,174 | 107 | 123,931 | 107 |
| 1993 ² | 60,758 | 101 | 59,244 | 103 | 12,002 | 102 |

¹ Number of students enrolled per 100 population aged 6 to 11 years

² Provisional

Table 23 - Employment in primary schools by sex , geographical district and occupational status

Both Sexes

| Geographical District | Head Teacher | Deputy Teacher | Head Teacher | Teacher General Purpose ¹ | Teacher, Asian language ¹ | | | | | | | | School clerk | Caretaker | Labourer | Other | TOTAL |
|-----------------------|--------------|----------------|--------------|--------------------------------------|--------------------------------------|-------|------|-------|--------|---------|--------|----------|--------------|-----------|----------|-------|-------|
| | | | | | Total | Hindi | Urdu | Tamil | Telegu | Marathi | Arabic | Mandarin | | | | | |
| Port Louis | 33 | 26 | 26 | 594 | 228 | 77 | 92 | 32 | 6 | 1 | 13 | 7 | 28 | 77 | 99 | - | 1,085 |
| Pamplemousses | 22 | 16 | 16 | 311 | 188 | 131 | 34 | 14 | 8 | - | 1 | - | 17 | 45 | 76 | 2 | 677 |
| Riv. du Rempart | 24 | 21 | 21 | 352 | 201 | 123 | 32 | 22 | 24 | - | - | - | 22 | 62 | 115 | 5 | 802 |
| Flacq | 32 | 17 | 17 | 437 | 258 | 160 | 53 | 20 | 13 | 10 | 2 | - | 28 | 57 | 120 | 1 | 950 |
| Grand Port | 30 | 10 | 10 | 408 | 160 | 70 | 34 | 20 | 20 | 14 | 2 | - | 28 | 72 | 93 | - | 801 |
| Savanne | 20 | 7 | 7 | 247 | 104 | 32 | 24 | 20 | 16 | 7 | 5 | - | 13 | 44 | 42 | 1 | 478 |
| Plaines Wilhems | 62 | 46 | 46 | 1,328 | 380 | 133 | 103 | 69 | 25 | 37 | 9 | 4 | 61 | 137 | 207 | 13 | 2,234 |
| Moka | 25 | 8 | 8 | 249 | 119 | 55 | 30 | 16 | 11 | 7 | - | - | 16 | 33 | 68 | - | 518 |
| Black River | 13 | 2 | 2 | 137 | 30 | 20 | 1 | 2 | - | 7 | - | - | 9 | 21 | 36 | 2 | 250 |
| Island of Mauritius | 261 | 153 | 153 | 4,063 | 1,668 | 801 | 403 | 215 | 123 | 83 | 32 | 11 | 222 | 548 | 856 | 24 | 7,795 |
| Island of Rodrigues | 10 | 14 | 14 | 200 | - | - | - | - | - | - | - | - | 9 | 26 | 58 | 5 | 322 |
| Republic of Mauritius | 271 | 167 | 167 | 4,263 | 1,668 | 801 | 403 | 215 | 123 | 83 | 32 | 11 | 231 | 574 | 914 | 29 | 8,117 |

¹ including floating teachers

Table 23 - Employment in primary schools by sex, geographical district and occupational status (cont'd)

Male

| Geographical District | Head Teacher | Deputy | Head Teacher | Teacher General Purpose | Teacher, Asian language ¹ | | | | | | | | School clerk | Caretaker | Labourer | Other | TOTAL |
|-----------------------|--------------|--------|--------------|-------------------------|--------------------------------------|-------|------|-------|--------|---------|--------|----------|--------------|-----------|----------|-------|-------|
| | | | | | Total | Hindi | Urdu | Tamil | Telegu | Marathi | Arabic | Mandarin | | | | | |
| Port Louis | 23 | | 23 | 311 | 119 | 50 | 45 | 13 | 4 | - | 7 | - | 16 | 71 | 99 | - | 662 |
| Pamplemousses | 17 | | 14 | 185 | 108 | 75 | 20 | 6 | 6 | - | 1 | - | 11 | 44 | 75 | 1 | 455 |
| Riv. du Rempart | 18 | | 20 | 221 | 120 | 79 | 18 | 12 | 11 | - | - | - | 11 | 60 | 114 | - | 564 |
| Flacq | 25 | | 14 | 273 | 162 | 99 | 36 | 14 | 5 | 6 | 2 | - | 18 | 56 | 115 | 1 | 664 |
| Grand Port | 23 | | 10 | 241 | 93 | 40 | 22 | 10 | 10 | 10 | 1 | - | 20 | 69 | 90 | - | 546 |
| Savanne | 15 | | 4 | 168 | 72 | 21 | 22 | 13 | 11 | 4 | 1 | - | 8 | 44 | 42 | - | 353 |
| Plaines Wilhems | 38 | | 26 | 572 | 139 | 45 | 49 | 25 | 4 | 11 | 4 | 1 | 27 | 127 | 196 | 2 | 1,127 |
| Moka | 13 | | 3 | 138 | 63 | 28 | 16 | 9 | 6 | 4 | - | - | 8 | 32 | 68 | - | 325 |
| Black River | 7 | | 2 | 59 | 17 | 13 | 1 | 1 | - | 2 | - | - | 7 | 20 | 36 | 1 | 149 |
| Island of Mauritius | 179 | | 116 | 2,168 | 893 | 450 | 229 | 103 | 57 | 37 | 16 | 1 | 126 | 523 | 835 | 5 | 4,845 |
| Island of Rodrigues | 6 | | 5 | 91 | - | - | - | - | - | - | - | - | 3 | 26 | 55 | 5 | 191 |
| Republic of Mauritius | 185 | | 121 | 2,259 | 893 | 450 | 229 | 103 | 57 | 37 | 16 | 1 | 129 | 549 | 890 | 10 | 5,036 |

¹ including floating teachers

Table 23 - Employment in primary schools by sex , geographical district and occupational status (cont'd)

Female

| Geographical District | Head Teacher | Deputy | Head Teacher | General Purpose Teacher | Teacher, Asian language | | | | | | | | School clerk | Caretaker | Labourer | Other | TOTAL |
|-----------------------|--------------|--------|--------------|-------------------------|-------------------------|-------|------|-------|--------|---------|--------|----------|--------------|-----------|----------|-------|-------|
| | | | | | Total | Hindi | Urdu | Tamil | Telegu | Marathi | Arabic | Mandarin | | | | | |
| Port Louis | 10 | 3 | 3 | 283 | 109 | 27 | 47 | 19 | 2 | 1 | 6 | 7 | 12 | 6 | - | - | 423 |
| Pamplemousses | 5 | 2 | 2 | 126 | 80 | 56 | 14 | 8 | 2 | - | - | - | 6 | 1 | 1 | 1 | 222 |
| Riv. du Rempart | 6 | 1 | 1 | 131 | 81 | 44 | 14 | 10 | 13 | - | - | - | 11 | 2 | 1 | 5 | 238 |
| Flacq | 7 | 3 | 3 | 164 | 96 | 61 | 17 | 6 | 8 | 4 | - | - | 10 | 1 | 5 | - | 286 |
| Grand Port | 7 | - | - | 167 | 67 | 30 | 12 | 10 | 10 | 4 | 1 | - | 8 | 3 | 3 | - | 255 |
| Savanne | 5 | 3 | 3 | 79 | 32 | 11 | 2 | 7 | 5 | 3 | 4 | - | 5 | - | - | 1 | 125 |
| Plaines Wilhems | 24 | 20 | 20 | 756 | 241 | 88 | 54 | 44 | 21 | 26 | 5 | 3 | 34 | 10 | 11 | 11 | 1,107 |
| Moka | 12 | 5 | 5 | 111 | 56 | 27 | 14 | 7 | 5 | 3 | - | - | 8 | 1 | - | - | 193 |
| Black River | 6 | - | - | 78 | 13 | 7 | - | 1 | - | 5 | - | - | 2 | 1 | - | 1 | 101 |
| Island of Mauritius | 82 | 37 | 37 | 1,895 | 775 | 351 | 174 | 112 | 66 | 46 | 16 | 10 | 96 | 25 | 21 | 19 | 2,950 |
| Island of Rodrigues | 4 | 9 | 9 | 109 | - | - | - | - | - | - | - | - | 6 | - | 3 | - | 131 |
| Republic of Mauritius | 86 | 46 | 46 | 2,004 | 775 | 351 | 174 | 112 | 66 | 46 | 16 | 10 | 102 | 25 | 24 | 19 | 3,081 |

including floating teachers

Table 24 - Employment in government primary schools by sex , geographical district and occupational status

Both Sexes

| Geographical District | Head Teacher | Deputy | Head Teacher | Teacher General Purpose ¹ | Teacher, Asian language ¹ | | | | | | | | School clerk | Caretaker | Labourer | Other | TOTAL |
|-----------------------|--------------|--------|--------------|--------------------------------------|--------------------------------------|-------|------|-------|--------|---------|--------|----------|--------------|-----------|----------|-------|-------|
| | | | | | Total | Hindi | Urdu | Tamil | Telegu | Marathi | Arabic | Mandarin | | | | | |
| Port Louis | 26 | 20 | 434 | 174 | 64 | 67 | 24 | 6 | 1 | 10 | 2 | 21 | 59 | 76 | - | 810 | |
| Pamplemousses | 21 | 16 | 304 | 184 | 128 | 33 | 14 | 8 | - | 1 | - | 17 | 44 | 73 | 2 | 661 | |
| Riv. du Rempart | 20 | 21 | 297 | 189 | 116 | 30 | 19 | 24 | - | - | - | 19 | 56 | 105 | - | 707 | |
| Flacq | 25 | 16 | 363 | 227 | 139 | 49 | 16 | 12 | 9 | 2 | - | 25 | 46 | 98 | 1 | 801 | |
| Grand Port | 25 | 10 | 338 | 137 | 60 | 28 | 17 | 17 | 13 | 2 | - | 23 | 59 | 78 | - | 670 | |
| Savanne | 17 | 7 | 217 | 97 | 30 | 23 | 18 | 15 | 6 | 5 | - | 11 | 39 | 36 | 1 | 425 | |
| Plaines Wilhems | 47 | 33 | 926 | 285 | 105 | 73 | 50 | 20 | 30 | 7 | - | 41 | 103 | 156 | 1 | 1,592 | |
| Moka | 21 | 7 | 206 | 103 | 49 | 26 | 12 | 9 | 7 | - | - | 14 | 27 | 59 | - | 437 | |
| Black River | 10 | 2 | 116 | 27 | 19 | 1 | 2 | - | 5 | - | - | 7 | 17 | 28 | 2 | 209 | |
| Island of Mauritius | 212 | 132 | 3,201 | 1,423 | 710 | 330 | 172 | 111 | 71 | 27 | 2 | 178 | 450 | 709 | 7 | 6,312 | |
| Island of Rodrigues | 6 | 6 | 94 | - | - | - | - | - | - | - | - | 4 | 12 | 28 | 4 | 154 | |
| Republic of Mauritius | 218 | 138 | 3,295 | 1,423 | 710 | 330 | 172 | 111 | 71 | 27 | 2 | 182 | 462 | 737 | 11 | 6,466 | |

¹ including floating teachers

Table 24 - Employment in government primary schools by sex , geographical district and occupational status (cont'd)

Male

| Geographical District | Head Teacher | Deputy Head Teacher | Teacher ¹ | General Purpose ¹ | Teacher, Asian language ¹ | | | | | | | | School clerk | Caretaker | Labourer | Other | TOTAL |
|-----------------------|--------------|---------------------|----------------------|------------------------------|--------------------------------------|-------|------|-------|--------|---------|--------|----------|--------------|-----------|----------|-------|-------|
| | | | | | Total | Hindi | Urdu | Tamil | Telegu | Marathi | Arabic | Mandarin | | | | | |
| Port Louis | 20 | 17 | 255 | 103 | 48 | 35 | 12 | 4 | 4 | - | 4 | - | 12 | 56 | 76 | - | 539 |
| Pamplemousses | 17 | 14 | 184 | 107 | 74 | 20 | 6 | 6 | 1 | - | 1 | - | 11 | 43 | 72 | 1 | 449 |
| Riv. du Rempart | 16 | 20 | 205 | 113 | 75 | 17 | 10 | 11 | - | - | - | - | 11 | 54 | 104 | - | 523 |
| Flacq | 22 | 13 | 248 | 138 | 83 | 33 | 10 | 5 | 5 | 2 | - | - | 17 | 45 | 94 | 1 | 578 |
| Grand Port | 18 | 10 | 209 | 82 | 35 | 19 | 8 | 9 | 10 | 1 | - | - | 18 | 56 | 75 | - | 468 |
| Savanne | 14 | 4 | 151 | 65 | 19 | 21 | 11 | 10 | 3 | 1 | - | - | 7 | 39 | 36 | - | 316 |
| Plaines Wilhems | 30 | 22 | 468 | 112 | 38 | 38 | 20 | 4 | 10 | 2 | - | - | 19 | 97 | 151 | - | 899 |
| Moka | 13 | 3 | 128 | 56 | 26 | 15 | 5 | 6 | 4 | - | - | - | 7 | 26 | 59 | - | 292 |
| Black River | 6 | 2 | 51 | 16 | 13 | 1 | 1 | - | 1 | - | - | - | 5 | 16 | 28 | 1 | 125 |
| Island of Mauritius | 156 | 105 | 1,899 | 792 | 411 | 199 | 83 | 55 | 33 | 11 | - | - | 107 | 432 | 695 | 3 | 4,189 |
| Island of Rodrigues | 4 | 2 | 46 | - | - | - | - | - | - | - | - | - | - | 12 | 27 | 4 | 95 |
| Republic of Mauritius | 160 | 107 | 1,945 | 792 | 411 | 199 | 83 | 55 | 33 | 11 | - | - | 107 | 444 | 722 | 7 | 4,284 |

¹ including floating teachers

Table 24 - Employment in government primary schools by sex , geographical district and occupational status (cont'd)

Female

| Geographical District | Head Teacher | Deputy | Head Teacher | Teacher | General Purpose | Teacher, Asian language ¹ | | | | | | | | School clerk | Caretaker | Labourer | Other | TOTAL |
|-----------------------|--------------|--------|--------------|---------|-----------------|--------------------------------------|-------|------|-------|--------|---------|--------|----------|--------------|-----------|----------|-------|-------|
| | | | | | | Total | Hindi | Urdu | Tamil | Telegu | Marathi | Arabic | Mandarin | | | | | |
| Port Louis | 6 | 3 | 3 | 179 | 71 | 16 | 32 | 12 | 2 | 1 | 6 | 2 | 9 | 3 | - | - | 271 | |
| Pamplemousses | 4 | 2 | 2 | 120 | 77 | 54 | 13 | 8 | 2 | - | - | - | 6 | 1 | 1 | 1 | 212 | |
| Riv. du Rempart | 4 | 1 | 1 | 92 | 76 | 41 | 13 | 9 | 13 | - | - | - | 8 | 2 | 1 | - | 184 | |
| Flacq | 3 | 3 | 3 | 115 | 89 | 56 | 16 | 6 | 7 | 4 | - | - | 8 | 1 | 4 | - | 223 | |
| Grand Port | 7 | - | - | 129 | 55 | 25 | 9 | 9 | 8 | 3 | 1 | - | 5 | 3 | 3 | - | 202 | |
| Savanne | 3 | 3 | 3 | 66 | 32 | 11 | 2 | 7 | 5 | 3 | 4 | - | 4 | - | - | 1 | 109 | |
| Plaines Wilhems | 17 | 11 | 11 | 458 | 173 | 67 | 35 | 30 | 16 | 20 | 5 | - | 22 | 6 | 5 | 1 | 693 | |
| Moka | 8 | 4 | 4 | 78 | 47 | 23 | 11 | 7 | 3 | 3 | - | - | 7 | 1 | - | - | 145 | |
| Black River | 4 | - | - | 65 | 11 | 6 | - | 1 | - | 4 | - | - | 2 | 1 | - | 1 | 84 | |
| Island of Mauritius | 56 | 27 | 27 | 1,302 | 631 | 299 | 131 | 89 | 56 | 38 | 16 | 2 | 71 | 18 | 14 | 4 | 2,123 | |
| Island of Rodrigues | 2 | 4 | 4 | 48 | - | - | - | - | - | - | - | - | 4 | - | 1 | - | 59 | |
| Republic of Mauritius | 58 | 31 | 31 | 1,350 | 631 | 299 | 131 | 89 | 56 | 38 | 16 | 2 | 75 | 18 | 15 | 4 | 2,182 | |

¹ including floating teachers

Table 25 - Employment in private primary schools by sex , geographical district and occupational status

Both Sexes

| Geographical District | Head Teacher | Deputy | Head Teacher | Teacher | General Purpose ¹ | Teacher, Asian language ¹ | | | | | | | | School clerk | Caretaker | Labourer | Other | TOTAL |
|-----------------------|--------------|--------|--------------|---------|------------------------------|--------------------------------------|-------|------|-------|--------|---------|--------|----------|--------------|-----------|----------|-------|-------|
| | | | | | | Total | Hindi | Urdu | Tamil | Telegu | Marathi | Arabic | Mandarin | | | | | |
| Port Louis | 7 | 6 | 6 | 160 | 54 | 13 | 25 | 8 | - | - | - | 3 | 5 | 7 | 18 | 23 | - | 275 |
| Pamplemousses | 1 | - | - | 7 | 4 | 3 | 1 | - | - | - | - | - | - | - | 1 | 3 | - | 16 |
| Riv. du Rempart | 4 | - | - | 55 | 12 | 7 | 2 | 3 | - | - | - | - | - | 3 | 6 | 10 | 5 | 95 |
| Flacq | 7 | 1 | 1 | 74 | 31 | 21 | 4 | 4 | 1 | 1 | 1 | - | - | 3 | 11 | 22 | - | 149 |
| Grand Port | 5 | - | - | 70 | 23 | 10 | 6 | 3 | 3 | 1 | 1 | - | - | 5 | 13 | 15 | - | 131 |
| Savanne | 3 | - | - | 30 | 7 | 2 | 1 | 2 | 1 | 1 | 1 | - | - | 2 | 5 | 6 | - | 53 |
| Plaines Wilhems | 15 | 13 | 13 | 402 | 95 | 28 | 30 | 19 | 5 | 7 | 2 | 4 | 20 | 34 | 51 | 12 | 642 | |
| Moka | 4 | 1 | 1 | 43 | 16 | 6 | 4 | 4 | 2 | - | - | - | 2 | 6 | 9 | - | 81 | |
| Black River | 3 | - | - | 21 | 3 | 1 | - | - | - | 2 | - | - | 2 | 4 | 8 | - | 41 | |
| Island of Mauritius | 49 | 21 | 21 | 862 | 245 | 91 | 73 | 43 | 12 | 12 | 5 | 9 | 44 | 98 | 147 | 17 | 1,483 | |
| Island of Rodrigues | 4 | 8 | 8 | 106 | - | - | - | - | - | - | - | - | 5 | 14 | 30 | 1 | 168 | |
| Republic of Mauritius | 53 | 29 | 29 | 968 | 245 | 91 | 73 | 43 | 12 | 12 | 5 | 9 | 49 | 112 | 177 | 18 | 1,651 | |

¹ including floating teachers

Table 25 - Employment in private primary schools by sex , geographical district and occupational status (cont'd)

Male

| Geographical District | Head Teacher | Deputy Teacher | Head Teacher | Teacher General Purpose ¹ | Teacher, Asian language ¹ | | | | | | | | School clerk | Caretaker | Labourer | Other | TOTAL |
|-----------------------|--------------|----------------|--------------|--------------------------------------|--------------------------------------|-------|------|-------|--------|---------|--------|----------|--------------|-----------|----------|-------|-------|
| | | | | | Total | Hindi | Urdu | Tamil | Telegu | Marathi | Arabic | Mandarin | | | | | |
| Port Louis | 3 | 6 | 56 | 16 | 2 | 10 | 1 | 1 | 1 | 4 | 15 | 23 | - | 123 | | | |
| Pamplemousses | - | - | 1 | 1 | 1 | - | - | - | - | - | 1 | 3 | - | 6 | | | |
| Riv. du Rempart | 2 | - | 16 | 7 | 4 | 1 | 2 | - | - | - | 6 | 10 | - | 41 | | | |
| Flacq | 3 | 1 | 25 | 24 | 16 | 3 | 4 | - | 1 | 1 | 11 | 21 | - | 86 | | | |
| Grand Port | 5 | - | 32 | 11 | 5 | 3 | 2 | 1 | - | 2 | 13 | 15 | - | 78 | | | |
| Savanne | 1 | - | 17 | 7 | 2 | 1 | 2 | 1 | 1 | 1 | 5 | 6 | - | 37 | | | |
| Plaines Wilhems | 8 | 4 | 104 | 27 | 7 | 11 | 5 | - | 1 | 2 | 30 | 45 | 2 | 228 | | | |
| Moka | - | - | 10 | 7 | 2 | 1 | 4 | - | - | 1 | 6 | 9 | - | 33 | | | |
| Black River | 1 | - | 8 | 1 | - | - | - | - | 1 | 2 | 4 | 8 | - | 24 | | | |
| Island of Mauritius | 23 | 11 | 269 | 101 | 39 | 30 | 20 | 2 | 4 | 5 | 19 | 140 | 2 | 656 | | | |
| Island of Rodrigues | 2 | 3 | 45 | - | - | - | - | - | - | - | 3 | 28 | 1 | 96 | | | |
| Republic of Mauritius | 25 | 14 | 314 | 101 | 39 | 30 | 20 | 2 | 4 | 5 | 22 | 168 | 3 | 752 | | | |

¹ including, floating teachers

Table 25 - Employment in private primary schools by sex, geographical district and occupational status (cont'd)

Female

| Geographical District | Head Teacher | Deputy | Head Teacher | Teacher ¹ | General Purpose | Teacher, Asian language ¹ | | | | | | | | School clerk | Caretaker | Labourer | Other | TOTAL |
|-----------------------|--------------|--------|--------------|----------------------|-----------------|--------------------------------------|-------|------|-------|--------|---------|--------|----------|--------------|-----------|----------|-------|-------|
| | | | | | | Total | Hindi | Urdu | Tamil | Telegu | Marathi | Arabic | Mandarin | | | | | |
| Port Louis | 4 | - | - | 104 | 38 | 11 | 15 | 7 | - | - | - | - | 5 | 3 | - | - | 152 | |
| Pamplemousses | 1 | - | - | 6 | 3 | 2 | 1 | - | - | - | - | - | - | - | - | - | 10 | |
| Riv. du Rempart | 2 | - | - | 39 | 5 | 3 | 1 | 1 | - | - | - | - | - | 3 | - | 5 | 54 | |
| Flacq | 4 | - | - | 49 | 7 | 5 | 1 | - | 1 | - | - | - | - | 2 | 1 | - | 63 | |
| Grand Port | - | - | - | 38 | 12 | 5 | 3 | 1 | 2 | 1 | - | - | - | 3 | - | - | 53 | |
| Savanne | 2 | - | - | 13 | - | - | - | - | - | - | - | - | - | 1 | - | - | 16 | |
| Plaines Wilhems | 7 | 9 | 9 | 298 | 68 | 21 | 19 | 14 | 5 | 6 | - | - | 3 | 4 | 6 | 10 | 414 | |
| Moka | 4 | 1 | 1 | 33 | 9 | 4 | 3 | - | 2 | - | - | - | - | 1 | - | - | 48 | |
| Black River | 2 | - | - | 13 | 2 | 1 | - | - | - | 1 | - | - | - | - | - | - | 17 | |
| Island of Mauritius | 26 | 10 | 10 | 593 | 144 | 52 | 43 | 23 | 10 | 8 | - | - | 8 | 25 | 7 | 15 | 827 | |
| Island of Rodrigues | 2 | 5 | 5 | 61 | - | - | - | - | - | - | - | - | - | 2 | 2 | - | 72 | |
| Republic of Mauritius | 28 | 15 | 15 | 654 | 144 | 52 | 43 | 23 | 10 | 8 | - | - | 8 | 27 | 7 | 15 | 899 | |

¹ including, floating teachers

Table 26 - Teaching staff in primary schools by sex, geographical district and age

Both sexes

| District | Age (yrs) | under 25 | 25 - 29 | 30 - 34 | 35 - 39 | 40 - 44 | 45 - 49 | 50 - 54 | 55 and over | Age not stated | Total |
|-----------------------|-----------|----------|---------|---------|---------|---------|---------|---------|-------------|----------------|-------|
| Port Louis | | 6 | 25 | 46 | 159 | 223 | 180 | 127 | 50 | 6 | 822 |
| Pamplemousses | | 10 | 39 | 28 | 111 | 129 | 120 | 47 | 14 | 1 | 499 |
| Riviere du Rempart | | 24 | 54 | 42 | 151 | 143 | 82 | 41 | 15 | 1 | 553 |
| Flacq | | 25 | 79 | 81 | 193 | 165 | 91 | 42 | 16 | 3 | 695 |
| Grand Port | | 24 | 62 | 56 | 151 | 152 | 77 | 30 | 15 | 1 | 568 |
| Savanne | | 11 | 50 | 40 | 105 | 78 | 39 | 18 | 9 | 1 | 351 |
| Plaines Wilhems | | 12 | 30 | 73 | 292 | 432 | 416 | 302 | 130 | 21 | 1,708 |
| Moka | | 7 | 27 | 26 | 67 | 107 | 78 | 36 | 17 | 3 | 368 |
| Black River | | 8 | 32 | 28 | 45 | 29 | 14 | 9 | 1 | 1 | 167 |
| Island of Mauritius | | 127 | 398 | 420 | 1,274 | 1,458 | 1,097 | 652 | 267 | 38 | 5,731 |
| Island of Rodrigues | | 38 | 25 | 35 | 35 | 23 | 23 | 6 | 2 | 13 | 200 |
| Republic of Mauritius | | 165 | 423 | 455 | 1,309 | 1,481 | 1,120 | 658 | 269 | 51 | 5,931 |

Table 26 - Teaching staff in primary schools by sex, geographical district and age (cont'd)

Male

| District | Age (yrs) | under 25 | 25 - 29 | 30 - 34 | 35 - 39 | 40 - 44 | 45 - 49 | 50 - 54 | 55 and over | Age not stated | Total |
|-----------------------|-----------|----------|---------|---------|---------|---------|---------|---------|-------------|----------------|-------|
| Port Louis | | 1 | 7 | 13 | 79 | 126 | 97 | 68 | 35 | 4 | 430 |
| Pamplemousses | | 3 | 19 | 7 | 56 | 78 | 83 | 36 | 11 | - | 293 |
| Riviere du Rempart | | 8 | 26 | 19 | 78 | 95 | 68 | 33 | 14 | - | 341 |
| Flacq | | 10 | 38 | 50 | 109 | 107 | 68 | 37 | 15 | 1 | 435 |
| Grand Port | | 8 | 31 | 29 | 85 | 101 | 49 | 20 | 10 | 1 | 334 |
| Savanne | | 4 | 31 | 26 | 69 | 60 | 28 | 13 | 8 | 1 | 240 |
| Plaines Wilhems | | - | 5 | 16 | 89 | 190 | 183 | 162 | 62 | 4 | 711 |
| Moka | | 2 | 10 | 9 | 29 | 64 | 49 | 27 | 11 | - | 201 |
| Black River | | - | 12 | 9 | 21 | 17 | 8 | 7 | 1 | 1 | 76 |
| Island of Mauritius | | 36 | 179 | 178 | 615 | 838 | 633 | 403 | 167 | 12 | 3,061 |
| Island of Rodrigues | | 13 | 11 | 12 | 19 | 8 | 16 | 3 | 2 | 7 | 91 |
| Republic of Mauritius | | 49 | 190 | 190 | 634 | 846 | 649 | 406 | 169 | 19 | 3,152 |

Table 26 - Teaching staff in primary schools by sex, geographical district and age (cont'd)

Female

| District | Age (yrs) | under 25 | 25 - 29 | 30 - 34 | 35 - 39 | 40 - 44 | 45 - 49 | 50 - 54 | 55 and over | Age not stated | Total |
|-----------------------|-----------|----------|---------|---------|---------|---------|---------|---------|-------------|----------------|-------|
| Port Louis | | 5 | 18 | 33 | 80 | 97 | 83 | 59 | 15 | 2 | 392 |
| Pamplemousses | | 7 | 20 | 21 | 55 | 51 | 37 | 11 | 3 | 1 | 206 |
| Riviere du Rempart | | 16 | 28 | 23 | 73 | 48 | 14 | 8 | 1 | 1 | 212 |
| Flacq | | 15 | 41 | 31 | 84 | 58 | 23 | 5 | 1 | 2 | 260 |
| Grand Port | | 16 | 31 | 27 | 66 | 51 | 28 | 10 | 5 | - | 234 |
| Savanne | | 7 | 19 | 14 | 36 | 18 | 11 | 5 | 1 | - | 111 |
| Plaines Wilhems | | 12 | 25 | 57 | 203 | 242 | 233 | 140 | 68 | 17 | 997 |
| Moka | | 5 | 17 | 17 | 38 | 43 | 29 | 9 | 6 | 3 | 167 |
| Black River | | 8 | 20 | 19 | 24 | 12 | 6 | 2 | - | - | 91 |
| Island of Mauritius | | 91 | 219 | 242 | 659 | 620 | 464 | 249 | 100 | 26 | 2,670 |
| Island of Rodrigues | | 25 | 14 | 23 | 16 | 15 | 7 | 3 | - | 6 | 109 |
| Republic of Mauritius | | 116 | 233 | 265 | 675 | 635 | 471 | 252 | 100 | 32 | 2,779 |

Table 27 - Teaching staff in government primary schools by sex, geographical district and age

Both sexes

| District | Age (yrs) | under 25 | 25 - 29 | 30 - 34 | 35 - 39 | 40 - 44 | 45 - 49 | 50 - 54 | 55 and over | Age not stated | Total |
|-----------------------|-----------|----------|---------|---------|---------|---------|---------|---------|-------------|----------------|-------|
| Port Louis | | 2 | 18 | 36 | 126 | 168 | 122 | 90 | 43 | 3 | 608 |
| Pamplemousses | | 10 | 39 | 28 | 110 | 126 | 116 | 44 | 14 | 1 | 488 |
| Riviere du Rempart | | 13 | 41 | 34 | 132 | 134 | 79 | 38 | 15 | - | 486 |
| Flacq | | 16 | 59 | 73 | 172 | 142 | 76 | 35 | 15 | 2 | 590 |
| Grand Port | | 14 | 53 | 52 | 126 | 132 | 64 | 24 | 10 | - | 475 |
| Savanne | | 10 | 39 | 33 | 96 | 75 | 36 | 15 | 9 | 1 | 314 |
| Plaines Wilhems | | 1 | 14 | 34 | 231 | 297 | 316 | 216 | 97 | 5 | 1,211 |
| Moka | | 5 | 21 | 24 | 56 | 95 | 65 | 27 | 14 | 2 | 309 |
| Black River | | 7 | 26 | 25 | 39 | 24 | 12 | 8 | 1 | 1 | 143 |
| Island of Mauritius | | 78 | 310 | 339 | 1,088 | 1,193 | 886 | 497 | 218 | 15 | 4,624 |
| Island of Rodrigues | | 20 | 15 | 20 | 20 | 8 | 5 | 3 | - | 3 | 94 |
| Republic of Mauritius | | 98 | 325 | 359 | 1,108 | 1,201 | 891 | 500 | 218 | 18 | 4,718 |

Table 27 - Teaching staff in government primary schools by sex, geographical district and age (cont'd)

Male

| District | Age (yrs) | under 25 | 25 - 29 | 30 - 34 | 35 - 39 | 40 - 44 | 45 - 49 | 50 - 54 | 55 and over | Age not stated | Total |
|-----------------------|-----------|----------|---------|---------|---------|---------|---------|---------|-------------|----------------|-------|
| Port Louis | | - | 7 | 12 | 70 | 102 | 80 | 52 | 33 | 2 | 358 |
| Pamplemousses | | 3 | 19 | 7 | 56 | 78 | 82 | 35 | 11 | - | 291 |
| Riviere du Rempart | | 4 | 21 | 18 | 71 | 91 | 67 | 32 | 14 | - | 318 |
| Flacq | | 7 | 33 | 47 | 101 | 92 | 59 | 31 | 15 | 1 | 386 |
| Grand Port | | 5 | 26 | 28 | 72 | 92 | 46 | 14 | 8 | - | 291 |
| Savanne | | 4 | 25 | 21 | 62 | 57 | 26 | 12 | 8 | 1 | 216 |
| Plaines Wilhems | | - | 4 | 9 | 73 | 148 | 161 | 128 | 55 | 2 | 580 |
| Moka | | 1 | 9 | 9 | 26 | 59 | 45 | 24 | 11 | - | 184 |
| Black River | | - | 10 | 7 | 20 | 14 | 8 | 6 | 1 | 1 | 67 |
| Island of Mauritius | | 24 | 154 | 158 | 551 | 733 | 574 | 334 | 156 | 7 | 2,691 |
| Island of Rodrigues | | 10 | 7 | 7 | 12 | 3 | 4 | 1 | - | 2 | 46 |
| Republic of Mauritius | | 34 | 161 | 165 | 563 | 736 | 578 | 335 | 156 | 9 | 2,737 |

Table 27 - Teaching staff in government primary schools by sex, geographical district and age (cont'd)

Female

| District | Age (yrs) | under 25 | 25 - 29 | 30 - 34 | 35 - 39 | 40 - 44 | 45 - 49 | 50 - 54 | 55 and over | Age not stated | Total |
|-----------------------|-----------|----------|---------|---------|---------|---------|---------|---------|-------------|----------------|-------|
| Port Louis | | 2 | 11 | 24 | 56 | 66 | 42 | 38 | 10 | 1 | 250 |
| Pamplemousses | | 7 | 20 | 21 | 54 | 48 | 34 | 9 | 3 | 1 | 197 |
| Riviere du Rempart | | 9 | 20 | 16 | 61 | 43 | 12 | 6 | 1 | - | 168 |
| Flacq | | 9 | 26 | 26 | 71 | 50 | 17 | 4 | - | 1 | 204 |
| Grand Port | | 9 | 27 | 24 | 54 | 40 | 18 | 10 | 2 | - | 184 |
| Savanne | | 6 | 14 | 12 | 34 | 18 | 10 | 3 | 1 | - | 98 |
| Plaines Wilhems | | 1 | 10 | 25 | 158 | 149 | 155 | 88 | 42 | 3 | 631 |
| Moka | | 4 | 12 | 15 | 30 | 36 | 20 | 3 | 3 | 2 | 125 |
| Black River | | 7 | 16 | 18 | 19 | 10 | 4 | 2 | - | - | 76 |
| Island of Mauritius | | 54 | 156 | 181 | 537 | 460 | 312 | 163 | 62 | 8 | 1,933 |
| Island of Rodrigues | | 10 | 8 | 13 | 8 | 5 | 1 | 2 | - | 1 | 48 |
| Republic of Mauritius | | 64 | 164 | 194 | 545 | 465 | 313 | 165 | 62 | 9 | 1,981 |

Table 28 - Teaching staff in private primary schools by sex, geographical district and age

Both sexes

| District | Age (yrs) | | | | | | | | | | Total |
|-----------------------|-----------|---------|---------|---------|---------|---------|---------|-------------|----------------|-------|-------|
| | under 25 | 25 - 29 | 30 - 34 | 35 - 39 | 40 - 44 | 45 - 49 | 50 - 54 | 55 and over | Age not stated | | |
| Port Louis | 4 | 7 | 10 | 33 | 55 | 58 | 37 | 7 | 3 | 214 | |
| Pamplemousses | - | - | - | 1 | 3 | 4 | 3 | - | - | 11 | |
| Riviere du Rempart | 11 | 13 | 8 | 19 | 9 | 3 | 3 | - | 1 | 67 | |
| Flacq | 9 | 20 | 8 | 21 | 23 | 15 | 7 | 1 | 1 | 105 | |
| Grand Port | 10 | 9 | 4 | 25 | 20 | 13 | 6 | 5 | 1 | 93 | |
| Savanne | 1 | 11 | 7 | 9 | 3 | 3 | 3 | - | - | 37 | |
| Plaines Wilhems | 11 | 16 | 39 | 61 | 135 | 100 | 86 | 33 | 16 | 497 | |
| Moka | 2 | 6 | 2 | 11 | 12 | 13 | 9 | 3 | 1 | 59 | |
| Black River | 1 | 6 | 3 | 6 | 5 | 2 | 1 | - | - | 24 | |
| Island of Mauritius | 49 | 88 | 81 | 186 | 265 | 211 | 155 | 49 | 23 | 1,107 | |
| Island of Rodrigues | 18 | 10 | 15 | 15 | 15 | 18 | 3 | 2 | 10 | 106 | |
| Republic of Mauritius | 67 | 98 | 96 | 201 | 280 | 229 | 158 | 51 | 33 | 1,213 | |

Table 28 - Teaching staff in private primary schools by sex , geographical district and age (cont'd)

Male

| District | Age (yrs) | under 25 | 25 - 29 | 30 - 34 | 35 - 39 | 40 - 44 | 45 - 49 | 50 - 54 | 55 and over | Age not stated | Total |
|-----------------------|-----------|----------|---------|---------|---------|---------|---------|---------|-------------|----------------|-------|
| Port Louis | | 1 | - | 1 | 9 | 24 | 17 | 16 | 2 | 2 | 72 |
| Pamplemousses | | - | - | - | - | - | 1 | 1 | - | - | 2 |
| Riviere du Rempart | | 4 | 5 | 1 | 7 | 4 | 1 | 1 | - | - | 23 |
| Flacq | | 3 | 5 | 3 | 8 | 15 | 9 | 6 | - | - | 49 |
| Grand Port | | 3 | 5 | 1 | 13 | 9 | 3 | 6 | 2 | 1 | 43 |
| Savanne | | - | 6 | 5 | 7 | 3 | 2 | 1 | - | - | 24 |
| Plaines Wilhems | | - | 1 | 7 | 16 | 42 | 22 | 34 | 7 | 2 | 131 |
| Moka | | 1 | 1 | - | 3 | 5 | 4 | 3 | - | - | 17 |
| Black River | | - | 2 | 2 | 1 | 3 | - | 1 | - | - | 9 |
| Island of Mauritius | | 12 | 25 | 20 | 64 | 105 | 59 | 69 | 11 | 5 | 370 |
| Island of Rodrigues | | 3 | 4 | 5 | 7 | 5 | 12 | 2 | 2 | 5 | 45 |
| Republic of Mauritius | | 15 | 29 | 25 | 71 | 110 | 71 | 71 | 13 | 10 | 415 |

Table 28 - Teaching staff in private primary schools by sex, geographical district and age (cont'd)

Female

| District | Age (yrs) | under 25 | 25 - 29 | 30 - 34 | 35 - 39 | 40 - 44 | 45 - 49 | 50 - 54 | 55 and over | Age not stated | Total |
|-----------------------|-----------|----------|---------|---------|---------|---------|---------|---------|-------------|----------------|-------|
| Port Louis | | 3 | 7 | 9 | 24 | 31 | 41 | 21 | 5 | 1 | 142 |
| Pamplemousses | | - | - | - | 1 | 3 | 3 | 2 | - | - | 9 |
| Riviere du Rempart | | 7 | 8 | 7 | 12 | 5 | 2 | 2 | - | 1 | 44 |
| Flacq | | 6 | 15 | 5 | 13 | 8 | 6 | 1 | 1 | 1 | 56 |
| Grand Port | | 7 | 4 | 3 | 12 | 11 | 10 | - | 3 | - | 50 |
| Savanne | | 1 | 5 | 2 | 2 | - | 1 | 2 | - | - | 13 |
| Plaines Wilhems | | 11 | 15 | 32 | 45 | 93 | 78 | 52 | 26 | 14 | 366 |
| Moka | | 1 | 5 | 2 | 8 | 7 | 9 | 6 | 3 | 1 | 42 |
| Black River | | 1 | 4 | 1 | 5 | 2 | 2 | - | - | - | 15 |
| Island of Mauritius | | 37 | 63 | 61 | 122 | 160 | 152 | 86 | 38 | 18 | 737 |
| Island of Rodrigues | | 15 | 6 | 10 | 8 | 10 | 6 | 1 | - | 5 | 61 |
| Republic of Mauritius | | 52 | 69 | 71 | 130 | 170 | 158 | 87 | 38 | 23 | 798 |

Table 29 - Teaching staff in primary schools by sex, geographical district and highest educational level

Both sexes

| Geographical district | Lower Secondary | School Certificate or equivalent | Higher School Certificate or equivalent | Diploma | Degree | Asian Language Qualification | Other | Total |
|-----------------------|-----------------|----------------------------------|-----------------------------------------|---------|--------|------------------------------|-------|-------|
| Port Louis | 10 | 493 | 80 | 8 | 9 | 218 | 4 | 822 |
| Pamplemousses | 3 | 233 | 64 | 6 | 14 | 177 | 2 | 499 |
| Riviere du Rempart | 5 | 243 | 96 | 3 | 14 | 190 | 2 | 553 |
| Flacq | 6 | 264 | 150 | 10 | 15 | 249 | 1 | 695 |
| Grand Port | 2 | 300 | 98 | 2 | 9 | 151 | 6 | 568 |
| Savanne | 3 | 164 | 81 | 2 | 8 | 92 | 1 | 351 |
| Plaines Wilhems | 21 | 1,150 | 136 | 14 | 18 | 357 | 12 | 1,708 |
| Moka | 1 | 199 | 46 | 2 | 5 | 114 | 1 | 368 |
| Black River | 1 | 82 | 56 | - | 3 | 25 | - | 167 |
| Island of Mauritius | 52 | 3,128 | 807 | 47 | 95 | 1,573 | 29 | 5,731 |
| Island of Rodrigues | 23 | 151 | 3 | 2 | - | - | 21 | 200 |
| Republic of Mauritius | 75 | 3,279 | 810 | 49 | 95 | 1,573 | 50 | 5,931 |

Table 29 - Teaching staff in primary schools by sex, geographical district and highest educational level (cont'd)

Male

| Geographical district | Lower Secondary | School Certificate or equivalent | Higher School Certificate or equivalent | Diploma | Degree | Asian Language Qualification | Other | Total |
|-----------------------|-----------------|----------------------------------|-----------------------------------------|---------|--------|------------------------------|-------|-------|
| Port Louis | 3 | 264 | 37 | 6 | 5 | 113 | 2 | 430 |
| Pamplemousses | 1 | 137 | 30 | 6 | 13 | 106 | - | 293 |
| Riviere du Rempart | 5 | 169 | 47 | - | 7 | 111 | 2 | 341 |
| Flacq | 3 | 167 | 86 | 8 | 15 | 155 | 1 | 435 |
| Grand Port | 1 | 185 | 51 | 2 | 5 | 88 | 2 | 334 |
| Savanne | 1 | 121 | 47 | 2 | 6 | 62 | 1 | 240 |
| Plaines Wilhems | 4 | 501 | 51 | 5 | 12 | 131 | 7 | 711 |
| Moka | 1 | 110 | 23 | 2 | 4 | 60 | 1 | 201 |
| Black River | 1 | 39 | 21 | - | 2 | 13 | - | 76 |
| Island of Mauritius | 20 | 1,693 | 393 | 31 | 69 | 839 | 16 | 3,061 |
| Island of Rodrigues | 15 | 60 | 1 | 1 | - | - | 14 | 91 |
| Republic of Mauritius | 35 | 1,753 | 394 | 32 | 69 | 839 | 30 | 3,152 |

Table 29 - Teaching staff in primary schools by sex, geographical district and highest educational level (cont'd)

Female

| Geographical district | Lower Secondary | School Certificate or equivalent | Higher School Certificate or equivalent | Diploma | Degree | Asian Language Qualification | Other | Total |
|-----------------------|-----------------|----------------------------------|-----------------------------------------|---------|--------|------------------------------|-------|-------|
| Port Louis | 7 | 229 | 43 | 2 | 4 | 105 | 2 | 392 |
| Pamplemousses | 2 | 96 | 34 | - | 1 | 71 | 2 | 206 |
| Riviere du Rempart | - | 74 | 49 | 3 | 7 | 79 | - | 212 |
| Flacq | 3 | 97 | 64 | 2 | - | 94 | - | 260 |
| Grand Port | 1 | 115 | 47 | - | 4 | 63 | 4 | 234 |
| Savanne | 2 | 43 | 34 | - | 2 | 30 | - | 111 |
| Plaines Wilhems | 17 | 649 | 85 | 9 | 6 | 226 | 5 | 997 |
| Moka | - | 89 | 23 | - | 1 | 54 | - | 167 |
| Black River | - | 43 | 35 | - | 1 | 12 | - | 91 |
| Island of Mauritius | 32 | 1,435 | 414 | 16 | 26 | 734 | 13 | 2,670 |
| Island of Rodrigues | 8 | 91 | 2 | 1 | - | - | 7 | 109 |
| Republic of Mauritius | 40 | 1,526 | 416 | 17 | 26 | 734 | 20 | 2,779 |

Table 30 - Teaching staff in government primary schools by sex, geographical district and highest educational level

Both sexes

| Geographical district | Lower Secondary | School Certificate or equivalent | Higher School Certificate or equivalent | Diploma | Degree | Asian Language Qualification | Other | Total |
|-----------------------|-----------------|----------------------------------|-----------------------------------------|---------|--------|------------------------------|-------|-------|
| Port Louis | 6 | 352 | 66 | 7 | 7 | 167 | 3 | 608 |
| Pamplemousses | 3 | 226 | 64 | 6 | 14 | 174 | 1 | 488 |
| Riviere du Rempart | 4 | 220 | 74 | - | 7 | 179 | 2 | 486 |
| Flacq | 5 | 224 | 118 | 8 | 15 | 219 | 1 | 590 |
| Grand Port | 1 | 247 | 82 | 2 | 9 | 130 | 4 | 475 |
| Savanne | 2 | 150 | 66 | 2 | 8 | 86 | - | 314 |
| Plaines Wilhems | 13 | 822 | 81 | 7 | 14 | 266 | 8 | 1,211 |
| Moka | 1 | 163 | 40 | 2 | 5 | 97 | 1 | 309 |
| Black River | 1 | 72 | 46 | - | 2 | 22 | - | 143 |
| Island of Mauritius | 36 | 2,476 | 637 | 34 | 81 | 1,340 | 20 | 4,624 |
| Island of Rodrigues | 17 | 67 | 2 | 1 | - | - | 7 | 94 |
| Republic of Mauritius | 53 | 2,543 | 639 | 35 | 81 | 1,340 | 27 | 4,718 |

Table 30 - Teaching staff in government primary schools by sex, geographical district and highest educational level (cont'd)

Male

| Geographical district | Lower Secondary | School Certificate or equivalent | Higher School Certificate or equivalent | Diploma | Degree | Asian Language Qualification | Other | Total |
|-----------------------|-----------------|----------------------------------|-----------------------------------------|---------|--------|------------------------------|-------|-------|
| Port Louis | 3 | 212 | 34 | 6 | 4 | 97 | 2 | 358 |
| Pamplemousses | 1 | 136 | 30 | 6 | 13 | 105 | - | 291 |
| Riviere du Rempart | 4 | 160 | 40 | - | 7 | 105 | 2 | 318 |
| Flacq | 3 | 152 | 77 | 7 | 15 | 131 | 1 | 386 |
| Grand Port | - | 159 | 44 | 2 | 5 | 79 | 2 | 291 |
| Savanne | 1 | 112 | 39 | 2 | 6 | 56 | - | 216 |
| Plaines Wilhems | 3 | 405 | 46 | 5 | 10 | 105 | 6 | 580 |
| Moka | 1 | 102 | 22 | 2 | 4 | 52 | 1 | 184 |
| Black River | 1 | 35 | 18 | - | 1 | 12 | - | 67 |
| Island of Mauritius | 17 | 1,473 | 350 | 30 | 65 | 742 | 14 | 2,691 |
| Island of Rodrigues | 11 | 31 | 1 | - | - | - | 3 | 46 |
| Republic of Mauritius | 28 | 1,504 | 351 | 30 | 65 | 742 | 17 | 2,737 |

Table 30 - Teaching staff in government primary schools by sex, geographical district and highest educational level (cont'd)

Female

| Geographical district | Lower Secondary | School Certificate or equivalent | Higher School Certificate or equivalent | Diploma | Degree | Asian Language Qualification | Other | Total |
|-----------------------|-----------------|----------------------------------|-----------------------------------------|---------|--------|------------------------------|-------|-------|
| Port Louis | 3 | 140 | 32 | 1 | 3 | 70 | 1 | 250 |
| Pamplemousses | 2 | 90 | 34 | - | 1 | 69 | 1 | 197 |
| Riviere du Rempart | - | 60 | 34 | - | - | 74 | - | 168 |
| Flacq | 2 | 72 | 41 | 1 | - | 88 | - | 204 |
| Grand Port | 1 | 88 | 38 | - | 4 | 51 | 2 | 184 |
| Savanne | 1 | 38 | 27 | - | 2 | 30 | - | 98 |
| Plaines Wilhems | 10 | 417 | 35 | 2 | 4 | 161 | 2 | 631 |
| Moka | - | 61 | 18 | - | 1 | 45 | - | 125 |
| Black River | - | 37 | 28 | - | 1 | 10 | - | 76 |
| Island of Mauritius | 19 | 1,003 | 287 | 4 | 16 | 598 | 6 | 1,933 |
| Island of Rodrigues | 6 | 36 | 1 | 1 | - | - | 4 | 48 |
| Republic of Mauritius | 25 | 1,039 | 288 | 5 | 16 | 598 | 10 | 1,981 |

Table 31 - Teaching staff in private primary schools by sex, geographical district and highest educational level

Both sexes

| Geographical district | Lower Secondary | School Certificate or equivalent | Higher School Certificate or equivalent | Diploma | Degree | Asian Language Qualification | Other | Total |
|-----------------------|-----------------|----------------------------------|-----------------------------------------|---------|--------|------------------------------|-------|-------|
| Port Louis | 4 | 141 | 14 | 1 | 2 | 51 | 1 | 214 |
| Pamplemousses | - | 7 | - | - | - | 3 | 1 | 11 |
| Riviere du Rempart | 1 | 23 | 22 | 3 | 7 | 11 | - | 67 |
| Flacq | 1 | 40 | 32 | 2 | - | 30 | - | 105 |
| Grand Port | 1 | 53 | 16 | - | - | 21 | 2 | 93 |
| Savanne | 1 | 14 | 15 | - | - | 6 | 1 | 37 |
| Plaines Wilhems | 8 | 328 | 55 | 7 | 4 | 91 | 4 | 497 |
| Moka | - | 36 | 6 | - | - | 17 | - | 59 |
| Black River | - | 10 | 10 | - | 1 | 3 | - | 24 |
| Island of Mauritius | 16 | 652 | 170 | 13 | 14 | 233 | 9 | 1,107 |
| Island of Rodrigues | 6 | 84 | 1 | 1 | - | - | 14 | 106 |
| Republic of Mauritius | 22 | 736 | 171 | 14 | 14 | 233 | 23 | 1,213 |

Table 31 - Teaching staff in private primary schools by sex, geographical district and highest educational level (cont'd)

Male

| Geographical district | Lower Secondary | School Certificate or equivalent | Higher School Certificate or equivalent | Diploma | Degree | Asian Language Qualification | Other | Total |
|-----------------------|-----------------|----------------------------------|-----------------------------------------|---------|--------|------------------------------|-------|-------|
| Port Louis | - | 52 | 3 | - | 1 | 16 | - | 72 |
| Pamplemousses | - | 1 | - | - | - | 1 | - | 2 |
| Riviere du Rempart | 1 | 9 | 7 | - | - | 6 | - | 23 |
| Flacq | - | 15 | 9 | 1 | - | 24 | - | 49 |
| Grand Port | 1 | 26 | 7 | - | - | 9 | - | 43 |
| Savanne | - | 9 | 8 | - | - | 6 | 1 | 24 |
| Plaines Wilhems | 1 | 96 | 5 | - | 2 | 26 | 1 | 131 |
| Moka | - | 8 | 1 | - | - | 8 | - | 17 |
| Black River | - | 4 | 3 | - | 1 | 1 | - | 9 |
| Island of Mauritius | 3 | 220 | 43 | 1 | 4 | 97 | 2 | 370 |
| Island of Rodrigues | 4 | 29 | - | 1 | - | - | 11 | 45 |
| Republic of Mauritius | 7 | 249 | 43 | 2 | 4 | 97 | 13 | 415 |

Table 31 - Teaching staff in private primary schools by sex, geographical district and highest educational level (cont'd)

Female

| Geographical district | Lower Secondary | School Certificate or equivalent | Higher School Certificate or equivalent | Diploma | Degree | Asian Language Qualification | Other | Total |
|-----------------------|-----------------|----------------------------------|-----------------------------------------|---------|--------|------------------------------|-------|-------|
| Port Louis | 4 | 89 | 11 | 1 | 1 | 35 | 1 | 142 |
| Pamplemousses | - | 6 | - | - | - | 2 | 1 | 9 |
| Riviere du Rempart | - | 14 | 15 | 3 | 7 | 5 | - | 44 |
| Flacq | 1 | 25 | 23 | 1 | - | 6 | - | 56 |
| Grand Port | - | 27 | 9 | - | - | 12 | 2 | 50 |
| Savanne | 1 | 5 | 7 | - | - | - | - | 13 |
| Plaines Wilhems | 7 | 232 | 50 | 7 | 2 | 65 | 3 | 366 |
| Moka | - | 28 | 5 | - | - | 9 | - | 42 |
| Black River | - | 6 | 7 | - | - | 2 | - | 15 |
| Island of Mauritius | 13 | 432 | 127 | 12 | 10 | 136 | 7 | 737 |
| Island of Rodrigues | 2 | 55 | 1 | - | - | - | 3 | 61 |
| Republic of Mauritius | 15 | 487 | 128 | 12 | 10 | 136 | 10 | 798 |

Table 32 - Teaching staff in primary schools by length of teaching experience, type of administration and sex

Island of Mauritius

| Length of teaching experience (in years) | All Schools | | | Government Schools | | | Private Schools | | |
|------------------------------------------|-------------|-------|--------|--------------------|-------|--------|-----------------|------|--------|
| | Both sexes | Male | Female | Both sexes | Male | Female | Both sexes | Male | Female |
| under 3 | 355 | 146 | 209 | 236 | 117 | 119 | 119 | 29 | 90 |
| 3 and under 6 | 380 | 177 | 203 | 325 | 155 | 170 | 55 | 22 | 33 |
| 6 " " 9 | 174 | 57 | 117 | 132 | 51 | 81 | 42 | 6 | 36 |
| 9 " " 12 | 75 | 34 | 41 | 56 | 26 | 30 | 19 | 8 | 11 |
| 12 " " 15 | 659 | 321 | 338 | 551 | 293 | 258 | 108 | 28 | 80 |
| 15 " " 18 | 1,213 | 656 | 557 | 1,021 | 576 | 445 | 192 | 80 | 112 |
| 18 " " 21 | 736 | 417 | 319 | 613 | 371 | 242 | 123 | 46 | 77 |
| 21 " " 24 | 741 | 442 | 299 | 603 | 390 | 213 | 138 | 52 | 86 |
| 24 " " 27 | 563 | 327 | 236 | 458 | 293 | 165 | 105 | 34 | 71 |
| 27 " " 30 | 438 | 269 | 169 | 341 | 235 | 106 | 97 | 34 | 63 |
| 30 and over | 397 | 215 | 182 | 288 | 184 | 104 | 109 | 31 | 78 |
| Total | 5,731 | 3,061 | 2,670 | 4,624 | 2,691 | 1,933 | 1,107 | 370 | 737 |

Table 33 - Teaching staff in primary schools by length of teaching experience, type of administration and sex

Island of Rodrigues

| Length of teaching experience (in years) | All Schools | | | Government Schools | | | Private Schools | | |
|------------------------------------------|-------------|------|--------|--------------------|------|--------|-----------------|------|--------|
| | Both sexes | Male | Female | Both sexes | Male | Female | Both sexes | Male | Female |
| under 3 | 40 | 19 | 21 | 21 | 13 | 8 | 19 | 6 | 13 |
| 3 and under 6 | 43 | 12 | 31 | 27 | 8 | 19 | 16 | 4 | 12 |
| 6 " " 9 | 5 | 2 | 3 | 1 | 1 | - | 4 | 1 | 3 |
| 9 " " 12 | 12 | 3 | 9 | 8 | 2 | 6 | 4 | 1 | 3 |
| 12 " " 15 | 27 | 11 | 16 | 14 | 7 | 7 | 13 | 4 | 9 |
| 15 " " 18 | 33 | 15 | 18 | 16 | 9 | 7 | 17 | 6 | 11 |
| 18 " " 21 | 15 | 10 | 5 | 3 | 2 | 1 | 12 | 8 | 4 |
| 21 " " 24 | 11 | 7 | 4 | 2 | 2 | - | 9 | 5 | 4 |
| 24 " " 27 | 9 | 7 | 2 | 1 | 1 | - | 8 | 6 | 2 |
| 27 " " 30 | 1 | 1 | - | - | - | - | 1 | 1 | - |
| 30 and over | 4 | 4 | - | 1 | 1 | - | 3 | 3 | - |
| Total | 200 | 91 | 109 | 94 | 46 | 48 | 106 | 45 | 61 |

Table 34 - Teaching staff in primary schools by sex, district of residence and district of school - Island of Mauritius

Both Sexes

| District of school / District of residence | | Port Louis | Pamplemousses | Riviere du Rempart | Flacq | Grand Port | Savanne | Plaines Wilhems | Moka | Black River | Total |
|--------------------------------------------|--|------------|---------------|--------------------|------------|------------|------------|-----------------|------------|-------------|--------------|
| Port Louis | | 441 | 62 | 23 | 16 | - | - | 12 | 15 | 3 | 572 |
| Pamplemousses | | 142 | 383 | 101 | 15 | - | - | 12 | 4 | 12 | 669 |
| Riviere du Rempart | | 15 | 33 | 417 | 28 | - | - | 3 | - | 1 | 497 |
| Flacq | | 6 | 5 | 2 | 488 | 8 | - | 2 | 25 | - | 536 |
| Grand Port | | - | - | - | 4 | 384 | 28 | 3 | 2 | - | 421 |
| Savanne | | 1 | - | - | 1 | 23 | 253 | 1 | - | - | 279 |
| Plaines Wilhems | | 194 | 16 | 7 | 69 | 153 | 68 | 1,658 | 101 | 131 | 2,397 |
| Moka | | 7 | - | 1 | 72 | - | 1 | 14 | 221 | - | 316 |
| Black River | | 16 | - | 2 | 2 | - | 1 | 3 | - | 20 | 44 |
| Total | | 822 | 499 | 553 | 695 | 568 | 351 | 1,708 | 368 | 167 | 5,731 |

Table 34 - Teaching staff in primary schools by sex, district of residence and district of school - Island of Mauritius (cont'd)

Male

| District of residence \ District of school | Port Louis | Pamplemousses | Riviere du Rempart | Flacq | Grand Port | Savanne | Plaines Wilhems | Moka | Black River | Total |
|--------------------------------------------|------------|---------------|--------------------|-------|------------|---------|-----------------|------|-------------|-------|
| Port Louis | 234 | 29 | 12 | 9 | - | - | 4 | 8 | - | 296 |
| Pamplemousses | 86 | 232 | 56 | 6 | - | - | 6 | 1 | 10 | 397 |
| Riviere du Rempart | 11 | 20 | 272 | 20 | - | - | 2 | - | - | 325 |
| Flacq | 5 | 3 | - | 314 | 6 | - | - | 17 | - | 345 |
| Grand Port | - | - | - | 3 | 235 | 18 | 2 | - | - | 258 |
| Savanne | 1 | - | - | 1 | 15 | 181 | 1 | - | - | 199 |
| Plaines Wilhems | 81 | 9 | 1 | 34 | 78 | 40 | 687 | 42 | 54 | 1,026 |
| Moka | 4 | - | - | 47 | - | 1 | 6 | 133 | - | 191 |
| Black River | 8 | - | - | 1 | - | 1 | 3 | - | 11 | 24 |
| Total | 430 | 293 | 341 | 435 | 334 | 241 | 711 | 201 | 75 | 3,061 |

Table 34 - Teaching staff in primary schools by sex, district of residence and district of school - Island of Mauritius (cont'd)

Female

| District of residence \ District of school | Port Louis | Pamplemousses | Riviere du Rempart | Flacq | Grand Port | Savanne | Plaines Wilhems | Moka | Black River | Total |
|--------------------------------------------|------------|---------------|--------------------|-------|------------|---------|-----------------|------|-------------|-------|
| Port Louis | 207 | 33 | 11 | 7 | - | - | 8 | 7 | 3 | 276 |
| Pamplemousses | 56 | 151 | 45 | 9 | - | - | 6 | 3 | 2 | 272 |
| Riviere du Rempart | 4 | 13 | 145 | 8 | - | - | 1 | - | 1 | 172 |
| Flacq | 1 | 2 | 2 | 174 | 2 | - | 2 | 8 | - | 191 |
| Grand Port | - | - | - | 1 | 149 | 10 | 1 | 2 | - | 163 |
| Savanne | - | - | - | - | 8 | 72 | - | - | - | 80 |
| Plaines Wilhems | 113 | 7 | 6 | 35 | 75 | 28 | 971 | 59 | 77 | 1,371 |
| Moka | 3 | - | 1 | 25 | - | - | 8 | 88 | - | 125 |
| Black River | 8 | - | 2 | 1 | - | - | - | - | 9 | 20 |
| Total | 392 | 206 | 212 | 260 | 234 | 110 | 997 | 167 | 92 | 2,670 |

Table 35 - Pupil / Teacher ratio in primary schools by language group, 1984 - 1993

| Year | Hindi | Urdu | Tamil | Telegu | Marathi | Arabic | Mandarin | All Asian languages | General Purpose | |
|------|-------|------|-------|--------|---------|--------|----------|---------------------|---------------------|---------------------|
| | | | | | | | | | Island of Mauritius | Island of Rodrigues |
| 1984 | 64.1 | 44.7 | 37.8 | 23.0 | 25.1 | 94.2 | 98.9 | 51.6 | 32.5 | 31.4 |
| 1985 | 60.6 | 48.0 | 38.7 | 25.0 | 27.0 | 57.9 | 123.1 | 50.1 | 33.7 | 32.1 |
| 1986 | 64.4 | 50.0 | 41.6 | 26.0 | 28.0 | 65.5 | 96.8 | 53.6 | 34.9 | 32.6 |
| 1987 | 70.7 | 49.0 | 43.0 | 25.8 | 29.3 | 76.6 | 118.5 | 57.5 | 35.5 | 32.6 |
| 1988 | N.A | N.A | N.A | N.A | N.A | N.A | N.A | 56.3 | 34.4 | 34.3 |
| 1989 | 67.3 | 45.7 | 41.0 | 24.4 | 28.2 | 116.8 | 104.4 | 54.9 | 34.2 | 34.1 |
| 1990 | 65.7 | 43.5 | 38.0 | 23.0 | 25.8 | 73.3 | 97.4 | 52.3 | 32.9 | 32.2 |
| 1991 | 64.5 | 43.5 | 37.8 | 23.1 | 26.2 | 83.3 | 78.2 | 51.8 | 33.0 | 31.7 |
| 1992 | 61.3 | 41.6 | 35.4 | 22.1 | 25.4 | 83.9 | 105.0 | 49.5 | 30.1 | 28.9 |
| 1993 | 60.9 | 40.9 | 35.2 | 21.9 | 24.5 | 92.4 | 115.7 | 49.0 | 29.5 | 27.7 |

N.A : Not available

Table 36 - Number and percentage of passes at C.P.E. examinations by geographical district and sex - 1993
(school and private candidates)

| Geographical district | Male | | | Female | | | Both sexes | | |
|-----------------------|-----------------|------------------|----------------------|-----------------|------------------|----------------------|-----------------|------------------|----------------------|
| | Number examined | Number of passes | Percentage of passes | Number examined | Number of passes | Percentage of passes | Number examined | Number of passes | Percentage of passes |
| Port Louis | 2,575 | 1,417 | 55.0 | 2,425 | 1,483 | 61.2 | 5,000 | 2,900 | 58.0 |
| Pamplemousses | 1,452 | 659 | 45.4 | 1,495 | 792 | 53.0 | 2,947 | 1,451 | 49.2 |
| Riviere du Rempart | 1,621 | 725 | 44.7 | 1,457 | 752 | 51.6 | 3,078 | 1,477 | 48.0 |
| Flacq | 1,982 | 1,068 | 53.9 | 1,991 | 1,151 | 57.8 | 3,973 | 2,219 | 55.9 |
| Grand Port | 1,695 | 915 | 54.0 | 1,604 | 899 | 56.0 | 3,299 | 1,814 | 55.0 |
| Savanne | 971 | 497 | 51.2 | 896 | 511 | 57.0 | 1,867 | 1,008 | 54.0 |
| Plaines Wilhems | 5,117 | 3,358 | 65.6 | 4,777 | 3,467 | 72.6 | 9,894 | 6,825 | 69.0 |
| Moka | 1,003 | 527 | 52.5 | 976 | 557 | 57.1 | 1,979 | 1,084 | 54.8 |
| Black River | 576 | 167 | 29.0 | 589 | 236 | 40.1 | 1,165 | 403 | 34.6 |
| Island of Mauritius | 16,992 | 9,333 | 54.9 | 16,210 | 9,848 | 60.8 | 33,202 | 19,181 | 57.8 |
| Island of Rodrigues | 715 | 261 | 36.5 | 756 | 320 | 42.3 | 1,471 | 581 | 39.5 |
| Republic of Mauritius | 17,707 | 9,594 | 54.2 | 16,966 | 10,168 | 59.9 | 34,673 | 19,762 | 57.0 |

Source : Mauritius Examinations Syndicate

Table 37 - Number and percentage of passes at C.P.E. examinations by geographical district and sex - 1993
(school candidates only)

| Geographical district | Male | | | Female | | | Both sexes | | |
|-----------------------|-----------------|------------------|----------------------|-----------------|------------------|----------------------|-----------------|------------------|----------------------|
| | Number examined | Number of passes | Percentage of passes | Number examined | Number of passes | Percentage of passes | Number examined | Number of passes | Percentage of passes |
| | Port Louis | 2,401 | 1,390 | 57.9 | 2,298 | 1,458 | 63.4 | 4,699 | 2,848 |
| Pamplemousses | 1,346 | 640 | 47.5 | 1,383 | 762 | 55.1 | 2,729 | 1,402 | 51.4 |
| Riviere du Rempart | 1,554 | 705 | 45.4 | 1,397 | 727 | 52.0 | 2,951 | 1,432 | 48.5 |
| Flacq | 1,942 | 1,054 | 54.3 | 1,960 | 1,143 | 58.3 | 3,902 | 2,197 | 56.3 |
| Grand Port | 1,555 | 881 | 56.7 | 1,498 | 865 | 57.7 | 3,053 | 1,746 | 57.2 |
| Savanne | 913 | 478 | 52.4 | 837 | 492 | 58.8 | 1,750 | 970 | 55.4 |
| Plaines Wilhems | 4,866 | 3,277 | 67.3 | 4,524 | 3,371 | 74.5 | 9,390 | 6,648 | 70.8 |
| Moka | 945 | 513 | 54.3 | 933 | 542 | 58.1 | 1,878 | 1,055 | 56.2 |
| Black River | 542 | 165 | 30.4 | 558 | 228 | 40.9 | 1,100 | 393 | 35.7 |
| Island of Mauritius | 16,064 | 9,103 | 56.7 | 15,388 | 9,588 | 62.3 | 31,452 | 18,691 | 59.4 |
| Island of Rodrigues | 693 | 259 | 37.4 | 742 | 320 | 43.1 | 1,435 | 579 | 40.3 |
| Republic of Mauritius | 16,757 | 9,362 | 55.9 | 16,130 | 9,908 | 61.4 | 32,887 | 19,270 | 58.6 |

Source : Mauritius Examinations Syndicate

Table 38 - Number and percentage of passes at C.P.E. examinations by geographical district and sex - 1993

(Private candidates only)

| Geographical district | Male | | | Female | | | Both sexes | | |
|-----------------------|-----------------|------------------|----------------------|-----------------|------------------|----------------------|-----------------|------------------|----------------------|
| | Number examined | Number of passes | Percentage of passes | Number examined | Number of passes | Percentage of passes | Number examined | Number of passes | Percentage of passes |
| Port Louis | 174 | 27 | 15.5 | 127 | 25 | 19.7 | 301 | 52 | 17.3 |
| Pamplemousses | 106 | 19 | 17.9 | 112 | 30 | 26.8 | 218 | 49 | 22.5 |
| Riviere du Rempart | 67 | 20 | 29.9 | 60 | 25 | 41.7 | 127 | 45 | 35.4 |
| Flacq | 40 | 14 | 35.0 | 31 | 8 | 25.8 | 71 | 22 | 31.0 |
| Grand Port | 140 | 34 | 24.3 | 106 | 34 | 32.1 | 246 | 68 | 27.6 |
| Savanne | 58 | 19 | 32.8 | 59 | 19 | 32.2 | 117 | 38 | 32.5 |
| Plaines Wilhems | 251 | 81 | 32.3 | 253 | 96 | 37.9 | 504 | 177 | 35.1 |
| Moka | 58 | 14 | 24.1 | 43 | 15 | 34.9 | 101 | 29 | 28.7 |
| Black River | 34 | 2 | 5.9 | 31 | 8 | 25.8 | 65 | 10 | 15.4 |
| Island of Mauritius | 928 | 230 | 24.8 | 822 | 260 | 31.6 | 1,750 | 490 | 28.0 |
| Island of Rodrigues | 22 | 2 | 9.1 | 14 | - | - | 36 | 2 | 5.6 |
| Republic of Mauritius | 950 | 232 | 24.4 | 836 | 260 | 31.1 | 1,786 | 492 | 27.5 |

Source : Mauritius Examinations Syndicate

Table 39 - Number and percentage of passes at C.P.E. examinations by subject and sex - 1993
(School and private candidates)

| Subject | Male | | | Female | | | Both sexes | | |
|----------------------------|-----------------|------------------|----------------------|-----------------|------------------|----------------------|-----------------|------------------|----------------------|
| | Number examined | Number of passes | Percentage of passes | Number examined | Number of passes | Percentage of passes | Number examined | Number of passes | Percentage of passes |
| <u>Island of Mauritius</u> | | | | | | | | | |
| English | 16,975 | 11,247 | 66.3 | 16,202 | 11,676 | 72.1 | 33,177 | 22,923 | 69.1 |
| Mathematics | 16,972 | 11,855 | 69.9 | 16,202 | 11,840 | 73.1 | 33,174 | 23,695 | 71.4 |
| French | 16,980 | 11,341 | 66.8 | 16,201 | 12,079 | 74.6 | 33,181 | 23,420 | 70.6 |
| E.V.S. | 16,974 | 11,967 | 70.5 | 16,201 | 11,338 | 70.0 | 33,175 | 23,305 | 70.2 |
| Asian Languages | 10,419 | 6,104 | 58.6 | 10,501 | 8,122 | 77.3 | 20,920 | 14,226 | 68.0 |
| TOTAL | 16,992 | 9,333 | 54.9 | 16,210 | 9,848 | 60.8 | 33,202 | 19,181 | 57.8 |
| <u>Island of Rodrigues</u> | | | | | | | | | |
| English | 715 | 346 | 48.4 | 756 | 426 | 56.3 | 1,471 | 772 | 52.5 |
| Mathematics | 714 | 364 | 51.0 | 755 | 421 | 55.8 | 1,469 | 785 | 53.4 |
| French | 715 | 367 | 51.3 | 756 | 466 | 61.6 | 1,471 | 833 | 56.6 |
| E.V.S. | 715 | 383 | 53.6 | 756 | 459 | 60.7 | 1,471 | 842 | 57.2 |
| TOTAL | 715 | 261 | 36.5 | 756 | 320 | 42.3 | 1,471 | 581 | 39.5 |

Source : Mauritius Examinations Syndicate

Table 40 - Number and percentage of passes at C.P.E. examinations by geographical district, 1991 - 1993
(School candidates only)

| Geographical district | 1991 | | | 1992 | | | 1993 | | |
|-----------------------|-----------------|------------------|----------------------|-----------------|------------------|----------------------|-----------------|------------------|----------------------|
| | Number examined | Number of passes | Percentage of passes | Number examined | Number of passes | Percentage of passes | Number examined | Number of passes | Percentage of passes |
| Port Louis | 5,037 | 3,042 | 60.4 | 5,146 | 3,284 | 63.8 | 4,699 | 2,848 | 60.6 |
| Pamplemousses | 2,820 | 1,406 | 49.9 | 2,842 | 1,540 | 54.2 | 2,729 | 1,402 | 51.4 |
| Riviere du Rempart | 3,164 | 1,544 | 48.8 | 3,364 | 1,792 | 53.3 | 2,951 | 1,432 | 48.5 |
| Flacq | 4,058 | 2,175 | 53.6 | 4,179 | 2,314 | 55.4 | 3,902 | 2,197 | 56.3 |
| Grand Port | 3,245 | 1,817 | 56.0 | 3,245 | 1,938 | 59.7 | 3,053 | 1,746 | 57.2 |
| Savanne | 1,993 | 1,098 | 55.1 | 2,003 | 1,191 | 59.5 | 1,750 | 970 | 55.4 |
| Plaines Wilhems | 10,406 | 7,319 | 70.3 | 10,059 | 7,341 | 73.0 | 9,390 | 6,648 | 70.8 |
| Moka | 2,025 | 1,111 | 54.9 | 2,045 | 1,192 | 58.3 | 1,878 | 1,055 | 56.2 |
| Black River | 1,167 | 426 | 36.5 | 1,149 | 494 | 43.0 | 1,100 | 393 | 35.7 |
| Island of Mauritius | 33,915 | 19,938 | 58.8 | 34,032 | 21,086 | 62.0 | 31,452 | 18,691 | 59.4 |
| Island of Rodrigues | 1,340 | 445 | 33.2 | 1,421 | 534 | 37.6 | 1,435 | 579 | 40.3 |
| Republic of Mauritius | 35,255 | 20,383 | 57.8 | 35,453 | 21,620 | 61.0 | 32,887 | 19,270 | 58.6 |

Source : Mauritius Examinations Syndicate

**SECONDARY
EDUCATION**

Table 41 - Distribution of secondary schools by geographical district and type of administration

| Geographical District | Type of administration | | | | | | Total |
|-----------------------|------------------------|--------------------------------------|---------------------------|-----------------------|---|-------|-------|
| | All Schools | State Secondary Schools ¹ | Private Secondary Schools | | | Other | |
| | | | Running up to Form V | Running up to Form VI | | | |
| Port Louis | 18 | 3 | 9 | 6 | - | 15 | |
| Pamplemousses | 11 | 3 | 7 | 1 | - | 8 | |
| Riviere du Rempart | 8 | 2 | 3 | 2 | 1 | 6 | |
| Flacq | 9 | 2 | 4 | 3 | - | 7 | |
| Grand Port | 11 | 2 | 6 | 1 | 2 | 9 | |
| Savanne | 8 | 1 | 7 | - | - | 7 | |
| Plaines Wilhems | 46 | 7 | 19 | 17 | 3 | 39 | |
| Moka | 8 | 2 | 5 | - | 1 | 6 | |
| Black River | 1 | 1 | - | - | - | - | |
| Island of Mauritius | 120 | 23 | 60 | 30 | 7 | 97 | |
| Island of Rodrigues | 3 | - | 2 | 1 | - | 3 | |
| Republic of Mauritius | 123 | 23 | 62 | 31 | 7 | 100 | |

¹ Includes Mahatma Gandhi Institute

Table 42 - Distribution of rooms in secondary schools by geographical district and use

| Geographical District | Use of rooms | | | | | | |
|-----------------------|--------------|--------|------------|--------------|----------|--------------------|--|
| | Classroom | Office | Laboratory | Special Room | Workshop | Multi-purpose room | |
| Port Louis | 330 | 67 | 45 | 60 | 5 | 22 | |
| Pamplemousses | 217 | 29 | 27 | 28 | 2 | 12 | |
| Riviere du Rempart | 168 | 28 | 15 | 32 | 3 | 7 | |
| Flacq | 240 | 50 | 22 | 52 | 7 | 17 | |
| Grand Port | 156 | 37 | 26 | 36 | 3 | 6 | |
| Savanne | 119 | 25 | 16 | 25 | 5 | 5 | |
| Plaines Wilhems | 1,063 | 172 | 124 | 194 | 25 | 98 | |
| Moka | 133 | 20 | 19 | 22 | 3 | 8 | |
| Black River | 28 | 5 | 4 | 9 | 2 | 2 | |
| Island of Mauritius | 2,454 | 433 | 298 | 458 | 55 | 177 | |
| Island of Rodrigues | 61 | 9 | 3 | 11 | - | 3 | |
| Republic of Mauritius | 2,515 | 442 | 301 | 469 | 55 | 180 | |

Table 43 - Distribution of rooms in state secondary schools by geographical district and use

| Geographical District | Use of rooms | | | | | |
|-----------------------|--------------|--------|------------|--------------|----------|--------------------|
| | Classroom | Office | Laboratory | Special Room | Workshop | Multi-purpose room |
| Port Louis | 60 | 15 | 15 | 17 | 3 | 11 |
| Pamplemousses | 69 | 13 | 11 | 11 | 2 | 5 |
| Riviere du Rempart | 49 | 12 | 8 | 15 | 3 | 4 |
| Flacq | 39 | 10 | 7 | 15 | 2 | 4 |
| Grand Port | 31 | 13 | 12 | 15 | 3 | 4 |
| Savanne | 27 | 5 | 4 | 4 | 2 | 3 |
| Plaines Wilhems | 189 | 33 | 33 | 43 | 8 | 19 |
| Moka | 54 | 7 | 11 | 9 | 3 | 4 |
| Black River | 28 | 5 | 4 | 9 | 2 | 2 |
| Island of Mauritius | 546 | 113 | 105 | 138 | 28 | 56 |

Table 44 - Distribution of rooms in private secondary schools by geographical district and use

| Geographical District | Use of rooms | | | | | | |
|-----------------------|--------------|--------|------------|--------------|----------|--------------------|--|
| | Classrooms | Office | Laboratory | Special Room | Workshop | Multi-purpose room | |
| Port Louis | 270 | 52 | 30 | 43 | 2 | 11 | |
| Pamplemousses | 148 | 16 | 16 | 17 | - | 7 | |
| Riviere du Rempart | 119 | 16 | 7 | 17 | - | 3 | |
| Flacq | 201 | 40 | 15 | 37 | 5 | 13 | |
| Grand Port | 125 | 24 | 14 | 21 | - | 2 | |
| Savanne | 92 | 20 | 12 | 21 | 3 | 2 | |
| Plaines Wilhems | 874 | 139 | 91 | 151 | 17 | 79 | |
| Moka | 79 | 13 | 8 | 13 | - | 4 | |
| Black River | - | - | - | - | - | - | |
| Island of Mauritius | 1908 | 320 | 193 | 320 | 27 | 121 | |
| Island of Rodrigues | 61 | 9 | 3 | 11 | - | 3 | |
| Republic of Mauritius | 1969 | 329 | 196 | 331 | 27 | 124 | |

Table 45 - Distribution of secondary schools by geographical district, type of administration and recreational facilities available

| Geographical District | Recreational Facilities | | | | | | | | |
|-----------------------|-------------------------|------------------|-----------------|------------------|------------------|-----------------|------------------|------------------|-----------------|
| | All Schools | | | State Schools | | | Private Schools | | |
| | Volleyball pitch | Basketball pitch | Football ground | Volleyball pitch | Basketball pitch | Football ground | Volleyball pitch | Basketball pitch | Football ground |
| Port Louis | 25 | 10 | 1 | 4 | 4 | 1 | 21 | 6 | - |
| Pamplemousses | 38 | 6 | 5 | 6 | 5 | 2 | 32 | 1 | 3 |
| Riviere du Rempart | 11 | 4 | 4 | 3 | 2 | 2 | 8 | 2 | 2 |
| Flacq | 33 | 6 | 3 | 3 | 2 | 2 | 30 | 4 | 1 |
| Grand Port | 30 | 6 | 2 | 3 | 2 | 1 | 27 | 4 | 1 |
| Savanne | 21 | 4 | 2 | 1 | 1 | 1 | 20 | 3 | 1 |
| Plaines Wilhems | 127 | 37 | 30 | 10 | 5 | 4 | 117 | 32 | 26 |
| Moka | 24 | 7 | 3 | 4 | 4 | 2 | 20 | 3 | 1 |
| Black River | 1 | - | 1 | 1 | - | 1 | - | - | - |
| Island of Mauritius | 310 | 80 | 51 | 35 | 25 | 16 | 275 | 55 | 35 |
| Island of Rodrigues | 2 | 2 | - | - | - | - | 2 | 2 | - |
| Republic of Mauritius | 312 | 82 | 51 | 35 | 25 | 16 | 277 | 57 | 35 |

Table 46 - Distribution of secondary schools by geographical district and number of pupils

| Geographical District | Number of Pupils | | | | | | Total |
|-----------------------|------------------|-------------------|---------------------|-----------------------|----------------|-----|-------|
| | under 200 | 200 and under 500 | 500 and under 1,000 | 1,000 and under 1,500 | 1,500 and over | | |
| Port Louis | - | 6 | 11 | - | 1 | 18 | |
| Pamplemousses | - | 3 | 8 | - | - | 11 | |
| Riviere du Rempart | 1 | 1 | 4 | 2 | - | 8 | |
| Flacq | - | 1 | 4 | 3 | 1 | 9 | |
| Grand Port | - | 6 | 4 | 1 | - | 11 | |
| Savanne | 2 | 4 | 1 | 1 | - | 8 | |
| Plaines Wilhems | 1 | 7 | 28 | 6 | 4 | 46 | |
| Moka | 1 | 4 | 3 | - | - | 8 | |
| Black River | - | - | 1 | - | - | 1 | |
| Island of Mauritius | 5 | 32 | 64 | 13 | 6 | 120 | |
| Island of Rodrigues | - | - | 3 | - | - | 3 | |
| Republic of Mauritius | 5 | 32 | 67 | 13 | 6 | 123 | |

Table 47 - Number of sections in secondary schools by geographical district and grade

| Geographical District | Grade | | | | | | | Total |
|-----------------------|-------|-----|-----|-----|-----|----------|----------|-------|
| | I | II | III | IV | V | Lower VI | Upper VI | |
| Port Louis | 64 | 66 | 53 | 57 | 60 | 18 | 30 | 348 |
| Pamplemousses | 42 | 34 | 34 | 38 | 43 | 7 | 9 | 207 |
| Riviere du Rempart | 36 | 29 | 25 | 31 | 27 | 10 | 7 | 165 |
| Flacq | 48 | 44 | 39 | 45 | 39 | 12 | 15 | 242 |
| Grand Port | 39 | 27 | 25 | 28 | 31 | 7 | 9 | 166 |
| Savanne | 25 | 22 | 22 | 22 | 22 | 2 | 3 | 118 |
| Plaines Wilhems | 181 | 173 | 163 | 176 | 166 | 82 | 109 | 1,050 |
| Moka | 26 | 23 | 22 | 24 | 20 | 7 | 8 | 130 |
| Black River | 5 | 4 | 4 | 3 | 5 | 3 | 4 | 28 |
| Island of Mauritius | 466 | 422 | 387 | 424 | 413 | 148 | 194 | 2,454 |
| Island of Rodrigues | 15 | 12 | 12 | 12 | 8 | 1 | 1 | 61 |
| Republic of Mauritius | 481 | 434 | 399 | 436 | 421 | 149 | 195 | 2,515 |

Table 48 - Enrolment in secondary schools by grade, type of administration and sex - Island of Mauritius

| Grade | All Schools | | | State Schools | | | Private Schools | | |
|-----------------|-------------|--------|--------|---------------|-------|--------|-----------------|--------|--------|
| | Both sexes | Male | Female | Both sexes | Male | Female | Both sexes | Male | Female |
| Form I | 17,083 | 8,183 | 8,900 | 2,575 | 1,395 | 1,180 | 14,508 | 6,788 | 7,720 |
| Form II | 15,553 | 7,658 | 7,895 | 2,538 | 1,390 | 1,148 | 13,015 | 6,268 | 6,747 |
| Form III | 14,388 | 7,128 | 7,260 | 2,546 | 1,384 | 1,162 | 11,842 | 5,744 | 6,098 |
| Form IV | 14,520 | 7,098 | 7,422 | 2,574 | 1,364 | 1,210 | 11,946 | 5,734 | 6,212 |
| Form V | 14,041 | 6,953 | 7,088 | 2,935 | 1,553 | 1,382 | 11,106 | 5,400 | 5,706 |
| Form VI (Lower) | 4,572 | 2,238 | 2,334 | 1,879 | 978 | 901 | 2,693 | 1,260 | 1,433 |
| Form VI (Upper) | 5,365 | 2,774 | 2,591 | 2,617 | 1,393 | 1,224 | 2,748 | 1,381 | 1,367 |
| Total | 85,522 | 42,032 | 43,490 | 17,664 | 9,457 | 8,207 | 67,858 | 32,575 | 35,283 |

Table 49 - Enrolment in secondary schools by sex, geographical district and grade
Both sexes

| Geographical District | Grade | | | | | | Total | |
|-----------------------|--------|--------|--------|--------|--------|----------|-------|----------|
| | I | II | III | IV | V | Lower VI | | Upper VI |
| Port Louis | 2,312 | 2,351 | 1,982 | 1,825 | 1,997 | 552 | 815 | 11,834 |
| Pamplemousses | 1,542 | 1,203 | 1,187 | 1,261 | 1,393 | 188 | 258 | 7,032 |
| Riviere du Rempart | 1,375 | 1,170 | 1,000 | 1,123 | 983 | 265 | 234 | 6,150 |
| Flacq | 1,821 | 1,763 | 1,488 | 1,564 | 1,418 | 314 | 398 | 8,766 |
| Grand Port | 1,323 | 930 | 873 | 948 | 1,027 | 195 | 216 | 5,512 |
| Savanne | 761 | 709 | 695 | 620 | 683 | 53 | 68 | 3,589 |
| Plaines Wilhems | 6,893 | 6,554 | 6,328 | 6,312 | 5,745 | 2,751 | 3,067 | 37,650 |
| Moka | 856 | 751 | 696 | 772 | 614 | 184 | 220 | 4,093 |
| Black River | 200 | 122 | 139 | 95 | 181 | 70 | 89 | 896 |
| Island of Mauritius | 17,083 | 15,553 | 14,388 | 14,520 | 14,041 | 4,572 | 5,365 | 85,522 |
| Island of Rodrigues | 574 | 462 | 415 | 391 | 248 | 23 | 26 | 2,139 |
| Republic of Mauritius | 17,657 | 16,015 | 14,803 | 14,911 | 14,289 | 4,595 | 5,391 | 87,661 |

Table 49 - Enrolment in secondary schools by sex, geographical district and grade (cont'd)

Male

| Geographical District | Grade | | | | | | | | | | Total |
|-----------------------|-------|-------|-------|-------|-------|----------|----------|--|--|--------|-------|
| | I | II | III | IV | V | Lower VI | Upper VI | | | | |
| Port Louis | 1,086 | 1,151 | 1,043 | 845 | 922 | 320 | 508 | | | 5,875 | |
| Pamplemousses | 663 | 540 | 543 | 616 | 641 | 35 | 47 | | | 3,085 | |
| Riviere du Rempart | 651 | 510 | 485 | 548 | 514 | 83 | 88 | | | 2,879 | |
| Flacq | 863 | 964 | 761 | 789 | 679 | 169 | 206 | | | 4,431 | |
| Grand Port | 605 | 411 | 395 | 477 | 510 | 125 | 146 | | | 2,669 | |
| Savanne | 361 | 334 | 300 | 294 | 347 | 27 | 34 | | | 1,697 | |
| Plaines Wilhems | 3,478 | 3,336 | 3,237 | 3,117 | 2,968 | 1,339 | 1,555 | | | 19,030 | |
| Moka | 367 | 349 | 291 | 359 | 269 | 101 | 122 | | | 1,858 | |
| Black River | 109 | 63 | 73 | 53 | 103 | 39 | 68 | | | 508 | |
| Island of Mauritius | 8,183 | 7,658 | 7,128 | 7,098 | 6,953 | 2,238 | 2,774 | | | 42,032 | |
| Island of Rodrigues | 269 | 230 | 171 | 168 | 125 | 17 | 13 | | | 993 | |
| Republic of Mauritius | 8,452 | 7,888 | 7,299 | 7,266 | 7,078 | 2,255 | 2,787 | | | 43,025 | |

Table 49 - Enrolment in secondary schools by sex, geographical district and grade (cont'd)

Female

| Geographical District | Grade | | | | | | | Total |
|-----------------------|-------|-------|-------|-------|-------|----------|----------|--------|
| | I | II | III | IV | V | Lower VI | Upper VI | |
| Port Louis | 1,226 | 1,200 | 939 | 980 | 1,075 | 232 | 307 | 5,959 |
| Pamplemousses | 879 | 663 | 644 | 645 | 752 | 153 | 211 | 3,947 |
| Riviere du Rempart | 724 | 660 | 515 | 575 | 469 | 182 | 146 | 3,271 |
| Flacq | 958 | 799 | 727 | 775 | 739 | 145 | 192 | 4,335 |
| Grand Port | 718 | 519 | 478 | 471 | 517 | 70 | 70 | 2,843 |
| Savanne | 400 | 375 | 395 | 326 | 336 | 26 | 34 | 1,892 |
| Plaines Wilhems | 3,415 | 3,218 | 3,091 | 3,195 | 2,777 | 1,412 | 1,512 | 18,620 |
| Moka | 489 | 402 | 405 | 413 | 345 | 83 | 98 | 2,235 |
| Black River | 91 | 59 | 66 | 42 | 78 | 31 | 21 | 388 |
| Island of Mauritius | 8,900 | 7,895 | 7,260 | 7,422 | 7,088 | 2,334 | 2,591 | 43,490 |
| Island of Rodrigues | 305 | 232 | 244 | 223 | 123 | 6 | 13 | 1,146 |
| Republic of Mauritius | 9,205 | 8,127 | 7,504 | 7,645 | 7,211 | 2,340 | 2,604 | 44,636 |

Table 50 - Enrolment in state secondary schools by sex, geographical district and grade

Both sexes

| Geographical District | Grade | | | | | | | | Total |
|-----------------------|-------|-------|-------|-------|-------|----------|----------|--|--------|
| | I | II | III | IV | V | Lower VI | Upper VI | | |
| Port Louis | 258 | 340 | 302 | 315 | 322 | 219 | 358 | | 2,114 |
| Pamplemousses | 336 | 294 | 296 | 350 | 352 | 146 | 206 | | 1,980 |
| Riviere du Rempart | 241 | 249 | 237 | 243 | 312 | 153 | 234 | | 1,669 |
| Flacq | 207 | 216 | 246 | 208 | 251 | 117 | 175 | | 1,420 |
| Grand Port | 222 | 152 | 161 | 195 | 205 | 153 | 173 | | 1,261 |
| Savanne | 155 | 147 | 157 | 113 | 158 | 53 | 68 | | 851 |
| Plaines Wilhems | 707 | 781 | 756 | 822 | 849 | 784 | 1094 | | 5,793 |
| Moka | 249 | 237 | 252 | 233 | 305 | 184 | 220 | | 1,680 |
| Black River | 200 | 122 | 139 | 95 | 181 | 70 | 89 | | 896 |
| Island of Mauritius | 2,575 | 2,538 | 2,546 | 2,574 | 2,935 | 1,879 | 2,617 | | 17,664 |

Table 50 - Enrolment in state secondary schools by sex, geographical district and grade(cont'd)

Male

| Geographical District | Grade | | | | | | | Total |
|-----------------------|-------|-------|-------|-------|-------|----------|----------|-------|
| | I | II | III | IV | V | Lower VI | Upper VI | |
| Port Louis | 178 | 224 | 220 | 205 | 205 | 166 | 282 | 1,480 |
| Pamplemousses | 113 | 108 | 133 | 125 | 135 | 16 | 26 | 656 |
| Riviere du Rempart | 123 | 129 | 113 | 119 | 158 | 55 | 88 | 785 |
| Flacq | 123 | 123 | 131 | 98 | 112 | 67 | 96 | 750 |
| Grand Port | 162 | 116 | 116 | 152 | 157 | 125 | 146 | 974 |
| Savanne | 90 | 79 | 81 | 66 | 89 | 27 | 34 | 466 |
| Plaines Wilhems | 375 | 418 | 399 | 424 | 439 | 382 | 531 | 2,968 |
| Moka | 122 | 130 | 118 | 122 | 155 | 101 | 122 | 870 |
| Black River | 109 | 63 | 73 | 53 | 103 | 39 | 68 | 508 |
| Island of Mauritius | 1,395 | 1,390 | 1,384 | 1,364 | 1,553 | 978 | 1,393 | 9,457 |

Table 50 - Enrolment in state secondary schools by sex, geographical district and grade(cont'd)

Female

| Geographical District | Grade | | | | | | | | | |
|-----------------------|-------|-------|-------|-------|-------|----------|----------|-------|--|--|
| | I | II | III | IV | V | Lower VI | Upper VI | Total | | |
| Port Louis | 80 | 116 | 82 | 110 | 117 | 53 | 76 | 634 | | |
| Pamplemousses | 223 | 186 | 163 | 225 | 217 | 130 | 180 | 1,324 | | |
| Riviere du Rempart | 118 | 120 | 124 | 124 | 154 | 98 | 146 | 884 | | |
| Flacq | 84 | 93 | 115 | 110 | 139 | 50 | 79 | 670 | | |
| Grand Port | 60 | 36 | 45 | 43 | 48 | 28 | 27 | 287 | | |
| Savanne | 65 | 68 | 76 | 47 | 69 | 26 | 34 | 385 | | |
| Plaines Wilhems | 332 | 363 | 357 | 398 | 410 | 402 | 563 | 2,825 | | |
| Moka | 127 | 107 | 134 | 111 | 150 | 83 | 98 | 810 | | |
| Black River | 91 | 59 | 66 | 42 | 78 | 31 | 21 | 388 | | |
| Island of Mauritius | 1,180 | 1,148 | 1,162 | 1,210 | 1,382 | 901 | 1,224 | 8,207 | | |

Table 51 - Enrolment in private secondary schools by sex, geographical district and grade

Both Sexes

| Geographical District | Grade | | | | | | | | | Total |
|-----------------------|--------|--------|--------|--------|--------|----------|----------|--|--|--------|
| | I | II | III | IV | V | Lower VI | Upper VI | | | |
| Port Louis | 2,054 | 2,011 | 1,680 | 1,510 | 1,675 | 333 | 457 | | | 9,720 |
| Pamplemousses | 1,206 | 909 | 891 | 911 | 1,041 | 42 | 52 | | | 5,052 |
| Riviere du Rempart | 1,134 | 921 | 763 | 880 | 671 | 112 | - | | | 4,481 |
| Flacq | 1,614 | 1,547 | 1,242 | 1,356 | 1,167 | 197 | 223 | | | 7,346 |
| Grand Port | 1,101 | 778 | 712 | 753 | 822 | 42 | 43 | | | 4,251 |
| Savanne | 606 | 562 | 538 | 507 | 525 | - | - | | | 2,738 |
| Plaines Wilhems | 6,186 | 5,773 | 5,572 | 5,490 | 4,896 | 1,967 | 1,973 | | | 31,857 |
| Moka | 607 | 514 | 444 | 539 | 309 | - | - | | | 2,413 |
| Black River | - | - | - | - | - | - | - | | | - |
| Island of Mauritius | 14,508 | 13,015 | 11,842 | 11,946 | 11,106 | 2,693 | 2,748 | | | 67,858 |
| Island of Rodrigues | 574 | 462 | 415 | 391 | 248 | 23 | 26 | | | 2,139 |
| Republic of Mauritius | 15,082 | 13,477 | 12,257 | 12,337 | 11,354 | 2,716 | 2,774 | | | 69,997 |

Table 51 - Enrolment in private secondary schools by sex, geographical district and grade (cont'd)

Male

| Geographical District | Grade | | | | | | | Total |
|-----------------------|-------|-------|-------|-------|-------|----------|----------|--------|
| | I | II | III | IV | V | Lower VI | Upper VI | |
| Port Louis | 908 | 927 | 823 | 640 | 717 | 154 | 226 | 4,395 |
| Pamplemousses | 550 | 432 | 410 | 491 | 506 | 19 | 21 | 2,429 |
| Riviere du Rempart | 528 | 381 | 372 | 429 | 356 | 28 | - | 2,094 |
| Flacq | 740 | 841 | 630 | 691 | 567 | 102 | 110 | 3,681 |
| Grand Port | 443 | 295 | 279 | 325 | 353 | - | - | 1,695 |
| Savanne | 271 | 255 | 219 | 228 | 258 | - | - | 1,231 |
| Plaines Wilhems | 3,103 | 2,918 | 2,838 | 2,693 | 2,529 | 957 | 1,024 | 16,062 |
| Moka | 245 | 219 | 173 | 237 | 114 | - | - | 988 |
| Black River | - | - | - | - | - | - | - | - |
| Island of Mauritius | 6,788 | 6,268 | 5,744 | 5,734 | 5,400 | 1,260 | 1,381 | 32,575 |
| Island of Rodrigues | 269 | 230 | 171 | 168 | 125 | 17 | 13 | 993 |
| Republic of Mauritius | 7,057 | 6,498 | 5,915 | 5,902 | 5,525 | 1,277 | 1,394 | 33,568 |

Table 51 - Enrolment in private secondary schools by sex, geographical district and grade (cont'd)

Female

| Geographical District | Grade | | | | | | | | | Total |
|-----------------------|-------|-------|-------|-------|-------|----------|----------|--|--|--------|
| | I | II | III | IV | V | Lower VI | Upper VI | | | |
| Port Louis | 1,146 | 1,084 | 857 | 870 | 958 | 179 | 231 | | | 5,325 |
| Pamplemousses | 656 | 477 | 481 | 420 | 535 | 23 | 31 | | | 2,623 |
| Riviere du Rempart | 606 | 540 | 391 | 451 | 315 | 84 | - | | | 2,387 |
| Flacq | 874 | 706 | 612 | 665 | 600 | 95 | 113 | | | 3,665 |
| Grand Port | 658 | 483 | 433 | 428 | 469 | 42 | 43 | | | 2,556 |
| Savanne | 335 | 307 | 319 | 279 | 267 | - | - | | | 1,507 |
| Plaines Wilhems | 3,083 | 2,855 | 2,734 | 2,797 | 2,367 | 1,010 | 949 | | | 15,795 |
| Moka | 362 | 295 | 271 | 302 | 195 | - | - | | | 1,425 |
| Black River | - | - | - | - | - | - | - | | | - |
| Island of Mauritius | 7,720 | 6,747 | 6,098 | 6,212 | 5,706 | 1,433 | 1,367 | | | 35,283 |
| Island of Rodrigues | 305 | 232 | 244 | 223 | 123 | 6 | 13 | | | 1,146 |
| Republic of Mauritius | 8,025 | 6,979 | 6,342 | 6,435 | 5,829 | 1,439 | 1,380 | | | 36,429 |

Table 52 - Enrolment in secondary schools by grade and sex - Island of Mauritius (1991-1993)

| Grade | 1991 | | | 1992 | | | 1993 | | |
|----------|------------|--------|--------|------------|--------|--------|------------|--------|--------|
| | Both sexes | Male | Female | Both sexes | Male | Female | Both sexes | Male | Female |
| I | 15,126 | 7,285 | 7,841 | 15,827 | 7,777 | 8,050 | 17,083 | 8,183 | 8,900 |
| II | 13,378 | 6,398 | 6,980 | 14,844 | 7,286 | 7,558 | 15,553 | 7,658 | 7,895 |
| III | 14,341 | 6,941 | 7,400 | 12,874 | 6,180 | 6,694 | 14,388 | 7,128 | 7,260 |
| IV | 15,289 | 7,557 | 7,732 | 15,715 | 7,816 | 7,899 | 14,520 | 7,098 | 7,422 |
| V | 13,023 | 6,456 | 6,567 | 13,564 | 6,685 | 6,879 | 14,041 | 6,953 | 7,088 |
| Lower VI | 3,745 | 1,934 | 1,811 | 4,351 | 2,252 | 2,099 | 4,572 | 2,238 | 2,334 |
| Upper VI | 4,425 | 2,345 | 2,080 | 4,531 | 2,356 | 2,175 | 5,365 | 2,774 | 2,591 |
| Total | 79,327 | 38,916 | 40,411 | 81,706 | 40,352 | 41,354 | 85,522 | 42,032 | 43,490 |

Table 53 - Enrolment in secondary schools by grade and sex - Island of Rodrigues (1991-1993)

| Grade | 1991 | | | 1992 | | | 1993 | | |
|----------|------------|------|--------|------------|------|--------|------------|------|--------|
| | Both sexes | Male | Female | Both sexes | Male | Female | Both sexes | Male | Female |
| I | 447 | 236 | 211 | 518 | 259 | 259 | 574 | 269 | 305 |
| II | 422 | 175 | 247 | 360 | 173 | 187 | 462 | 230 | 232 |
| III | 405 | 195 | 210 | 451 | 198 | 253 | 415 | 171 | 244 |
| IV | 274 | 124 | 150 | 291 | 132 | 159 | 391 | 168 | 223 |
| V | 169 | 103 | 66 | 226 | 110 | 116 | 248 | 125 | 123 |
| Lower VI | 20 | 12 | 8 | 18 | 9 | 9 | 23 | 17 | 6 |
| Upper VI | 26 | 17 | 9 | 21 | 13 | 8 | 26 | 13 | 13 |
| Total | 1,763 | 862 | 901 | 1,885 | 894 | 991 | 2,139 | 993 | 1,146 |

Table 54 - Enrolment in secondary schools by sex, age and grade - Island of Mauritius

Both Sexes

| Age (in years) | Grade | | | | | | | Total |
|-------------------|--------|--------|--------|--------|--------|----------|----------|--------|
| | I | II | III | IV | V | Lower VI | Upper VI | |
| 10 | 72 | - | - | - | - | - | - | 72 |
| 11 | 6,060 | 88 | - | - | - | - | - | 6,148 |
| 12 | 7,836 | 4,910 | 137 | - | - | - | - | 12,883 |
| 13 | 2,705 | 7,383 | 4,961 | 155 | - | - | - | 15,204 |
| 14 | 357 | 2,770 | 6,233 | 4,307 | 517 | - | - | 14,184 |
| 15 | 53 | 353 | 2,290 | 5,608 | 3,089 | 290 | - | 11,683 |
| 16 | - | 45 | 573 | 3,112 | 4,622 | 1,324 | 183 | 9,859 |
| 17 | - | 4 | 130 | 1,094 | 3,571 | 1,579 | 1,193 | 7,571 |
| 18 | - | - | 64 | 224 | 1,770 | 1,042 | 1,919 | 5,019 |
| 19 | - | - | - | 20 | 431 | 333 | 1,629 | 2,413 |
| 20 & Over | - | - | - | - | 41 | 4 | 441 | 486 |
| Total | 17,083 | 15,553 | 14,388 | 14,520 | 14,041 | 4,572 | 5,365 | 85,522 |

Table 54 - Enrolment in secondary schools by sex, age and grade - Island of Mauritius (cont'd)

Male

| Age (in years) | Grade | | | | | | | | Total |
|-------------------|-------|-------|-------|-------|-------|----------|----------|-------|--------|
| | I | II | III | IV | V | Lower VI | Upper VI | Total | |
| 10 | 38 | - | - | - | - | - | - | - | 38 |
| 11 | 2,681 | 31 | - | - | - | - | - | - | 2,712 |
| 12 | 3,918 | 2,187 | 96 | - | - | - | - | - | 6,201 |
| 13 | 1,353 | 3,782 | 2,137 | 114 | - | - | - | - | 7,386 |
| 14 | 164 | 1,443 | 3,146 | 1,869 | 269 | - | - | - | 6,891 |
| 15 | 29 | 195 | 1,332 | 2,850 | 1,312 | 186 | - | - | 5,904 |
| 16 | - | 18 | 346 | 1,560 | 2,199 | 597 | 90 | - | 4,810 |
| 17 | - | 2 | 50 | 569 | 1,835 | 742 | 537 | - | 3,735 |
| 18 | - | - | 21 | 122 | 1,036 | 548 | 972 | - | 2,699 |
| 19 | - | - | - | 14 | 271 | 162 | 884 | - | 1,331 |
| 20 & Over | - | - | - | - | 31 | 3 | 291 | - | 325 |
| Total | 8,183 | 7,658 | 7,128 | 7,098 | 6,953 | 2,238 | 2,774 | - | 42,032 |

Table 54 - Enrolment in secondary schools by sex, age and grade - Island of Mauritius (cont'd)

Female

| Age (in years) | Grade | | | | | | | | | | Total |
|-------------------|-------|-------|-------|-------|-------|----------|----------|---|---|--------|-------|
| | I | II | III | IV | V | Lower VI | Upper VI | | | Total | |
| 10 | 34 | - | - | - | - | - | - | - | - | - | 34 |
| 11 | 3,379 | 57 | - | - | - | - | - | - | - | - | 3,436 |
| 12 | 3,918 | 2,723 | 41 | - | - | - | - | - | - | - | 6,682 |
| 13 | 1,352 | 3,601 | 2,824 | 41 | - | - | - | - | - | - | 7,818 |
| 14 | 193 | 1,327 | 3,087 | 2,438 | 248 | - | - | - | - | - | 7,293 |
| 15 | 24 | 158 | 958 | 2,758 | 1,777 | 104 | - | - | - | - | 5,779 |
| 16 | - | 27 | 227 | 1,552 | 2,423 | 727 | 93 | - | - | - | 5,049 |
| 17 | - | 2 | 80 | 525 | 1,736 | 837 | 656 | - | - | - | 3,836 |
| 18 | - | - | 43 | 102 | 734 | 494 | 947 | - | - | - | 2,320 |
| 19 | - | - | - | 6 | 160 | 171 | 745 | - | - | - | 1,082 |
| 20 & Over | - | - | - | - | 10 | 1 | 150 | - | - | - | 161 |
| Total | 8,900 | 7,895 | 7,260 | 7,422 | 7,088 | 2,334 | 2,591 | | | 43,490 | |

Table 55 - Enrolment in secondary schools by sex, age and grade - Island of Rodrigues

Both Sexes

| Age (in years) | Grade | | | | | | | | Total |
|-------------------|-------|-----|-----|-----|-----|----------|----------|-------|-------|
| | I | II | III | IV | V | Lower VI | Upper VI | Total | |
| 10 | 1 | - | - | - | - | - | - | - | 1 |
| 11 | 247 | - | - | - | - | - | - | - | 247 |
| 12 | 254 | 159 | - | - | - | - | - | - | 413 |
| 13 | 63 | 194 | 86 | - | - | - | - | - | 343 |
| 14 | 9 | 88 | 159 | 59 | - | - | - | - | 315 |
| 15 | - | 20 | 105 | 122 | 34 | - | - | - | 281 |
| 16 | - | 1 | 50 | 109 | 66 | 7 | - | - | 233 |
| 17 | - | - | 15 | 75 | 76 | 8 | 8 | - | 182 |
| 18 | - | - | - | 21 | 58 | 6 | 10 | - | 95 |
| 19 | - | - | - | 5 | 11 | 2 | 7 | - | 25 |
| 20 & Over | - | - | - | - | 3 | - | 1 | - | 4 |
| Total | 574 | 462 | 415 | 391 | 248 | 23 | 26 | - | 2,139 |

Table 55 - Enrolment in secondary schools by sex, age and grade - Island of Rodrigues (cont'd)

Male

| Age (in years) | Grade | | | | | | | | | | Total |
|-------------------|-------|-----|-----|-----|-----|----------|----------|---|---|---|-------|
| | I | II | III | IV | V | Lower VI | Upper VI | | | | |
| 10 | - | - | - | - | - | - | - | - | - | - | - |
| 11 | 100 | - | - | - | - | - | - | - | - | - | 100 |
| 12 | 130 | 73 | - | - | - | - | - | - | - | - | 203 |
| 13 | 38 | 97 | 31 | - | - | - | - | - | - | - | 166 |
| 14 | 1 | 47 | 68 | 12 | - | - | - | - | - | - | 128 |
| 15 | - | 12 | 42 | 52 | 15 | - | - | - | - | - | 121 |
| 16 | - | 1 | 21 | 53 | 32 | 4 | - | - | - | - | 111 |
| 17 | - | - | 9 | 36 | 37 | 7 | 5 | - | - | - | 94 |
| 18 | - | - | - | 12 | 28 | 4 | 3 | - | - | - | 47 |
| 19 | - | - | - | 3 | 10 | 2 | 5 | - | - | - | 20 |
| 20 & Over | - | - | - | - | 3 | - | - | - | - | - | 3 |
| Total | 269 | 230 | 171 | 168 | 125 | 17 | 13 | | | | 993 |

Table 55 - Enrolment in secondary schools by sex, age and grade - Island of Rodrigues (cont'd)

Female

| Age (in years) | Grade | | | | | | | | | | Total |
|-------------------|-------|-----|-----|-----|-----|----------|----------|---|----|-------|-------|
| | I | II | III | IV | V | VI Lower | VI Upper | | | | |
| 10 | 1 | - | - | - | - | - | - | - | - | - | 1 |
| 11 | 147 | - | - | - | - | - | - | - | - | - | 147 |
| 12 | 124 | 86 | - | - | - | - | - | - | - | - | 210 |
| 13 | 25 | 97 | 55 | - | - | - | - | - | - | - | 177 |
| 14 | 8 | 41 | 91 | 47 | - | - | - | - | - | - | 187 |
| 15 | - | 8 | 63 | 70 | 19 | - | - | - | - | - | 160 |
| 16 | - | - | 29 | 56 | 34 | 3 | - | - | - | - | 122 |
| 17 | - | - | 6 | 39 | 39 | 1 | 3 | - | - | - | 88 |
| 18 | - | - | - | 9 | 30 | 2 | 7 | - | - | - | 48 |
| 19 | - | - | - | 2 | 1 | - | 2 | - | - | - | 5 |
| 20 & Over | - | - | - | - | - | - | - | - | - | 1 | 1 |
| TOTAL | 305 | 232 | 244 | 223 | 123 | 6 | 13 | 6 | 13 | 1,146 | |

Table 56 - Number of repeaters in secondary schools by sex, geographical district and grade

Both sexes

| Geographical District | Grade | | | | | | | | Total |
|-----------------------|-------|-------|-------|-------|-------|----------|----------|--------|-------|
| | I | II | III | IV | V | Lower VI | Upper VI | VI | |
| Port Louis | 121 | 190 | 229 | 387 | 756 | 14 | 143 | 1,840 | |
| Pamplemousses | 49 | 51 | 83 | 372 | 438 | 10 | 65 | 1,068 | |
| Riviere du Rempart | 60 | 67 | 79 | 354 | 378 | 6 | 63 | 1,007 | |
| Flacq | 57 | 90 | 154 | 458 | 523 | 29 | 114 | 1,425 | |
| Grand Port | 22 | 70 | 73 | 240 | 340 | 22 | 67 | 834 | |
| Savanne | 5 | 10 | 42 | 217 | 264 | 1 | 13 | 552 | |
| Plaines Wilhems | 398 | 577 | 720 | 1,581 | 1,548 | 336 | 720 | 5,880 | |
| Moka | 5 | 17 | 19 | 169 | 190 | - | 28 | 428 | |
| Black River | - | - | - | 20 | 54 | 6 | 26 | 106 | |
| Island of Mauritius | 717 | 1,072 | 1,399 | 3,798 | 4,491 | 424 | 1,239 | 13,140 | |
| Island of Rodrigues | 83 | 58 | 122 | 95 | 83 | - | 9 | 450 | |
| Republic of Mauritius | 800 | 1,130 | 1,521 | 3,893 | 4,574 | 424 | 1,248 | 13,590 | |

Table 56 - Number of repeaters in secondary schools by sex, geographical district and grade (cont'd)

Male

| Geographical District | Grade | | | | | | | | | | Total |
|-----------------------|-------|-----|-----|-------|-------|----------|----------|--|--|-------|-------|
| | I | II | III | IV | V | Lower VI | Upper VI | | | | |
| Port Louis | 68 | 94 | 164 | 199 | 312 | 13 | 90 | | | 940 | |
| Pamplemousses | 24 | 31 | 40 | 194 | 211 | 4 | - | | | 504 | |
| Riviere du Rempart | 4 | 3 | 26 | 196 | 201 | - | 29 | | | 459 | |
| Flacq | 15 | 22 | 58 | 247 | 268 | 27 | 63 | | | 700 | |
| Grand Port | 7 | 42 | 51 | 148 | 177 | 17 | 58 | | | 500 | |
| Savanne | 2 | 8 | 16 | 98 | 143 | - | 7 | | | 274 | |
| Plaines Wilhems | 183 | 291 | 326 | 840 | 797 | 217 | 376 | | | 3,030 | |
| Moka | 2 | 8 | 6 | 96 | 91 | - | 16 | | | 219 | |
| Black River | - | - | - | 16 | 34 | 3 | 19 | | | 72 | |
| Island of Mauritius | 305 | 499 | 687 | 2,034 | 2,234 | 281 | 658 | | | 6,698 | |
| Island of Rodrigues | 46 | 39 | 45 | 31 | 39 | - | 5 | | | 205 | |
| Republic of Mauritius | 351 | 538 | 732 | 2,065 | 2,273 | 281 | 663 | | | 6,903 | |

Table 56 - Number of repeaters in secondary schools by sex, geographical district and grade (cont'd)

Female

| Geographical District | Grade | | | | | | | Total |
|-----------------------|-------|-----|-----|-------|-------|----------|----------|-------|
| | I | II | III | IV | V | Lower VI | Upper VI | |
| Port Louis | 53 | 96 | 65 | 188 | 444 | 1 | 53 | 900 |
| Pamplemousses | 25 | 20 | 43 | 178 | 227 | 6 | 65 | 564 |
| Riviere du Rempart | 56 | 64 | 53 | 158 | 177 | 6 | 34 | 548 |
| Flacq | 42 | 68 | 96 | 211 | 255 | 2 | 51 | 725 |
| Grand Port | 15 | 28 | 22 | 92 | 163 | 5 | 9 | 334 |
| Savanne | 3 | 2 | 26 | 119 | 121 | 1 | 6 | 278 |
| Plaines Wilhems | 215 | 286 | 394 | 741 | 751 | 119 | 344 | 2,850 |
| Moka | 3 | 9 | 13 | 73 | 99 | - | 12 | 209 |
| Black River | - | - | - | 4 | 20 | 3 | 7 | 34 |
| Island of Mauritius | 412 | 573 | 712 | 1,764 | 2,257 | 143 | 581 | 6,442 |
| Island of Rodrigues | 37 | 19 | 77 | 64 | 44 | - | 4 | 245 |
| Republic of Mauritius | 449 | 592 | 789 | 1,828 | 2,301 | 143 | 585 | 6,687 |

Table 57 - Number of repeaters in state secondary schools by sex, geographical district and grade

Both Sexes

| Geographical District | Grade | | | | | | | | Total |
|-----------------------|-------|----|-----|-----|-----|----------|----------|-------|-------|
| | I | II | III | IV | V | Lower VI | Upper VI | VI | |
| Port Louis | 3 | - | 8 | 10 | 68 | 10 | 29 | 128 | |
| Pamplemousses | - | 10 | 29 | 31 | 112 | 10 | 65 | 257 | |
| Riviere du Rempart | - | - | - | 14 | 114 | 6 | 63 | 197 | |
| Flacq | 1 | 3 | 9 | 11 | 86 | 18 | 67 | 195 | |
| Grand Port | - | - | 5 | 22 | 62 | 22 | 61 | 172 | |
| Savanne | 4 | 6 | 12 | 4 | 60 | 1 | 13 | 100 | |
| Plaines Wilhems | - | - | - | 35 | 187 | 97 | 231 | 550 | |
| Moka | - | 2 | - | - | 83 | - | 28 | 113 | |
| Black River | - | - | - | 20 | 54 | 6 | 26 | 106 | |
| Island of Mauritius | 8 | 21 | 63 | 147 | 826 | 170 | 583 | 1,818 | |

Table 57 - Number of repeaters in state secondary schools by sex, geographical district and grade (cont'd)

Male

| Geographical District | Grade | | | | | | | | Total |
|-----------------------|-------|----|-----|-----|-----|----------|----------|-----|-------|
| | I | II | III | IV | V | Lower VI | Upper VI | | |
| Port Louis | 3 | - | 8 | 10 | 31 | 10 | 29 | 91 | |
| Pamplemousses | - | 7 | 20 | 10 | 46 | 4 | - | 87 | |
| Riviere du Rempart | - | - | - | 14 | 62 | - | 29 | 105 | |
| Flacq | 1 | 3 | 9 | 10 | 45 | 18 | 39 | 125 | |
| Grand Port | - | - | 5 | 21 | 48 | 17 | 58 | 149 | |
| Savanne | 2 | 4 | 5 | 1 | 35 | - | 7 | 54 | |
| Plaines Wilhems | - | - | - | 21 | 95 | 97 | 38 | 251 | |
| Moka | - | 2 | - | - | 39 | - | 16 | 57 | |
| Black River | - | - | - | 16 | 34 | 3 | 19 | 72 | |
| Island of Mauritius | 6 | 16 | 47 | 103 | 435 | 149 | 235 | 991 | |

Table 57 - Number of repeaters in state secondary schools by sex, geographical district and grade (cont'd)

Female

| Geographical District | Grade | | | | | | | Total |
|-----------------------|-------|----|-----|----|-----|----------|----------|-------|
| | I | II | III | IV | V | Lower VI | Upper VI | |
| Port Louis | - | - | - | - | 37 | - | - | 37 |
| Pamplemousses | - | 3 | 9 | 21 | 66 | 6 | 65 | 170 |
| Riviere du Rempart | - | - | - | - | 52 | 6 | 34 | 92 |
| Flacq | - | - | - | 1 | 41 | - | 28 | 70 |
| Grand Port | - | - | - | 1 | 14 | 5 | 3 | 23 |
| Savanne | 2 | 2 | 7 | 3 | 25 | 1 | 6 | 46 |
| Plaines Wilhems | - | - | - | 14 | 92 | - | 193 | 299 |
| Moka | - | - | - | - | 44 | - | 12 | 56 |
| Black River | - | - | - | 4 | 20 | 3 | 7 | 34 |
| Island of Mauritius | 2 | 5 | 16 | 44 | 391 | 21 | 348 | 827 |

Table 58 - Number of repeaters in private secondary schools by sex, geographical district and grade

Both sexes

| Geographical District | Grade | | | | | | | | Total |
|-----------------------|-------|-------|-------|-------|-------|----------|----------|--------|-------|
| | I | II | III | IV | V | Lower VI | Upper VI | VI | |
| Port Louis | 118 | 190 | 221 | 377 | 688 | 4 | 114 | 1,712 | |
| Pamplemousses | 49 | 41 | 54 | 341 | 326 | - | - | 811 | |
| Riviere du Rempart | 60 | 67 | 79 | 340 | 264 | - | - | 810 | |
| Flacq | 56 | 87 | 145 | 447 | 437 | 11 | 47 | 1,230 | |
| Grand Port | 22 | 70 | 68 | 218 | 278 | - | 6 | 662 | |
| Savanne | 1 | 4 | 30 | 213 | 204 | - | - | 452 | |
| Plaines Wilhems | 398 | 577 | 720 | 1,546 | 1,361 | 239 | 489 | 5,330 | |
| Moka | 5 | 15 | 19 | 169 | 107 | - | - | 315 | |
| Black River | - | - | - | - | - | - | - | - | |
| Island of Mauritius | 709 | 1,051 | 1,336 | 3,651 | 3,665 | 254 | 656 | 11,322 | |
| Island of Rodrigues | 83 | 58 | 122 | 95 | 83 | - | 9 | 450 | |
| Republic of Mauritius | 792 | 1,109 | 1,458 | 3,746 | 3,748 | 254 | 665 | 11,772 | |

Table 58 - Number of repeaters in private secondary schools by sex, geographical district and grade (cont'd)

Male

| Geographical District | Grade | | | | | | | | | | Total |
|-----------------------|-------|-----|-----|-------|-------|----------|----------|--|--|-------|-------|
| | I | II | III | IV | V | Lower VI | Upper VI | | | | |
| Port Louis | 65 | 94 | 156 | 189 | 281 | 3 | 61 | | | 849 | |
| Pamplemousses | 24 | 24 | 20 | 184 | 165 | - | - | | | 417 | |
| Riviere du Rempart | 4 | 3 | 26 | 182 | 139 | - | - | | | 354 | |
| Flacq | 14 | 19 | 49 | 237 | 223 | 9 | 24 | | | 575 | |
| Grand Port | 7 | 42 | 46 | 127 | 129 | - | - | | | 351 | |
| Savanne | - | 4 | 11 | 97 | 108 | - | - | | | 220 | |
| Plaines Wilhems | 183 | 291 | 326 | 819 | 702 | 120 | 338 | | | 2,779 | |
| Moka | 2 | 6 | 6 | 96 | 52 | - | - | | | 162 | |
| Black River | - | - | - | - | - | - | - | | | - | |
| Island of Mauritius | 299 | 483 | 640 | 1,931 | 1,799 | 132 | 423 | | | 5,707 | |
| Island of Rodrigues | 46 | 39 | 45 | 31 | 39 | - | 5 | | | 205 | |
| Republic of Mauritius | 345 | 522 | 685 | 1,962 | 1,838 | 132 | 428 | | | 5,912 | |

Table 58 - Number of repeaters in private secondary schools by sex, geographical district and grade (cont'd)

Female

| Geographical District | Grade | | | | | | | | | Total |
|-----------------------|-------|-----|-----|-------|-------|----------|----------|-------|--|-------|
| | I | II | III | IV | V | Lower VI | Upper VI | VI | | |
| Port Louis | 53 | 96 | 65 | 188 | 407 | 1 | 53 | 863 | | |
| Pamplemousses | 25 | 17 | 34 | 157 | 161 | - | - | 394 | | |
| Riviere du Rempart | 56 | 64 | 53 | 158 | 125 | - | - | 456 | | |
| Flacq | 42 | 68 | 96 | 210 | 214 | 2 | 23 | 655 | | |
| Grand Port | 15 | 28 | 22 | 91 | 149 | - | 6 | 311 | | |
| Savanne | 1 | - | 19 | 116 | 96 | - | - | 232 | | |
| Plaines Wilhems | 215 | 286 | 394 | 727 | 659 | 119 | 151 | 2,551 | | |
| Moka | 3 | 9 | 13 | 73 | 55 | - | - | 153 | | |
| Black River | - | - | - | - | - | - | - | - | | |
| Island of Mauritius | 410 | 568 | 696 | 1,720 | 1,866 | 122 | 233 | 5,615 | | |
| Island of Rodrigues | 37 | 19 | 77 | 64 | 44 | - | 4 | 245 | | |
| Republic of Mauritius | 447 | 587 | 773 | 1,784 | 1,910 | 122 | 237 | 5,860 | | |

Table 59 - Number and percentage of pupils in secondary schools by Asian language studied and grade

Island of Mauritius

| Grade | I | | II | | III | | IV | | V | | Lower VI | | Upper VI | | Total | |
|------------------------|--------|------|--------|------|--------|------|--------|------|--------|------|----------|-----|----------|-----|--------|------|
| | Number | % | Number | % | Number | % | Number | % | Number | % | Number | % | Number | % | Number | % |
| Total no. of pupils | 17,083 | | 15,553 | | 14,388 | | 14,520 | | 14,041 | | 4,572 | | 5,365 | | 85,522 | |
| Asian language studied | | | | | | | | | | | | | | | | |
| Hindi | 5,541 | 32.4 | 4,704 | 30.2 | 4,176 | 29.0 | 2,452 | 16.9 | 2,120 | 15.1 | 389 | 8.5 | 360 | 6.7 | 19,742 | 23.1 |
| Urdu | 709 | 4.2 | 618 | 4.0 | 446 | 3.1 | 198 | 1.4 | 188 | 1.3 | 19 | 0.4 | 29 | 0.5 | 2,207 | 2.6 |
| Tamil | 124 | 0.7 | 131 | 0.8 | 74 | 0.5 | 17 | 0.1 | 15 | 0.1 | 2 | 0.0 | 4 | 0.1 | 367 | 0.4 |
| Telegu | 7 | 0.0 | 6 | 0.0 | 8 | 0.1 | 4 | 0.0 | 5 | 0.0 | 3 | 0.1 | 4 | 0.1 | 37 | 0.0 |
| Marathi | 8 | 0.0 | 5 | 0.0 | 5 | 0.0 | 5 | 0.0 | 3 | 0.0 | 3 | 0.1 | 2 | 0.0 | 31 | 0.0 |
| Arabic | 1,136 | 6.6 | 1,002 | 6.4 | 861 | 6.0 | 54 | 0.4 | 53 | 0.4 | 3 | 0.1 | 4 | 0.1 | 3,113 | 3.6 |
| Mandarin | 53 | 0.3 | 55 | 0.4 | 64 | 0.4 | 13 | 0.1 | 8 | 0.1 | 1 | 0.0 | 6 | 0.1 | 200 | 0.2 |
| All languages | 7,578 | 44.4 | 6,521 | 41.9 | 5,634 | 39.2 | 2,743 | 18.9 | 2,392 | 17.0 | 420 | 9.2 | 409 | 7.6 | 25,697 | 30.0 |

Table 60 - Number and percentage of pupils in state secondary schools by Asian language studied and grade

Island of Mauritius

| Grade | I | | II | | III | | IV | | V | | Lower VI | | Upper VI | | Total | |
|--------------------------|--------|------|--------|------|--------|------|--------|------|--------|------|----------|------|----------|-----|--------|------|
| | Number | % | Number | % | Number | % | Number | % | Number | % | Number | % | Number | % | Number | % |
| Total no. of pupils | 2,575 | | 2,538 | | 2,546 | | 2,574 | | 2,935 | | 1,879 | | 2,617 | | 17,664 | |
| Following Asian language | | | | | | | | | | | | | | | | |
| Hindi | 1,181 | 45.9 | 1,135 | 44.7 | 1,097 | 43.1 | 391 | 15.2 | 441 | 15.0 | 194 | 10.3 | 194 | 7.4 | 4,633 | 26.2 |
| Urdu | 113 | 4.4 | 121 | 4.8 | 72 | 2.8 | 36 | 1.4 | 36 | 1.2 | 10 | 0.5 | 17 | 0.6 | 405 | 2.3 |
| Tamil | 103 | 4.0 | 107 | 4.2 | 74 | 2.9 | 17 | 0.7 | 14 | 0.5 | 2 | 0.1 | 4 | 0.2 | 321 | 1.8 |
| Telegu | 7 | 0.3 | 6 | 0.2 | 8 | 0.3 | 4 | 0.2 | 5 | 0.2 | 3 | 0.2 | 4 | 0.2 | 37 | 0.2 |
| Marathi | 8 | 0.3 | 5 | 0.2 | 5 | 0.2 | 5 | 0.2 | 3 | 0.1 | 3 | 0.2 | 2 | 0.1 | 31 | 0.2 |
| Arabic | 358 | 13.9 | 345 | 13.6 | 267 | 10.5 | 31 | 1.2 | 8 | 0.3 | . | . | 2 | 0.1 | 1,011 | 5.7 |
| Mandarin | 16 | 0.6 | 19 | 0.7 | 34 | 1.3 | 10 | 0.4 | 2 | 0.1 | 1 | 0.1 | 6 | 0.2 | 88 | 0.5 |
| All languages | 1,786 | 69.4 | 1,738 | 68.5 | 1,557 | 61.2 | 494 | 19.2 | 509 | 17.3 | 213 | 11.3 | 229 | 8.8 | 6,526 | 36.9 |

Table 61 - Number and percentage of pupils in private secondary schools by Asian language studied and grade
Island of Mauritius

| Grade | I | | II | | III | | IV | | V | | Lower VI | | Upper VI | | Total | |
|--------------------------|--------|------|--------|------|--------|------|--------|------|--------|------|----------|-----|----------|-----|--------|------|
| | Number | % | Number | % | Number | % | Number | % | Number | % | Number | % | Number | % | Number | % |
| Total no. of pupils | 14,508 | | 13,015 | | 11,842 | | 11,946 | | 11,106 | | 2,693 | | 2,748 | | 67,858 | |
| Following Asian language | | | | | | | | | | | | | | | | |
| Hindi | 4,360 | 30.1 | 3,569 | 27.4 | 3,079 | 26.0 | 2,061 | 17.3 | 1,679 | 15.1 | 195 | 7.2 | 166 | 6.0 | 15,109 | 22.3 |
| Urdu | 596 | 4.1 | 497 | 3.8 | 374 | 3.2 | 162 | 1.4 | 152 | 1.4 | 9 | 0.3 | 12 | 0.4 | 1,802 | 2.7 |
| Tamil | 21 | 0.1 | 24 | 0.2 | - | - | - | - | 1 | 0.0 | - | - | - | - | 46 | 0.1 |
| Telegu | - | - | - | - | - | - | - | - | - | - | - | - | - | - | - | - |
| Marathi | - | - | - | - | - | - | - | - | - | - | - | - | - | - | - | - |
| Arabic | 778 | 5.4 | 657 | 5.0 | 594 | 5.0 | 23 | 0.2 | 45 | 0.4 | 3 | 0.1 | 2 | 0.1 | 2,102 | 3.1 |
| Mandarin | 37 | 0.3 | 36 | 0.3 | 30 | 0.3 | 3 | 0.0 | 6 | 0.1 | - | - | - | - | 112 | 0.2 |
| All languages | 5,792 | 39.9 | 4,783 | 36.7 | 4,077 | 34.4 | 2,249 | 18.8 | 1,883 | 17.0 | 207 | 7.7 | 180 | 6.6 | 19,171 | 28.3 |

Table 62 - Secondary enrolment and enrolment ratio¹ by sex, 1983-1993 (Island of Mauritius)

| Year | Male | | Female | | Both Sexes | |
|------|-----------|-----------------|-----------|-----------------|------------|-----------------|
| | Enrolment | Enrolment Ratio | Enrolment | Enrolment Ratio | Enrolment | Enrolment Ratio |
| 1983 | 40,057 | 46 | 35,906 | 42 | 75,963 | 44 |
| 1984 | 38,855 | 46 | 33,875 | 41 | 72,730 | 44 |
| 1985 | 37,149 | 46 | 33,402 | 42 | 70,551 | 44 |
| 1986 | 36,048 | 45 | 32,556 | 42 | 68,604 | 44 |
| 1987 | 36,445 | 46 | 33,380 | 45 | 69,825 | 45 |
| 1988 | 36,673 | 47 | 35,716 | 48 | 72,389 | 47 |
| 1989 | 38,428 | 49 | 37,728 | 50 | 76,156 | 49 |
| 1990 | 38,242 | 49 | 38,198 | 50 | 76,440 | 49 |
| 1991 | 38,916 | 48 | 40,411 | 51 | 79,327 | 50 |
| 1992 | 40,363 | 49 | 41,344 | 51 | 81,706 | 50 |
| 1993 | 42,032 | 50 | 43,490 | 53 | 85,522 | 51 |

¹ No. of students enrolled per 100 population aged 12-19

Table 63 - Teaching staff in secondary schools by geographical district, type of administration and sex

| Geographical District | All Schools | | | State Schools | | | Private Schools | | |
|-----------------------|-------------|-------|--------|---------------|------|--------|-----------------|-------|--------|
| | Both sexes | Male | Female | Both sexes | Male | Female | Both sexes | Male | Female |
| Port Louis | 598 | 299 | 299 | 131 | 77 | 54 | 467 | 222 | 245 |
| Pamplemousses | 330 | 225 | 105 | 134 | 83 | 51 | 196 | 142 | 54 |
| Riviere du Rempart | 276 | 177 | 99 | 99 | 71 | 28 | 177 | 106 | 71 |
| Flacq | 379 | 252 | 127 | 81 | 56 | 25 | 298 | 196 | 102 |
| Grand Port | 266 | 145 | 121 | 75 | 55 | 20 | 191 | 90 | 101 |
| Savanne | 186 | 110 | 76 | 44 | 33 | 11 | 142 | 77 | 65 |
| Plaines Wilhems | 1,750 | 973 | 777 | 365 | 198 | 167 | 1,385 | 775 | 610 |
| Moka | 237 | 119 | 118 | 122 | 71 | 51 | 115 | 48 | 67 |
| Black River | 53 | 33 | 20 | 53 | 33 | 20 | - | - | - |
| Island of Mauritius | 4,075 | 2,333 | 1,742 | 1,104 | 677 | 427 | 2,971 | 1,656 | 1,315 |
| Island of Rodrigues | 85 | 52 | 33 | - | - | - | 85 | 52 | 33 |
| Republic of Mauritius | 4,160 | 2,385 | 1,775 | 1,104 | 677 | 427 | 3,056 | 1,708 | 1,348 |

Table 64 - Teaching staff in secondary schools by age and sex

| Age (years) | Republic of Mauritius | | | Island of Mauritius | | | Island of Rodrigues | | |
|-------------|-----------------------|-------|--------|---------------------|-------|--------|---------------------|------|--------|
| | Both sexes | Male | Female | Both sexes | Male | Female | Both sexes | Male | Female |
| Under 25 | 368 | 199 | 169 | 345 | 187 | 158 | 23 | 12 | 11 |
| 25-29 | 323 | 148 | 175 | 308 | 141 | 167 | 15 | 7 | 8 |
| 30-34 | 676 | 322 | 354 | 665 | 314 | 351 | 11 | 8 | 3 |
| 35-39 | 1,318 | 775 | 543 | 1,295 | 759 | 536 | 23 | 16 | 7 |
| 40-44 | 764 | 475 | 289 | 757 | 471 | 286 | 7 | 4 | 3 |
| 45-49 | 362 | 227 | 135 | 360 | 225 | 135 | 2 | 2 | - |
| 50-54 | 223 | 157 | 66 | 221 | 155 | 66 | 2 | 2 | - |
| 55-59 | 74 | 52 | 22 | 74 | 52 | 22 | - | - | - |
| 60 and over | 30 | 17 | 13 | 30 | 17 | 13 | - | - | - |
| Not Stated | 22 | 13 | 9 | 20 | 12 | 8 | 2 | 1 | 1 |
| Total | 4,160 | 2,385 | 1,775 | 4,075 | 2,333 | 1,742 | 85 | 52 | 33 |

Table 65 - Teaching staff in secondary schools by sex, geographical district and highest academic qualification

Both sexes

| Geographical District | Highest academic qualification | | | | | | | Total |
|-----------------------|----------------------------------|-----------------------------------------|------------------------|--------------|---------------|----------------------|-------|-------|
| | Secondary | | Tertiary | | | Other and Not stated | | |
| | School Certificate or equivalent | Higher School Certificate or equivalent | Certificate or Diploma | First Degree | Post Graduate | | | |
| Port Louis | 85 | 64 | 230 | 158 | 61 | - | 598 | |
| Pamplemousses | 43 | 48 | 77 | 107 | 55 | - | 330 | |
| Riviere du Rempart | 39 | 45 | 66 | 90 | 34 | 2 | 276 | |
| Flacq | 51 | 91 | 82 | 122 | 32 | 1 | 379 | |
| Grand Port | 33 | 58 | 65 | 82 | 28 | - | 266 | |
| Savanne | 39 | 47 | 37 | 40 | 23 | - | 186 | |
| Plaines Wilhems | 180 | 284 | 517 | 595 | 171 | 3 | 1,750 | |
| Moka | 21 | 32 | 55 | 83 | 45 | 1 | 237 | |
| Black River | - | - | 20 | 24 | 9 | - | 53 | |
| Island of Mauritius | 491 | 669 | 1,149 | 1,301 | 458 | 7 | 4,075 | |
| Island of Rodrigues | 6 | 31 | 15 | 24 | 9 | - | 85 | |
| Republic of Mauritius | 497 | 700 | 1,164 | 1,325 | 467 | 7 | 4,160 | |

Table 65 - Teaching staff in secondary schools by sex, geographical district and highest academic qualification (cont'd)

Male

| Geographical District | Highest academic qualification | | | | | | | Total |
|-----------------------|----------------------------------|-----------------------------------------|------------------------|--------------|---------------|----------------------|-------|-------|
| | Secondary | | Tertiary | | | Other and Not stated | | |
| | School Certificate or equivalent | Higher School Certificate or equivalent | Certificate or Diploma | First Degree | Post Graduate | | | |
| Port Louis | 39 | 11 | 118 | 96 | 35 | - | 299 | |
| Pamplemousses | 33 | 29 | 47 | 72 | 44 | - | 225 | |
| Riviere du Rempart | 23 | 26 | 47 | 52 | 28 | 1 | 177 | |
| Flacq | 29 | 55 | 58 | 86 | 23 | 1 | 252 | |
| Grand Port | 12 | 21 | 44 | 52 | 16 | - | 145 | |
| Savanne | 25 | 26 | 20 | 25 | 14 | - | 110 | |
| Plaines Wilhems | 99 | 146 | 273 | 353 | 99 | 3 | 973 | |
| Moka | 13 | 10 | 30 | 44 | 21 | 1 | 119 | |
| Black River | - | - | 11 | 15 | 7 | - | 33 | |
| Island of Mauritius | 273 | 324 | 648 | 795 | 287 | 6 | 2,333 | |
| Island of Rodrigues | 2 | 15 | 10 | 21 | 4 | - | 52 | |
| Republic of Mauritius | 275 | 339 | 658 | 816 | 291 | 6 | 2,385 | |

Table 65 - Teaching staff in secondary schools by sex, geographical district and highest academic qualification (cont'd)

Female

| Geographical District | Highest academic qualification | | | | | | | Total |
|-----------------------|----------------------------------|-----------------------------------------|------------------------|--------------|---------------|----------------------|-------|-------|
| | Secondary | | Tertiary | | | Other and Not stated | | |
| | School Certificate or equivalent | Higher School Certificate or equivalent | Certificate or Diploma | First Degree | Post Graduate | | | |
| Port Louis | 46 | 53 | 112 | 62 | 26 | - | 299 | |
| Pamplemousses | 10 | 19 | 30 | 35 | 11 | - | 105 | |
| Riviere du Rempart | 16 | 19 | 19 | 38 | 6 | 1 | 99 | |
| Flacq | 22 | 36 | 24 | 36 | 9 | - | 127 | |
| Grand Port | 21 | 37 | 21 | 30 | 12 | - | 121 | |
| Savanne | 14 | 21 | 17 | 15 | 9 | - | 76 | |
| Plaines Wilhems | 81 | 138 | 244 | 242 | 72 | - | 777 | |
| Moka | 8 | 22 | 25 | 39 | 24 | - | 118 | |
| Black River | - | - | 9 | 9 | 2 | - | 20 | |
| Island of Mauritius | 218 | 345 | 501 | 506 | 171 | 1 | 1,742 | |
| Island of Rodrigues | 4 | 16 | 5 | 3 | 5 | - | 33 | |
| Republic of Mauritius | 222 | 361 | 506 | 509 | 176 | 1 | 1,775 | |

Table 66 - Teaching staff in secondary schools by length of teaching experience, type of administration and sex

| Length of teaching experience (in years) | Island of Mauritius | | | | | | | | | | | | Island of Rodrigues | | |
|------------------------------------------|---------------------|-------|--------|---------------|------|--------|-----------------|-------|--------|------------|-------|--------|---------------------|--------|--------|
| | All Schools | | | State Schools | | | Private Schools | | | Both sexes | | | Male | Female | |
| | Both sexes | Male | Female | Both sexes | Male | Female | Both sexes | Male | Female | Both sexes | Male | Female | Both sexes | Male | Female |
| under 3 | 556 | 290 | 266 | 108 | 62 | 46 | 448 | 228 | 220 | 46 | 228 | 220 | 46 | 29 | 17 |
| 3 and under 6 | 348 | 190 | 158 | 84 | 46 | 38 | 264 | 144 | 120 | 38 | 144 | 120 | 38 | 5 | 4 |
| 6 " " 9 | 300 | 158 | 142 | 62 | 35 | 27 | 238 | 123 | 115 | 27 | 123 | 115 | 27 | 3 | 3 |
| 9 " " 12 | 263 | 153 | 110 | 107 | 57 | 50 | 156 | 96 | 60 | 50 | 96 | 60 | 50 | 3 | 2 |
| 12 " " 15 | 681 | 381 | 300 | 204 | 111 | 93 | 477 | 270 | 207 | 93 | 270 | 207 | 93 | 3 | 1 |
| 15 " " 18 | 891 | 510 | 381 | 195 | 108 | 87 | 696 | 402 | 294 | 87 | 402 | 294 | 87 | 4 | 2 |
| 18 " " 21 | 430 | 265 | 165 | 133 | 92 | 41 | 297 | 173 | 124 | 41 | 173 | 124 | 41 | 1 | 2 |
| 21 " " 24 | 218 | 131 | 87 | 86 | 72 | 14 | 132 | 59 | 73 | 14 | 59 | 73 | 14 | 1 | 2 |
| 24 " " 27 | 133 | 81 | 52 | 41 | 26 | 15 | 92 | 55 | 37 | 15 | 55 | 37 | 15 | 3 | - |
| 27 " " 30 | 110 | 76 | 34 | 35 | 28 | 7 | 75 | 48 | 27 | 7 | 48 | 27 | 7 | - | - |
| 30 and over | 145 | 98 | 47 | 49 | 40 | 9 | 96 | 58 | 38 | 9 | 58 | 38 | 9 | - | - |
| Total | 4,075 | 2,333 | 1,742 | 1,104 | 677 | 427 | 2,971 | 1,656 | 1,315 | 427 | 1,656 | 1,315 | 427 | 85 | 33 |

Table 67 - Teaching staff in secondary schools by length of continued service in present school, type of administration and sex

| Length of continued service (in years) | Island of Mauritius | | | | | | | | | | | | Island of Rodrigues | | |
|----------------------------------------|---------------------|-------|--------|---------------|------|--------|-----------------|-------|--------|------------|------|--------|---------------------|--------|--------|
| | All Schools | | | State Schools | | | Private Schools | | | Both sexes | | | Male | Female | |
| | Both sexes | Male | Female | Both sexes | Male | Female | Both sexes | Male | Female | Both sexes | Male | Female | Both sexes | Male | Female |
| under 1 | 415 | 251 | 164 | 185 | 117 | 68 | 230 | 134 | 96 | 61 | 43 | 18 | | | |
| 1 and under 2 | 438 | 245 | 193 | 221 | 123 | 98 | 217 | 122 | 95 | 1 | - | 1 | | | |
| 2 " " 3 | 276 | 150 | 126 | 119 | 78 | 41 | 157 | 72 | 85 | 2 | 1 | 1 | | | |
| 3 " " 4 | 283 | 170 | 113 | 143 | 91 | 52 | 140 | 79 | 61 | 1 | - | 1 | | | |
| 4 " " 5 | 226 | 132 | 94 | 101 | 64 | 37 | 125 | 68 | 57 | 1 | - | 1 | | | |
| 5 " " 6 | 137 | 82 | 55 | 58 | 37 | 21 | 79 | 45 | 34 | 2 | 2 | - | | | |
| 6 " " 7 | 156 | 89 | 67 | 58 | 32 | 26 | 98 | 57 | 41 | 2 | - | 2 | | | |
| 7 " " 8 | 136 | 75 | 61 | 52 | 31 | 21 | 84 | 44 | 40 | 1 | 1 | - | | | |
| 8 " " 9 | 105 | 60 | 45 | 32 | 22 | 10 | 73 | 38 | 35 | 2 | 1 | 1 | | | |
| 9 " " 10 | 74 | 45 | 29 | 19 | 12 | 7 | 55 | 33 | 22 | 1 | 1 | - | | | |
| 10 " " 15 | 590 | 346 | 244 | 81 | 50 | 31 | 509 | 296 | 213 | 5 | 2 | 3 | | | |
| 15 and over | 1,239 | 688 | 551 | 35 | 20 | 15 | 1,204 | 668 | 536 | 6 | 1 | 5 | | | |
| Total | 4,075 | 2,333 | 1,742 | 1,104 | 677 | 427 | 2,971 | 1,656 | 1,315 | 85 | 52 | 33 | | | |

Table 68 - Non-teaching staff in secondary schools by category, type of administration and sex

| Category | Island of Mauritius | | | | | | | | | | | | Island of Rodrigues | | | | | |
|----------------------------|---------------------|-------|--------|---------------|------|--------|-----------------|------|--------|------------|------|--------|---------------------|------|--------|------------|------|--------|
| | All Schools | | | State Schools | | | Private Schools | | | Both sexes | | | Male | | | Female | | |
| | Both sexes | Male | Female | Both sexes | Male | Female | Both sexes | Male | Female | Both sexes | Male | Female | Both sexes | Male | Female | Both sexes | Male | Female |
| Senior Management | 170 | 115 | 55 | 35 | 26 | 9 | 135 | 89 | 46 | 3 | 2 | 1 | | | | | | |
| Other Administrative staff | 619 | 227 | 392 | 189 | 81 | 108 | 430 | 146 | 284 | 10 | 2 | 8 | | | | | | |
| Caretaker | 414 | 290 | 124 | 90 | 75 | 15 | 324 | 215 | 109 | 11 | 9 | 2 | | | | | | |
| Labourer | 263 | 228 | 35 | 152 | 133 | 19 | 111 | 95 | 16 | 2 | 2 | - | | | | | | |
| Laboratory assistant | 429 | 373 | 56 | 257 | 236 | 21 | 172 | 137 | 35 | 3 | 3 | - | | | | | | |
| Other | 103 | 66 | 37 | 55 | 31 | 24 | 48 | 35 | 13 | 3 | 3 | - | | | | | | |
| Total | 1,998 | 1,299 | 699 | 778 | 582 | 196 | 1,220 | 717 | 503 | 32 | 21 | 11 | | | | | | |

Table 69 - Pupil/Teacher Ratio in secondary schools by type of administration (1985-1993)

Island of Mauritius

| Year | All Schools | | | State Schools | | | Private Schools | | |
|------|---------------|-----------------|-----------------------|---------------|-----------------|-----------------------|-----------------|-----------------|-----------------------|
| | No. of pupils | No. of teachers | Pupil / Teacher Ratio | No. of pupils | No. of teachers | Pupil / Teacher Ratio | No. of pupils | No. of teachers | Pupil / Teacher Ratio |
| 1985 | 70,551 | 3,538 | 19.9 | 15,263 | 952 | 16.0 | 55,288 | 2,586 | 21.4 |
| 1986 | 68,604 | 3,572 | 19.2 | 15,287 | 970 | 15.8 | 53,317 | 2,602 | 20.5 |
| 1987 | 69,825 | 3,627 | 19.3 | 15,469 | 985 | 15.7 | 54,356 | 2,642 | 20.6 |
| 1988 | 72,389 | 3,643 | 19.9 | 15,322 | 1,010 | 15.2 | 57,067 | 2,633 | 21.7 |
| 1989 | 76,156 | 3,700 | 20.6 | 15,625 | 1,021 | 15.3 | 60,531 | 2,679 | 22.6 |
| 1990 | 76,440 | 3,668 | 20.8 | 15,227 | 986 | 15.4 | 61,213 | 2,682 | 22.8 |
| 1991 | 79,327 | 3,883 | 20.4 | 16,495 | 1,047 | 15.8 | 62,832 | 2,836 | 22.2 |
| 1992 | 81,706 | 3,981 | 20.5 | 17,014 | 1,089 | 15.6 | 64,692 | 2,892 | 22.4 |
| 1993 | 85,522 | 4,075 | 21.0 | 17,664 | 1,104 | 16.0 | 67,858 | 2,971 | 22.8 |

Table 70 - Pupil/Teacher Ratio in secondary schools by type of administration (1985-1993)

Island of Rodrigues

| Year | All Schools | | | State Schools | | | Private Schools | | |
|------|---------------|-----------------|-----------------------|---------------|-----------------|-----------------------|-----------------|-----------------|-----------------------|
| | No. of pupils | No. of teachers | Pupil / Teacher Ratio | No. of pupils | No. of teachers | Pupil / Teacher Ratio | No. of pupils | No. of teachers | Pupil / Teacher Ratio |
| 1985 | 1,135 | 65 | 17.5 | 536 | 33 | 16.2 | 599 | 32 | 18.7 |
| 1986 | 1,115 | 59 | 18.9 | 599 | 29 | 20.7 | 516 | 30 | 17.2 |
| 1987 | 1,234 | 56 | 22.0 | 708 | 26 | 27.2 | 526 | 30 | 17.5 |
| 1988 | 1,376 | 57 | 24.1 | 858 | 26 | 33.0 | 518 | 31 | 16.7 |
| 1989 | 1,584 | 57 | 27.8 | - | - | - | 1,584 | 57 | 27.8 |
| 1990 | 1,670 | 60 | 27.8 | - | - | - | 1,670 | 60 | 27.8 |
| 1991 | 1,763 | 66 | 26.7 | - | - | - | 1,763 | 66 | 26.7 |
| 1992 | 1,885 | 69 | 27.3 | - | - | - | 1,885 | 69 | 27.3 |
| 1993 | 2,139 | 85 | 25.2 | - | - | - | 2,139 | 85 | 25.2 |

Table 71 - Cambridge School Certificate Examination results by type of administration and sex , 1990-1992

| Type of administration | 1990 | | | 1991 | | | 1992 | | | |
|------------------------------------|--------------|---------------|-------------|--------------|---------------|-------------|--------------|---------------|-------------|------|
| | No. Examined | No. of Passes | % of Passes | No. Examined | No. of Passes | % of Passes | No. Examined | No. of Passes | % of Passes | |
| State Secondary Schools | Male | 1,620 | 1,164 | 71.9 | 1,778 | 1,352 | 76.0 | 1,712 | 1,309 | 76.5 |
| | Female | 1,421 | 1,064 | 74.9 | 1,609 | 1,239 | 77.0 | 1,551 | 1,170 | 75.4 |
| | Both Sexes | 3,041 | 2,228 | 73.3 | 3,387 | 2,591 | 76.5 | 3,263 | 2,479 | 76.0 |
| Private Schools | Male | 3,339 | 1,748 | 52.4 | 3,580 | 2,117 | 59.1 | 3,521 | 1,898 | 53.9 |
| | Female | 3,133 | 1,990 | 63.5 | 3,943 | 2,473 | 62.7 | 4,081 | 2,537 | 62.2 |
| | Both Sexes | 6,472 | 3,738 | 57.8 | 7,523 | 4,590 | 61.0 | 7,602 | 4,435 | 58.3 |
| All Schools Island of Mauritius | Male | 4,959 | 2,912 | 58.7 | 5,358 | 3,469 | 64.7 | 5,233 | 3,207 | 61.3 |
| | Female | 4,554 | 3,054 | 67.1 | 5,552 | 3,712 | 66.9 | 5,632 | 3,707 | 65.8 |
| | Both Sexes | 9,513 | 5,966 | 62.7 | 10,910 | 7,181 | 65.8 | 10,865 | 6,914 | 63.6 |
| Island of Rodrigues | Male | 100 | 28 | 28.0 | 99 | 33 | 33.3 | 115 | 39 | 33.9 |
| | Female | 82 | 20 | 24.4 | 70 | 30 | 42.9 | 111 | 28 | 25.2 |
| | Both Sexes | 182 | 48 | 26.4 | 169 | 63 | 37.3 | 226 | 67 | 29.6 |

Source: Mauritius Examination Syndicate

Table 72 - Cambridge Higher School Certificate Examination results by type of administration and sex , 1990-1992

| Type of administration | 1990 | | | 1991 | | | 1992 | | | |
|------------------------------------|--------------|---------------|-------------|--------------|---------------|-------------|--------------|---------------|-------------|------|
| | No. Examined | No. of Passes | % of Passes | No. Examined | No. of Passes | % of Passes | No. Examined | No. of Passes | % of Passes | |
| State Secondary Schools | Male | 1,150 | 698 | 60.7 | 1,146 | 751 | 65.5 | 1,239 | 754 | 60.9 |
| | Female | 809 | 508 | 62.8 | 925 | 598 | 64.6 | 1,008 | 578 | 57.3 |
| | Both Sexes | 1,959 | 1,206 | 61.6 | 2,071 | 1,349 | 65.1 | 2,247 | 1,332 | 59.3 |
| Private Schools | Male | 936 | 446 | 47.6 | 925 | 473 | 51.1 | 958 | 442 | 46.1 |
| | Female | 1,070 | 574 | 53.6 | 1,127 | 650 | 57.7 | 1,080 | 531 | 49.2 |
| | Both Sexes | 2,006 | 1,020 | 50.8 | 2,052 | 1,123 | 54.7 | 2,038 | 973 | 47.7 |
| All Schools Island of Mauritius | Male | 2,086 | 1,144 | 54.8 | 2,071 | 1,224 | 59.1 | 2,197 | 1,196 | 54.4 |
| | Female | 1,879 | 1,082 | 57.6 | 2,052 | 1,248 | 60.8 | 2,088 | 1,109 | 53.1 |
| | Both Sexes | 3,965 | 2,226 | 56.1 | 4,123 | 2,472 | 60.0 | 4,285 | 2,305 | 53.8 |
| Island of Rodrigues | Male | 11 | 4 | 36.4 | 18 | 4 | 22.2 | 13 | 3 | 23.1 |
| | Female | 4 | 1 | 25.0 | 9 | 5 | 55.6 | 8 | 3 | 37.5 |
| | Both Sexes | 15 | 5 | 33.3 | 27 | 9 | 33.3 | 21 | 6 | 28.6 |

Source: Mauritius Examination Syndicate

**TERTIARY
EDUCATION**

Table 73 - University of Mauritius - Enrolment by type of course and school (1992/93, 1993/94)

| Courses | School of Agriculture | | School of Engineering | | School of Law and Management | | School of Science | | School of Social Studies and Humanities | | All Schools | |
|----------------|-----------------------|---------|-----------------------|---------|------------------------------|---------|-------------------|---------|-----------------------------------------|---------|-------------|---------|
| | 1992/93 | 1993/94 | 1992/93 | 1993/94 | 1992/93 | 1993/94 | 1992/93 | 1993/94 | 1992/93 | 1993/94 | 1992/93 | 1993/94 |
| Total | | | | | | | | | | | | |
| Higher Degree | 11 | 10 | 5 | 5 | 24 | 49 | 22 | 22 | - | - | 62 | 86 |
| Degree | 39 | 54 | 118 | 256 | 169 | 203 | 96 | 124 | 162 | 235 | 584 | 872 |
| Diploma/Degree | 41 | 66 | 145 | 174 | 65 | 84 | - | - | - | - | 251 | 324 |
| Diploma | 14 | - | 183 | 118 | 302 | 337 | 96 | 84 | 85 | 138 | 680 | 677 |
| Certificate | 15 | - | 30 | 42 | 37 | 36 | 49 | - | 52 | 91 | 183 | 169 |
| External Award | - | - | - | - | 98 | 33 | - | - | - | - | 98 | 33 |
| Total | 120 | 130 | 481 | 595 | 695 | 742 | 263 | 230 | 299 | 464 | 1,858 | 2,161 |
| Full time | | | | | | | | | | | | |
| Degree | 23 | 38 | 118 | 239 | 169 | 203 | 96 | 124 | 162 | 235 | 568 | 839 |
| Diploma/Degree | 41 | 66 | 145 | 174 | 65 | 84 | - | - | - | - | 251 | 324 |
| Diploma | 14 | - | 155 | 90 | 28 | 34 | 53 | 15 | - | - | 250 | 139 |
| Total | 78 | 104 | 418 | 503 | 262 | 321 | 149 | 139 | 162 | 235 | 1,069 | 1,302 |
| Part time | | | | | | | | | | | | |
| Higher Degree | 11 | 10 | 5 | 5 | 24 | 49 | 22 | 22 | - | - | 62 | 86 |
| Degree | 16 | 16 | - | 17 | - | - | - | - | - | - | 16 | 33 |
| Diploma | - | - | 28 | 28 | 274 | 303 | 43 | 69 | 85 | 138 | 430 | 538 |
| Certificate | 15 | - | 30 | 42 | 37 | 36 | 49 | - | 52 | 91 | 183 | 169 |
| External Award | - | - | - | - | 98 | 33 | - | - | - | - | 98 | 33 |
| Total | 42 | 26 | 63 | 92 | 433 | 421 | 114 | 91 | 137 | 229 | 789 | 859 |

Source: University of Mauritius

Table 74 - University of Mauritius - New admissions by type of course and school (1992/93 ,1993/94)

| Courses | School of Agriculture | | School of Engineering | | School of Law and Management | | School of Science | | School of Social Studies and Humanities | | All Schools | |
|----------------|-----------------------|---------|-----------------------|---------|------------------------------|---------|-------------------|---------|-----------------------------------------|---------|-------------|---------|
| | 1992/93 | 1993/94 | 1992/93 | 1993/94 | 1992/93 | 1993/94 | 1992/93 | 1993/94 | 1992/93 | 1993/94 | 1992/93 | 1993/94 |
| Both Sexes | | | | | | | | | | | | |
| Higher Degree | 4 | - | - | - | - | 47 | 4 | - | - | - | 8 | 47 |
| Degree | - | 14 | 24 | 51 | 86 | 76 | 53 | 44 | 68 | 125 | 231 | 310 |
| Diploma/Degree | 26 | 42 | 90 | 100 | 34 | 50 | - | - | - | - | 150 | 192 |
| Diploma | - | - | 82 | 41 | 126 | 141 | 15 | - | 72 | 100 | 295 | 282 |
| Certificate | 15 | - | 30 | 42 | 37 | 36 | 27 | - | 52 | 91 | 161 | 169 |
| External Award | - | - | - | - | 98 | 33 | - | - | - | - | 98 | 33 |
| Total | 45 | 56 | 226 | 234 | 381 | 383 | 99 | 44 | 192 | 316 | 943 | 1,033 |
| Male | | | | | | | | | | | | |
| Higher Degree | 2 | - | - | - | - | 40 | 3 | - | - | - | 5 | 40 |
| Degree | - | 9 | 23 | 39 | 42 | 31 | 21 | 31 | 22 | 37 | 108 | 147 |
| Diploma/Degree | 15 | 27 | 82 | 81 | 16 | 22 | - | - | - | - | 113 | 130 |
| Diploma | - | - | 66 | 37 | 103 | 93 | 13 | - | 55 | 55 | 237 | 185 |
| Certificate | 15 | - | 7 | 30 | 27 | 22 | 18 | - | 16 | 21 | 83 | 73 |
| External Award | - | - | - | - | 74 | 13 | - | - | - | - | 74 | 13 |
| Total | 32 | 36 | 178 | 187 | 262 | 221 | 55 | 31 | 93 | 113 | 620 | 588 |
| Female | | | | | | | | | | | | |
| Higher Degree | 2 | - | - | - | - | 7 | 1 | - | - | - | 3 | 7 |
| Degree | - | 5 | 1 | 12 | 44 | 45 | 32 | 13 | 46 | 88 | 123 | 163 |
| Diploma/Degree | 11 | 15 | 8 | 19 | 18 | 28 | - | - | - | - | 37 | 62 |
| Diploma | - | - | 16 | 4 | 23 | 48 | 2 | - | 17 | 45 | 58 | 97 |
| Certificate | - | - | 23 | 12 | 10 | 14 | 9 | - | 36 | 70 | 78 | 96 |
| External Award | - | - | - | - | 24 | 20 | - | - | - | - | 24 | 20 |
| Total | 13 | 20 | 48 | 47 | 119 | 162 | 44 | 13 | 99 | 203 | 323 | 445 |

Table 75 - University of Mauritius - Output by type of course and school (1991/92 ,1992/93)

| Courses | School of Agriculture | | School of Engineering | | School of Law and Management | | School of Science | | School of Social Studies and Humanities | | All Schools | |
|---------------|-----------------------|---------|-----------------------|---------|------------------------------|---------|-------------------|---------|-----------------------------------------|---------|-------------|---------|
| | 1991/92 | 1992/93 | 1991/92 | 1992/93 | 1991/92 | 1992/93 | 1991/92 | 1992/93 | 1991/92 | 1992/93 | 1991/92 | 1992/93 |
| Both Sexes | | | | | | | | | | | | |
| Higher Degree | - | 1 | 1 | - | - | 22 | - | - | - | - | 1 | 23 |
| Degree | 8 | 12 | 33 | 42 | 53 | 19 | 36 | 14 | 57 | 54 | 187 | 141 |
| Diploma | 21 | 28 | 70 | 88 | 121 | 142 | - | 59 | 43 | 43 | 255 | 360 |
| Certificate | 25 | 14 | 56 | 25 | 20 | 33 | 19 | 20 | 35 | 27 | 155 | 119 |
| Total | 54 | 55 | 160 | 155 | 194 | 216 | 55 | 93 | 135 | 124 | 598 | 643 |
| Male | | | | | | | | | | | | |
| Higher Degree | - | - | 1 | - | - | 22 | - | - | - | - | 1 | 22 |
| Degree | 5 | 6 | 30 | 40 | 23 | 10 | 26 | 8 | 24 | 24 | 108 | 88 |
| Diploma | 7 | 25 | 64 | 70 | 75 | 98 | - | 53 | 31 | 30 | 177 | 276 |
| Certificate | 21 | 14 | 37 | 5 | 9 | 23 | 10 | 12 | 8 | 6 | 85 | 60 |
| Total | 33 | 45 | 132 | 115 | 107 | 153 | 36 | 73 | 63 | 60 | 371 | 446 |
| Female | | | | | | | | | | | | |
| Higher Degree | - | 1 | - | - | - | - | - | - | - | - | - | 1 |
| Degree | 3 | 6 | 3 | 2 | 30 | 9 | 10 | 6 | 33 | 30 | 79 | 53 |
| Diploma | 14 | 3 | 6 | 18 | 46 | 44 | - | 6 | 12 | 13 | 78 | 84 |
| Certificate | 4 | - | 19 | 20 | 11 | 10 | 9 | 8 | 27 | 21 | 70 | 59 |
| Total | 21 | 10 | 28 | 40 | 87 | 63 | 19 | 20 | 72 | 64 | 227 | 197 |

Source: University of Mauritius

Table 76 - Mauritius Institute of Education - Enrolment and Output ,1993

| Course | Enrolment | | | | | | Output | | |
|-----------------------------------------------------------|--------------|-------------|------------|------------|-------------|--------------|------------|-----------------|---------------|
| | Part-time | | | Full-time | | | Total | Number Examined | Number Passed |
| | First Year | Second Year | Third Year | First Year | Second Year | | | | |
| Post Graduate Certificate in Education | - | 133 | - | - | - | 133 | 133 | 109 | |
| Teacher's Diploma | 98 | 70 | 37 | - | - | 205 | 37 | 37 | |
| Teacher's Certificate (Secondary) | 83 | - | - | - | - | 83 | 19 | 15 | |
| Advanced Certificate in Education for Deputy Head Teacher | 88 | 34 | - | - | - | 122 | 34 | 34 | |
| Teacher's Certificate (Primary) | - | - | - | 323 | 341 | 664 | 334 | 333 | |
| <i>General Purpose</i> | - | - | - | 323 | 301 | 624 | 294 | 293 | |
| <i>Asian Language</i> | - | - | - | - | 40 | 40 | 40 | 40 | |
| Advance Certificate in Education for teachers : | 1,454 | - | - | - | - | 1,454 | 41 | 36 | |
| <i>General Purpose</i> | 1,230 | - | - | - | - | 1,230 | 40 | 35 | |
| <i>Asian Language</i> | 224 | - | - | - | - | 224 | 1 | 1 | |
| Total | 1,723 | 237 | 37 | 323 | 341 | 2,661 | 598 | 564 | |

Source: Mauritius Institute of Education

GRAPHS

Fig. 1 - Primary and Secondary enrolment, 1983 - 1993
Island of Mauritius

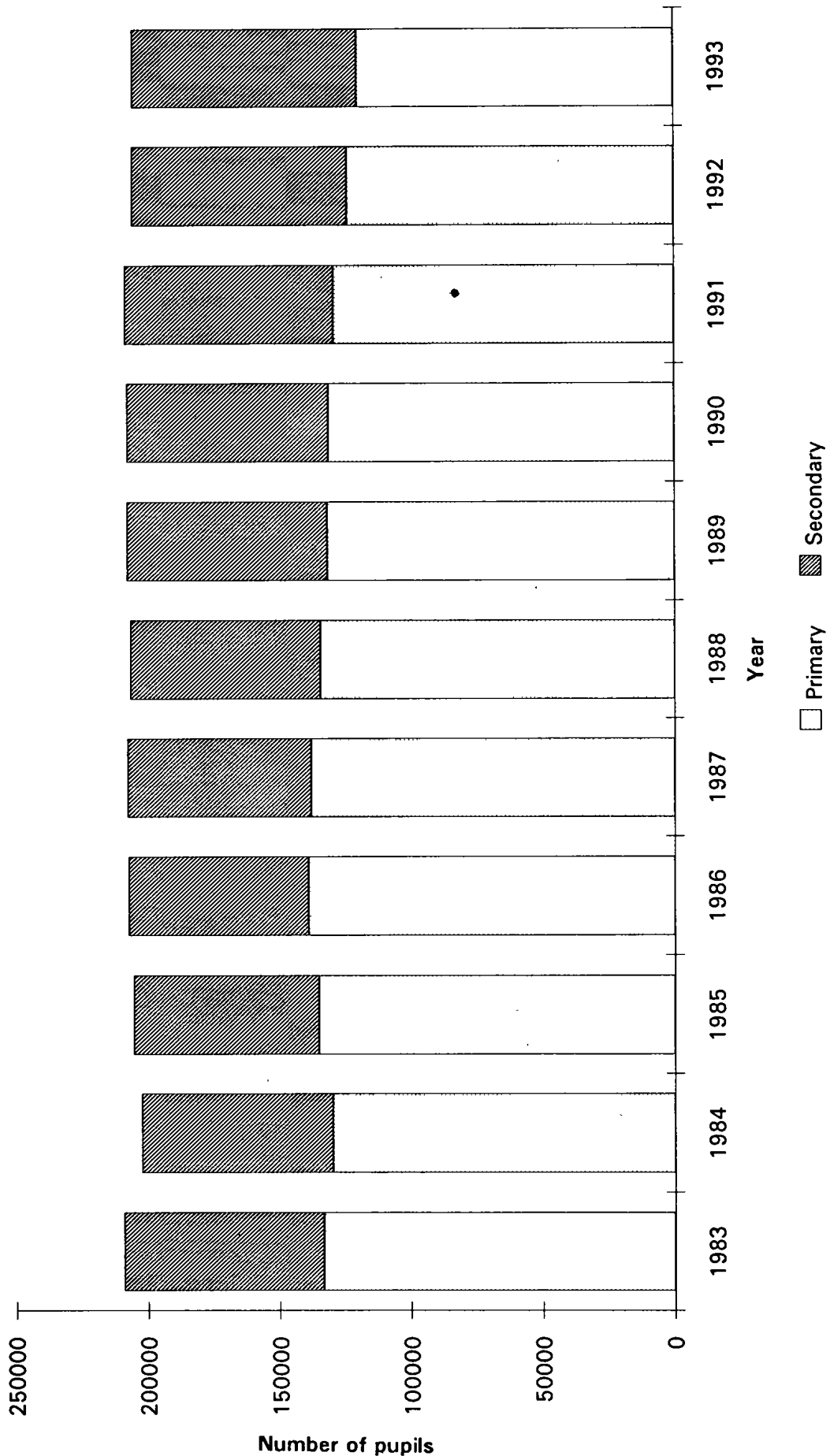


Fig. 2 - Enrolment Rate in Primary and Secondary Schools, 1983 - 1993
Island of Mauritius




Fig. 3 - Primary and Secondary enrolment, 1983 - 1993
Island of Rodrigues

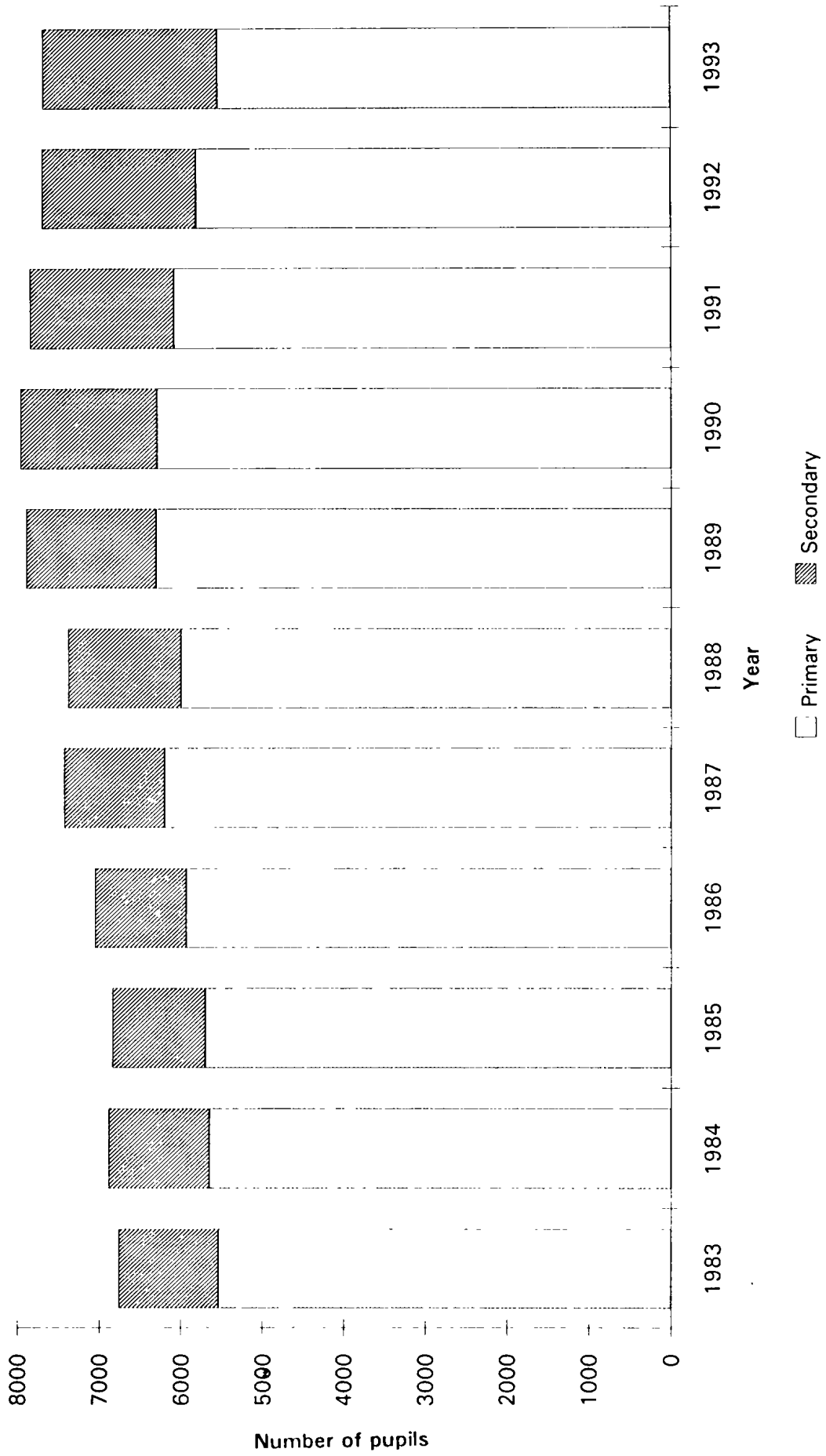
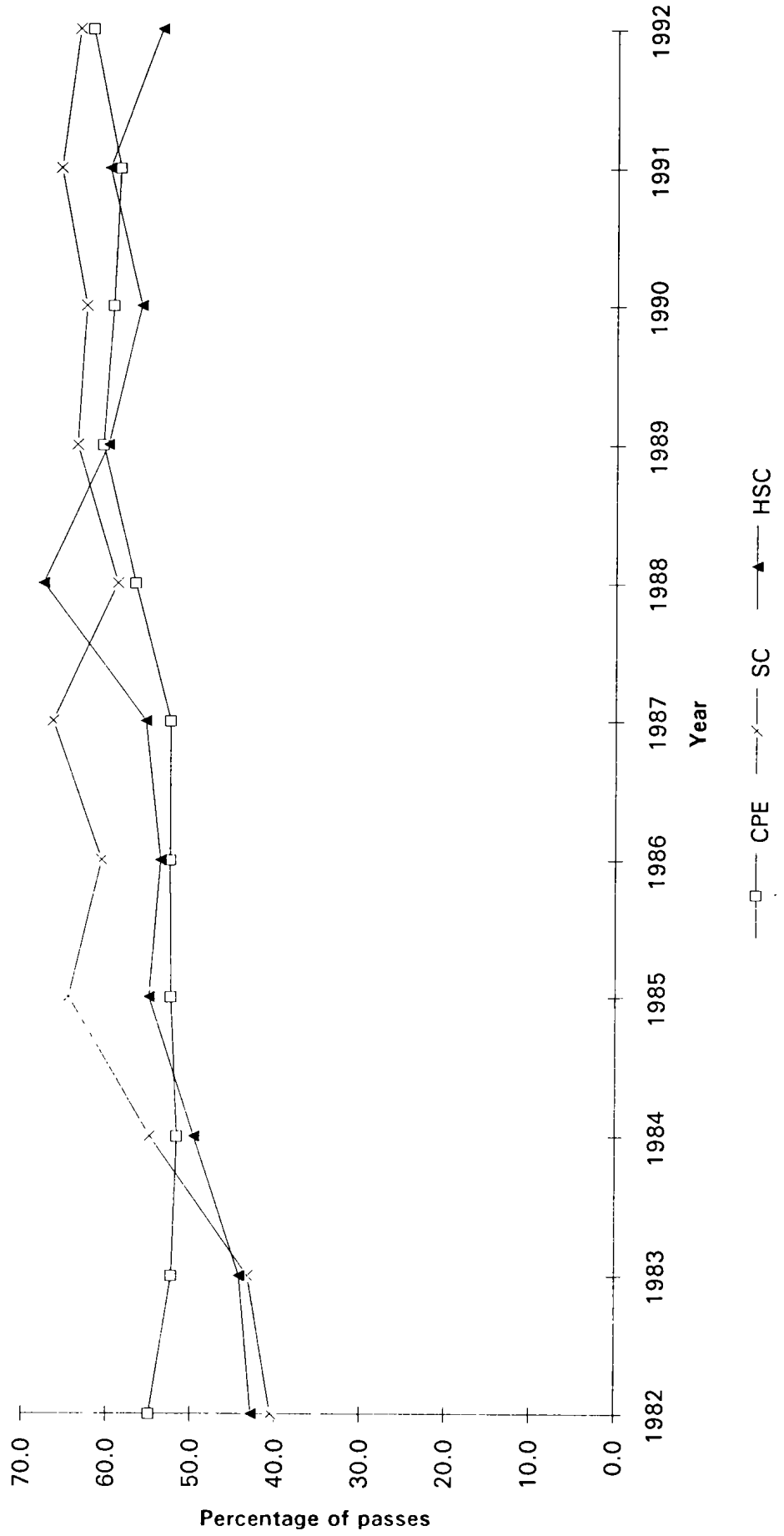


Fig. 4 - Certificate of Primary Education, School Certificate and Higher School Certificate
Examination results, 1982 - 1992
Island of Mauritius



**Fig. 5 - Certificate of Primary Education, School Certificate and Higher School Certificate
Examination results, 1982 - 1992
Island of Rodrigues**

