

**Vol. 24**

**REPUBLIC OF MAURITIUS**

**Ministry of Finance and Economic Empowerment**

**CENTRAL STATISTICS OFFICE**

**DIGEST  
OF  
DEMOGRAPHIC STATISTICS  
2008**

August 2009

(Price Rs 200.00)

**DIGEST  
OF  
DEMOGRAPHIC STATISTICS  
2008**

## **DIGEST OF DEMOGRAPHIC STATISTICS - 2008**

### **FOREWORD**

This is the twenty-fourth issue of a regular publication of the Central Statistics Office on Demographic Statistics. It presents the latest available statistics on population, live births, still births, marriages, deaths and divorces. A set of population projections and life-tables is also included.

As in previous issues, data are presented for the islands of Mauritius and Rodrigues, as well as for the Republic.

It is hoped that the data published in this report will prove valuable to the public at large and particularly to planners and decision makers.

Data required for the preparation of this report were obtained mainly from the Civil Status Division of the Prime Minister's Office and from the Judicial Department. The assistance and cooperation of these two departments are herewith gratefully acknowledged.

**H. Bundhoo**  
**Director of Statistics**

Central Statistics Office,  
Ministry of Finance and Economic Empowerment,  
Port Louis.  
**MAURITIUS**

August 2009

**Demography Unit**

**Central Statistics Office**

**LIC Building**

**John Kennedy Street**

**Port Louis**

**Tel : 2122316**

**2122317**

**2080859**

**Fax : 2114150**

**Email : [cso\\_demography@mail.gov.mu](mailto:cso_demography@mail.gov.mu)**

## CONTENTS

|                    |               |
|--------------------|---------------|
| Introductory notes | Page<br>13-18 |
|--------------------|---------------|

### SECTION 1 - POPULATION

|       |        |  |    |
|-------|--------|--|----|
| Table | 1.1    | - Estimated resident population of Mauritius as at 31st December 2007 & 2008   | 21 |
|       | 1.2    | - Evolution of the resident population of the Republic of Mauritius as from the 2000 census to 1st July 2008                           | 21 |
|       | 1.3    | - Population growth in intercensal periods - Republic of Mauritius, 1851 - 2000  | 22 |
|       | 1.4(a) | - Population enumerated at each census by population group and sex - Island of Mauritius, 1846 - 1952                                  | 23 |
|       | 1.4(b) | - Population enumerated at each census by community and sex - Republic of Mauritius, 1962 - 2000                                       | 24 |
|       | 1.5    | - Rate of increase of the population of the Republic of Mauritius as compared with other countries, 2000 - 2005                        | 25 |
|       | 1.6    | - Evolution of the population of the Republic of Mauritius by geographical district and sex between the 1990 and 2000 censuses         | 26 |
|       | 1.7    | - Estimated resident population by geographical district, sex and density - Republic of Mauritius, 2007 & 2008 (Mid-year estimates)    | 28 |
|       | 1.8    | - Estimated resident population by geographical district, sex and density - Republic of Mauritius, 2007 & 2008 (End-of-year estimates) | 29 |
|       | 1.9    | - Evolution of the population by urban/rural residence and sex between the 1990 and 2000 censuses - Republic of Mauritius              | 30 |
|       | 1.10   | - Estimated resident population by urban/rural residence and sex - Republic of Mauritius, 2007 & 2008 (Mid-year estimates)             | 32 |
|       | 1.11   | - Estimated resident population by urban/rural residence and sex - Republic of Mauritius, 2007 & 2008 (End-of-year estimates)          | 33 |

**CONTENTS (Cont'd)**

|       |   | <b>Page</b> |
|-------|---|-------------|
| Table | 1.12 - Estimated resident population by district, Municipal Council Area (MCA) and Village Council Area (VCA) - Republic of Mauritius, 1st July 2007 & 2008 | 34          |
|       | 1.13(a) - Age distribution of the population as enumerated at the 1990 and 2000 censuses, Republic of Mauritius   | 39          |
|       | 1.13(b) - Age distribution of the population as enumerated at the 1990 and 2000 censuses, Island of Mauritius   | 41          |
|       | 1.13(c) - Age distribution of the population as enumerated at the 1990 and 2000 censuses, Island of Rodrigues   | 42          |
|       | 1.14(a) - Estimated resident population by age group and sex, Republic of Mauritius, 1st July 2007 & 1st July 2008  | 43          |
|       | 1.14(b) - Estimated resident population by age group and sex, Island of Mauritius, 1st July 2007 & 1st July 2008  | 44          |
|       | 1.15(a) - Distribution of the resident population by selected age group and sex - Republic of Mauritius, 1st July 2007 & 1st July 2008                      | 45          |
|       | 1.15(b) - Distribution of the resident population by selected age group and sex - Island of Mauritius, 1st July 2007 & 1st July 2008                        | 46          |
|       | 1.16 - Female population in the reproductive ages - Republic of Mauritius and Island of Mauritius , 1999 - 2008 (Mid year estimates)                        | 47          |
|       | 1.17(a) - Growth of the resident population and vital statistics - Republic of Mauritius, 1999 - 2008   | 48          |
|       | 1.17(b) - Growth of the resident population and vital statistics - Island of Mauritius, 1999 - 2008   | 49          |
|       | 1.17(c) - Growth of the resident population and vital statistics - Island of Rodrigues, 1999 - 2008   | 50          |
|       | 1.18 - Mid-year population estimates by sex, Republic of Mauritius, Island of Mauritius, Island of Rodrigues, 1989 - 2008                                   | 51          |

**CONTENTS (Cont'd)**

|       |  | <b>Page</b> |
|-------|--|-------------|
| Table | 1.19 - End-of-year population estimates by sex, Republic of Mauritius, Island of Mauritius, Island of Rodrigues, 1989 - 2008 | 52          |

**SECTION 2 - VITAL STATISTICS**

|        |  |    |
|--------|--|----|
| 2.1    | - Vital statistics by district and sex - Republic of Mauritius , 2008        | 55 |
| 2.2(a) | - Population and vital statistics - Republic of Mauritius, 1973 - 2008       | 56 |
| 2.2(b) | - Population and vital statistics - Island of Mauritius, 1967 - 2008         | 57 |
| 2.2(c) | - Population and vital statistics - Island of Rodrigues, 1973 - 2008         | 58 |
| 2.3(a) | - Population and vital statistics rates - Republic of Mauritius, 1973 - 2008 | 59 |
| 2.3(b) | - Population and vital statistics rates - Island of Mauritius, 1967- 2008    | 61 |
| 2.3(c) | - Population and vital statistics rates - Island of Rodrigues, 1973 - 2008   | 62 |
| 2.4(a) | - Registered vital statistics by sex - Republic of Mauritius, 1989 - 2008    | 63 |
| 2.4(b) | - Registered vital statistics by sex - Island of Mauritius, 1989- 2008       | 64 |
| 2.4(c) | - Registered vital statistics by sex - Island of Rodrigues, 1989 - 2008      | 65 |

**SECTION 3 - LIVE BIRTHS**

|        |   |    |
|--------|---|----|
| 3.1    | - Live births registered by month and sex-Republic of Mauritius, Island of Mauritius and Island of Rodrigues , 2008 | 69 |
| 3.2(a) | - Live births by month of registration - Republic of Mauritius, 1999 - 2008   | 70 |
| 3.2(b) | - Live births by month of registration - Island of Mauritius, 1999 - 2008   | 71 |

**CONTENTS (Cont'd)**

|  | <b>Page</b> |
|--|-------------|
| Table 3.2(c) - Live births by month of registration -<br>Island of Rodrigues, 1999 - 2008                              | 72          |
| 3.3 - Live births registered by geographical district -<br>Republic of Mauritius, 1999 - 2008                          | 73          |
| 3.4 - Crude birth rate by geographical district -<br>Republic of Mauritius, 1999 - 2008                                | 74          |
| 3.5 - Live births registered by Municipal Council Area -<br>Republic of Mauritius, 1999 - 2008                         | 75          |
| 3.6 - Live births occurred by sex - Republic of Mauritius,<br>Island of Mauritius and Island of Rodrigues, 1999 - 2008 | 76          |
| 3.7(a) - Live births occurred by month and sex -<br>Republic of Mauritius, 2006 - 2008                                 | 77          |
| 3.7(b) - Live births occurred by month and sex -<br>Island of Mauritius, 2006 - 2008                                   | 78          |
| 3.7(c) - Live births occurred by month and sex -<br>Island of Rodrigues, 2006 - 2008                                   | 79          |
| 3.8(a) - Live births occurred by age of mother and<br>live birth order - Republic of Mauritius, 2007 & 2008            | 80          |
| 3.8(b) - Live births occurred by age of mother and<br>live birth order - Island of Mauritius, 2007 & 2008              | 81          |
| 3.8(c) - Live births occurred by age of mother and<br>live birth order - Island of Rodrigues, 2007 & 2008              | 82          |
| 3.9(a) - Age specific fertility rates by age of mother<br>and live birth order - Republic of Mauritius,<br>1990 & 2000 | 83          |
| 3.9(b) - Age specific fertility rates by age of mother<br>and live birth order - Island of Mauritius, 1990 & 2000      | 84          |
| 3.9(c) - Age specific fertility rates by age of mother<br>and live birth order - Island of Rodrigues, 1990 & 2000      | 85          |
| 3.10(a) - Age specific fertility rates by age of mother<br>and live birth order - Republic of Mauritius, 2007 & 2008   | 86          |



**CONTENTS (Cont'd)**

|   | <b>Page</b> |
|---|-------------|
| Table 3.10(b) - Age specific fertility rates by age of mother<br>and live birth order - Island of Mauritius, 2007 & 2008      | 87          |
| 3.11 - Age specific fertility rates by age of mother - Republic of Mauritius<br>and Island of Mauritius, 1999 - 2008          | 88          |
| 3.12 - Fertility rates - Republic of Mauritius<br>and Island of Mauritius, 1999 - 2008  | 90          |
| 3.13 - Fertility rates - Island of Rodrigues, 1994 - 2008   | 92          |
| 3.14(a) - Live births occurred by duration of union -<br>Republic of Mauritius, 1999 - 2008                                   | 93          |
| 3.14(b) - Live births occurred by duration of union -<br>Island of Mauritius, 1999 - 2008                                     | 94          |
| 3.14(c) - Live births occurred by duration of union -<br>Island of Rodrigues, 1999 - 2008                                     | 95          |
| 3.15(a) - Live births occurred by interval since previous<br>live birth and live birth order -<br>Republic of Mauritius, 2006 | 96          |
| 3.15(b) - Live births occurred by interval since previous<br>live birth and live birth order -<br>Island of Mauritius, 2006   | 97          |
| 3.15(c) - Live births occurred by interval since previous<br>live birth and live birth order -<br>Island of Rodrigues , 2006  | 98          |
| 3.16(a) - Live births occurred by age of mother and age<br>of father - Republic of Mauritius, 2007 & 2008                     | 99          |
| 3.16(b) - Live births occurred by age of mother and age<br>of father - Island of Mauritius, 2007 & 2008                       | 100         |
| 3.16(c) - Live births occurred by age of mother and age<br>of father - Island of Rodrigues, 2007 & 2008                       | 101         |
| 3.17(a) - Live births occurred by age of mother -<br>Republic of Mauritius, 1999 - 2008                                       | 102         |

**CONTENTS (Cont'd)**

|       |   | <b>Page</b> |
|-------|---|-------------|
| Table | 3.17(b) - Live births occurred by age of mother -<br>Island of Mauritius, 1999 - 2008 | 103         |

**SECTION 4 - STILL BIRTHS**

|        |   |     |
|--------|---|-----|
| 4.1(a) | - Still births by month of registration -<br>Republic of Mauritius, 1999 - 2008     | 107 |
| 4.1(b) | - Still births by month of registration -<br>Island of Mauritius, 1999 - 2008       | 108 |
| 4.1(c) | - Still births by month of registration -<br>Island of Rodrigues, 1999 - 2008       | 109 |
| 4.2    | - Still births by geographical district -<br>Republic of Mauritius, 1999 - 2008     | 110 |
| 4.3    | - Still birth rate by geographical district -<br>Republic of Mauritius, 1999 - 2008 | 111 |

**SECTION 5 - DEATHS**

|        |   |     |
|--------|---|-----|
| 5.1(a) | - Deaths by month of registration -<br>Republic of Mauritius, 1999 - 2008           | 115 |
| 5.1(b) | - Deaths by month of registration -<br>Island of Mauritius, 1999 - 2008             | 116 |
| 5.1(c) | - Deaths by month of registration -<br>Island of Rodrigues, 1999 - 2008             | 117 |
| 5.2    | - Deaths by geographical district -<br>Republic of Mauritius, 1999 - 2008           | 118 |
| 5.3    | - Crude death rate by geographical district -<br>Republic of Mauritius, 1999 - 2008 | 119 |
| 5.4    | - Deaths by Municipal Council Area -<br>Republic of Mauritius, 1999 - 2008          | 120 |

**CONTENTS (Cont'd)**

|       |  | <b>Page</b> |
|-------|--|-------------|
| Table | 5.5 - Deaths by age group and sex - Republic of Mauritius,<br>Island of Mauritius & Island of Rodrigues, 2008            | 121         |
|       | 5.6 - Death rates by age group and sex - Republic of Mauritius,<br>Island of Mauritius & Island of Rodrigues, 2008       | 122         |
|       | 5.7(a) - Infant deaths by month of registration -<br>Republic of Mauritius, 1999 - 2008                                  | 124         |
|       | 5.7(b) - Infant deaths by month of registration -<br>Island of Mauritius, 1999 - 2008                                    | 125         |
|       | 5.7(c) - Infant deaths by month of registration -<br>Island of Rodrigues, 1999 - 2008                                    | 126         |
|       | 5.8 - Infant deaths by geographical district -<br>Republic of Mauritius, 1999 - 2008                                     | 127         |
|       | 5.9 - Infant mortality rate by geographical district -<br>Republic of Mauritius, 1999 - 2008                             | 128         |
|       | 5.10(a) - Infant deaths by age - Republic of Mauritius, 1999 - 2008  | 129         |
|       | 5.10(b) - Infant deaths by age - Island of Mauritius, 1999 - 2008  | 130         |
|       | 5.10(c) - Infant deaths by age - Island of Rodrigues, 1999 - 2008  | 131         |
|       | 5.11 - Infant deaths by age and sex - Republic of Mauritius,<br>Island of Mauritius & Island of Rodrigues, 2008          | 132         |
|       | 5.12 - Under one-year mortality rates - Republic of Mauritius,<br>Island of Mauritius & Island of Rodrigues, 1999 - 2008 | 133         |
|       | 5.13 - Life expectancy by age and sex at each census -<br>Republic of Mauritius, 1962 - 2000                             | 134         |
|       | 5.14 (a) - Abridged Life Table by sex -<br>Republic of Mauritius , 1989 - 1991   | 135         |

**CONTENTS (Cont'd)**

|   | <b>Page</b> |
|---|-------------|
| Table 5.14 (b) - Abridged Life Table by sex -<br>Island of Mauritius , 1989 - 1991                                    | 137         |
| 5.14 (c) - Abridged Life Table by sex -<br>Island of Rodrigues , 1988 - 1992  | 139         |
| 5.15 (a) - Abridged Life Table by sex -<br>Republic of Mauritius, 1999 - 2001   | 141         |
| 5.15 (b) - Abridged Life Table by sex -<br>Island of Mauritius, 1999 - 2001   | 143         |
| 5.15 (c) - Abridged Life Table by sex -<br>Island of Rodrigues, 1998 - 2002   | 145         |
| 5.16 (a) - Abridged Life Table by sex -<br>Republic of Mauritius, 2006 - 2008   | 147         |
| 5.16 (b) - Abridged Life Table by sex -<br>Island of Mauritius, 2006 - 2008   | 149         |
| 5.17 - Abridged Life Table by sex -<br>Island of Rodrigues, 2004 - 2008   | 151         |
| 5.18 (a) - Deaths by cause - Republic of Mauritius, 2008  | 153         |
| 5.18 (b) - Deaths by cause - Island of Mauritius, 2008  | 154         |
| 5.18 (c) - Deaths by cause - Island of Rodrigues, 2008  | 155         |
| 5.19 (a) - Deaths by selected causes and sex -<br>Republic of Mauritius, 2008   | 156         |
| 5.19 (b) - Deaths by selected causes and sex -<br>Island of Mauritius, 2008   | 157         |
| 5.19 (c) - Deaths by selected causes and sex -<br>Island of Rodrigues, 2008   | 158         |
| 5.20 - Infant deaths by selected causes - Republic of Mauritius,<br>Island of Mauritius and Island of Rodrigues, 2008 | 159         |

**CONTENTS (Cont'd)****SECTION 6 - MARRIAGES**

|       |  | <b>Page</b> |
|-------|--|-------------|
| Table | 6.1(a) - Marriages by month of registration -<br>Republic of Mauritius, 1999 - 2008  | 163         |
|       | 6.1(b) - Marriages by month of registration -<br>Island of Mauritius, 1999 - 2008  | 164         |
|       | 6.1(c) - Marriages by month of registration -<br>Island of Rodrigues, 1999 - 2008  | 165         |
|       | 6.2 - Marriages by geographical district -<br>Republic of Mauritius, 1999 - 2008   | 166         |
|       | 6.3 - Marriage rate by geographical district -<br>Republic of Mauritius, 1999 - 2008                                       | 167         |
|       | 6.4 - Marriages by type of marriage celebration -<br>Republic of Mauritius, 2001 - 2008                                    | 168         |
|       | 6.5 - Marriages by type of marriage celebration and month -<br>Republic of Mauritius, 2008                                 | 169         |
|       | 6.6 - Marriages by type of marriage celebration and district -<br>Republic of Mauritius, 2008                              | 169         |
|       | 6.7 - Marriages by age and previous marital status<br>of bridegroom - Republic of Mauritius, 2007 & 2008                   | 170         |
|       | 6.8 - Marriages by age and previous marital status<br>of bride - Republic of Mauritius, 2007 & 2008                        | 171         |
|       | 6.9 - Marriages by marital status of each party - Republic of Mauritius,<br>Island of Mauritius, Island of Rodrigues, 2008 | 172         |
|       | 6.10(a) - Marriages by age of bride and age of bridegroom -<br>Republic of Mauritius, 2008                                 | 173         |

**CONTENTS (Cont'd)**

|  | <b>Page</b> |
|--|-------------|
| Table 6.10(b) - Marriages by age of bride and age of bridegroom -<br>Island of Mauritius, 2008 | 174         |
| 6.10(c) - Marriages by age of bride and age of bridegroom -<br>Island of Rodrigues, 2008       | 175         |

**SECTION 7 - DIVORCES**

|  |     |
|--|-----|
| 7.1 - Number of divorce cases lodged and disposed of -<br>Republic of Mauritius, 2001 - 2008 | 179 |
| 7.2 - Divorces by number of dependent children -<br>Republic of Mauritius, 1999 - 2008       | 180 |
| 7.3 - Divorces by duration of union - Republic of Mauritius,<br>1999 - 2008                  | 181 |

**SECTION 8 - POPULATION PROJECTIONS (MEDIUM VARIANT)**

|  |     |
|--|-----|
| 8.1(a) - Projections of the resident population by sex -<br>Republic of Mauritius, 2008 - 2048   | 185 |
| 8.1(b) - Projections of the resident population by sex -<br>Island of Mauritius, 2008 - 2048   | 187 |
| 8.1(c) - Projections of the resident population by sex -<br>Island of Rodrigues, 2008 - 2048   | 189 |
| 8.2(a) - Projected demographic rates -<br>Republic of Mauritius, 2008 - 2048   | 191 |
| 8.2(b) - Projected demographic rates -<br>Island of Mauritius, 2008 - 2048   | 192 |
| 8.2(c) - Projected demographic rates -<br>Island of Rodrigues, 2008 - 2048   | 193 |
| 8.3(a) - Distribution of the resident population by selected<br>age group, age indicators and dependency ratio -<br>Republic of Mauritius, 2008 - 2048 | 194 |
| 8.3(b) - Distribution of the resident population by selected<br>age group, age indicators and dependency ratio -<br>Island of Mauritius, 2008 - 2048   | 195 |

**CONTENTS (Cont'd)**

|       |  | <b>Page</b> |
|-------|--|-------------|
| Table | 8.3(c) - Distribution of the resident population by selected age group, age indicators and dependency ratio - Island of Rodrigues, 2008 – 2048 | 196         |
|       | 8.4(a) - Projections of the resident population under 25 years by single year of age and sex - Republic of Mauritius, 2008 - 2028              | 197         |
|       | 8.4(b) - Projections of the resident population under 25 years by single year of age and sex - Island of Mauritius, 2008 - 2028                | 198         |
|       | 8.4(c) - Projections of the resident population under 25 years by single year of age and sex - Island of Rodrigues, 2008 - 2028                | 199         |

**GRAPHS**

|      |  |            |
|------|--|------------|
| Fig. | 1 - Resident population by geographical district - Republic of Mauritius, 1990 and 2000 censuses | 27         |
|      | 2 - Urban population by Municipal Council Area - Republic of Mauritius, 1990 and 2000 censuses   | 31         |
|      | 3 - Population pyramid - Republic of Mauritius, 1990 and 2000 censuses                           | 40         |
|      | 4 - Selected vital rates - Republic of Mauritius , 1989 - 2008                                   | 60         |
|      | 5 - Age specific fertility rates - Republic of Mauritius, 1999 - 2008                            | 89         |
|      | 6 - Selected fertility rates - Republic of Mauritius, 1999 - 2008                                | 91         |
|      | 7 - Age specific death rates by sex - Republic of Mauritius, 2006 - 2008                         | 123        |
|      | 8 - Mid year population density by district - Republic of Mauritius, 2007                        | 200        |
|      | 9 - Mid year population density by district - Republic of Mauritius, 2008                        | 201        |
|      | <b>Glossary</b>  | <b>202</b> |

## **INTRODUCTORY NOTES**

### **Section 1 - Population**

As in the previous issue of the Digest, this report deals with the resident population of the country rather than "de facto" or present population.

Prior to 1990, censuses were taken on a "de facto" basis, i.e they counted all persons present in a household or institution on census night. This method is simple and reduces the risk of omissions and double counts, but it includes non-residents present on census night and excludes residents who were away. For the 1990 and 2000 censuses, a series of questions were asked which allow a count of the resident population to be made by excluding foreign visitors and including residents who were temporarily away on census night.

The resident population base is expected to be more realistic than the "de facto" base. As from 1990, post-censal population estimates relate to resident population.

### **Section 2 - Vital Statistics**

The statistics of births, deaths and marriages have been compiled from electronic data supplied by the Civil Status Division, Prime Minister's Office while statistics of divorce have been obtained from the Office of the Master and Registrar, Supreme Court.

### **Section 3 - Live births**

Formerly, the birth statistics published in the Annual Digest of Statistics for any year related only to births which were registered in that year. Although not all births occurring in a year are registered within that year because a delay of 45 days is allowed for registration, the differences between birth statistics tabulated by year of registration and year of occurrence are not expected to be large. However, as recommended by the United Nations, an additional series of tabulations which present birth statistics according to year of occurrence have been included in this report.

All fertility and reproduction rates, whether in previous reports or in the present one, are based on births occurred during the year. The only exception is the crude birth rate which is based on total births registered during the year.



#### **Section 4 - Still births**

Data on still births are compiled only according to date of registration. Since still births are normally registered within 24 hours of occurrence, there is not much difference between the data tabulated by date of registration and those tabulated by date of occurrence.

#### **Section 5 - Deaths**

The death statistics for any year are based on events registered during that year. Like still births, there is no significant difference between the number registered or occurred since death registration also take place within 24 hours of occurrence.

The main tables included in this section are the life tables for the years 1990, 2000 , 2006(Rodrigues only) and 2007(excluding Rodrigues) and the tables showing deaths due to selected causes. It is to be noted that as from 2005, cause of death is coded according to the “International Statistical Classification of Diseases and Related Health Problems, Tenth Revision” instead of the “International Statistical Classification of Diseases,Injuries and Causes of Death” Revision of 1975 used previously.

#### **Section 6 - Marriages**

Prior to 1982, the statistics of marriages for any given year comprised civil marriages and marriages by legally authorised religious persons.

With the introduction of the Civil Status Act of 1981 which came into operation on 1st January 1982, the figures for marriages for the period January 1982 to November 1987 included:

- (a) Civil marriages
- (b) Religious marriages having civil effect
- (c) 'Past religious marriages', i.e. marriages celebrated before 1982 (either in Mauritius or abroad) but registered during the year; and
- (d) Muslim religious marriages (i.e. marriages under Muslim Personal Law)

On the 14th November 1987, the Civil Status Act was amended and since then marriage statistics no longer include Muslim religious marriages under Muslim Personal Law.

It is to be noted that from January 1982 to date, some double counting may be present in the marriage statistics. This occurs because some couples married under Muslim Personal Law during the period January 1982 to November 1987 subsequently marry civilly as well. It is estimated that between 10 to 40 such cases may have been registered annually from 1982 onwards. The total number of marriages celebrated under the Muslim Personal Law during the period when it was in force was 2,580.

### **Section 7 - Divorces**

The number of divorces for any year relates to provisional decrees of divorce which are granted when the Court is satisfied that the petitioner has established his case. Three months after a provisional decree is made, any of the two parties may apply to the Court for the provisional decree to be made permanent.

### **Section 8 - Projections of the resident population**

In the past, regular population projections by sex and age have been prepared either for the Island of Mauritius or more recently, for the Republic as a whole. Given the small population size of Rodrigues separate projections for the island were generally restricted to the total population only. Recently there has been more and more pressing demand for projections by sex and age for the two islands separately. An attempt has therefore been made to prepare such projections and the results are presented in this digest. The projection for the Republic has been obtained by summing the separate projections for the islands of Mauritius and Rodrigues. It has not been possible to integrate Agalega and Saint Brandon islands which together had a resident population of 289 (193 males and 96 females) at the 2000 census.

Until recently, projections published by this office have not gone beyond a range of 20 years. However, there is now more and more interest in long term perspective studies, and in particular the long term implications of ageing with respect to health and pensions issues. It has therefore been decided to carry forward the projections over a period of 40 years and to publish the results although their reliability is expected to diminish over the long range.

It is desirable to prepare projections under different sets of assumptions. However, it has been observed that publication of the different variants often leads to confusion: different users may use different variants and still wish to compare results whilst the same user may use different variants at different times without realising the fact. Hence, although this time three variants have been prepared (medium, high and low), only the medium variant, which is considered to be the most likely, is published in this digest. The relatively few users and analysts who wish to work with the other two variants can obtain them upon request together with technical notes concerning the assumptions.

The base for all projections is the estimated 2008 resident population by sex and age. The estimate has been obtained by adding the balance of births, deaths, and migration to the 2000 census population adjusted for underenumeration of young children.

The estimates by single year of age as figured in tables 8.4(a), 8.4(b) and 8.4(c) have been obtained by appropriate splitting of the projected population by five year age group. Although the figures are given to the last digit, it is recommended that because of the limitations on their reliability, they be rounded before use.

The assumptions for the medium variant projections are as follows:

(i) **Fertility (expressed in terms of total fertility rate)**

|                   | <b>2003-08</b> | <b>2008-2013</b> | <b>2013-2018</b> | <b>2018-2023</b> | <b>2023-2028</b> | <b>2028-2033</b> | <b>2033-2048</b> |
|-------------------|----------------|------------------|------------------|------------------|------------------|------------------|------------------|
| Rep.of Mauritius  | 1.80           | 1.82             | 1.86             | 1.86             | 1.86             | 1.86             | 1.86             |
| Isl. of Mauritius | 1.77           | 1.80             | 1.85             | 1.85             | 1.85             | 1.85             | 1.85             |
| Isl. of Rodrigues | 2.85           | 2.60             | 2.45             | 2.30             | 2.20             | 2.15             | 2.10             |

- (ii) **Mortality: Sex and age-specific survival ratios improve from current levels in accordance with the Coale and Guang, “New Regional Model Life Tables at High Expectation of Life”.**

**Implied life expectancies at birth (eo) -**

| Period           | Republic of Mauritius |        | Island of Mauritius |        | Island of Rodrigues |        |
|------------------|-----------------------|--------|---------------------|--------|---------------------|--------|
|                  | Male                  | Female | Male                | Female | Male                | Female |
| <b>2003-2008</b> | 69.04                 | 75.77  | 69.01               | 75.78  | 69.85               | 75.49  |
| <b>2008-2013</b> | 70.11                 | 76.47  | 70.09               | 76.48  | 70.68               | 76.29  |
| <b>2013-2018</b> | 71.10                 | 77.12  | 71.09               | 77.12  | 71.47               | 76.96  |
| <b>2018-2023</b> | 72.00                 | 77.70  | 72.00               | 77.70  | 72.14               | 77.57  |
| <b>2023-2028</b> | 72.83                 | 78.23  | 72.83               | 78.23  | 72.81               | 78.14  |
| <b>2028-2033</b> | 73.55                 | 78.70  | 73.55               | 78.70  | 73.50               | 78.65  |
| <b>2033-2038</b> | 74.14                 | 79.11  | 74.14               | 79.11  | 74.06               | 79.10  |
| <b>2038-2043</b> | 74.61                 | 79.45  | 74.61               | 79.45  | 74.58               | 79.50  |
| <b>2043-2048</b> | 74.93                 | 79.67  | 74.93               | 79.66  | 75.07               | 79.84  |

- (iii) **Migration (average annual net migration)**

|                                     | <u>2008-13</u> | <u>2013-18</u> | <u>2018-23</u> | <u>2023-28</u> | <u>2028-48</u> |
|-------------------------------------|----------------|----------------|----------------|----------------|----------------|
| <b><u>Republic of Mauritius</u></b> |                |                |                |                |                |
| Male                                | -250           | -200           | -100           | -50            | NIL            |
| Female                              | -200           | -150           | -100           | -50            | NIL            |
|                                     | —              | —              | —              | —              | —              |
| <b>Both sexes</b>                   | <b>- 450</b>   | <b>-350</b>    | <b>-200</b>    | <b>-100</b>    | <b>NIL</b>     |
|                                     | —              | —              | —              | —              | —              |
| <b><u>Island of Mauritius</u></b>   |                |                |                |                |                |
| Male                                | -50            | -50            | NIL            | NIL            | NIL            |
| Female                              | NIL            | NIL            | NIL            | NIL            | NIL            |
|                                     | —              | —              | —              | —              | —              |
| <b>Both sexes</b>                   | <b>-50</b>     | <b>-50</b>     | <b>NIL</b>     | <b>NIL</b>     | <b>NIL</b>     |
|                                     | —              | —              | —              | —              | —              |

**Island of Rodrigues**

|                   | <u>2008-2013</u> | <u>2013-2018</u> | <u>2018-2023</u> | <u>2023-2028</u> | <u>2028-2048</u> |
|-------------------|------------------|------------------|------------------|------------------|------------------|
| Male              | -200             | -150             | -100             | -50              | NIL              |
| Female            | -200             | -150             | -100             | -50              | NIL              |
|                   | —                | —                | —                | —                | —                |
| <b>Both sexes</b> | <b>-400</b>      | <b>-300</b>      | <b>-200</b>      | <b>-100</b>      | <b>NIL</b>       |
|                   | —                | —                | —                | —                | —                |

**Symbols**

The following symbols are used throughout:

- Nil or negligible
- ... Not available

\*\*\*\*\*

*SECTION 1*

*POPULATION*

**Table 1.1 - Estimated resident population <sup>1/</sup> of Mauritius as at 31st December 2007 & 2008**

| <b>Year</b> | <b>Island</b>         | <b>Both sexes</b> | <b>Male</b> | <b>Female</b> | <b>Area<br/>( km<sup>2</sup>)</b> | <b>Density<br/>(persons<br/>per km<sup>2</sup>)</b> |
|-------------|-----------------------|-------------------|-------------|---------------|-----------------------------------|---|
| <b>2007</b> | Island of Mauritius   | 1,227,075         | 606,307     | 620,768       | 1,864.8                           | 658   |
|             | Island of Rodrigues   | 37,499            | 18,530      | 18,969        | 104.0                             | 361   |
|             | Other islands         | 289               | 193         | 96            | 71.2                              | 4   |
|             | Republic of Mauritius | 1,264,863         | 625,030     | 639,833       | 2,040.0                           | 620   |
| <b>2008</b> | Island of Mauritius   | 1,234,042         | 609,261     | 624,781       | 1,864.8                           | 662   |
|             | Island of Rodrigues   | 37,700            | 18,630      | 19,070        | 104.0                             | 363   |
|             | Other islands         | 289               | 193         | 96            | 71.2                              | 4   |
|             | Republic of Mauritius | 1,272,031         | 628,084     | 643,947       | 2,040.0                           | 624   |

**Table 1.2 - Evolution of the resident population of the Republic of Mauritius <sup>2/</sup>  
as from the 2000 census to 1st July 2008**

|  | <b>Both sexes</b> | <b>Male</b>    | <b>Female</b>  |
|--|-------------------|----------------|----------------|
| Resident population enumerated at 2000 census            | <b>1,178,848</b>  | 583,756        | 595,092        |
| Plus adjustment for underenumeration of young children   | <b>+8,025</b>     | + 4,456        | + 3,569        |
| Plus live births July 00 - June 08                       | <b>+150,232</b>   | + 76,557       | + 73,675       |
| Minus deaths July 00 - June 08                           | <b>-67,350</b>    | -37,527        | -29,823        |
| Plus arrival of residents July 00 - June 08              | <b>+1,438,103</b> | + 780,450      | + 657,653      |
| Minus departure of residents July 00 - June 08           | <b>-1,439,293</b> | -781,136       | - 658,157      |
| <b>Estimated resident population as at 1st July 2008</b> | <b>1,268,565</b>  | <b>626,556</b> | <b>642,009</b> |

1/ based on the 2000 population census data adjusted for underenumeration of young children

2/ excluding Agalega & St. Brandon

**Table 1.3 - Population growth in intercensal periods - Republic of Mauritius <sup>1/</sup>, 1851 - 2000**

| Census date                       | Republic of Mauritius           |  |                                    | Island of Mauritius             |  |                                    | Island of Rodrigues             |  |                                    |
|-----------------------------------|---------------------------------|--|------------------------------------|---------------------------------|--|------------------------------------|---------------------------------|--|------------------------------------|
|                                   | Population enumerated at census | Density (persons per km <sup>2</sup> ) | Average annual rate of increase(%) | Population enumerated at census | Density (persons per km <sup>2</sup> ) | Average annual rate of increase(%) | Population enumerated at census | Density (persons per km <sup>2</sup> ) | Average annual rate of increase(%) |
| <b>20th November 1851</b>         | 181,318                         | 92                                     | ...                                | 180,823                         | 97                                     | 2.55                               | 495                             | 5                                      | ...                                |
| <b>8th April 1861</b>             | 310,743                         | 158                                    | 5.91                               | 310,050                         | 166                                    | 5.91                               | 693                             | 7                                      | 3.65                               |
| <b>11th April 1871</b>            | 317,150                         | 161                                    | 0.20                               | 316,042                         | 169                                    | 0.19                               | 1,108                           | 11                                     | 4.80                               |
| <b>4th April 1881</b>             | 361,305                         | 184                                    | 1.31                               | 359,874                         | 193                                    | 1.31                               | 1,431                           | 14                                     | 2.59                               |
| <b>6th March 1891</b>             | 372,656                         | 189                                    | 0.31                               | 370,588                         | 199                                    | 0.29                               | 2,068                           | 20                                     | 3.75                               |
| <b>1st April 1901</b>             | 374,185                         | 190                                    | 0.04                               | 371,023                         | 199                                    | 0.01                               | 3,162                           | 30                                     | 4.34                               |
| <b>31st March 1911</b>            | 373,620                         | 190                                    | -0.02                              | 368,791                         | 198                                    | -0.06                              | 4,829                           | 46                                     | 4.33                               |
| <b>21st May 1921</b>              | 383,069                         | 195                                    | 0.25                               | 376,485                         | 202                                    | 0.21                               | 6,584                           | 63                                     | 3.15                               |
| <b>26th April 1931</b>            | 401,440                         | 204                                    | 0.47                               | 393,238                         | 211                                    | 0.44                               | 8,202                           | 79                                     | 2.22                               |
| <b>11th June 1944</b>             | 431,070                         | 219                                    | 0.55                               | 419,185                         | 225                                    | 0.49                               | 11,885                          | 114                                    | 2.89                               |
| <b>30th June 1952</b>             | 514,748                         | 261                                    | 2.24                               | 501,415                         | 269                                    | 2.26                               | 13,333                          | 128                                    | 1.45                               |
| <b>30th June 1962<sup>2</sup></b> | 699,954                         | 356                                    | 3.12                               | 681,619                         | 366                                    | 3.12                               | 18,335                          | 176                                    | 3.24                               |
| <b>30th June 1972<sup>2</sup></b> | 850,968                         | 432                                    | 1.97                               | 826,199                         | 443                                    | 1.94                               | 24,769                          | 238                                    | 3.05                               |
| <b>2nd July 1983<sup>2</sup></b>  | 999,945                         | 508                                    | 1.48                               | 966,863                         | 518                                    | 1.44                               | 33,082                          | 318                                    | 2.67                               |
| <b>1st July 1990<sup>3</sup></b>  | 1,056,660                       | 537                                    | 0.79                               | 1,022,456                       | 548                                    | 0.80                               | 34,204                          | 329                                    | 0.48                               |
| <b>2nd July 2000<sup>3</sup></b>  | 1,178,848                       | 599                                    | 1.10                               | 1,143,069                       | 613                                    | 1.12                               | 35,779                          | 344                                    | 0.45                               |

1 excluding Agalega and St Brandon

2 "de facto" population

3 "de jure" population



**Table 1.4(a) - Population enumerated at each census by population group and sex - Island of Mauritius, 1846 - 1952**

| Year of Census | General population |        |        | Indo-Mauritian population |         |         | Chinese population |        |        |
|----------------|--------------------|--------|--------|---------------------------|---------|---------|--------------------|--------|--------|
|                | Both sexes         | Male   | Female | Both sexes                | Male    | Female  | Both sexes         | Male   | Female |
| <b>1846</b>    | <b>102,217</b>     | 55,663 | 46,554 | <b>56,245</b>             | 48,935  | 7,310   | -                  | -      | -      |
| <b>1851</b>    | <b>102,827</b>     | 55,059 | 47,768 | <b>77,996</b>             | 64,282  | 13,714  | -                  | -      | -      |
| <b>1861</b>    | <b>115,864</b>     | 59,796 | 56,068 | <b>192,634</b>            | 141,615 | 51,019  | <b>1,552</b>       | 1,550  | 2      |
| <b>1871</b>    | <b>97,497</b>      | 49,487 | 48,010 | <b>216,258</b>            | 141,804 | 74,454  | <b>2,287</b>       | 2,284  | 3      |
| <b>1881</b>    | <b>107,323</b>     | 53,754 | 53,569 | <b>248,993</b>            | 151,352 | 97,641  | <b>3,558</b>       | 3,549  | 9      |
| <b>1891</b>    | <b>111,517</b>     | 55,397 | 56,120 | <b>255,920</b>            | 147,499 | 108,421 | <b>3,151</b>       | 3,142  | 9      |
| <b>1901</b>    | <b>108,422</b>     | 52,995 | 55,427 | <b>259,086</b>            | 143,100 | 115,986 | <b>3,515</b>       | 3,457  | 58     |
| <b>1911</b>    | <b>107,432</b>     | 51,808 | 55,624 | <b>257,697</b>            | 138,974 | 118,723 | <b>3,662</b>       | 3,313  | 349    |
| <b>1921</b>    | <b>104,216</b>     | 49,725 | 54,491 | <b>265,524</b>            | 139,150 | 126,374 | <b>6,745</b>       | 5,233  | 1,512  |
| <b>1931</b>    | <b>115,666</b>     | 54,733 | 60,933 | <b>268,649</b>            | 139,533 | 129,116 | <b>8,923</b>       | 6,343  | 2,580  |
| <b>1944</b>    | <b>143,056</b>     | 67,136 | 75,920 | <b>265,247</b>            | 136,382 | 128,865 | <b>10,882</b>      | 6,808  | 4,074  |
| <b>1952</b>    | <b>148,238</b>     | 70,370 | 77,868 | <b>335,327</b>            | 171,241 | 164,086 | <b>17,850</b>      | 10,421 | 7,429  |

Note: Only for the 1962 and 1972 censuses each householder was asked to state the population group\community to which each member of his household claimed to belong .

Prior to 1962, it is probable that from one census to another, different criteria have been used in classifying the population by population groups.

Figures are therefore not strictly comparable from one census to another, before 1962.

**Table 1.4(b) - Population enumerated at each census by community and sex - Republic of Mauritius <sup>1/</sup>, 1962 - 2000**

| Year of census    | Community               | Republic of Mauritius |                |                | Island of Mauritius |                |                | Island of Rodrigues |               |               |
|-------------------|-------------------------|-----------------------|----------------|----------------|---------------------|----------------|----------------|---------------------|---------------|---------------|
|                   |                         | Both sexes            | Male           | Female         | Both sexes          | Male           | Female         | Both sexes          | Male          | Female        |
| 1962 <sup>2</sup> | <b>Total Population</b> | <b>699,954</b>        | <b>351,368</b> | <b>348,586</b> | <b>681,619</b>      | <b>342,306</b> | <b>339,313</b> | <b>18,335</b>       | <b>9,062</b>  | <b>9,273</b>  |
|                   | Hindu                   | 344,622               | 174,713        | 169,909        | 344,587             | 174,698        | 169,889        | 35                  | 15            | 20            |
|                   | Muslim                  | 110,404               | 56,018         | 54,386         | 110,322             | 55,971         | 54,351         | 82                  | 47            | 35            |
|                   | Sino-Mauritian          | 23,436                | 12,864         | 10,572         | 23,058              | 12,654         | 10,404         | 378                 | 210           | 168           |
|                   | General Population      | 221,492               | 107,773        | 113,719        | 203,652             | 98,983         | 104,669        | 17,840              | 8,790         | 9,050         |
| 1972 <sup>2</sup> | <b>Total Population</b> | <b>850,968</b>        | <b>425,850</b> | <b>425,118</b> | <b>826,199</b>      | <b>413,580</b> | <b>412,619</b> | <b>24,769</b>       | <b>12,270</b> | <b>12,499</b> |
|                   | Hindu                   | 428,345               | 215,752        | 212,593        | 428,167             | 215,654        | 212,513        | 178                 | 98            | 80            |
|                   | Muslim                  | 137,171               | 68,834         | 68,337         | 137,081             | 68,789         | 68,292         | 90                  | 45            | 45            |
|                   | Sino-Mauritian          | 24,373                | 13,018         | 11,355         | 24,084              | 12,849         | 11,235         | 289                 | 169           | 120           |
|                   | General Population      | 261,079               | 128,246        | 132,833        | 236,867             | 116,288        | 120,579        | 24,212              | 11,958        | 12,254        |
| 1983 <sup>2</sup> | <b>Total Population</b> | <b>999,945</b>        | <b>497,920</b> | <b>502,025</b> | <b>966,863</b>      | <b>481,368</b> | <b>485,495</b> | <b>33,082</b>       | <b>16,552</b> | <b>16,530</b> |
| 1990 <sup>3</sup> | <b>Total Population</b> | <b>1,056,660</b>      | <b>527,760</b> | <b>528,900</b> | <b>1,022,456</b>    | <b>510,676</b> | <b>511,780</b> | <b>34,204</b>       | <b>17,084</b> | <b>17,120</b> |
| 2000 <sup>3</sup> | <b>Total Population</b> | <b>1,178,848</b>      | <b>583,756</b> | <b>595,092</b> | <b>1,143,069</b>    | <b>566,056</b> | <b>577,013</b> | <b>35,779</b>       | <b>17,700</b> | <b>18,079</b> |

1 excluding Agalega and St Brandon

2 "de facto " population

3 "de jure" population

Note: No data on community was collected in 1983 , 1990 and 2000

**Table 1.5 - Rate of increase of the population of the Republic of Mauritius<sup>1/</sup> as compared with other countries, 2000 - 2005**

| <b>Continent &amp; Country</b> | <b>Annual rate of increase<br/>2000 - 2005 (%)</b> | <b>Continent &amp; Country</b> | <b>Annual rate of increase<br/>2000 - 2005 (%)</b> |
|--------------------------------|--|--------------------------------|--|
| <b>AFRICA</b>                  |  | <b>ASIA</b>                    |  |
| Republic of Mauritius:         | 0.9  | China                          | 0.6  |
| ( Island of Mauritius)         | (0.9)  | India                          | 1.6  |
| ( Island of Rodrigues)         | (0.6)  | Sri Lanka                      | 0.3  |
| Reunion                        | 1.5  |                                |  |
| Senegal                        | 2.8  |                                |  |
| <b>AMERICA</b>                 |  | <b>EUROPE</b>                  |  |
| Canada                         | 1.0  | Belgium                        | 0.4  |
| Jamaica                        | 0.5  | France                         | 0.6  |
| U.S.A.                         | 1.0  | Hungary                        | 0.1  |
|                                |  | Italy                          | 0.6  |
| <b>OCEANIA</b>                 |  |                                |  |
| Australia                      | 1.3  |                                |  |
| New Zealand                    | 1.2  |                                |  |

<sup>1/</sup> excluding Agalega and St. Brandon

Source: United Nations Demographic Yearbook 2005  
(except for the Republic of Mauritius and its constituent islands)

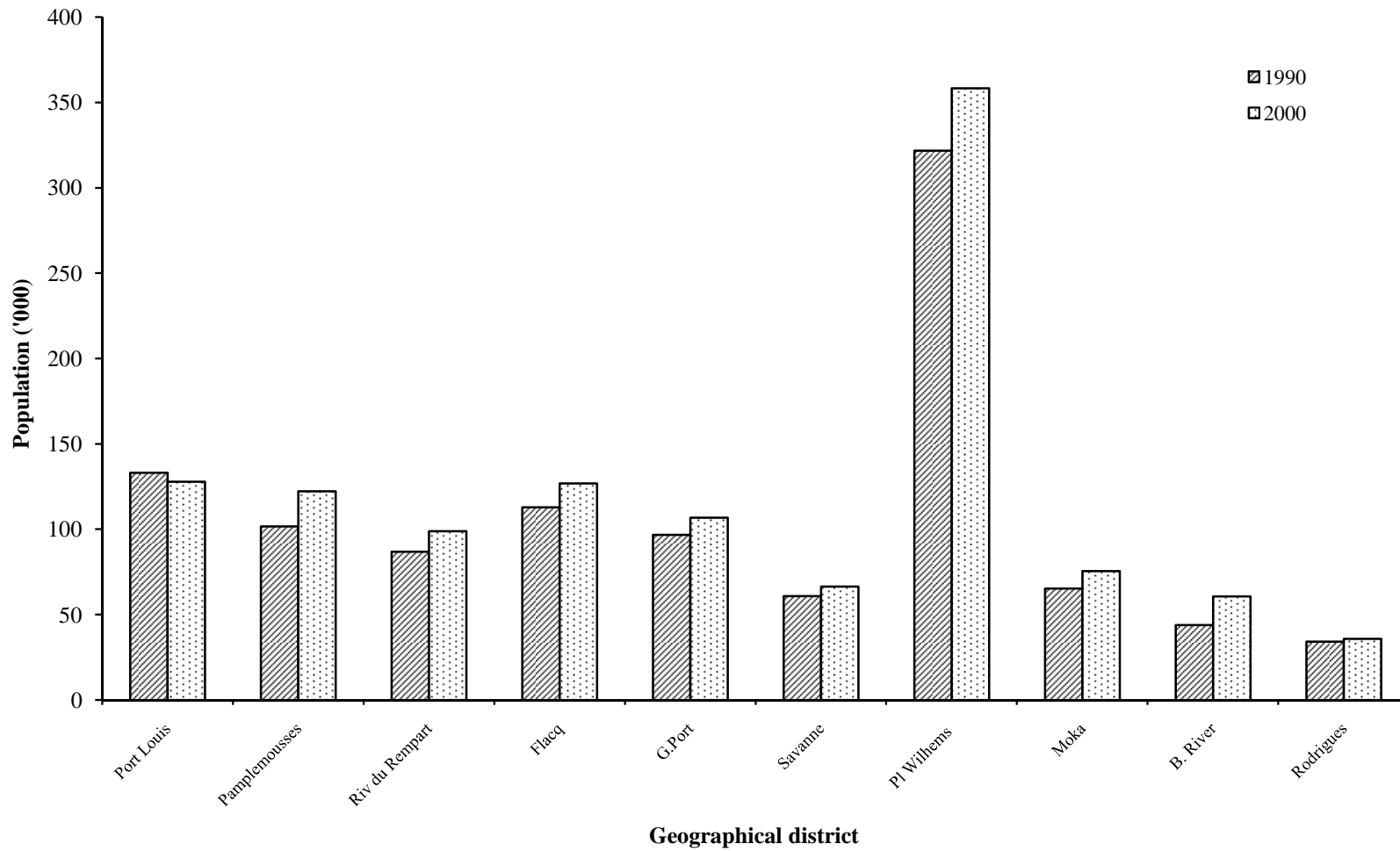
Table 1.6 - Evolution of the population of the Republic of Mauritius <sup>1/</sup> by geographical district and sex between the 1990 & 2000 censuses

| Geographical district        | 1990 census <sup>2/</sup> |                |                | 2000 census <sup>2/</sup> |                |                | Intercensal increase |                    |
|------------------------------|---------------------------|----------------|----------------|---------------------------|----------------|----------------|----------------------|--------------------|
|                              | Both sexes                | Male           | Female         | Both sexes                | Male           | Female         | Number               | Annual average (%) |
| <b>Port Louis</b>            | 133,073                   | 66,179         | 66,894         | 127,855                   | 63,458         | 64,397         | -5,218               | -0.40              |
| <b>Pamplemousses</b>         | 101,666                   | 51,212         | 50,454         | 122,252                   | 60,533         | 61,719         | 20,586               | 1.86               |
| <b>Riviere du Rempart</b>    | 86,779                    | 43,362         | 43,417         | 98,854                    | 49,116         | 49,738         | 12,075               | 1.31               |
| <b>Flacq</b>                 | 112,773                   | 56,452         | 56,321         | 126,839                   | 63,549         | 63,290         | 14,066               | 1.18               |
| <b>Grand Port</b>            | 96,667                    | 48,425         | 48,242         | 106,665                   | 53,011         | 53,654         | 9,998                | 0.99               |
| <b>Savanne</b>               | 60,841                    | 30,444         | 30,397         | 66,356                    | 32,787         | 33,569         | 5,515                | 0.87               |
| <b>Plaines Wilhems</b>       | 321,713                   | 160,252        | 161,461        | 358,182                   | 175,852        | 182,330        | 36,469               | 1.08               |
| <b>Moka</b>                  | 65,176                    | 32,378         | 32,798         | 75,479                    | 37,275         | 38,204         | 10,303               | 1.48               |
| <b>Black River</b>           | 43,768                    | 21,972         | 21,796         | 60,587                    | 30,475         | 30,112         | 16,819               | 3.31               |
| <b>Island of Mauritius</b>   | <b>1,022,456</b>          | <b>510,676</b> | <b>511,780</b> | <b>1,143,069</b>          | <b>566,056</b> | <b>577,013</b> | <b>120,613</b>       | <b>1.12</b>        |
| <b>Island of Rodrigues</b>   | <b>34,204</b>             | <b>17,084</b>  | <b>17,120</b>  | <b>35,779</b>             | <b>17,700</b>  | <b>18,079</b>  | <b>1,575</b>         | <b>0.45</b>        |
| <b>Republic of Mauritius</b> | <b>1,056,660</b>          | <b>527,760</b> | <b>528,900</b> | <b>1,178,848</b>          | <b>583,756</b> | <b>595,092</b> | <b>122,188</b>       | <b>1.10</b>        |

1/ excluding Agalega and St. Brandon

2/ "de jure" population; not adjusted for underenumeration of young children

**Figure 1 - Resident population by district - Republic of Mauritius, 1990 and 2000 Censuses**



**Table 1.7 - Estimated resident population <sup>1/</sup> by geographical district and sex - Republic of Mauritius <sup>2/</sup>, 2007 & 2008  
(Mid - year estimates)**

| Geographical district        | Area<br>(km <sup>2</sup> ) | 1st July 2007    |                |                |                              | 1st July 2008    |                |                |                              |
|------------------------------|----------------------------|------------------|----------------|----------------|------------------------------|------------------|----------------|----------------|------------------------------|
|                              |                            | Both sexes       | Male           | Female         | Density<br>p/km <sup>2</sup> | Both sexes       | Male           | Female         | Density<br>p/km <sup>2</sup> |
| <b>Port Louis</b>            | 42.7                       | <b>130,050</b>   | 64,394         | 65,656         | 3,046                        | <b>129,874</b>   | 64,280         | 65,594         | 3,042                        |
| <b>Pamplemousses</b>         | 178.7                      | <b>134,037</b>   | 66,275         | 67,762         | 750                          | <b>135,394</b>   | 66,903         | 68,491         | 758                          |
| <b>Riviere du Rempart</b>    | 147.6                      | <b>106,782</b>   | 52,907         | 53,875         | 723                          | <b>107,683</b>   | 53,316         | 54,367         | 730                          |
| <b>Flacq</b>                 | 297.9                      | <b>137,173</b>   | 68,543         | 68,630         | 460                          | <b>138,194</b>   | 69,011         | 69,183         | 464                          |
| <b>Grand Port</b>            | 260.3                      | <b>113,756</b>   | 56,423         | 57,333         | 437                          | <b>114,436</b>   | 56,748         | 57,688         | 440                          |
| <b>Savanne</b>               | 244.8                      | <b>69,870</b>    | 34,662         | 35,208         | 285                          | <b>70,147</b>    | 34,781         | 35,366         | 287                          |
| <b>Plaines Wilhems</b>       | 203.3                      | <b>379,446</b>   | 185,640        | 193,806        | 1,866                        | <b>381,394</b>   | 186,453        | 194,941        | 1,876                        |
| <b>Moka</b>                  | 230.5                      | <b>80,171</b>    | 39,634         | 40,537         | 348                          | <b>80,596</b>    | 39,823         | 40,773         | 350                          |
| <b>Black River</b>           | 259.0                      | <b>71,804</b>    | 36,003         | 35,801         | 277                          | <b>73,277</b>    | 36,677         | 36,600         | 283                          |
| <b>Island of Mauritius</b>   | <b>1864.8</b>              | <b>1,223,089</b> | <b>604,481</b> | <b>618,608</b> | <b>656</b>                   | <b>1,230,995</b> | <b>607,992</b> | <b>623,003</b> | <b>660</b>                   |
| <b>Island of Rodrigues</b>   | <b>104.0</b>               | <b>37,314</b>    | 18,445         | 18,869         | <b>359</b>                   | <b>37,570</b>    | 18,564         | 19,006         | 361                          |
| <b>Republic of Mauritius</b> | <b>1968.8</b>              | <b>1,260,403</b> | <b>622,926</b> | <b>637,477</b> | <b>640</b>                   | <b>1,268,565</b> | <b>626,556</b> | <b>642,009</b> | <b>644</b>                   |

1/ based on the 2000 population census data adjusted for underenumeration of young children. Internal migration within districts is assumed to be the same as the net annual internal migration during 1995 - 2000 (obtained from the 2000 census)

2/ excluding Agalega and St Brandon

**Table 1.8 - Estimated resident population <sup>1/</sup> by geographical district and sex - Republic of Mauritius <sup>2/</sup>, 2007 & 2008**  
(End of year estimates)

| Geographical district        | Area<br>(km <sup>2</sup> ) | 31st December 2007 |                |                |                              | 31st December 2008 |                |                |                              |
|------------------------------|----------------------------|--------------------|----------------|----------------|------------------------------|--------------------|----------------|----------------|------------------------------|
|                              |                            | Both sexes         | Male           | Female         | Density<br>p/km <sup>2</sup> | Both sexes         | Male           | Female         | Density<br>p/km <sup>2</sup> |
| <b>Port Louis</b>            | 42.7                       | <b>129,945</b>     | 64,323         | 65,622         | <b>3,043</b>                 | <b>129,624</b>     | 64,080         | 65,544         | <b>3,036</b>                 |
| <b>Pamplemousses</b>         | 178.7                      | <b>134,726</b>     | 66,601         | 68,125         | <b>754</b>                   | <b>136,024</b>     | 67,192         | 68,832         | <b>761</b>                   |
| <b>Riviere du Rempart</b>    | 147.6                      | <b>107,243</b>     | 53,118         | 54,125         | <b>727</b>                   | <b>108,037</b>     | 53,476         | 54,561         | <b>732</b>                   |
| <b>Flacq</b>                 | 297.9                      | <b>137,692</b>     | 68,799         | 68,893         | <b>462</b>                   | <b>138,585</b>     | 69,195         | 69,390         | <b>465</b>                   |
| <b>Grand Port</b>            | 260.3                      | <b>114,106</b>     | 56,594         | 57,512         | <b>438</b>                   | <b>114,620</b>     | 56,809         | 57,811         | <b>440</b>                   |
| <b>Savanne</b>               | 244.8                      | <b>70,020</b>      | 34,749         | 35,271         | <b>286</b>                   | <b>70,216</b>      | 34,815         | 35,401         | <b>287</b>                   |
| <b>Plaines Wilhems</b>       | 203.3                      | <b>380,463</b>     | 186,087        | 194,376        | <b>1,871</b>                 | <b>382,236</b>     | 186,776        | 195,460        | <b>1,880</b>                 |
| <b>Moka</b>                  | 230.5                      | <b>80,398</b>      | 39,716         | 40,682         | <b>349</b>                   | <b>80,789</b>      | 39,926         | 40,863         | <b>350</b>                   |
| <b>Black River</b>           | 259.0                      | <b>72,482</b>      | 36,320         | 36,162         | <b>280</b>                   | <b>73,911</b>      | 36,992         | 36,919         | <b>285</b>                   |
| <b>Island of Mauritius</b>   | <b>1864.8</b>              | <b>1,227,075</b>   | <b>606,307</b> | <b>620,768</b> | <b>658</b>                   | <b>1,234,042</b>   | <b>609,261</b> | <b>624,781</b> | <b>662</b>                   |
| <b>Island of Rodrigues</b>   | <b>104.0</b>               | <b>37,499</b>      | 18,530         | 18,969         | <b>361</b>                   | <b>37,700</b>      | 18,630         | 19,070         | <b>363</b>                   |
| <b>Republic of Mauritius</b> | <b>1968.8</b>              | <b>1,264,574</b>   | <b>624,837</b> | <b>639,737</b> | <b>642</b>                   | <b>1,271,742</b>   | <b>627,891</b> | <b>643,851</b> | <b>646</b>                   |

1/ based on the 2000 population census data adjusted for underenumeration of young children. Internal migration within districts is assumed to be the same as the net annual internal migration during 1995 - 2000 (obtained from the 2000 census).

2/ excluding Agalega and St Brandon

**Table 1.9 - Evolution of the population by urban <sup>1/</sup>/rural residence and sex between the 1990 and 2000 censuses - Republic of Mauritius <sup>2/</sup>**

| Urban\Rural<br>Residence                | 1990 census <sup>3/</sup> |                |                | 2000 census <sup>3/</sup> |                |                | Intercensal increase |                   |
|---|---------------------------|----------------|----------------|---------------------------|----------------|----------------|----------------------|-------------------|
|   | Both sexes                | Male           | Female         | Both sexes                | Male           | Female         | Number               | Annual average(%) |
| <b>Island of Mauritius</b>              | <b>1,022,456</b>          | <b>510,676</b> | <b>511,780</b> | <b>1,143,069</b>          | <b>566,056</b> | <b>577,013</b> | <b>120,613</b>       | <b>1.12</b>       |
| Urban population                        | 414,242                   | 206,104        | 208,138        | 503,045                   | 247,844        | 255,201        | 88,803               | 1.96              |
| - Port Louis                            | 132,460                   | 65,873         | 66,587         | 144,303                   | 71,720         | 72,583         | 11,843               | 0.86              |
| - Beau Bassin/Rose Hill                 | 91,518                    | 45,497         | 46,021         | 103,872                   | 50,730         | 53,142         | 12,354               | 1.27              |
| - Quatre Bornes                         | 68,398                    | 33,875         | 34,523         | 75,884                    | 37,306         | 38,578         | 7,486                | 1.04              |
| - Vacoas/Phoenix                        | 56,452                    | 28,235         | 28,217         | 100,066                   | 49,452         | 50,614         | 43,614               | 5.89              |
| - Curepipe                              | 65,414                    | 32,624         | 32,790         | 78,920                    | 38,636         | 40,284         | 13,506               | 1.89              |
| Rural population                        | 608,214                   | 304,572        | 303,642        | 640,024                   | 318,212        | 321,812        | 31,810               | 0.51              |
| <b>Island of Rodrigues<sup>4/</sup></b> | <b>34,204</b>             | <b>17,084</b>  | <b>17,120</b>  | <b>35,779</b>             | <b>17,700</b>  | <b>18,079</b>  | <b>1,575</b>         | <b>0.45</b>       |
| <b>Republic of Mauritius</b>            | <b>1,056,660</b>          | <b>527,760</b> | <b>528,900</b> | <b>1,178,848</b>          | <b>583,756</b> | <b>595,092</b> | <b>122,188</b>       | <b>1.10</b>       |
| Urban population                        | 414,242                   | 206,104        | 208,138        | 503,045                   | 247,844        | 255,201        | 88,803               | 1.96              |
| Rural population                        | 642,418                   | 321,656        | 320,762        | 675,803                   | 335,912        | 339,891        | 33,385               | 0.51              |
| Percentage Urban                        | 39.2                      |                |                | 42.7                      |                |                |                      |                   |

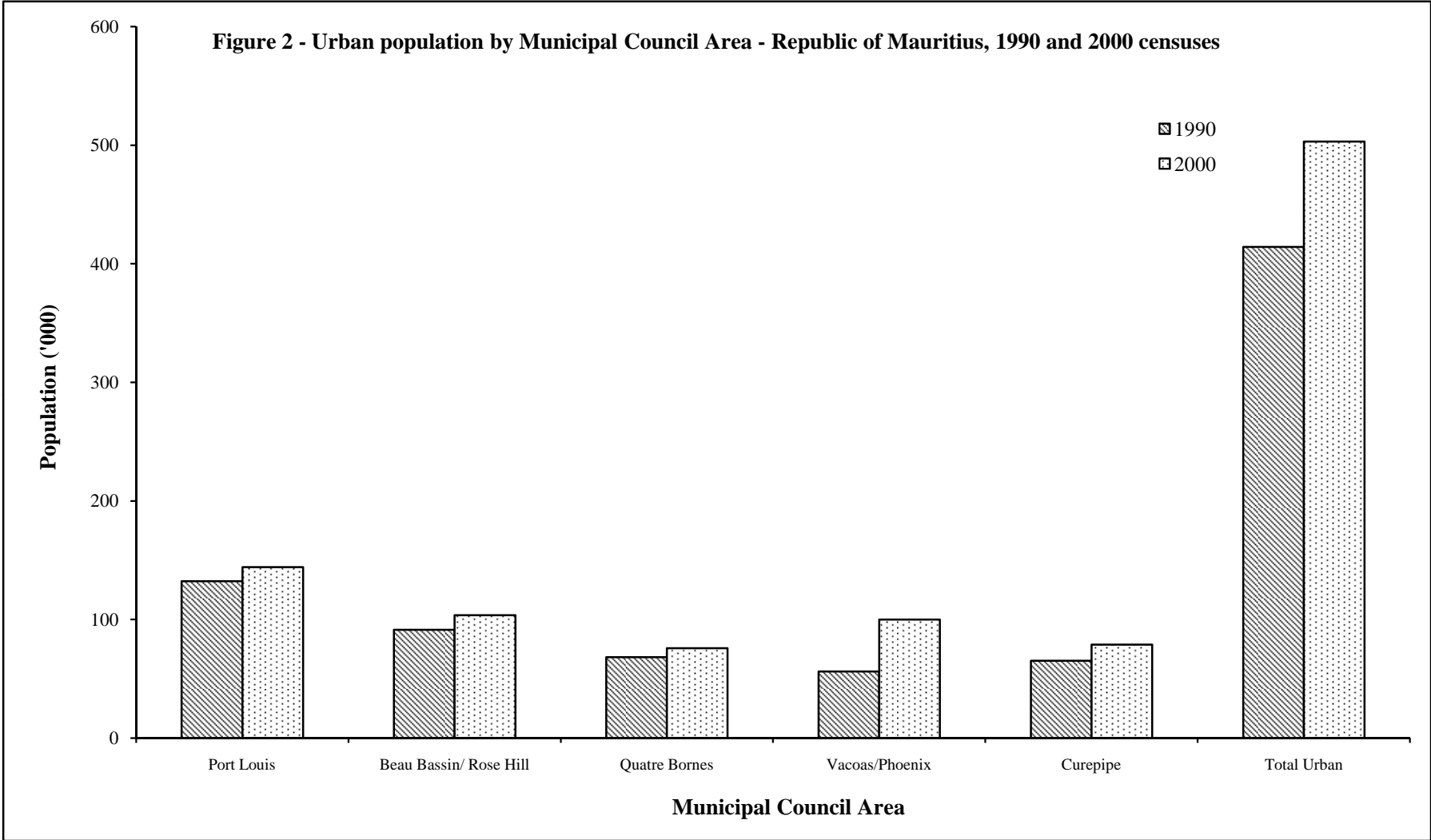
1/ Urban population refers to the population in the five Municipal Council Areas defined according to proclaimed boundaries, altered in 1963 (Proclamation No. 12 and 13) and subsequently enlarged in 1965 - (Proclamation No. 23) and in 1967 (Proclamation No. 2).

2/ excluding Agalega and St. Brandon

3/ unadjusted "de jure" population

4/ Island of Rodrigues is completely rural





**Table 1.10 - Estimated resident population <sup>1/</sup> by urban <sup>2/</sup>/rural residence and sex - Republic of Mauritius <sup>3/</sup>, 2007 & 2008**  
(Mid year estimates)

| Urban\Rural<br>Residence                | 1st July 2007    |                |                | 1st July 2008    |                |                |
|---|------------------|----------------|----------------|------------------|----------------|----------------|
|   | Both sexes       | Male           | Female         | Both sexes       | Male           | Female         |
| <b>Island of Mauritius</b>              | <b>1,223,089</b> | <b>604,481</b> | <b>618,608</b> | <b>1,230,995</b> | <b>607,992</b> | <b>623,003</b> |
| Urban population                        | 528,961          | 259,800        | 269,161        | 531,097          | 260,675        | 270,422        |
| - Port Louis                            | 148,877          | 73,822         | 75,055         | 149,054          | 73,876         | 75,178         |
| - Beau Bassin/Rose Hill                 | 109,411          | 53,276         | 56,135         | 109,949          | 53,535         | 56,414         |
| - Quatre Bornes                         | 80,542           | 39,531         | 41,011         | 81,002           | 39,722         | 41,280         |
| - Vacoas/Phoenix                        | 106,574          | 52,437         | 54,137         | 107,175          | 52,694         | 54,481         |
| - Curepipe                              | 83,557           | 40,734         | 42,823         | 83,917           | 40,848         | 43,069         |
| Rural population                        | 694,128          | 344,681        | 349,447        | 699,898          | 347,317        | 352,581        |
| <b>Island of Rodrigues<sup>4/</sup></b> | <b>37,314</b>    | <b>18,445</b>  | <b>18,869</b>  | <b>37,570</b>    | <b>18,564</b>  | <b>19,006</b>  |
| <b>Republic of Mauritius</b>            | <b>1,260,403</b> | <b>622,926</b> | <b>637,477</b> | <b>1,268,565</b> | <b>626,556</b> | <b>642,009</b> |
| Urban population                        | 528,961          | 259,800        | 269,161        | 531,097          | 260,675        | 270,422        |
| Rural population                        | 731,442          | 363,126        | 368,316        | 737,468          | 365,881        | 371,587        |
| Percentage Urban                        | 42.0             |                |                | 41.9             |                |                |

1/ based on the 2000 population census data adjusted for underenumeration of young children. Internal migration within towns is assumed to be the same as the net annual internal migration during 1995-2000, obtained from the 2000 census

2/ Urban population refers to the population in the five Municipal Council Areas defined according to proclaimed boundaries altered in 1963 (Procl. No. 12,13), 1965 (Procl. No. 23), 1967 (Procl. No. 2), 1990 (Procl. No. 8)

3/ excluding Agalega & St. Brandon

4/ Island of Rodrigues is completely rural

**Table 1.11 - Estimated resident population <sup>1/</sup> by urban <sup>2/</sup>/rural residence and sex - Republic of Mauritius <sup>3/</sup>, 2007 & 2008**  
(End of year estimates)

| Urban\Rural<br>Residence                | 31st December 2007 |                |                | 31st December 2008 |                |                |
|---|--------------------|----------------|----------------|--------------------|----------------|----------------|
|   | Both sexes         | Male           | Female         | Both sexes         | Male           | Female         |
| <b>Island of Mauritius</b>              | <b>1,227,075</b>   | <b>606,307</b> | <b>620,768</b> | <b>1,234,042</b>   | <b>609,261</b> | <b>624,781</b> |
| Urban population                        | 530,039            | 260,255        | 269,784        | 531,834            | 260,863        | 270,971        |
| - Port Louis                            | 148,939            | 73,830         | 75,109         | 148,941            | 73,740         | 75,201         |
| - Beau Bassin/Rose Hill                 | 109,701            | 53,420         | 56,281         | 110,135            | 53,605         | 56,530         |
| - Quatre Bornes                         | 80,780             | 39,645         | 41,135         | 81,191             | 39,785         | 41,406         |
| - Vacoas/Phoenix                        | 106,865            | 52,561         | 54,304         | 107,478            | 52,828         | 54,650         |
| - Curepipe                              | 83,754             | 40,799         | 42,955         | 84,089             | 40,905         | 43,184         |
| Rural population                        | 697,036            | 346,052        | 350,984        | 702,208            | 348,398        | 353,810        |
| <b>Island of Rodrigues<sup>4/</sup></b> | <b>37,499</b>      | <b>18,530</b>  | <b>18,969</b>  | <b>37,700</b>      | <b>18,630</b>  | <b>19,070</b>  |
| <b>Republic of Mauritius</b>            | <b>1,264,574</b>   | <b>624,837</b> | <b>639,737</b> | <b>1,271,742</b>   | <b>627,891</b> | <b>643,851</b> |
| Urban population                        | 530,039            | 260,255        | 269,784        | 531,834            | 260,863        | 270,971        |
| Rural population                        | 734,535            | 364,582        | 369,953        | 739,908            | 367,028        | 372,880        |
| Percentage Urban                        | 41.9               |                |                | 41.8               |                |                |

1/ based on the 2000 population census data adjusted for underenumeration of young children. Internal migration within towns is assumed to be the same as the net annual internal migration during 1995-2000, obtained from the 2000 census

2/ Urban population refers to the population in the five Municipal Council Areas defined according to proclaimed boundaries altered in 1963 (Procl. No. 12,13), 1965 (Procl. No. 23), 1967 (Procl. No. 2), 1990 (Procl. No. 8)

3/ excluding Agalega & St. Brandon

4/ Island of Rodrigues is completely rural

**Table 1.12 - Estimated resident population <sup>1/</sup> by district, Municipal Council Area (MCA)  
and Village Council Area (VCA) - Republic of Mauritius, 2007 & 2008**

| District/MCA/VCA   | 1st July 2007           | 1st July 2008           |
|--|-------------------------|-------------------------|
| <b><u>REPUBLIC OF MAURITIUS <sup>2/</sup> (1,968.8 Km<sup>2</sup>)</u></b> | <b><u>1,260,403</u></b> | <b><u>1,268,565</u></b> |
| <b><u>ISLAND OF MAURITIUS ( 1864.8 Km<sup>2</sup>)</u></b>                 | <b><u>1,223,089</u></b> | <b><u>1,230,995</u></b> |
| <b><u>DISTRICT OF PORT LOUIS (42.7 Km<sup>2</sup>)</u></b>                 | <b><u>130,050</u></b>   | <b><u>129,874</u></b>   |
| Municipality of Port Louis (part in Black River district)                  | 130,050                 | 129,874                 |
| <b><u>DISTRICT OF PAMPLEMOUSSES (178.7 Km<sup>2</sup>)</u></b>             | <b><u>134,037</u></b>   | <b><u>135,394</u></b>   |
| Arsenal  | 2,601                   | 2,627                   |
| Baie du Tombeau  | 13,170                  | 13,303                  |
| Calebasses   | 4,654                   | 4,701                   |
| Congomah   | 1,957                   | 1,977                   |
| Creve Coeur  | 3,102                   | 3,133                   |
| D'Epinay   | 5,234                   | 5,287                   |
| Fond du Sac  | 5,804                   | 5,863                   |
| Grand Baie (part in Riviere du Rempart district)                           | 2,878                   | 2,907                   |
| Le Hochet  | 15,217                  | 15,371                  |
| Long Mountain  | 7,784                   | 7,863                   |
| Mapou (part in Riviere du Rempart district)                                | 112                     | 113                     |
| Morcellement St Andre  | 6,157                   | 6,219                   |
| Notre Dame   | 3,963                   | 4,003                   |
| Pamplemousses  | 8,847                   | 8,937                   |
| Piton (part in Riviere du Rempart district)                                | 1,968                   | 1,988                   |
| Plaines des Papayes  | 7,626                   | 7,703                   |
| Pointe aux Piments   | 7,565                   | 7,642                   |
| Terre Rouge  | 9,578                   | 9,675                   |
| Triolet  | 23,301                  | 23,537                  |
| Villebague (part in Riviere du Rempart district)                           | 2,519                   | 2,545                   |

1/ according to proclaimed boundaries altered in 1963 (Procl.No 12,13), in 1965 (Procl. No 23),  
in 1967 (Procl. No 2), in 1990 (Procl. No 8) and in 1991(Procl. No 15)

2/ excluding Agalega and St Brandon

**Table 1.12 - Estimated resident population <sup>1/</sup> by district, Municipal Council Area (MCA) and Village Council Area (VCA) - Republic of Mauritius, 2007 & 2008(cont'd)**

| <b>District/MCA/VCA</b>  | <b>1st July 2007</b>  | <b>1st July 2008</b>  |
|--|-----------------------|-----------------------|
| <b><u>DISTRICT OF RIV. DU REMPART (147.6 Km<sup>2</sup>)</u></b> | <b><u>106,782</u></b> | <b><u>107,683</u></b> |
| Amaury North (South in Flacq district)                           | 2,816                 | 2,840                 |
| Amitie East (West in Pamplemousses district)                     | 2,103                 | 2,121                 |
| Belle Vue Maurel South (North in Pamplemousses district)         | 5,067                 | 5,110                 |
| Cap Malheureux   | 4,782                 | 4,822                 |
| Cottage  | 3,629                 | 3,660                 |
| Esperance Trebuchet  | 2,312                 | 2,331                 |
| Goodlands  | 20,815                | 20,991                |
| Grand Baie East(West in Pamplemousses district)                  | 8,627                 | 8,700                 |
| Grand Gaube  | 7,126                 | 7,186                 |
| Mapou North (South in Pamplemousses district)                    | 1,172                 | 1,182                 |
| Petit Raffray  | 9,076                 | 9,152                 |
| Piton East (West in Pamplemousses district)                      | 3,943                 | 3,976                 |
| Plaine des Roches North (South in Flacq district)                | 3,861                 | 3,894                 |
| Poudre d'Or Hamlet   | 2,271                 | 2,290                 |
| Poudre d'Or  | 4,912                 | 4,953                 |
| Riviere du Rempart   | 11,625                | 11,723                |
| Roche Terre  | 3,186                 | 3,213                 |
| Roches Noires  | 5,707                 | 5,755                 |
| The Vale   | 3,692                 | 3,723                 |
| Villebague East (West in Pamplemousses district)                 | 60                    | 61                    |
| <b><u>DISTRICT OF FLACQ (297.9 Km<sup>2</sup>)</u></b>           | <b><u>137,173</u></b> | <b><u>138,194</u></b> |
| Amaury South (North in Riviere du Rempart district)              | 85                    | 86                    |
| Bel Air Riviere Seche  | 17,507                | 17,637                |
| Bon Accueil  | 6,494                 | 6,542                 |
| Brisee Verdiere South (North in Riviere du Rempart district)     | 7,306                 | 7,360                 |
| Camp de Masque Pave  | 4,479                 | 4,512                 |
| Camp de Masque   | 2,695                 | 2,715                 |
| Camp Ithier  | 4,361                 | 4,393                 |
| Centre de Flacq  | 17,548                | 17,680                |
| Clemencia  | 1,818                 | 1,832                 |
| Dubreuil East (West in Moka district)                            | 22                    | 22                    |
| Ecroignard   | 5,897                 | 5,941                 |
| Grand River South East   | 2,448                 | 2,466                 |
| Lalmatie East (West in Moka district)                            | 10,310                | 10,387                |
| Laventure South (North in Riv. Du Rempart district)              | 6,115                 | 6,161                 |
| Mare La Chaux  | 2,038                 | 2,053                 |

1/ according to proclaimed boundaries altered in 1963 (Procl.No 12,13), in 1965 (Procl. No 23), in 1967 (Procl. No 2), in 1990 (Procl. No 8) and in 1991(Procl. No 15).

**Table 1.12 - Estimated resident population<sup>1/</sup> by district, Municipal Council Area (MCA) and Village Council Area (VCA) - Republic of Mauritius, 2007 & 2008(cont'd)**

| District/MCA/VCA  | 1st July 2007         | 1st July 2008         |
|---|-----------------------|-----------------------|
| <b><u>DISTRICT OF FLACQ (CONTD )</u></b>                    |                       |                       |
| Medine Camp de Masque East (West in Moka district)          | 5,817                 | 5,860                 |
| Montagne Blanche East (West in Moka district)               | 1,128                 | 1,136                 |
| Olivia  | 3,944                 | 3,973                 |
| Plaine des Roches South (North in R.du Remp district)       | 339                   | 342                   |
| Poste de Flacq  | 7,068                 | 7,121                 |
| Quatre Cocos  | 5,670                 | 5,712                 |
| Quatre Soeurs   | 3,481                 | 3,507                 |
| Queen Victoria  | 2,997                 | 3,019                 |
| Sebastopol  | 5,693                 | 5,735                 |
| St. Julien (Haut de Flacq) East (West in Moka district)     | 3,159                 | 3,183                 |
| St. Julien D'Hotman East(West in Moka district)             | 3,141                 | 3,164                 |
| Trou d'Eau Douce  | 5,613                 | 5,655                 |
| <b><u>DISTRICT OF GRAND PORT (260.3 Km<sup>2</sup>)</u></b> | <b><u>113,756</u></b> | <b><u>114,436</u></b> |
| Bambous Virieux   | 1,519                 | 1,528                 |
| Bananes   | 643                   | 647                   |
| Beau Vallon   | 6,916                 | 6,957                 |
| Bois des Amourettes   | 1,960                 | 1,972                 |
| Cluny   | 1,605                 | 1,615                 |
| Grand Bel Air   | 1,432                 | 1,441                 |
| Grand Sables  | 2,176                 | 2,189                 |
| L'Escalier East(West in Savanne district)                   | 8,233                 | 8,282                 |
| Mahebourg   | 16,798                | 16,898                |
| Mare Chicose  | 435                   | 438                   |
| Mare d'Albert   | 4,717                 | 4,745                 |
| Mare Tabac  | 2,680                 | 2,696                 |
| New Grove   | 9,793                 | 9,851                 |
| Nouvelle France   | 7,136                 | 7,179                 |
| Old Grand Port  | 2,964                 | 2,982                 |
| Petit Bel Air   | 1,214                 | 1,221                 |
| Plaine Magnien  | 10,625                | 10,688                |
| Riviere des Creoles   | 3,164                 | 3,183                 |
| Riviere du Poste (part in Savanne district)                 | 1,301                 | 1,309                 |
| Rose Belle  | 12,440                | 12,514                |
| St. Hubert  | 4,113                 | 4,138                 |
| Trois Boutiques   | 7,852                 | 7,899                 |
| Union Park  | 4,040                 | 4,064                 |

1/ according to proclaimed boundaries altered in 1963 (Procl.No 12,13), in 1965 (Procl. No 23), in 1967 (Procl. No 2), in 1990 (Procl. No 8) and in 1991(Procl. No 15).

**Table 1.12 - Estimated resident population <sup>1/</sup> by district, Municipal Council Area (MCA) and Village Council Area (VCA) - Republic of Mauritius, 2007 & 2008(cont'd)**

| District/MCA/VCA   | 1st July 2007         | 1st July 2008         |
|--|-----------------------|-----------------------|
| <b><u>DISTRICT OF SAVANNE (244.8Km<sup>2</sup>)</u></b>          | <b><u>69,870</u></b>  | <b><u>70,147</u></b>  |
| Baie du Cap  | 2,321                 | 2,330                 |
| Bel Ombre  | 2,535                 | 2,545                 |
| Benares  | 2,147                 | 2,156                 |
| Bois Cheri   | 3,694                 | 3,709                 |
| Britannia  | 1,554                 | 1,560                 |
| Camp Diable  | 5,061                 | 5,081                 |
| Chamarel East (West in Black River)                              | 3                     | 3                     |
| Chamouny   | 4,892                 | 4,911                 |
| Chemin Grenier   | 12,410                | 12,459                |
| Grand Bois   | 7,771                 | 7,802                 |
| L'Escalier West (East in Grand Port district)                    | 53                    | 53                    |
| Riviere des Anguilles  | 9,886                 | 9,925                 |
| Riviere du Poste West (East in Grand Port district)              | 937                   | 941                   |
| Souillac   | 4,374                 | 4,391                 |
| St. Aubin  | 1,652                 | 1,659                 |
| Surinam  | 10,580                | 10,622                |
| <b><u>DISTRICT OF PLAINES WILHEMS (203.3 Km<sup>2</sup>)</u></b> | <b><u>379,446</u></b> | <b><u>381,394</u></b> |
| Cascavelle East (West in B. River district)                      | 8                     | 8                     |
| Midlands   | 4,956                 | 5,074                 |
| Town of Beau Bassin/R.Hill                                       | 109,411               | 109,949               |
| Town of Quatre Bornes (part in Black River district)             | 76,489                | 76,882                |
| Town of Vacoas/Phoenix (part in Moka district)                   | 105,025               | 105,564               |
| Town of Curepipe ( part in Moka district)                        | 83,557                | 83,917                |
| <b><u>DISTRICT OF MOKA (230.5 Km<sup>2</sup>)</u></b>            | <b><u>80,171</u></b>  | <b><u>80,596</u></b>  |
| Camp Thorel  | 2,276                 | 2,286                 |
| Dagotiere  | 6,850                 | 6,881                 |
| Dubreuil West (East in Flacq district)                           | 2,679                 | 2,691                 |
| Esperance  | 1,861                 | 1,870                 |
| La Laura Malenga   | 1,300                 | 1,306                 |
| L'Avenir   | 2,509                 | 2,520                 |
| Medine Camp de Masque West (East in Flacq district)              | 1,329                 | 1,335                 |
| Melrose  | 1,984                 | 1,994                 |
| Moka East(West in Plaines Wilhems district)                      | 8,759                 | 8,799                 |
| Montagne Blanche West (East in Flacq district)                   | 7,477                 | 7,512                 |
| Town of Vacoas/Phoenix Ward 4 East (West in P. Wilhems district) | 1,549                 | 1,611                 |
| Pailles  | 10,519                | 10,568                |

1/ according to proclaimed boundaries altered in 1963 (Procl.No 12,13), in 1965 (Procl. No 23), in 1967 (Procl. No 2), in 1990 (Procl. No 8) and in 1991(Procl. No 15).

**Table 1.12 - Estimated resident population<sup>1/</sup> by district, Municipal Council Area (MCA) and Village Council Area (VCA) - Republic of Mauritius, 2007 & 2008(cont'd)**

| <b>District/MCA/VCA</b>                                      | <b>1st July 2007</b> | <b>1st July 2008</b> |
|--|----------------------|----------------------|
| <b><u>DISTRICT OF MOKA (CONTD)</u></b>                       |                      |                      |
| Providence   | 3,097                | 3,111                |
| Quartier Militaire   | 6,361                | 6,391                |
| Ripailles  | 3,021                | 3,035                |
| St. Julien d'Hotman West (East in Flacq district)            | 159                  | 160                  |
| St. Pierre   | 16,254               | 16,329               |
| Verdun   | 2,187                | 2,197                |
| <b><u>DISTRICT OF BLACK RIVER (259.0 Km<sup>2</sup>)</u></b> | <b><u>71,804</u></b> | <b><u>73,277</u></b> |
| Albion   | 3,409                | 3,482                |
| Bambous  | 13,665               | 13,959               |
| Cascavelle West ( East in P. Wilhems district)               | 2,729                | 2,788                |
| Case Noyale  | 1,596                | 1,631                |
| Chamarel West (East in Savanne district)                     | 755                  | 771                  |
| Flic-en-Flac   | 2,105                | 2,150                |
| Grande Riviere Noire   | 2,472                | 2,525                |
| Gros Caillou   | 3,520                | 3,595                |
| La Gaulette  | 2,320                | 2,370                |
| Le Morne   | 1,382                | 1,411                |
| Town of Port Louis Ward 1 West (East in Port Louis district) | 18,827               | 19,180               |
| Town of Quatre Bornes Ward 3 West (East in P. Wilhems dist)  | 4,053                | 4,120                |
| Petite Riviere   | 5,584                | 5,705                |
| Richelieu  | 5,442                | 5,560                |
| Tamarin  | 3,945                | 4,030                |
| <b><u>ISLAND OF RODRIGUES (104 Km<sup>2</sup>)</u></b>       | <b><u>37,314</u></b> | <b><u>37,570</u></b> |

1/ according to proclaimed boundaries altered in 1963 (Procl.No 12,13), in 1965 (Procl. No 23), in 1967 (Procl. No 2), in 1990 (Procl. No 8) and in 1991(Procl. No 15).

Note:

- (i) Estimates are based on the 2000 Census population.
- (ii) Estimates of population at the district level and for Municipal Council Areas (MCA) have been updated by allowing for births, deaths and migration. However, in the case of Village Council Areas (VCA), the estimates have been obtained by assuming a rate of increase of population of the same order as for the geographical district of which they form part.
- (iii) The population estimates for Municipal Council Areas (MCA) and Village Council Areas (VCA) are given according to new boundaries which came into effect on 1st July 1991 for the MCAs and 16th June 1992 for the VCAs.



Table 1.13(a) - Age distribution of the population <sup>1/</sup> as enumerated at the 1990 and 2000 censuses, Republic of Mauritius <sup>2/</sup>

| Age group<br>(Years) | 1990           |                |                  |              | 2000           |                |                  |              |
|----------------------|----------------|----------------|------------------|--------------|----------------|----------------|------------------|--------------|
|                      | Male           | Female         | Both sexes       |              | Male           | Female         | Both sexes       |              |
|                      |                |                | Number           | %            |                |                | Number           | %            |
| 0                    | 10,490         | 10,262         | <b>20,752</b>    | 2.0          | 9,574          | 9,341          | <b>18,915</b>    | 1.6          |
| 1 - 4                | 38,330         | 37,637         | <b>75,967</b>    | 7.2          | 38,066         | 37,322         | <b>75,388</b>    | 6.4          |
| 5 - 9                | 52,501         | 50,981         | <b>103,482</b>   | 9.8          | 53,037         | 52,152         | <b>105,189</b>   | 8.9          |
| 10 - 14              | 57,171         | 56,102         | <b>113,273</b>   | 10.7         | 49,428         | 48,312         | <b>97,740</b>    | 8.3          |
| 15 - 19              | 49,238         | 47,964         | <b>97,202</b>    | 9.2          | 51,671         | 50,417         | <b>102,088</b>   | 8.7          |
| 20 - 24              | 52,426         | 50,238         | <b>102,664</b>   | 9.7          | 55,108         | 55,784         | <b>110,892</b>   | 9.4          |
| 25 - 29              | 53,689         | 51,893         | <b>105,582</b>   | 10.0         | 46,749         | 47,048         | <b>93,797</b>    | 8.0          |
| 30 - 34              | 47,714         | 45,875         | <b>93,589</b>    | 8.9          | 49,964         | 49,551         | <b>99,515</b>    | 8.4          |
| 35 - 39              | 41,284         | 39,925         | <b>81,209</b>    | 7.7          | 51,621         | 50,325         | <b>101,946</b>   | 8.6          |
| 40 - 44              | 30,126         | 30,309         | <b>60,435</b>    | 5.7          | 45,798         | 44,608         | <b>90,406</b>    | 7.7          |
| 45 - 49              | 21,908         | 22,802         | <b>44,710</b>    | 4.2          | 39,133         | 38,798         | <b>77,931</b>    | 6.6          |
| 50 - 54              | 18,462         | 19,576         | <b>38,038</b>    | 3.6          | 27,790         | 29,149         | <b>56,939</b>    | 4.8          |
| 55 - 59              | 15,688         | 16,475         | <b>32,163</b>    | 3.0          | 19,228         | 21,263         | <b>40,491</b>    | 3.4          |
| 60 - 64              | 14,758         | 16,088         | <b>30,846</b>    | 2.9          | 15,301         | 17,796         | <b>33,097</b>    | 2.8          |
| 65 - 69              | 11,301         | 12,952         | <b>24,253</b>    | 2.3          | 11,758         | 14,010         | <b>25,768</b>    | 2.2          |
| 70 - 74              | 6,480          | 8,269          | <b>14,749</b>    | 1.4          | 9,491          | 12,203         | <b>21,694</b>    | 1.9          |
| 75 - 79              | 3,904          | 6,071          | <b>9,975</b>     | 0.9          | 6,047          | 8,863          | <b>14,910</b>    | 1.3          |
| 80 - 84              | 1,566          | 3,210          | <b>4,776</b>     | 0.5          | 2,584          | 4,548          | <b>7,132</b>     | 0.6          |
| 85 +                 | 694            | 2,229          | <b>2,923</b>     | 0.3          | 1,363          | 3,528          | <b>4,891</b>     | 0.4          |
| Age unknown          | 30             | 42             | <b>72</b>        | 0.0          | 45             | 74             | <b>119</b>       | 0.0          |
| <b>All ages</b>      | <b>527,760</b> | <b>528,900</b> | <b>1,056,660</b> | <b>100.0</b> | <b>583,756</b> | <b>595,092</b> | <b>1,178,848</b> | <b>100.0</b> |

1/ 'de jure' population; not adjusted for underenumeration of young children

2/ excluding Agalega and St Brandon

**Figure 3 - Population pyramid, Republic of Mauritius, 1990 & 2000 censuses**

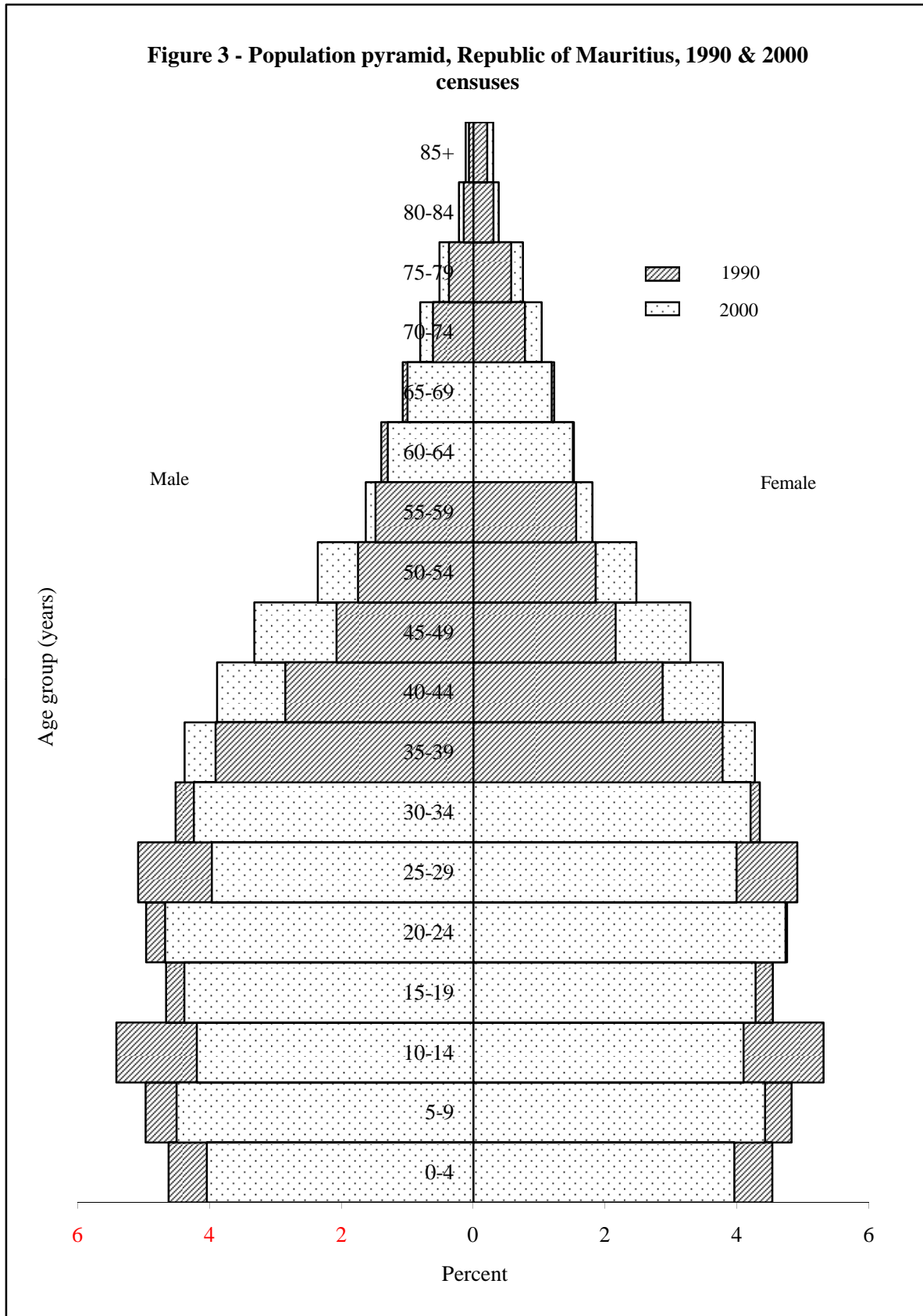


Table 1.13(b) - Age distribution of the population <sup>1/</sup> as enumerated at the 1990 and 2000 censuses, Island of Mauritius

| Age group (Years)  | 1990           |                |                  |              | 2000           |                |                  |              |
|--------------------|----------------|----------------|------------------|--------------|----------------|----------------|------------------|--------------|
|                    | Male           | Female         | Both sexes       |              | Male           | Female         | Both sexes       |              |
|                    |                |                | Number           | %            |                |                | Number           | %            |
| <b>0</b>           | 10,088         | 9,908          | <b>19,996</b>    | 2.0          | 9,163          | 8,965          | <b>18,128</b>    | 1.6          |
| <b>1 - 4</b>       | 36,743         | 36,039         | <b>72,782</b>    | 7.1          | 36,697         | 35,910         | <b>72,607</b>    | 6.3          |
| <b>5 - 9</b>       | 50,011         | 48,443         | <b>98,454</b>    | 9.6          | 51,229         | 50,271         | <b>101,500</b>   | 8.9          |
| <b>10 - 14</b>     | 54,708         | 53,684         | <b>108,392</b>   | 10.6         | 47,438         | 46,410         | <b>93,848</b>    | 8.2          |
| <b>15 - 19</b>     | 47,231         | 45,982         | <b>93,213</b>    | 9.1          | 49,447         | 48,126         | <b>97,573</b>    | 8.5          |
| <b>20 - 24</b>     | 50,784         | 48,694         | <b>99,478</b>    | 9.7          | 53,325         | 53,993         | <b>107,318</b>   | 9.4          |
| <b>25 - 29</b>     | 52,451         | 50,576         | <b>103,027</b>   | 10.1         | 45,390         | 45,656         | <b>91,046</b>    | 8.0          |
| <b>30 - 34</b>     | 46,603         | 44,800         | <b>91,403</b>    | 8.9          | 48,739         | 48,307         | <b>97,046</b>    | 8.5          |
| <b>35 - 39</b>     | 40,437         | 39,142         | <b>79,579</b>    | 7.8          | 50,503         | 49,151         | <b>99,654</b>    | 8.7          |
| <b>40 - 44</b>     | 29,457         | 29,689         | <b>59,146</b>    | 5.8          | 44,739         | 43,568         | <b>88,307</b>    | 7.7          |
| <b>45 - 49</b>     | 21,219         | 22,102         | <b>43,321</b>    | 4.2          | 38,340         | 38,069         | <b>76,409</b>    | 6.7          |
| <b>50 - 54</b>     | 17,892         | 18,974         | <b>36,866</b>    | 3.6          | 27,168         | 28,556         | <b>55,724</b>    | 4.9          |
| <b>55 - 59</b>     | 15,219         | 16,016         | <b>31,235</b>    | 3.1          | 18,623         | 20,647         | <b>39,270</b>    | 3.4          |
| <b>60 - 64</b>     | 14,426         | 15,747         | <b>30,173</b>    | 3.0          | 14,808         | 17,248         | <b>32,056</b>    | 2.8          |
| <b>65 - 69</b>     | 11,062         | 12,698         | <b>23,760</b>    | 2.3          | 11,404         | 13,602         | <b>25,006</b>    | 2.2          |
| <b>70 - 74</b>     | 6,307          | 8,040          | <b>14,347</b>    | 1.4          | 9,267          | 11,954         | <b>21,221</b>    | 1.9          |
| <b>75 - 79</b>     | 3,815          | 5,924          | <b>9,739</b>     | 1.0          | 5,905          | 8,681          | <b>14,586</b>    | 1.3          |
| <b>80 - 84</b>     | 1,514          | 3,110          | <b>4,624</b>     | 0.4          | 2,506          | 4,416          | <b>6,922</b>     | 0.6          |
| <b>85 +</b>        | 680            | 2,172          | <b>2,852</b>     | 0.3          | 1,324          | 3,410          | <b>4,734</b>     | 0.4          |
| <b>Age unknown</b> | 29             | 40             | <b>69</b>        | 0.0          | 41             | 73             | <b>114</b>       | 0.0          |
| <b>All ages</b>    | <b>510,676</b> | <b>511,780</b> | <b>1,022,456</b> | <b>100.0</b> | <b>566,056</b> | <b>577,013</b> | <b>1,143,069</b> | <b>100.0</b> |

1/ 'de jure' population; not adjusted for underenumeration of young children

Table 1.13(c) - Age distribution of the population <sup>1/</sup> as enumerated at the 1990 and 2000 censuses, Island of Rodrigues

| Age group(Years)   | 1990          |               |               |              | 2000          |               |               |              |
|--------------------|---------------|---------------|---------------|--------------|---------------|---------------|---------------|--------------|
|                    | Male          | Female        | Both sexes    |              | Male          | Female        | Both sexes    |              |
|                    |               |               | Number        | %            |               |               | Number        | %            |
| <b>0</b>           | 402           | 354           | <b>756</b>    | 2.2          | 411           | 376           | <b>787</b>    | 2.2          |
| <b>1 - 4</b>       | 1,587         | 1,598         | <b>3,185</b>  | 9.3          | 1,369         | 1,412         | <b>2,781</b>  | 7.8          |
| <b>5 - 9</b>       | 2,490         | 2,538         | <b>5,028</b>  | 14.7         | 1,808         | 1,881         | <b>3,689</b>  | 10.3         |
| <b>10 - 14</b>     | 2,463         | 2,418         | <b>4,881</b>  | 14.3         | 1,990         | 1,902         | <b>3,892</b>  | 10.9         |
| <b>15 - 19</b>     | 2,007         | 1,982         | <b>3,989</b>  | 11.7         | 2,224         | 2,291         | <b>4,515</b>  | 12.6         |
| <b>20 - 24</b>     | 1,642         | 1,544         | <b>3,186</b>  | 9.3          | 1,783         | 1,791         | <b>3,574</b>  | 10.0         |
| <b>25 - 29</b>     | 1,238         | 1,317         | <b>2,555</b>  | 7.5          | 1,359         | 1,392         | <b>2,751</b>  | 7.7          |
| <b>30 - 34</b>     | 1,111         | 1,075         | <b>2,186</b>  | 6.4          | 1,225         | 1,244         | <b>2,469</b>  | 6.9          |
| <b>35 - 39</b>     | 847           | 783           | <b>1,630</b>  | 4.8          | 1,118         | 1,174         | <b>2,292</b>  | 6.4          |
| <b>40 - 44</b>     | 669           | 620           | <b>1,289</b>  | 3.8          | 1,059         | 1,040         | <b>2,099</b>  | 5.9          |
| <b>45 - 49</b>     | 689           | 700           | <b>1,389</b>  | 4.1          | 793           | 729           | <b>1,522</b>  | 4.3          |
| <b>50 - 54</b>     | 570           | 602           | <b>1,172</b>  | 3.4          | 622           | 593           | <b>1,215</b>  | 3.4          |
| <b>55 - 59</b>     | 469           | 459           | <b>928</b>    | 2.7          | 605           | 616           | <b>1,221</b>  | 3.4          |
| <b>60 - 64</b>     | 332           | 341           | <b>673</b>    | 2.0          | 493           | 548           | <b>1,041</b>  | 2.9          |
| <b>65 - 69</b>     | 239           | 254           | <b>493</b>    | 1.4          | 354           | 408           | <b>762</b>    | 2.1          |
| <b>70 - 74</b>     | 173           | 229           | <b>402</b>    | 1.2          | 224           | 249           | <b>473</b>    | 1.3          |
| <b>75 - 79</b>     | 89            | 147           | <b>236</b>    | 0.7          | 142           | 182           | <b>324</b>    | 0.9          |
| <b>80 - 84</b>     | 52            | 100           | <b>152</b>    | 0.4          | 78            | 132           | <b>210</b>    | 0.6          |
| <b>85 +</b>        | 14            | 57            | <b>71</b>     | 0.2          | 39            | 118           | <b>157</b>    | 0.4          |
| <b>Age unknown</b> | 1             | 2             | <b>3</b>      | 0.0          | 4             | 1             | <b>5</b>      | 0.0          |
| <b>All ages</b>    | <b>17,084</b> | <b>17,120</b> | <b>34,204</b> | <b>100.0</b> | <b>17,700</b> | <b>18,079</b> | <b>35,779</b> | <b>100.0</b> |

1/ 'de jure' population

Table 1.14(a) - Estimated resident population <sup>1/</sup> by age-group and sex - Republic of Mauritius <sup>2/</sup>, 1st July 2007 & 1st July 2008

| Age group<br>(Years) | 1st July 2007  |                |                  |              | 1st July 2008  |                |                  |              |
|----------------------|----------------|----------------|------------------|--------------|----------------|----------------|------------------|--------------|
|                      | Male           | Female         | Both sexes       |              | Male           | Female         | Both sexes       |              |
|                      |                |                | Number           | %            |                |                | Number           | %            |
| <b>0</b>             | 8,727          | 8,255          | <b>16,982</b>    | 1.3          | 8,303          | 8,194          | <b>16,497</b>    | 1.3          |
| <b>1 - 4</b>         | 38,212         | 36,933         | <b>75,145</b>    | 6.0          | 37,040         | 35,426         | <b>72,466</b>    | 5.7          |
| <b>5 - 9</b>         | 49,883         | 47,912         | <b>97,795</b>    | 7.7          | 49,806         | 48,033         | <b>97,839</b>    | 7.7          |
| <b>10 - 14</b>       | 52,387         | 51,902         | <b>104,289</b>   | 8.3          | 51,210         | 50,411         | <b>101,621</b>   | 8.0          |
| <b>15 - 19</b>       | 53,496         | 51,658         | <b>105,154</b>   | 8.3          | 54,815         | 53,150         | <b>107,965</b>   | 8.5          |
| <b>20 - 24</b>       | 47,412         | 46,405         | <b>93,817</b>    | 7.4          | 47,158         | 46,177         | <b>93,335</b>    | 7.4          |
| <b>25 - 29</b>       | 56,477         | 56,741         | <b>113,218</b>   | 9.0          | 55,337         | 55,152         | <b>110,489</b>   | 8.7          |
| <b>30 - 34</b>       | 48,470         | 49,183         | <b>97,653</b>    | 7.7          | 50,776         | 51,967         | <b>102,743</b>   | 8.1          |
| <b>35 - 39</b>       | 46,420         | 47,054         | <b>93,474</b>    | 7.4          | 45,007         | 45,404         | <b>90,411</b>    | 7.1          |
| <b>40 - 44</b>       | 51,210         | 50,807         | <b>102,017</b>   | 8.1          | 50,706         | 50,966         | <b>101,672</b>   | 8.0          |
| <b>45 - 49</b>       | 45,673         | 45,877         | <b>91,550</b>    | 7.3          | 46,988         | 46,950         | <b>93,938</b>    | 7.4          |
| <b>50 - 54</b>       | 39,446         | 39,753         | <b>79,199</b>    | 6.3          | 40,023         | 40,567         | <b>80,590</b>    | 6.4          |
| <b>55 - 59</b>       | 31,005         | 33,025         | <b>64,030</b>    | 5.1          | 33,083         | 34,773         | <b>67,856</b>    | 5.4          |
| <b>60 - 64</b>       | 19,085         | 22,081         | <b>41,166</b>    | 3.3          | 20,743         | 24,018         | <b>44,761</b>    | 3.5          |
| <b>65 - 69</b>       | 13,118         | 16,084         | <b>29,202</b>    | 2.3          | 13,091         | 16,192         | <b>29,283</b>    | 2.3          |
| <b>70 - 74</b>       | 10,102         | 13,444         | <b>23,546</b>    | 1.9          | 10,339         | 13,794         | <b>24,133</b>    | 1.9          |
| <b>75 - 79</b>       | 6,048          | 9,220          | <b>15,268</b>    | 1.2          | 6,154          | 9,288          | <b>15,442</b>    | 1.2          |
| <b>80 - 84</b>       | 4,025          | 6,879          | <b>10,904</b>    | 0.9          | 4,147          | 7,166          | <b>11,313</b>    | 0.9          |
| <b>85 +</b>          | 1,730          | 4,264          | <b>5,994</b>     | 0.5          | 1,830          | 4,381          | <b>6,211</b>     | 0.5          |
| <b>All ages</b>      | <b>622,926</b> | <b>637,477</b> | <b>1,260,403</b> | <b>100.0</b> | <b>626,556</b> | <b>642,009</b> | <b>1,268,565</b> | <b>100.0</b> |

1/ based on the 2000 population census data adjusted for underenumeration of young children (4,456 males and 3,569 females at ages 0 - 9 years)

2/ excluding Agalega and St Brandon

**Table 1.14(b) - Estimated resident population <sup>1/</sup> by age group and sex - Island of Mauritius, 1st July 2007 & 1st July 2008**

| Age group<br>(Years) | 1st July 2007  |                |                  |              | 1st July 2008  |                |                  |              |
|----------------------|----------------|----------------|------------------|--------------|----------------|----------------|------------------|--------------|
|                      | Male           | Female         | Both sexes       |              | Male           | Female         | Both sexes       |              |
|                      |                |                | Number           | %            |                |                | Number           | %            |
| <b>0</b>             | 8,302          | 7,821          | <b>16,123</b>    | 1.3          | 7,903          | 7,799          | <b>15,702</b>    | 1.3          |
| <b>1 - 4</b>         | 36,472         | 35,261         | <b>71,733</b>    | 5.9          | 35,303         | 33,732         | <b>69,035</b>    | 5.6          |
| <b>5 - 9</b>         | 47,956         | 46,099         | <b>94,055</b>    | 7.7          | 47,784         | 46,145         | <b>93,929</b>    | 7.6          |
| <b>10 - 14</b>       | 50,646         | 50,090         | <b>100,736</b>   | 8.2          | 49,476         | 48,638         | <b>98,114</b>    | 8.0          |
| <b>15 - 19</b>       | 51,553         | 49,755         | <b>101,308</b>   | 8.3          | 52,919         | 51,249         | <b>104,168</b>   | 8.4          |
| <b>20 - 24</b>       | 45,495         | 44,470         | <b>89,965</b>    | 7.3          | 45,288         | 44,317         | <b>89,605</b>    | 7.3          |
| <b>25 - 29</b>       | 54,769         | 54,978         | <b>109,747</b>   | 9.0          | 53,548         | 53,279         | <b>106,827</b>   | 8.7          |
| <b>30 - 34</b>       | 47,433         | 48,026         | <b>95,459</b>    | 7.8          | 49,718         | 50,782         | <b>100,500</b>   | 8.2          |
| <b>35 - 39</b>       | 45,536         | 46,076         | <b>91,612</b>    | 7.5          | 44,174         | 44,480         | <b>88,654</b>    | 7.2          |
| <b>40 - 44</b>       | 50,248         | 49,785         | <b>100,033</b>   | 8.2          | 49,755         | 49,971         | <b>99,726</b>    | 8.1          |
| <b>45 - 49</b>       | 44,665         | 44,894         | <b>89,559</b>    | 7.3          | 45,988         | 45,948         | <b>91,936</b>    | 7.5          |
| <b>50 - 54</b>       | 38,548         | 38,971         | <b>77,519</b>    | 6.3          | 39,054         | 39,705         | <b>78,759</b>    | 6.4          |
| <b>55 - 59</b>       | 30,389         | 32,396         | <b>62,785</b>    | 5.1          | 32,462         | 34,152         | <b>66,614</b>    | 5.4          |
| <b>60 - 64</b>       | 18,552         | 21,505         | <b>40,057</b>    | 3.3          | 20,217         | 23,459         | <b>43,676</b>    | 3.5          |
| <b>65 - 69</b>       | 12,651         | 15,551         | <b>28,202</b>    | 2.3          | 12,613         | 15,659         | <b>28,272</b>    | 2.3          |
| <b>70 - 74</b>       | 9,780          | 13,082         | <b>22,862</b>    | 1.9          | 10,010         | 13,371         | <b>23,381</b>    | 1.9          |
| <b>75 - 79</b>       | 5,865          | 8,978          | <b>14,843</b>    | 1.2          | 5,948          | 9,047          | <b>14,995</b>    | 1.2          |
| <b>80 - 84</b>       | 3,954          | 6,746          | <b>10,700</b>    | 0.9          | 4,068          | 7,031          | <b>11,099</b>    | 0.9          |
| <b>85 +</b>          | 1,667          | 4,124          | <b>5,791</b>     | 0.5          | 1,764          | 4,239          | <b>6,003</b>     | 0.5          |
| <b>All ages</b>      | <b>604,481</b> | <b>618,608</b> | <b>1,223,089</b> | <b>100.0</b> | <b>607,992</b> | <b>623,003</b> | <b>1,230,995</b> | <b>100.0</b> |

1/ based on the 2000 population census data adjusted for underenumeration of young children (4,456 males and 3,569 females at ages 0 - 9 years)

**Table 1.15(a) - Distribution of the resident population <sup>1/</sup> by selected age group and sex - Republic of Mauritius <sup>2/</sup>, 1st July 2007 & 1st July 2008**

| Age group<br>(Years)    | 1st July 2007 |         |                  |              | 1st July 2008 |         |                  |              |
|-------------------------|---------------|---------|------------------|--------------|---------------|---------|------------------|--------------|
|                         | Male          | Female  | Both sexes       |              | Male          | Female  | Both sexes       |              |
|                         |               |         | Number           | %            |               |         | Number           | %            |
| <b>Under 5</b>          | 46,939        | 45,188  | <b>92,127</b>    | 7.3          | 45,343        | 43,620  | <b>88,963</b>    | 7.0          |
| <b>5 - 11</b>           | 69,885        | 67,696  | <b>137,581</b>   | 10.9         | 69,681        | 67,500  | <b>137,181</b>   | 10.8         |
| <b>12 - 19</b>          | 85,881        | 83,776  | <b>169,657</b>   | 13.5         | 86,150        | 84,094  | <b>170,244</b>   | 13.4         |
| <b>16 - 18</b>          | 32,250        | 31,173  | <b>63,423</b>    | 5.0          | 33,388        | 32,034  | <b>65,422</b>    | 5.2          |
| <b>Under 15</b>         | 149,209       | 145,002 | <b>294,211</b>   | 23.3         | 146,359       | 142,064 | <b>288,423</b>   | 22.7         |
| <b>Under 18</b>         | 182,614       | 177,042 | <b>359,656</b>   | 28.5         | 180,062       | 174,755 | <b>354,817</b>   | 28.0         |
| <b>Under 21</b>         | 211,955       | 205,848 | <b>417,803</b>   | 33.1         | 210,922       | 204,783 | <b>415,705</b>   | 32.8         |
| <b>15 - 49</b>          | 349,158       | 347,725 | <b>696,883</b>   | 55.3         | 350,787       | 349,766 | <b>700,553</b>   | 55.2         |
| <b>15 - 59</b>          | 419,609       | 420,503 | <b>840,112</b>   | 66.7         | 423,893       | 425,106 | <b>848,999</b>   | 66.9         |
| <b>15 - 64</b>          | 438,694       | 442,584 | <b>881,278</b>   | 69.9         | 444,636       | 449,124 | <b>893,760</b>   | 70.5         |
| <b>15 &amp; over</b>    | 473,717       | 492,475 | <b>966,192</b>   | 76.7         | 480,197       | 499,945 | <b>980,142</b>   | 77.3         |
| <b>18 &amp; over</b>    | 440,312       | 460,435 | <b>900,747</b>   | 71.5         | 446,494       | 467,254 | <b>913,748</b>   | 72.0         |
| <b>21 &amp; over</b>    | 410,971       | 431,629 | <b>842,600</b>   | 66.9         | 415,634       | 437,226 | <b>852,860</b>   | 67.2         |
| <b>60 &amp; over</b>    | 54,108        | 71,972  | <b>126,080</b>   | 10.0         | 56,304        | 74,839  | <b>131,143</b>   | 10.3         |
| <b>65 &amp; over</b>    | 35,023        | 49,891  | <b>84,914</b>    | 6.7          | 35,561        | 50,821  | <b>86,382</b>    | 6.8          |
| <b>All ages</b>         | 622,926       | 637,477 | <b>1,260,403</b> | <b>100.0</b> | 626,556       | 642,009 | <b>1,268,565</b> | <b>100.0</b> |
| <b>Mean age</b>         | 32.1          | 33.6    | <b>32.8</b>      |              | 32.4          | 33.9    | <b>33.2</b>      |              |
| <b>Median age</b>       | 30.5          | 31.9    | <b>31.2</b>      |              | 30.9          | 32.4    | <b>31.7</b>      |              |
| <b>Dependency ratio</b> | 420.0         | 440.4   | <b>430.2</b>     |              | 409.1         | 429.5   | <b>419.4</b>     |              |

1/ based on the 2000 population census data adjusted for underenumeration of young children (4,456 males and 3,569 females at ages 0 - 9 years)

2/ excluding Agalega and St Brandon

Table 1.15(b) - Distribution of the resident population <sup>1/</sup> by selected age group and sex - Island of Mauritius, 1st July 2007 & 1st July 2008

| Age group<br>(Years)    | 1st July 2007  |                |                  |              | 1st July 2008  |                |                  |              |
|-------------------------|----------------|----------------|------------------|--------------|----------------|----------------|------------------|--------------|
|                         | Male           | Female         | Both sexes       |              | Male           | Female         | Both sexes       |              |
|                         |                |                | Number           | %            |                |                | Number           | %            |
| <b>Under 5</b>          | 44,774         | 43,082         | <b>87,856</b>    | 7.2          | 43,206         | 41,531         | <b>84,737</b>    | 6.9          |
| <b>5 - 11</b>           | 67,283         | 65,178         | <b>132,461</b>   | 10.8         | 66,992         | 64,941         | <b>131,933</b>   | 10.7         |
| <b>12 - 19</b>          | 82,872         | 80,766         | <b>163,638</b>   | 13.4         | 83,187         | 81,091         | <b>164,278</b>   | 13.3         |
| <b>16 - 18</b>          | 31,040         | 30,024         | <b>61,064</b>    | 5.0          | 32,240         | 30,920         | <b>63,160</b>    | 5.1          |
| <b>Under 15</b>         | 143,376        | 139,271        | <b>282,647</b>   | 23.1         | 140,466        | 136,314        | <b>276,780</b>   | 22.5         |
| <b>Under 18</b>         | 175,632        | 170,200        | <b>345,832</b>   | 28.3         | 173,093        | 167,866        | <b>340,959</b>   | 27.7         |
| <b>Under 21</b>         | 203,795        | 197,844        | <b>401,639</b>   | 32.8         | 202,755        | 196,758        | <b>399,513</b>   | 32.5         |
| <b>15 - 49</b>          | 339,699        | 337,984        | <b>677,683</b>   | 55.4         | 341,390        | 340,026        | <b>681,416</b>   | 55.4         |
| <b>15 - 59</b>          | 408,636        | 409,351        | <b>817,987</b>   | 66.9         | 412,906        | 413,883        | <b>826,789</b>   | 67.2         |
| <b>15 - 64</b>          | 427,188        | 430,856        | <b>858,044</b>   | 70.2         | 433,123        | 437,342        | <b>870,465</b>   | 70.7         |
| <b>15 &amp; over</b>    | 461,105        | 479,337        | <b>940,442</b>   | 76.9         | 467,526        | 486,689        | <b>954,215</b>   | 77.5         |
| <b>18 &amp; over</b>    | 428,849        | 448,408        | <b>877,257</b>   | 71.7         | 434,899        | 455,137        | <b>890,036</b>   | 72.3         |
| <b>21 &amp; over</b>    | 400,686        | 420,764        | <b>821,450</b>   | 67.2         | 405,237        | 426,245        | <b>831,482</b>   | 67.5         |
| <b>60 &amp; over</b>    | 52,469         | 69,986         | <b>122,455</b>   | 10.0         | 54,620         | 72,806         | <b>127,426</b>   | 10.4         |
| <b>65 &amp; over</b>    | 33,917         | 48,481         | <b>82,398</b>    | 6.7          | 34,403         | 49,347         | <b>83,750</b>    | 6.8          |
| <b>All ages</b>         | <b>604,481</b> | <b>618,608</b> | <b>1,223,089</b> | <b>100.0</b> | <b>607,992</b> | <b>623,003</b> | <b>1,230,995</b> | <b>100.0</b> |
| <b>Mean age</b>         | 32.2           | 33.7           | <b>33.0</b>      |              | 32.5           | 34.1           | <b>33.3</b>      |              |
| <b>Median age</b>       | 30.7           | 32.2           | <b>31.5</b>      |              | 31.2           | 32.6           | <b>31.9</b>      |              |
| <b>Dependency ratio</b> | 415.0          | 435.8          | <b>425.4</b>     |              | 403.7          | 424.5          | <b>414.2</b>     |              |

1/ based on the 2000 population census data adjusted for underenumeration of young children (4,456 males and 3,569 females at ages 0 - 9 years)



**Table 1.16- Female population in the reproductive ages - Republic of Mauritius <sup>1/</sup> and Island of Mauritius, 1999 - 2008**

(Mid - year estimates)

| Age group                    | 1999           | 2000           | 2001           | 2002           | 2003           | 2004           | 2005           | 2006           | 2007           | 2008           |
|------------------------------|----------------|----------------|----------------|----------------|----------------|----------------|----------------|----------------|----------------|----------------|
| <b>Republic of Mauritius</b> |                |                |                |                |                |                |                |                |                |                |
| <b>15 - 19</b>               | 53,852         | 50,424         | 48,246         | 46,629         | 46,391         | 46,955         | 48,222         | 50,006         | 51,658         | 53,150         |
| <b>20 - 24</b>               | 53,747         | 55,790         | 56,930         | 56,989         | 55,496         | 53,308         | 50,284         | 48,142         | 46,405         | 46,177         |
| <b>25 - 29</b>               | 45,697         | 47,054         | 48,063         | 49,387         | 52,327         | 53,955         | 55,636         | 56,771         | 56,741         | 55,152         |
| <b>30 - 34</b>               | 49,115         | 49,557         | 47,927         | 47,346         | 45,784         | 46,591         | 46,907         | 47,869         | 49,183         | 51,967         |
| <b>35 - 39</b>               | 49,122         | 50,331         | 51,823         | 51,213         | 51,452         | 49,954         | 49,327         | 47,657         | 47,054         | 45,404         |
| <b>40 - 44</b>               | 42,743         | 44,613         | 45,266         | 46,484         | 47,563         | 49,072         | 49,957         | 51,420         | 50,807         | 50,966         |
| <b>45 - 49</b>               | 37,862         | 38,803         | 39,224         | 40,594         | 41,402         | 42,597         | 44,031         | 44,650         | 45,877         | 46,950         |
| <b>(15 - 49) No.</b>         | 332,138        | 336,572        | 337,479        | 338,642        | 340,415        | 342,432        | 344,364        | 346,515        | 347,725        | 349,766        |
| <b>(15 - 49) %</b>           | 56.5           | 56.2           | 55.7           | 55.4           | 55.1           | 54.9           | 54.8           | 54.7           | 55.3           | 54.5           |
| <b>All ages</b>              | <b>587,796</b> | <b>598,661</b> | <b>605,391</b> | <b>610,939</b> | <b>617,727</b> | <b>623,278</b> | <b>628,467</b> | <b>633,455</b> | <b>637,477</b> | <b>642,009</b> |
| <b>Island of Mauritius</b>   |                |                |                |                |                |                |                |                |                |                |
| <b>15 - 19</b>               | 51,258         | 48,132         | 46,058         | 44,585         | 44,393         | 44,992         | 46,340         | 48,070         | 49,755         | 51,249         |
| <b>20 - 24</b>               | 51,610         | 53,999         | 55,025         | 54,957         | 53,347         | 51,091         | 48,095         | 46,070         | 44,470         | 44,317         |
| <b>25 - 29</b>               | 44,175         | 45,662         | 46,684         | 47,972         | 50,876         | 52,487         | 54,108         | 55,142         | 54,978         | 53,279         |
| <b>30 - 34</b>               | 48,049         | 48,313         | 46,727         | 46,167         | 44,674         | 45,439         | 45,776         | 46,761         | 48,026         | 50,782         |
| <b>35 - 39</b>               | 48,119         | 49,157         | 50,656         | 50,068         | 50,345         | 48,917         | 48,283         | 46,656         | 46,076         | 44,480         |
| <b>40 - 44</b>               | 41,914         | 43,573         | 44,187         | 45,420         | 46,497         | 47,999         | 48,913         | 50,378         | 49,785         | 49,971         |
| <b>45 - 49</b>               | 37,211         | 38,074         | 38,469         | 39,786         | 40,515         | 41,682         | 43,058         | 43,643         | 44,894         | 45,948         |
| <b>(15 - 49) No.</b>         | 322,336        | 326,910        | 327,806        | 328,955        | 330,647        | 332,607        | 334,573        | 336,720        | 337,984        | 340,026        |
| <b>(15 - 49) %</b>           | 56.6           | 56.3           | 55.8           | 55.5           | 55.2           | 55.0           | 54.9           | 54.8           | 55.4           | 54.6           |
| <b>All ages</b>              | <b>569,918</b> | <b>580,582</b> | <b>587,203</b> | <b>592,689</b> | <b>599,339</b> | <b>604,745</b> | <b>609,848</b> | <b>614,724</b> | <b>618,608</b> | <b>623,003</b> |

<sup>1/</sup> excluding Agalega and St Brandon

**Table 1.17(a) - Growth of the resident population <sup>1/</sup> and vital statistics - Republic of Mauritius <sup>2/</sup>, 1999 - 2008**

| Year        | Population at beginning of year | Natural movement |        |                  | Net international migration | Total increase | % change during the year due to: |                         |       | Population at end of year |
|-------------|---------------------------------|------------------|--------|------------------|-----------------------------|----------------|----------------------------------|-------------------------|-------|---------------------------|
|             |                                 | Live births      | Deaths | Natural increase |                             |                | Natural increase                 | International migration | Total |                           |
| <b>1999</b> | <b>1,166,902</b>                | 20,311           | 7,944  | 12,367           | +1,092                      | 13,459         | 1.06                             | +0.09                   | 1.15  | <b>1,180,361</b>          |
| <b>2000</b> | <b>1,180,361</b>                | 20,205           | 7,982  | 12,223           | +591                        | 12,814         | 1.04                             | +0.05                   | 1.09  | <b>1,193,175</b>          |
| <b>2001</b> | <b>1,193,175</b>                | 19,696           | 7,983  | 11,713           | +500                        | 12,213         | 0.98                             | +0.04                   | 1.02  | <b>1,205,388</b>          |
| <b>2002</b> | <b>1,205,388</b>                | 19,983           | 8,310  | 11,673           | -569                        | 11,104         | 0.97                             | -0.05                   | 0.92  | <b>1,216,492</b>          |
| <b>2003</b> | <b>1,216,492</b>                | 19,343           | 8,520  | 10,823           | +524                        | 11,347         | 0.89                             | +0.04                   | 0.93  | <b>1,227,839</b>          |
| <b>2004</b> | <b>1,227,839</b>                | 19,230           | 8,475  | 10,755           | -822                        | 9,933          | 0.88                             | -0.07                   | 0.81  | <b>1,237,772</b>          |
| <b>2005</b> | <b>1,237,772</b>                | 18,820           | 8,646  | 10,174           | +350                        | 10,524         | 0.82                             | +0.03                   | 0.85  | <b>1,248,296</b>          |
| <b>2006</b> | <b>1,248,296</b>                | 17,604           | 9,162  | 8,442            | -300                        | 8,142          | 0.68                             | -0.02                   | 0.66  | <b>1,256,438</b>          |
| <b>2007</b> | <b>1,256,438</b>                | 17,034           | 8,498  | 8,536            | -400                        | 8,136          | 0.68                             | -0.03                   | 0.65  | <b>1,264,574</b>          |
| <b>2008</b> | <b>1,264,574</b>                | 16,372           | 9,004  | 7,368            | -200                        | 7,168          | 0.58                             | -0.02                   | 0.56  | <b>1,271,742</b>          |

1/ figures for 1999 have been revised in the light of the 2000 census data

2/ excluding Agalega and St Brandon

**Table 1.17(b) - Growth of the resident population <sup>1/</sup> and vital statistics - Island of Mauritius, 1999 - 2008**

| Year        | Population at beginning of year | Natural movement |        |                  | Net migration | Total increase | % change during the year due to: |           |       | Population at end of year |
|-------------|---------------------------------|------------------|--------|------------------|---------------|----------------|----------------------------------|-----------|-------|---------------------------|
|             |                                 | Live births      | Deaths | Natural increase |               |                | Natural increase                 | Migration | Total |                           |
| <b>1999</b> | <b>1,131,491</b>                | 19,543           | 7,791  | 11,752           | +1478         | 13,230         | 1.04                             | +0.13     | 1.17  | <b>1,144,721</b>          |
| <b>2000</b> | <b>1,144,721</b>                | 19,398           | 7,806  | 11,592           | +977          | 12,569         | 1.01                             | +0.09     | 1.10  | <b>1,157,290</b>          |
| <b>2001</b> | <b>1,157,290</b>                | 18,884           | 7,761  | 11,123           | +890          | 12,013         | 0.96                             | +0.08     | 1.04  | <b>1,169,303</b>          |
| <b>2002</b> | <b>1,169,303</b>                | 19,169           | 8,081  | 11,088           | -202          | 10,886         | 0.95                             | -0.02     | 0.93  | <b>1,180,189</b>          |
| <b>2003</b> | <b>1,180,189</b>                | 18,518           | 8,310  | 10,208           | +939          | 11,147         | 0.86                             | +0.08     | 0.94  | <b>1,191,336</b>          |
| <b>2004</b> | <b>1,191,336</b>                | 18,285           | 8,259  | 10,026           | -362          | 9,664          | 0.84                             | -0.03     | 0.81  | <b>1,201,000</b>          |
| <b>2005</b> | <b>1,201,000</b>                | 17,924           | 8,422  | 9,502            | +800          | 10,302         | 0.79                             | +0.07     | 0.86  | <b>1,211,302</b>          |
| <b>2006</b> | <b>1,211,302</b>                | 16,723           | 8,917  | 7,806            | +100          | 7,906          | 0.64                             | +0.01     | 0.65  | <b>1,219,208</b>          |
| <b>2007</b> | <b>1,219,208</b>                | 16,190           | 8,323  | 7,867            | 0             | 7,867          | 0.65                             | 0.00      | 0.65  | <b>1,227,075</b>          |
| <b>2008</b> | <b>1,227,075</b>                | 15,590           | 8,798  | 6,792            | +175          | 6,967          | 0.55                             | +0.01     | 0.56  | <b>1,234,042</b>          |

1/ Figures for 1999 have been revised in the light of the 2000 census data

**Table 1.17(c) - Growth of the resident population <sup>1/</sup> and vital statistics - Island of Rodrigues, 1999 - 2008**

| Year        | Population at beginning of year | Natural movement |        |                  | Net migration | Total increase | % change during the year due to: |           |       | Population at end of year |
|-------------|---------------------------------|------------------|--------|------------------|---------------|----------------|----------------------------------|-----------|-------|---------------------------|
|             |                                 | Live births      | Deaths | Natural increase |               |                | Natural increase                 | Migration | Total |                           |
| <b>1999</b> | <b>35,411</b>                   | 768              | 153    | 615              | -386          | 229            | 1.74                             | -1.09     | 0.65  | <b>35,640</b>             |
| <b>2000</b> | <b>35,640</b>                   | 807              | 176    | 631              | -386          | 245            | 1.77                             | -1.08     | 0.69  | <b>35,885</b>             |
| <b>2001</b> | <b>35,885</b>                   | 812              | 222    | 590              | -390          | 200            | 1.64                             | -1.09     | 0.55  | <b>36,085</b>             |
| <b>2002</b> | <b>36,085</b>                   | 814              | 229    | 585              | -367          | 218            | 1.62                             | -1.02     | 0.60  | <b>36,303</b>             |
| <b>2003</b> | <b>36,303</b>                   | 825              | 210    | 615              | -415          | 200            | 1.69                             | -1.14     | 0.55  | <b>36,503</b>             |
| <b>2004</b> | <b>36,503</b>                   | 945              | 216    | 729              | -460          | 269            | 2.00                             | -1.26     | 0.74  | <b>36,772</b>             |
| <b>2005</b> | <b>36,772</b>                   | 896              | 224    | 672              | -450          | 222            | 1.83                             | -1.22     | 0.61  | <b>36,994</b>             |
| <b>2006</b> | <b>36,994</b>                   | 881              | 245    | 636              | -400          | 236            | 1.72                             | -1.08     | 0.64  | <b>37,230</b>             |
| <b>2007</b> | <b>37,230</b>                   | 844              | 175    | 669              | -400          | 269            | 1.80                             | -1.07     | 0.73  | <b>37,499</b>             |
| <b>2008</b> | <b>37,499</b>                   | 782              | 206    | 576              | -375          | 201            | 1.54                             | -1.00     | 0.54  | <b>37,700</b>             |

1/ Figures for 1999 have been revised in the light of the 2000 census data

Table 1.18 - Mid-year population estimates by sex, 1989 - 2008

| Year               | Republic of Mauritius <sup>1/</sup> |         |         |           | Island of Mauritius |         |         |           | Island of Rodrigues |        |        |           |
|--------------------|-------------------------------------|---------|---------|-----------|---------------------|---------|---------|-----------|---------------------|--------|--------|-----------|
|                    | Both sexes                          | Male    | Female  | Sex ratio | Both sexes          | Male    | Female  | Sex ratio | Both sexes          | Male   | Female | Sex ratio |
| 1989               | 1,051,260                           | 526,400 | 524,860 | 100.3     | 1,017,307           | 509,679 | 507,628 | 100.4     | 33,953              | 16,721 | 17,232 | 97.0      |
| 1990 <sup>2/</sup> | 1,058,775                           | 529,089 | 529,686 | 99.9      | 1,024,571           | 512,005 | 512,566 | 99.9      | 34,204              | 17,084 | 17,120 | 99.8      |
| 1991               | 1,070,266                           | 534,011 | 536,255 | 99.6      | 1,035,936           | 516,879 | 519,057 | 99.6      | 34,330              | 17,132 | 17,198 | 99.6      |
| 1992               | 1,084,441                           | 542,084 | 542,357 | 99.9      | 1,049,988           | 524,914 | 525,074 | 100.0     | 34,453              | 17,170 | 17,283 | 99.3      |
| 1993               | 1,097,374                           | 548,541 | 548,833 | 99.9      | 1,062,855           | 531,345 | 531,510 | 100.0     | 34,519              | 17,196 | 17,323 | 99.3      |
| 1994               | 1,112,846                           | 555,299 | 557,547 | 99.6      | 1,078,148           | 538,027 | 540,121 | 99.6      | 34,698              | 17,272 | 17,426 | 99.1      |
| 1995               | 1,122,457                           | 559,556 | 562,901 | 99.4      | 1,087,636           | 542,225 | 545,411 | 99.4      | 34,821              | 17,331 | 17,490 | 99.1      |
| 1996               | 1,133,996                           | 564,733 | 569,263 | 99.2      | 1,099,057           | 547,377 | 551,680 | 99.2      | 34,939              | 17,356 | 17,583 | 98.7      |
| 1997               | 1,148,284                           | 571,169 | 577,115 | 99.0      | 1,113,144           | 553,722 | 559,422 | 99.0      | 35,140              | 17,447 | 17,693 | 98.6      |
| 1998               | 1,160,421                           | 576,620 | 583,801 | 98.8      | 1,125,118           | 559,110 | 566,008 | 98.8      | 35,303              | 17,510 | 17,793 | 98.4      |
| 1999               | 1,175,267                           | 583,169 | 592,098 | 98.5      | 1,139,718           | 565,576 | 574,142 | 98.5      | 35,549              | 17,593 | 17,956 | 98.0      |
| 2000 <sup>2/</sup> | 1,186,873                           | 588,212 | 598,661 | 98.3      | 1,151,094           | 570,512 | 580,582 | 98.3      | 35,779              | 17,700 | 18,079 | 97.9      |
| 2001               | 1,199,881                           | 594,490 | 605,391 | 98.2      | 1,163,875           | 576,672 | 587,203 | 98.2      | 36,006              | 17,818 | 18,188 | 98.0      |
| 2002               | 1,210,196                           | 599,257 | 610,939 | 98.1      | 1,174,021           | 581,332 | 592,689 | 98.1      | 36,175              | 17,925 | 18,250 | 98.2      |
| 2003               | 1,222,811                           | 605,084 | 617,727 | 98.0      | 1,186,363           | 587,024 | 599,339 | 97.9      | 36,448              | 18,060 | 18,388 | 98.2      |
| 2004               | 1,233,386                           | 610,108 | 623,278 | 97.9      | 1,196,696           | 591,951 | 604,745 | 97.9      | 36,690              | 18,157 | 18,533 | 98.0      |
| 2005               | 1,243,253                           | 614,786 | 628,467 | 97.8      | 1,206,346           | 596,498 | 609,848 | 97.8      | 36,907              | 18,288 | 18,619 | 98.2      |
| 2006               | 1,252,698                           | 619,243 | 633,455 | 97.8      | 1,215,619           | 600,895 | 614,724 | 97.8      | 37,079              | 18,348 | 18,731 | 98.0      |
| 2007               | 1,260,403                           | 622,926 | 637,477 | 97.7      | 1,223,089           | 604,481 | 618,608 | 97.7      | 37,314              | 18,445 | 18,869 | 97.8      |
| 2008               | 1,268,565                           | 626,556 | 642,009 | 97.6      | 1,230,995           | 607,992 | 623,003 | 97.6      | 37,570              | 18,564 | 19,006 | 97.7      |

1/ excluding Agalega and St. Brandon

2/ census data adjusted for underenumeration of young children

Table 1.19 - End of year population estimates by sex, 1989 - 2008

| Year | Republic of Mauritius <sup>1/</sup> |         |         |           | Island of Mauritius |         |         |           | Island of Rodrigues |        |        |           |
|------|-------------------------------------|---------|---------|-----------|---------------------|---------|---------|-----------|---------------------|--------|--------|-----------|
|      | Both sexes                          | Male    | Female  | Sex ratio | Both sexes          | Male    | Female  | Sex ratio | Both sexes          | Male   | Female | Sex ratio |
| 1989 | <b>1,057,424</b>                    | 528,832 | 528,592 | 100.0     | <b>1,023,238</b>    | 511,920 | 511,318 | 100.1     | <b>34,186</b>       | 16,912 | 17,274 | 97.9      |
| 1990 | <b>1,065,818</b>                    | 532,413 | 533,405 | 99.8      | <b>1,031,526</b>    | 515,290 | 516,236 | 99.8      | <b>34,292</b>       | 17,123 | 17,169 | 99.7      |
| 1991 | <b>1,077,571</b>                    | 538,301 | 539,270 | 99.8      | <b>1,043,185</b>    | 521,156 | 522,029 | 99.8      | <b>34,386</b>       | 17,145 | 17,241 | 99.4      |
| 1992 | <b>1,091,888</b>                    | 546,228 | 545,660 | 100.1     | <b>1,057,379</b>    | 529,039 | 528,340 | 100.1     | <b>34,509</b>       | 17,189 | 17,320 | 99.2      |
| 1993 | <b>1,105,234</b>                    | 552,109 | 553,125 | 99.8      | <b>1,070,679</b>    | 534,895 | 535,784 | 99.8      | <b>34,555</b>       | 17,214 | 17,341 | 99.3      |
| 1994 | <b>1,117,290</b>                    | 557,588 | 559,702 | 99.6      | <b>1,082,583</b>    | 540,311 | 542,272 | 99.6      | <b>34,707</b>       | 17,277 | 17,430 | 99.1      |
| 1995 | <b>1,128,908</b>                    | 562,623 | 566,285 | 99.4      | <b>1,094,040</b>    | 545,282 | 548,758 | 99.4      | <b>34,868</b>       | 17,341 | 17,527 | 98.9      |
| 1996 | <b>1,141,960</b>                    | 568,616 | 573,344 | 99.2      | <b>1,106,888</b>    | 551,197 | 555,691 | 99.2      | <b>35,072</b>       | 17,419 | 17,653 | 98.7      |
| 1997 | <b>1,155,344</b>                    | 574,488 | 580,856 | 98.9      | <b>1,120,084</b>    | 556,990 | 563,094 | 98.9      | <b>35,260</b>       | 17,498 | 17,762 | 98.5      |
| 1998 | <b>1,166,902</b>                    | 579,525 | 587,377 | 98.7      | <b>1,131,491</b>    | 561,976 | 569,515 | 98.7      | <b>35,411</b>       | 17,549 | 17,862 | 98.2      |
| 1999 | <b>1,180,361</b>                    | 585,527 | 594,834 | 98.4      | <b>1,144,721</b>    | 567,886 | 576,835 | 98.4      | <b>35,640</b>       | 17,641 | 17,999 | 98.0      |
| 2000 | <b>1,193,175</b>                    | 591,269 | 601,906 | 98.2      | <b>1,157,290</b>    | 573,511 | 583,779 | 98.2      | <b>35,885</b>       | 17,758 | 18,127 | 98.0      |
| 2001 | <b>1,205,388</b>                    | 597,068 | 608,320 | 98.2      | <b>1,169,303</b>    | 579,215 | 590,088 | 98.2      | <b>36,085</b>       | 17,853 | 18,232 | 97.9      |
| 2002 | <b>1,216,492</b>                    | 602,297 | 614,195 | 98.1      | <b>1,180,189</b>    | 584,316 | 595,873 | 98.1      | <b>36,303</b>       | 17,981 | 18,322 | 98.1      |
| 2003 | <b>1,227,839</b>                    | 607,489 | 620,350 | 97.9      | <b>1,191,336</b>    | 589,400 | 601,936 | 97.9      | <b>36,503</b>       | 18,089 | 18,414 | 98.2      |
| 2004 | <b>1,237,772</b>                    | 612,280 | 625,492 | 97.9      | <b>1,201,000</b>    | 594,063 | 606,937 | 97.9      | <b>36,772</b>       | 18,217 | 18,555 | 98.2      |
| 2005 | <b>1,248,296</b>                    | 617,216 | 631,080 | 97.8      | <b>1,211,302</b>    | 598,908 | 612,394 | 97.8      | <b>36,994</b>       | 18,308 | 18,686 | 98.0      |
| 2006 | <b>1,256,438</b>                    | 621,111 | 635,327 | 97.8      | <b>1,219,208</b>    | 602,688 | 616,520 | 97.8      | <b>37,230</b>       | 18,423 | 18,807 | 98.0      |
| 2007 | <b>1,264,574</b>                    | 624,837 | 639,737 | 97.7      | <b>1,227,075</b>    | 606,307 | 620,768 | 97.7      | <b>37,499</b>       | 18,530 | 18,969 | 97.7      |
| 2008 | <b>1,271,742</b>                    | 627,891 | 643,851 | 97.5      | <b>1,234,042</b>    | 609,261 | 624,781 | 97.5      | <b>37,700</b>       | 18,630 | 19,070 | 97.7      |

1/ excluding Agalega and St. Brandon

*SECTION 2*

*VITAL STATISTICS*

**Table 2.1 - Vital statistics by district and sex - Republic of Mauritius <sup>1/</sup>, 2008**

| Geographical District | Live births   |              |              | Deaths       |              |              | Infant deaths |            |           | Still births |           |           |
|-----------------------|---------------|--------------|--------------|--------------|--------------|--------------|---------------|------------|-----------|--------------|-----------|-----------|
|                       | Both sexes    | Male         | Female       | Both sexes   | Male         | Female       | Both sexes    | Male       | Female    | Both sexes   | Male      | Female    |
| Port Louis            | <b>1,799</b>  | 908          | 891          | <b>1,148</b> | 675          | 473          | <b>30</b>     | 15         | 15        | <b>15</b>    | 7         | 8         |
| Pamplemousses         | <b>1,853</b>  | 932          | 921          | <b>892</b>   | 524          | 368          | <b>29</b>     | 18         | 11        | <b>14</b>    | 6         | 8         |
| Riviere du Rempart    | <b>1,450</b>  | 752          | 698          | <b>709</b>   | 408          | 301          | <b>17</b>     | 9          | 8         | <b>14</b>    | 12        | 2         |
| Flacq                 | <b>1,867</b>  | 940          | 927          | <b>920</b>   | 516          | 404          | <b>27</b>     | 18         | 9         | <b>17</b>    | 8         | 9         |
| Grand Port            | <b>1,361</b>  | 680          | 681          | <b>756</b>   | 426          | 330          | <b>18</b>     | 8          | 10        | <b>13</b>    | 7         | 6         |
| Savanne               | <b>896</b>    | 434          | 462          | <b>522</b>   | 291          | 231          | <b>15</b>     | 11         | 4         | <b>15</b>    | 7         | 8         |
| Plaines Wilhems       | <b>4,293</b>  | 2,157        | 2,136        | <b>2,915</b> | 1,625        | 1,290        | <b>59</b>     | 40         | 19        | <b>49</b>    | 23        | 26        |
| Moka                  | <b>948</b>    | 493          | 455          | <b>483</b>   | 254          | 229          | <b>10</b>     | 6          | 4         | <b>9</b>     | 4         | 5         |
| Black River           | <b>1,123</b>  | 556          | 567          | <b>453</b>   | 270          | 183          | <b>18</b>     | 9          | 9         | <b>13</b>    | 7         | 6         |
| Island of Mauritius   | <b>15,590</b> | <b>7,852</b> | <b>7,738</b> | <b>8,798</b> | <b>4,989</b> | <b>3,809</b> | <b>223</b>    | <b>134</b> | <b>89</b> | <b>159</b>   | <b>81</b> | <b>78</b> |
| Island of Rodrigues   | <b>782</b>    | 396          | 386          | <b>206</b>   | 105          | 101          | <b>13</b>     | 4          | 9         | <b>6</b>     | 3         | 3         |
| Republic of Mauritius | <b>16,372</b> | <b>8,248</b> | <b>8,124</b> | <b>9,004</b> | <b>5,094</b> | <b>3,910</b> | <b>236</b>    | <b>138</b> | <b>98</b> | <b>165</b>   | <b>84</b> | <b>81</b> |

1/ excluding Agalega and St. Brandon



**Table 2.2(a) - Population and vital statistics - Republic of Mauritius<sup>1/</sup>, 1973 - 2008**

| <b>Year</b> | <b>Population at mid-year</b> | <b>Live Births</b> | <b>Deaths</b> | <b>Infant deaths</b> | <b>Still Births</b> | <b>Civil marriages</b> | <b>Divorces*</b> |
|-------------|-------------------------------|--------------------|---------------|----------------------|---------------------|------------------------|------------------|
| <b>1973</b> | 869,334                       | 20,015             | 6,779         | 1,277                | 701                 | 5,679                  | 147              |
| <b>1974</b> | 880,650                       | 24,002             | 6,424         | 1,113                | 879                 | 6,905                  | 117              |
| <b>1975</b> | 892,045                       | 22,557             | 7,201         | 1,130                | 932                 | 7,069                  | 110              |
| <b>1976</b> | 903,610                       | 23,274             | 6,968         | 936                  | 808                 | 8,451                  | 98               |
| <b>1977</b> | 918,005                       | 23,859             | 7,154         | 1,087                | 742                 | 8,632                  | 197              |
| <b>1978</b> | 933,499                       | 25,278             | 6,596         | 876                  | 680                 | 10,741                 | 255              |
| <b>1979</b> | 949,888                       | 26,163             | 6,871         | 891                  | 668                 | 9,327                  | 265              |
| <b>1980</b> | 966,039                       | 26,294             | 6,919         | 864                  | 662                 | 8,894                  | 351              |
| <b>1981</b> | 980,462                       | 24,967             | 6,653         | 884                  | 590                 | 8,406                  | 305              |
| <b>1982</b> | 992,521                       | 22,459             | 6,584         | 682                  | 458                 | 10,768                 | 312              |
| <b>1983</b> | 1,001,691                     | 21,073             | 6,532         | 570                  | 403                 | 10,255                 | 361              |
| <b>1984</b> | 1,012,221                     | 20,332             | 6,646         | 505                  | 404                 | 10,865                 | 471              |
| <b>1985</b> | 1,020,528                     | 19,376             | 6,906         | 487                  | 383                 | 11,245                 | 460              |
| <b>1986</b> | 1,028,360                     | 19,170             | 6,805         | 524                  | 365                 | 10,556                 | 616              |
| <b>1987</b> | 1,036,082                     | 20,033             | 6,753         | 504                  | 363                 | 11,392                 | 842              |
| <b>1988</b> | 1,043,239                     | 20,941             | 6,879         | 471                  | 374                 | 11,453                 | 740              |
| <b>1989</b> | 1,051,260                     | 21,822             | 7,149         | 498                  | 415                 | 11,197                 | 711              |
| <b>1990</b> | 1,058,775                     | 22,602             | 7,031         | 462                  | 365                 | 11,425                 | 549              |
| <b>1991</b> | 1,070,266                     | 22,197             | 7,027         | 413                  | 400                 | 11,295                 | 707              |
| <b>1992</b> | 1,084,441                     | 22,902             | 7,023         | 426                  | 291                 | 11,408                 | 781              |
| <b>1993</b> | 1,097,374                     | 22,329             | 7,433         | 438                  | 337                 | 11,576                 | 762              |
| <b>1994</b> | 1,112,846                     | 21,795             | 7,402         | 394                  | 274                 | 11,414                 | 733              |
| <b>1995</b> | 1,122,457                     | 20,549             | 7,465         | 404                  | 299                 | 10,624                 | 801              |
| <b>1996</b> | 1,133,996                     | 20,763             | 7,670         | 459                  | 266                 | 10,700                 | 792              |
| <b>1997</b> | 1,148,284                     | 20,012             | 7,986         | 406                  | 257                 | 10,887                 | 891              |
| <b>1998</b> | 1,160,421                     | 19,434             | 7,839         | 376                  | 227                 | 10,898                 | 1,012            |
| <b>1999</b> | 1,175,267                     | 20,311             | 7,944         | 396                  | 226                 | 11,295                 | 1,150            |
| <b>2000</b> | 1,186,873                     | 20,205             | 7,982         | 322                  | 266                 | 10,963                 | 1,191            |
| <b>2001</b> | 1,199,881                     | 19,696             | 7,983         | 282                  | 244                 | 10,635                 | 1,512            |
| <b>2002</b> | 1,210,196                     | 19,983             | 8,310         | 297                  | 203                 | 10,484                 | 1,291            |
| <b>2003</b> | 1,222,811                     | 19,343             | 8,520         | 250                  | 220                 | 10,812                 | 1,190            |
| <b>2004</b> | 1,233,386                     | 19,230             | 8,475         | 277                  | 191                 | 11,385                 | 1,162            |
| <b>2005</b> | 1,243,253                     | 18,820             | 8,646         | 248                  | 185                 | 11,294                 | 1,133            |
| <b>2006</b> | 1,252,698                     | 17,604             | 9,162         | 249                  | 147                 | 11,471                 | 1,379            |
| <b>2007</b> | 1,260,403                     | 17,034             | 8,498         | 261                  | 172                 | 11,547                 | 1,302            |
| <b>2008</b> | 1,268,565                     | 16,372             | 9,004         | 236                  | 165                 | 11,197                 | 1,569            |

1/ excluding Agalega &amp; Saint Brandon

\* Source : Judicial Department

Note: The increase in the number of civil marriages as from 1982 is due largely to improved registration of religious marriages with the coming into force of a new Civil Status Act as from January 1982.

Table 2.2(b) - Population and vital statistics - Island of Mauritius, 1967 - 2008

| Year | Population at mid-year | Live births | Deaths | Infant deaths | Still births | Civil marriages |
|------|------------------------|-------------|--------|---------------|--------------|-----------------|
| 1967 | 767,782                | 23,499      | 6,543  | 1,656         | 1,074        | 3,949           |
| 1968 | 781,615                | 24,413      | 7,126  | 1,688         | 1,110        | 3,974           |
| 1969 | 792,893                | 21,719      | 6,428  | 1,528         | 951          | 3,882           |
| 1970 | 805,489                | 21,623      | 6,309  | 1,232         | 857          | 4,499           |
| 1971 | 816,561                | 20,834      | 6,248  | 1,077         | 842          | 4,346           |
| 1972 | 826,199                | 20,496      | 6,506  | 1,308         | 718          | 5,082           |
| 1973 | 846,089                | 18,974      | 6,525  | 1,201         | 678          | 5,533           |
| 1974 | 857,063                | 22,938      | 6,221  | 1,045         | 854          | 6,771           |
| 1975 | 867,824                | 21,492      | 6,967  | 1,046         | 896          | 6,888           |
| 1976 | 879,193                | 22,250      | 6,815  | 900           | 784          | 8,262           |
| 1977 | 893,069                | 22,730      | 6,966  | 1,023         | 712          | 8,421           |
| 1978 | 907,779                | 24,250      | 6,400  | 823           | 653          | 10,532          |
| 1979 | 922,807                | 25,056      | 6,625  | 824           | 650          | 9,080           |
| 1980 | 937,886                | 24,983      | 6,685  | 808           | 623          | 8,629           |
| 1981 | 950,785                | 23,670      | 6,404  | 795           | 553          | 8,169           |
| 1982 | 960,994                | 21,247      | 6,385  | 624           | 438          | 10,597          |
| 1983 | 968,609                | 19,948      | 6,322  | 511           | 379          | 10,067          |
| 1984 | 978,658                | 19,222      | 6,417  | 444           | 388          | 10,638          |
| 1985 | 986,520                | 18,520      | 6,691  | 441           | 368          | 11,088          |
| 1986 | 994,319                | 18,225      | 6,622  | 480           | 342          | 10,337          |
| 1987 | 1,001,607              | 19,151      | 6,581  | 463           | 344          | 11,201          |
| 1988 | 1,009,332              | 20,057      | 6,699  | 441           | 351          | 11,283          |
| 1989 | 1,017,307              | 20,955      | 6,946  | 452           | 399          | 11,040          |
| 1990 | 1,024,571              | 21,799      | 6,854  | 434           | 348          | 11,252          |
| 1991 | 1,035,936              | 21,436      | 6,815  | 388           | 386          | 11,146          |
| 1992 | 1,049,988              | 22,170      | 6,866  | 408           | 286          | 11,246          |
| 1993 | 1,062,855              | 21,667      | 7,275  | 424           | 333          | 11,383          |
| 1994 | 1,078,148              | 21,050      | 7,234  | 379           | 271          | 11,212          |
| 1995 | 1,087,636              | 19,824      | 7,298  | 388           | 297          | 10,430          |
| 1996 | 1,099,057              | 20,049      | 7,508  | 445           | 264          | 10,502          |
| 1997 | 1,113,144              | 19,331      | 7,798  | 393           | 253          | 10,654          |
| 1998 | 1,125,118              | 18,744      | 7,651  | 364           | 221          | 10,650          |
| 1999 | 1,139,718              | 19,543      | 7,791  | 375           | 219          | 11,072          |
| 2000 | 1,151,094              | 19,398      | 7,806  | 306           | 263          | 10,720          |
| 2001 | 1,163,875              | 18,884      | 7,761  | 263           | 234          | 10,414          |
| 2002 | 1,174,021              | 19,169      | 8,081  | 278           | 197          | 10,253          |
| 2003 | 1,186,363              | 18,518      | 8,310  | 230           | 205          | 10,556          |
| 2004 | 1,196,696              | 18,285      | 8,259  | 256           | 167          | 11,138          |
| 2005 | 1,206,346              | 17,924      | 8,422  | 237           | 173          | 11,076          |
| 2006 | 1,215,619              | 16,723      | 8,917  | 225           | 135          | 11,262          |
| 2007 | 1,223,089              | 16,190      | 8,323  | 248           | 157          | 11,361          |
| 2008 | 1,230,995              | 15,590      | 8,798  | 223           | 159          | 11,012          |

Note: The increase in the number of civil marriages as from 1982 is due largely to improved registration of religious marriages with the coming into force of a new Civil Status Act as from January 1982.

**Table 2.2(c) - Population and vital statistics - Island of Rodrigues, 1973 - 2008**

| <b>Year</b> | <b>Population<br/>at mid-year</b> | <b>Live<br/>births</b> | <b>Deaths</b> | <b>Infant<br/>deaths</b> | <b>Still<br/>births</b> | <b>Civil<br/>marriages</b> |
|-------------|-----------------------------------|------------------------|---------------|--------------------------|-------------------------|----------------------------|
| <b>1973</b> | 23,245                            | 1,041                  | 254           | 76                       | 23                      | 146                        |
| <b>1974</b> | 23,587                            | 1,064                  | 203           | 68                       | 25                      | 134                        |
| <b>1975</b> | 24,221                            | 1,065                  | 234           | 84                       | 36                      | 181                        |
| <b>1976</b> | 24,417                            | 1,024                  | 153           | 36                       | 24                      | 189                        |
| <b>1977</b> | 24,936                            | 1,129                  | 188           | 64                       | 30                      | 211                        |
| <b>1978</b> | 25,720                            | 1,028                  | 196           | 53                       | 27                      | 209                        |
| <b>1979</b> | 27,081                            | 1,107                  | 246           | 67                       | 18                      | 247                        |
| <b>1980</b> | 28,153                            | 1,311                  | 234           | 56                       | 39                      | 265                        |
| <b>1981</b> | 29,677                            | 1,297                  | 249           | 89                       | 37                      | 237                        |
| <b>1982</b> | 31,527                            | 1,212                  | 199           | 58                       | 20                      | 171                        |
| <b>1983</b> | 33,082                            | 1,125                  | 210           | 59                       | 24                      | 188                        |
| <b>1984</b> | 33,563                            | 1,110                  | 229           | 61                       | 16                      | 227                        |
| <b>1985</b> | 34,008                            | 856                    | 215           | 46                       | 15                      | 157                        |
| <b>1986</b> | 34,041                            | 945                    | 183           | 44                       | 23                      | 219                        |
| <b>1987</b> | 34,475                            | 882                    | 172           | 41                       | 19                      | 191                        |
| <b>1988</b> | 33,907                            | 884                    | 180           | 30                       | 23                      | 170                        |
| <b>1989</b> | 33,953                            | 867                    | 203           | 46                       | 16                      | 157                        |
| <b>1990</b> | 34,204                            | 803                    | 177           | 28                       | 17                      | 173                        |
| <b>1991</b> | 34,330                            | 761                    | 212           | 25                       | 14                      | 149                        |
| <b>1992</b> | 34,453                            | 732                    | 157           | 18                       | 5                       | 162                        |
| <b>1993</b> | 34,519                            | 662                    | 158           | 14                       | 4                       | 193                        |
| <b>1994</b> | 34,698                            | 745                    | 168           | 15                       | 3                       | 202                        |
| <b>1995</b> | 34,821                            | 725                    | 167           | 16                       | 2                       | 194                        |
| <b>1996</b> | 34,939                            | 714                    | 162           | 14                       | 2                       | 198                        |
| <b>1997</b> | 35,140                            | 681                    | 188           | 13                       | 4                       | 233                        |
| <b>1998</b> | 35,303                            | 690                    | 188           | 12                       | 6                       | 248                        |
| <b>1999</b> | 35,549                            | 768                    | 153           | 21                       | 7                       | 223                        |
| <b>2000</b> | 35,779                            | 807                    | 176           | 16                       | 3                       | 243                        |
| <b>2001</b> | 36,006                            | 812                    | 222           | 19                       | 10                      | 221                        |
| <b>2002</b> | 36,175                            | 814                    | 229           | 19                       | 6                       | 231                        |
| <b>2003</b> | 36,448                            | 825                    | 210           | 20                       | 15                      | 256                        |
| <b>2004</b> | 36,690                            | 945                    | 216           | 21                       | 24                      | 247                        |
| <b>2005</b> | 36,907                            | 896                    | 224           | 11                       | 12                      | 218                        |
| <b>2006</b> | 37,079                            | 881                    | 245           | 24                       | 12                      | 209                        |
| <b>2007</b> | 37,314                            | 844                    | 175           | 13                       | 15                      | 186                        |
| <b>2008</b> | 37,570                            | 782                    | 206           | 13                       | 6                       | 185                        |

Table 2.3(a) - Population and vital statistics rates - Republic of Mauritius<sup>1/</sup>, 1973 - 2008

| Year | Population at mid-year | Crude birth rate | Crude death rate | Infant mortality rate | Still birth rate | Marriage rate | Divorce rate |
|------|------------------------|------------------|------------------|-----------------------|------------------|---------------|--------------|
| 1973 | 869,334                | 23.0             | 7.8              | 63.8                  | 33.8             | 13.1          | 0.3          |
| 1974 | 880,650                | 27.3             | 7.3              | 46.4                  | 35.3             | 15.7          | 0.3          |
| 1975 | 892,045                | 25.3             | 8.1              | 50.1                  | 39.7             | 15.8          | 0.2          |
| 1976 | 903,610                | 25.8             | 7.7              | 40.2                  | 33.6             | 18.7          | 0.2          |
| 1977 | 918,005                | 26.0             | 7.8              | 45.6                  | 30.2             | 18.8          | 0.4          |
| 1978 | 933,499                | 27.1             | 7.1              | 34.7                  | 26.2             | 23.0          | 0.5          |
| 1979 | 949,888                | 27.5             | 7.2              | 34.1                  | 24.9             | 19.6          | 0.6          |
| 1980 | 966,039                | 27.2             | 7.2              | 32.9                  | 24.6             | 18.4          | 0.7          |
| 1981 | 980,462                | 25.5             | 6.8              | 35.4                  | 23.1             | 17.1          | 0.6          |
| 1982 | 992,521                | 22.6             | 6.6              | 30.4                  | 20.0             | 21.7          | 0.6          |
| 1983 | 1,001,691              | 21.0             | 6.5              | 27.0                  | 18.8             | 20.5          | 0.7          |
| 1984 | 1,012,221              | 20.1             | 6.6              | 24.8                  | 19.5             | 21.5          | 0.9          |
| 1985 | 1,020,528              | 19.0             | 6.8              | 25.1                  | 19.4             | 22.0          | 0.9          |
| 1986 | 1,028,360              | 18.6             | 6.6              | 27.3                  | 18.7             | 20.5          | 1.2          |
| 1987 | 1,036,082              | 19.3             | 6.5              | 25.2                  | 17.8             | 22.0          | 1.6          |
| 1988 | 1,043,239              | 20.1             | 6.6              | 22.5                  | 17.5             | 22.0          | 1.4          |
| 1989 | 1,051,260              | 20.8             | 6.8              | 22.8                  | 18.7             | 21.3          | 1.4          |
| 1990 | 1,058,775              | 21.3             | 6.6              | 20.4                  | 15.9             | 21.6          | 1.0          |
| 1991 | 1,070,266              | 20.7             | 6.6              | 18.6                  | 17.7             | 21.1          | 1.3          |
| 1992 | 1,084,441              | 21.1             | 6.5              | 18.6                  | 12.5             | 21.0          | 1.4          |
| 1993 | 1,097,374              | 20.3             | 6.8              | 19.6                  | 14.9             | 21.1          | 1.4          |
| 1994 | 1,112,846              | 19.6             | 6.7              | 18.1                  | 12.4             | 20.5          | 1.3          |
| 1995 | 1,122,457              | 18.3             | 6.7              | 19.7                  | 14.3             | 18.9          | 1.4          |
| 1996 | 1,133,996              | 18.3             | 6.8              | 22.1                  | 12.6             | 18.9          | 1.4          |
| 1997 | 1,148,284              | 17.4             | 7.0              | 20.3                  | 12.7             | 19.0          | 1.6          |
| 1998 | 1,160,421              | 16.7             | 6.8              | 19.3                  | 11.5             | 18.8          | 1.7          |
| 1999 | 1,175,267              | 17.3             | 6.8              | 19.5                  | 11.0             | 19.2          | 2.0          |
| 2000 | 1,186,873              | 17.0             | 6.7              | 15.9                  | 13.0             | 18.5          | 2.0          |
| 2001 | 1,199,881              | 16.4             | 6.7              | 14.3                  | 12.2             | 17.7          | 2.5          |
| 2002 | 1,210,196              | 16.5             | 6.9              | 14.9                  | 10.1             | 17.3          | 2.1          |
| 2003 | 1,222,811              | 15.8             | 7.0              | 12.9                  | 11.2             | 17.7          | 1.9          |
| 2004 | 1,233,386              | 15.6             | 6.9              | 14.4                  | 9.8              | 18.5          | 1.9          |
| 2005 | 1,243,253              | 15.1             | 7.0              | 13.2                  | 9.7              | 18.2          | 1.8          |
| 2006 | 1,252,698              | 14.1             | 7.3              | 14.1                  | 8.3              | 18.3          | 2.2          |
| 2007 | 1,260,403              | 13.5             | 6.7              | 15.3                  | 10.0             | 18.3          | 2.1          |
| 2008 | 1,268,565              | 12.9             | 7.1              | 14.4                  | 10.0             | 17.7          | 2.5          |

1/ excluding Agalega and Saint Brandon

Figure 4 - Selected vital rates - Republic of Mauritius, 1989 - 2008

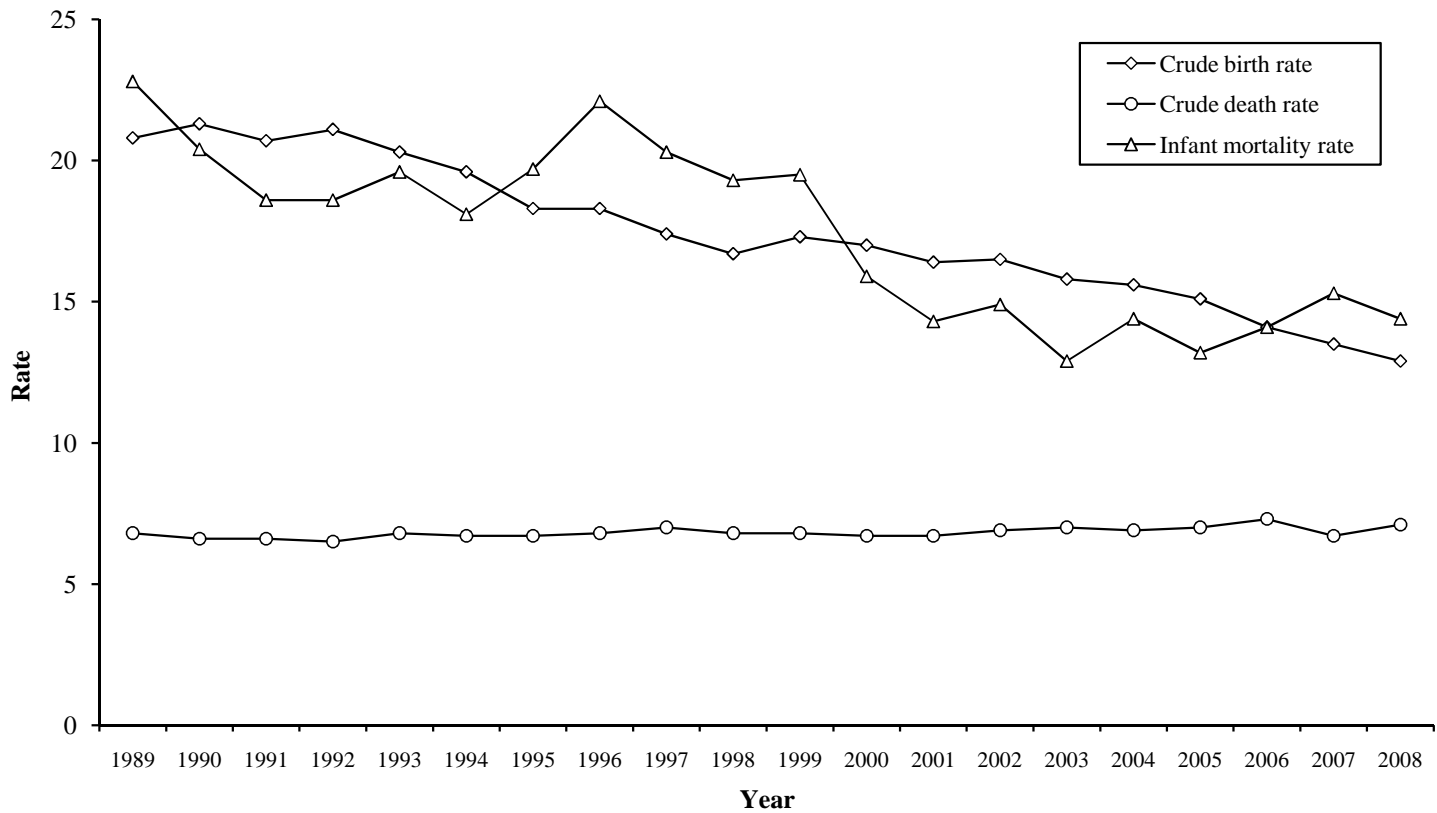


Table 2.3(b) - Population and vital statistics rates - Island of Mauritius, 1967 - 2008

| Year | Population at mid-year | Crude birth rate | Crude death rate | Infant mortality rate | Still birth rate | Marriage rate |
|------|------------------------|------------------|------------------|-----------------------|------------------|---------------|
| 1967 | 767,782                | 30.6             | 8.5              | 70.5                  | 43.7             | 10.3          |
| 1968 | 781,615                | 31.2             | 9.1              | 69.1                  | 43.5             | 10.2          |
| 1969 | 792,893                | 27.4             | 8.1              | 70.4                  | 41.9             | 9.8           |
| 1970 | 805,489                | 26.8             | 7.8              | 57.0                  | 38.1             | 11.2          |
| 1971 | 816,561                | 25.5             | 7.7              | 51.7                  | 38.8             | 10.6          |
| 1972 | 826,199                | 24.8             | 7.9              | 63.8                  | 33.8             | 12.3          |
| 1973 | 846,089                | 22.4             | 7.7              | 63.3                  | 34.5             | 13.1          |
| 1974 | 857,063                | 26.8             | 7.3              | 45.6                  | 35.9             | 15.8          |
| 1975 | 867,824                | 24.8             | 8.0              | 48.7                  | 40.0             | 15.9          |
| 1976 | 879,193                | 25.3             | 7.8              | 40.4                  | 34.0             | 18.8          |
| 1977 | 893,069                | 25.5             | 7.8              | 45.0                  | 30.4             | 18.9          |
| 1978 | 907,779                | 26.7             | 7.1              | 33.9                  | 26.2             | 23.2          |
| 1979 | 922,807                | 27.2             | 7.2              | 32.9                  | 25.3             | 19.7          |
| 1980 | 937,886                | 26.6             | 7.1              | 32.3                  | 24.3             | 18.4          |
| 1981 | 950,785                | 24.9             | 6.7              | 33.6                  | 22.8             | 17.2          |
| 1982 | 960,994                | 22.1             | 6.6              | 29.4                  | 20.2             | 22.1          |
| 1983 | 968,609                | 20.6             | 6.5              | 25.6                  | 18.6             | 20.8          |
| 1984 | 978,658                | 19.6             | 6.6              | 23.1                  | 19.8             | 21.7          |
| 1985 | 986,520                | 18.8             | 6.8              | 23.8                  | 19.5             | 22.5          |
| 1986 | 994,319                | 18.3             | 6.7              | 26.3                  | 18.4             | 20.8          |
| 1987 | 1,001,607              | 19.1             | 6.6              | 24.2                  | 17.6             | 22.4          |
| 1988 | 1,009,332              | 19.9             | 6.6              | 22.0                  | 17.2             | 22.4          |
| 1989 | 1,017,307              | 20.6             | 6.8              | 21.6                  | 18.7             | 21.7          |
| 1990 | 1,024,571              | 21.3             | 6.7              | 19.9                  | 15.7             | 22.0          |
| 1991 | 1,035,936              | 20.7             | 6.6              | 18.1                  | 17.7             | 21.5          |
| 1992 | 1,049,988              | 21.1             | 6.5              | 18.4                  | 12.7             | 21.4          |
| 1993 | 1,062,855              | 20.4             | 6.8              | 19.6                  | 15.1             | 21.4          |
| 1994 | 1,078,148              | 19.5             | 6.7              | 18.0                  | 12.7             | 20.8          |
| 1995 | 1,087,636              | 18.2             | 6.7              | 19.6                  | 14.8             | 19.2          |
| 1996 | 1,099,057              | 18.2             | 6.8              | 22.2                  | 13.0             | 19.1          |
| 1997 | 1,113,144              | 17.4             | 7.0              | 20.3                  | 12.9             | 19.1          |
| 1998 | 1,125,118              | 16.7             | 6.8              | 19.4                  | 11.7             | 18.9          |
| 1999 | 1,139,718              | 17.1             | 6.8              | 19.2                  | 11.1             | 19.4          |
| 2000 | 1,151,094              | 16.9             | 6.8              | 15.8                  | 13.4             | 18.6          |
| 2001 | 1,163,875              | 16.2             | 6.7              | 13.9                  | 12.2             | 17.9          |
| 2002 | 1,174,021              | 16.3             | 6.9              | 14.5                  | 10.2             | 17.5          |
| 2003 | 1,186,363              | 15.6             | 7.0              | 12.4                  | 10.9             | 17.8          |
| 2004 | 1,196,696              | 15.3             | 6.9              | 14.0                  | 9.1              | 18.6          |
| 2005 | 1,206,346              | 14.9             | 7.0              | 13.2                  | 9.6              | 18.4          |
| 2006 | 1,215,619              | 13.8             | 7.3              | 13.5                  | 8.0              | 18.5          |
| 2007 | 1,223,089              | 13.2             | 6.8              | 15.3                  | 9.6              | 18.6          |
| 2008 | 1,230,995              | 12.7             | 7.1              | 14.3                  | 10.1             | 17.9          |

**Table 2.3(c) - Population and vital statistics rates<sup>1/</sup> - Island of Rodrigues, 1973 - 2008**

| <b>Year</b>              | <b>Population at mid-year</b> | <b>Crude birth rate</b> | <b>Crude death rate</b> | <b>Infant mortality rate</b> | <b>Still birth rate</b> | <b>Marriage rate</b> |
|--------------------------|-------------------------------|-------------------------|-------------------------|------------------------------|-------------------------|----------------------|
| <b>1973</b>              | 23,245                        | 44.5                    | 10.1                    | 75.7                         | 24.8                    | 11.8                 |
| <b>1974</b>              | 23,587                        | 44.8                    | 9.8                     | 71.9                         | 25.8                    | 13.0                 |
| <b>1975</b>              | 24,221                        | 43.4                    | 8.1                     | 59.6                         | 26.3                    | 13.9                 |
| <b>1976</b>              | 24,417                        | 43.9                    | 7.8                     | 57.2                         | 27.2                    | 15.9                 |
| <b>1977</b>              | 24,936                        | 42.5                    | 7.2                     | 48.1                         | 24.8                    | 16.3                 |
| <b>1978</b>              | 25,720                        | 42.3                    | 8.2                     | 56.4                         | 22.5                    | 17.3                 |
| <b>1979</b>              | 27,081                        | 42.4                    | 8.3                     | 51.1                         | 23.8                    | 17.7                 |
| <b>1980</b>              | 28,153                        | 44.0                    | 8.6                     | 57.1                         | 24.7                    | 17.7                 |
| <b>1981</b>              | 29,677                        | 42.9                    | 7.7                     | 53.1                         | 24.5                    | 15.1                 |
| <b>1982</b>              | 31,527                        | 38.4                    | 7.0                     | 56.7                         | 21.8                    | 12.6                 |
| <b>1983</b>              | 33,082                        | 34.7                    | 6.4                     | 51.6                         | 17.1                    | 11.8                 |
| <b>1984</b>              | 33,563                        | 30.7                    | 6.5                     | 53.7                         | 17.5                    | 11.3                 |
| <b>1985</b>              | 34,008                        | 28.5                    | 6.1                     | 51.9                         | 18.2                    | 11.8                 |
| <b>1986</b>              | 34,041                        | 26.3                    | 5.6                     | 48.8                         | 20.8                    | 11.1                 |
| <b>1987</b>              | 34,475                        | 26.2                    | 5.2                     | 42.4                         | 23.4                    | 11.2                 |
| <b>1988</b>              | 33,907                        | 25.9                    | 5.5                     | 44.4                         | 21.6                    | 10.2                 |
| <b>1989</b>              | 33,953                        | 25.1                    | 5.5                     | 40.7                         | 21.5                    | 9.8                  |
| <b>1990</b>              | 34,204                        | 23.7                    | 5.8                     | 40.7                         | 19.0                    | 9.3                  |
| <b>1991</b>              | 34,330                        | 22.3                    | 5.3                     | 30.9                         | 15.4                    | 9.4                  |
| <b>1992</b>              | 34,453                        | 20.8                    | 5.1                     | 26.5                         | 10.6                    | 9.8                  |
| <b>1993</b>              | 34,519                        | 20.7                    | 4.7                     | 22.0                         | 5.6                     | 10.8                 |
| <b>1994</b>              | 34,698                        | 20.5                    | 4.7                     | 21.1                         | 4.2                     | 11.3                 |
| <b>1995</b>              | 34,821                        | 20.9                    | 4.8                     | 20.6                         | 3.2                     | 11.4                 |
| <b>1996</b>              | 34,939                        | 20.2                    | 4.9                     | 20.3                         | 3.8                     | 11.9                 |
| <b>1997</b>              | 35,140                        | 19.8                    | 5.1                     | 18.7                         | 5.7                     | 12.9                 |
| <b>1998</b>              | 35,303                        | 20.2                    | 5.0                     | 21.5                         | 7.9                     | 13.3                 |
| <b>1999</b>              | 35,549                        | 21.2                    | 4.8                     | 21.6                         | 7.0                     | 13.4                 |
| <b>2000</b>              | 35,779                        | 22.2                    | 5.1                     | 23.5                         | 8.3                     | 12.8                 |
| <b>2001</b>              | 36,006                        | 22.5                    | 5.8                     | 22.6                         | 7.7                     | 12.9                 |
| <b>2002</b>              | 36,175                        | 22.6                    | 6.1                     | 23.7                         | 12.5                    | 13.0                 |
| <b>2003</b>              | 36,448                        | 23.6                    | 6.0                     | 23.2                         | 17.1                    | 13.4                 |
| <b>2004</b>              | 36,690                        | 24.2                    | 5.9                     | 19.5                         | 18.8                    | 13.1                 |
| <b>2005</b>              | 36,907                        | 24.6                    | 6.2                     | 20.6                         | 17.3                    | 12.2                 |
| <b>2006</b>              | 37,079                        | 23.6                    | 5.8                     | 18.3                         | 14.7                    | 11.0                 |
| <b>2007</b>              | 37,314                        | 22.4                    | 5.6                     | 19.9                         | 13.0                    | 10.4                 |
| <b>2008<sup>2/</sup></b> | 37,570                        | 20.8                    | 5.5                     | 16.6                         | 7.6                     | 9.8                  |

1/ because of the small number of vital events, the rates have been calculated by taking the average for three years in order to remove wide fluctuations in the yearly data.

2/ for the year 2008 only

Table 2.4(a) - Registered vital statistics by sex - Republic of Mauritius <sup>1/</sup>, 1989 - 2008

| Year | Live births |        |        | Deaths     |       |        | Infant deaths |      |        | Still births |      |        |
|------|-------------|--------|--------|------------|-------|--------|---------------|------|--------|--------------|------|--------|
|      | Both sexes  | Male   | Female | Both sexes | Male  | Female | Both sexes    | Male | Female | Both sexes   | Male | Female |
| 1989 | 21,822      | 11,182 | 10,640 | 7,149      | 4,141 | 3,008  | 498           | 291  | 207    | 415          | 218  | 197    |
| 1990 | 22,602      | 11,543 | 11,059 | 7,031      | 4,092 | 2,939  | 462           | 269  | 193    | 365          | 204  | 161    |
| 1991 | 22,197      | 11,354 | 10,843 | 7,027      | 4,036 | 2,991  | 413           | 241  | 172    | 400          | 212  | 188    |
| 1992 | 22,902      | 11,682 | 11,220 | 7,023      | 4,044 | 2,979  | 426           | 244  | 182    | 291          | 169  | 122    |
| 1993 | 22,329      | 11,152 | 11,177 | 7,433      | 4,252 | 3,181  | 438           | 247  | 191    | 337          | 178  | 159    |
| 1994 | 21,795      | 11,088 | 10,707 | 7,402      | 4,225 | 3,177  | 394           | 244  | 150    | 274          | 145  | 129    |
| 1995 | 20,549      | 10,319 | 10,230 | 7,465      | 4,310 | 3,155  | 404           | 228  | 176    | 299          | 165  | 134    |
| 1996 | 20,763      | 10,448 | 10,315 | 7,670      | 4,424 | 3,246  | 459           | 271  | 188    | 266          | 143  | 123    |
| 1997 | 20,012      | 10,175 | 9,837  | 7,986      | 4,646 | 3,340  | 406           | 241  | 165    | 257          | 136  | 121    |
| 1998 | 19,434      | 9,948  | 9,486  | 7,839      | 4,496 | 3,343  | 376           | 209  | 167    | 227          | 118  | 109    |
| 1999 | 20,311      | 10,407 | 9,904  | 7,944      | 4,506 | 3,438  | 396           | 229  | 167    | 226          | 113  | 113    |
| 2000 | 20,205      | 10,357 | 9,848  | 7,982      | 4,489 | 3,493  | 322           | 206  | 116    | 266          | 135  | 131    |
| 2001 | 19,696      | 9,997  | 9,699  | 7,983      | 4,448 | 3,535  | 282           | 165  | 117    | 244          | 126  | 118    |
| 2002 | 19,983      | 10,163 | 9,820  | 8,310      | 4,671 | 3,639  | 297           | 163  | 134    | 203          | 105  | 98     |
| 2003 | 19,343      | 9,881  | 9,462  | 8,520      | 4,754 | 3,766  | 250           | 133  | 117    | 220          | 121  | 99     |
| 2004 | 19,230      | 9,789  | 9,441  | 8,475      | 4,716 | 3,759  | 277           | 157  | 120    | 191          | 114  | 77     |
| 2005 | 18,820      | 9,554  | 9,266  | 8,646      | 4,863 | 3,783  | 248           | 146  | 102    | 185          | 92   | 93     |
| 2006 | 17,604      | 9,081  | 8,523  | 9,162      | 5,036 | 4,126  | 249           | 138  | 111    | 147          | 85   | 62     |
| 2007 | 17,034      | 8,676  | 8,358  | 8,498      | 4,749 | 3,749  | 261           | 138  | 123    | 172          | 100  | 72     |
| 2008 | 16,372      | 8,248  | 8,124  | 9,004      | 5,094 | 3,910  | 236           | 138  | 98     | 165          | 84   | 81     |

1/ excluding Agalega and Saint Brandon



**Table 2.4(b) - Registered vital statistics by sex - Island of Mauritius, 1989 - 2008**

| Year        | Live births   |        |        | Deaths       |       |        | Infant deaths |      |        | Still births |      |        |
|-------------|---------------|--------|--------|--------------|-------|--------|---------------|------|--------|--------------|------|--------|
|             | Both sexes    | Male   | Female | Both sexes   | Male  | Female | Both sexes    | Male | Female | Both sexes   | Male | Female |
| <b>1989</b> | <b>20,955</b> | 10,729 | 10,226 | <b>6,946</b> | 4,030 | 2,916  | <b>452</b>    | 263  | 189    | <b>399</b>   | 208  | 191    |
| <b>1990</b> | <b>21,799</b> | 11,122 | 10,677 | <b>6,854</b> | 3,984 | 2,870  | <b>434</b>    | 252  | 182    | <b>348</b>   | 191  | 157    |
| <b>1991</b> | <b>21,436</b> | 10,988 | 10,448 | <b>6,815</b> | 3,929 | 2,886  | <b>388</b>    | 230  | 158    | <b>386</b>   | 205  | 181    |
| <b>1992</b> | <b>22,170</b> | 11,310 | 10,860 | <b>6,866</b> | 3,949 | 2,917  | <b>408</b>    | 231  | 177    | <b>286</b>   | 168  | 118    |
| <b>1993</b> | <b>21,667</b> | 10,813 | 10,854 | <b>7,275</b> | 4,172 | 3,103  | <b>424</b>    | 235  | 189    | <b>333</b>   | 176  | 157    |
| <b>1994</b> | <b>21,050</b> | 10,712 | 10,338 | <b>7,234</b> | 4,126 | 3,108  | <b>379</b>    | 235  | 144    | <b>271</b>   | 144  | 127    |
| <b>1995</b> | <b>19,824</b> | 9,962  | 9,862  | <b>7,298</b> | 4,219 | 3,079  | <b>388</b>    | 220  | 168    | <b>297</b>   | 164  | 133    |
| <b>1996</b> | <b>20,049</b> | 10,112 | 9,937  | <b>7,508</b> | 4,335 | 3,173  | <b>445</b>    | 266  | 179    | <b>264</b>   | 141  | 123    |
| <b>1997</b> | <b>19,331</b> | 9,832  | 9,499  | <b>7,798</b> | 4,539 | 3,259  | <b>393</b>    | 234  | 159    | <b>253</b>   | 133  | 120    |
| <b>1998</b> | <b>18,744</b> | 9,601  | 9,143  | <b>7,651</b> | 4,384 | 3,267  | <b>364</b>    | 200  | 164    | <b>221</b>   | 117  | 104    |
| <b>1999</b> | <b>19,543</b> | 10,023 | 9,520  | <b>7,791</b> | 4,416 | 3,375  | <b>375</b>    | 221  | 154    | <b>219</b>   | 108  | 111    |
| <b>2000</b> | <b>19,398</b> | 9,946  | 9,452  | <b>7,806</b> | 4,396 | 3,410  | <b>306</b>    | 198  | 108    | <b>263</b>   | 134  | 129    |
| <b>2001</b> | <b>18,884</b> | 9,581  | 9,303  | <b>7,761</b> | 4,326 | 3,435  | <b>263</b>    | 153  | 110    | <b>234</b>   | 119  | 115    |
| <b>2002</b> | <b>19,169</b> | 9,732  | 9,437  | <b>8,081</b> | 4,555 | 3,526  | <b>278</b>    | 152  | 126    | <b>197</b>   | 103  | 94     |
| <b>2003</b> | <b>18,518</b> | 9,448  | 9,070  | <b>8,310</b> | 4,638 | 3,672  | <b>230</b>    | 127  | 103    | <b>205</b>   | 110  | 95     |
| <b>2004</b> | <b>18,285</b> | 9,318  | 8,967  | <b>8,259</b> | 4,607 | 3,652  | <b>256</b>    | 144  | 112    | <b>167</b>   | 97   | 70     |
| <b>2005</b> | <b>17,924</b> | 9,094  | 8,830  | <b>8,422</b> | 4,733 | 3,689  | <b>237</b>    | 139  | 98     | <b>173</b>   | 88   | 85     |
| <b>2006</b> | <b>16,723</b> | 8,628  | 8,095  | <b>8,917</b> | 4,902 | 4,015  | <b>225</b>    | 127  | 98     | <b>135</b>   | 79   | 56     |
| <b>2007</b> | <b>16,190</b> | 8,264  | 7,926  | <b>8,323</b> | 4,648 | 3,675  | <b>248</b>    | 130  | 118    | <b>157</b>   | 92   | 65     |
| <b>2008</b> | <b>15,590</b> | 7,852  | 7,738  | <b>8,798</b> | 4,989 | 3,809  | <b>223</b>    | 134  | 89     | <b>159</b>   | 81   | 78     |

**Table 2.4(c) - Registered vital statistics by sex - Island of Rodrigues, 1989 - 2008**

| Year        | Live births |      |        | Deaths     |      |        | Infant deaths |      |        | Still births |      |        |
|-------------|-------------|------|--------|------------|------|--------|---------------|------|--------|--------------|------|--------|
|             | Both sexes  | Male | Female | Both sexes | Male | Female | Both sexes    | Male | Female | Both sexes   | Male | Female |
| <b>1989</b> | <b>867</b>  | 453  | 414    | <b>203</b> | 111  | 92     | <b>46</b>     | 28   | 18     | <b>16</b>    | 10   | 6      |
| <b>1990</b> | <b>803</b>  | 421  | 382    | <b>177</b> | 108  | 69     | <b>28</b>     | 17   | 11     | <b>17</b>    | 13   | 4      |
| <b>1991</b> | <b>761</b>  | 366  | 395    | <b>212</b> | 107  | 105    | <b>25</b>     | 11   | 14     | <b>14</b>    | 7    | 7      |
| <b>1992</b> | <b>732</b>  | 372  | 360    | <b>157</b> | 95   | 62     | <b>18</b>     | 13   | 5      | <b>5</b>     | 1    | 4      |
| <b>1993</b> | <b>662</b>  | 339  | 323    | <b>158</b> | 80   | 78     | <b>14</b>     | 12   | 2      | <b>4</b>     | 2    | 2      |
| <b>1994</b> | <b>745</b>  | 376  | 369    | <b>168</b> | 99   | 69     | <b>15</b>     | 9    | 6      | <b>3</b>     | 1    | 2      |
| <b>1995</b> | <b>725</b>  | 357  | 368    | <b>167</b> | 91   | 76     | <b>16</b>     | 8    | 8      | <b>2</b>     | 1    | 1      |
| <b>1996</b> | <b>714</b>  | 336  | 378    | <b>162</b> | 89   | 73     | <b>14</b>     | 5    | 9      | <b>2</b>     | 2    | -      |
| <b>1997</b> | <b>681</b>  | 343  | 338    | <b>188</b> | 107  | 81     | <b>13</b>     | 7    | 6      | <b>4</b>     | 3    | 1      |
| <b>1998</b> | <b>690</b>  | 347  | 343    | <b>188</b> | 112  | 76     | <b>12</b>     | 9    | 3      | <b>6</b>     | 1    | 5      |
| <b>1999</b> | <b>768</b>  | 384  | 384    | <b>153</b> | 90   | 63     | <b>21</b>     | 8    | 13     | <b>7</b>     | 5    | 2      |
| <b>2000</b> | <b>807</b>  | 411  | 396    | <b>176</b> | 93   | 83     | <b>16</b>     | 8    | 8      | <b>3</b>     | 1    | 2      |
| <b>2001</b> | <b>812</b>  | 416  | 396    | <b>222</b> | 122  | 100    | <b>19</b>     | 12   | 7      | <b>10</b>    | 7    | 3      |
| <b>2002</b> | <b>814</b>  | 431  | 383    | <b>229</b> | 116  | 113    | <b>19</b>     | 11   | 8      | <b>6</b>     | 2    | 4      |
| <b>2003</b> | <b>825</b>  | 433  | 392    | <b>210</b> | 116  | 94     | <b>20</b>     | 6    | 14     | <b>15</b>    | 11   | 4      |
| <b>2004</b> | <b>945</b>  | 471  | 474    | <b>216</b> | 109  | 107    | <b>21</b>     | 13   | 8      | <b>24</b>    | 17   | 7      |
| <b>2005</b> | <b>896</b>  | 460  | 436    | <b>224</b> | 130  | 94     | <b>11</b>     | 7    | 4      | <b>12</b>    | 4    | 8      |
| <b>2006</b> | <b>881</b>  | 453  | 428    | <b>245</b> | 134  | 111    | <b>24</b>     | 11   | 13     | <b>12</b>    | 6    | 6      |
| <b>2007</b> | <b>844</b>  | 412  | 432    | <b>175</b> | 101  | 74     | <b>13</b>     | 8    | 5      | <b>15</b>    | 8    | 7      |
| <b>2008</b> | <b>782</b>  | 396  | 386    | <b>206</b> | 105  | 101    | <b>13</b>     | 4    | 9      | <b>6</b>     | 3    | 3      |

***SECTION 3***

***LIVE BIRTHS***

**Table 3.1 - Live births registered by month and sex - Republic of Mauritius <sup>1/</sup>, Island of Mauritius & Island of Rodrigues - 2008**

| Month     | Republic of Mauritius |       |        | Island of Mauritius |       |        | Island of Rodrigues |      |        |
|-----------|-----------------------|-------|--------|---------------------|-------|--------|---------------------|------|--------|
|           | Both sexes            | Male  | Female | Both sexes          | Male  | Female | Both sexes          | Male | Female |
| January   | 1,439                 | 725   | 714    | 1,365               | 692   | 673    | 74                  | 33   | 41     |
| February  | 1,312                 | 661   | 651    | 1,263               | 633   | 630    | 49                  | 28   | 21     |
| March     | 1,373                 | 671   | 702    | 1,303               | 635   | 668    | 70                  | 36   | 34     |
| April     | 1,390                 | 695   | 695    | 1,316               | 657   | 659    | 74                  | 38   | 36     |
| May       | 1,426                 | 717   | 709    | 1,371               | 691   | 680    | 55                  | 26   | 29     |
| June      | 1,405                 | 713   | 692    | 1,340               | 680   | 660    | 65                  | 33   | 32     |
| July      | 1,429                 | 734   | 695    | 1,381               | 712   | 669    | 48                  | 22   | 26     |
| August    | 1,416                 | 692   | 724    | 1,345               | 651   | 694    | 71                  | 41   | 30     |
| September | 1,395                 | 729   | 666    | 1,299               | 673   | 626    | 96                  | 56   | 40     |
| October   | 1,387                 | 716   | 671    | 1,330               | 691   | 639    | 57                  | 25   | 32     |
| November  | 1,209                 | 598   | 611    | 1,143               | 572   | 571    | 66                  | 26   | 40     |
| December  | 1,191                 | 597   | 594    | 1,134               | 565   | 569    | 57                  | 32   | 25     |
| Year      | 16,372                | 8,248 | 8,124  | 15,590              | 7,852 | 7,738  | 782                 | 396  | 386    |

1/ excluding Agalega & St Brandon

**Table 3.2 (a) - Live births by month of registration - Republic of Mauritius <sup>1/</sup>, 1999 - 2008**

| <b>Month</b>     | <b>1999</b>   | <b>2000</b>   | <b>2001</b>   | <b>2002</b>   | <b>2003</b>   | <b>2004</b>   | <b>2005</b>   | <b>2006</b>   | <b>2007</b>   | <b>2008</b>   |
|------------------|---------------|---------------|---------------|---------------|---------------|---------------|---------------|---------------|---------------|---------------|
| <b>January</b>   | 1,533         | 1,670         | 1,938         | 1,687         | 1,750         | 1,606         | 1,526         | 1,413         | 1,387         | 1,439         |
| <b>February</b>  | 1,303         | 1,491         | 1,487         | 1,523         | 1,501         | 1,382         | 1,456         | 1,301         | 1,040         | 1,312         |
| <b>March</b>     | 1,971         | 1,638         | 1,584         | 1,641         | 1,654         | 1,819         | 1,761         | 1,559         | 1,448         | 1,373         |
| <b>April</b>     | 1,855         | 1,563         | 1,687         | 1,758         | 1,741         | 1,678         | 1,629         | 1,488         | 1,568         | 1,390         |
| <b>May</b>       | 1,756         | 1,841         | 1,832         | 1,868         | 1,697         | 1,778         | 1,659         | 1,618         | 1,694         | 1,426         |
| <b>June</b>      | 1,821         | 1,826         | 1,637         | 1,612         | 1,659         | 1,659         | 1,598         | 1,686         | 1,527         | 1,405         |
| <b>July</b>      | 1,674         | 1,788         | 1,762         | 1,775         | 1,805         | 1,703         | 1,573         | 1,454         | 1,543         | 1,429         |
| <b>August</b>    | 1,858         | 1,765         | 1,715         | 1,655         | 1,554         | 1,647         | 1,821         | 1,590         | 1,538         | 1,416         |
| <b>September</b> | 1,810         | 1,657         | 1,477         | 1,665         | 1,673         | 1,634         | 1,582         | 1,491         | 1,420         | 1,395         |
| <b>October</b>   | 1,630         | 1,815         | 1,737         | 1,767         | 1,648         | 1,575         | 1,537         | 1,496         | 1,474         | 1,387         |
| <b>November</b>  | 1,633         | 1,662         | 1,500         | 1,509         | 1,225         | 1,413         | 1,390         | 1,369         | 1,227         | 1,209         |
| <b>December</b>  | 1,467         | 1,489         | 1,340         | 1,523         | 1,436         | 1,336         | 1,288         | 1,139         | 1,168         | 1,191         |
| <b>Year</b>      | <b>20,311</b> | <b>20,205</b> | <b>19,696</b> | <b>19,983</b> | <b>19,343</b> | <b>19,230</b> | <b>18,820</b> | <b>17,604</b> | <b>17,034</b> | <b>16,372</b> |

1/ excluding Agalega and St Brandon

**Table 3.2 (b) - Live births by month of registration - Island of Mauritius, 1999 - 2008**

| <b>Month</b>     | <b>1999</b>   | <b>2000</b>   | <b>2001</b>   | <b>2002</b>   | <b>2003</b>   | <b>2004</b>   | <b>2005</b>   | <b>2006</b>   | <b>2007</b>   | <b>2008</b>   |
|------------------|---------------|---------------|---------------|---------------|---------------|---------------|---------------|---------------|---------------|---------------|
| <b>January</b>   | 1,494         | 1,601         | 1,851         | 1,613         | 1,667         | 1,518         | 1,441         | 1,329         | 1,316         | 1,365         |
| <b>February</b>  | 1,254         | 1,442         | 1,418         | 1,469         | 1,437         | 1,319         | 1,398         | 1,241         | 982           | 1,263         |
| <b>March</b>     | 1,905         | 1,571         | 1,526         | 1,571         | 1,579         | 1,731         | 1,669         | 1,487         | 1,403         | 1,303         |
| <b>April</b>     | 1,770         | 1,496         | 1,614         | 1,685         | 1,671         | 1,590         | 1,561         | 1,437         | 1,487         | 1,316         |
| <b>May</b>       | 1,696         | 1,766         | 1,758         | 1,800         | 1,621         | 1,686         | 1,576         | 1,557         | 1,602         | 1,371         |
| <b>June</b>      | 1,738         | 1,749         | 1,591         | 1,544         | 1,576         | 1,577         | 1,513         | 1,586         | 1,451         | 1,340         |
| <b>July</b>      | 1,625         | 1,714         | 1,687         | 1,696         | 1,739         | 1,621         | 1,498         | 1,373         | 1,457         | 1,381         |
| <b>August</b>    | 1,788         | 1,707         | 1,638         | 1,577         | 1,497         | 1,570         | 1,737         | 1,497         | 1,441         | 1,345         |
| <b>September</b> | 1,739         | 1,594         | 1,421         | 1,601         | 1,601         | 1,565         | 1,507         | 1,421         | 1,359         | 1,299         |
| <b>October</b>   | 1,573         | 1,750         | 1,674         | 1,700         | 1,581         | 1,501         | 1,451         | 1,420         | 1,408         | 1,330         |
| <b>November</b>  | 1,561         | 1,604         | 1,432         | 1,444         | 1,182         | 1,338         | 1,343         | 1,298         | 1,180         | 1,143         |
| <b>December</b>  | 1,400         | 1,404         | 1,274         | 1,469         | 1,367         | 1,269         | 1,230         | 1,077         | 1,104         | 1,134         |
| <b>Year</b>      | <b>19,543</b> | <b>19,398</b> | <b>18,884</b> | <b>19,169</b> | <b>18,518</b> | <b>18,285</b> | <b>17,924</b> | <b>16,723</b> | <b>16,190</b> | <b>15,590</b> |

**Table 3.2(c) - Live births by month of registration - Island of Rodrigues, 1999 - 2008**

| <b>Month</b>     | <b>1999</b> | <b>2000</b> | <b>2001</b> | <b>2002</b> | <b>2003</b> | <b>2004</b> | <b>2005</b> | <b>2006</b> | <b>2007</b> | <b>2008</b> |
|------------------|-------------|-------------|-------------|-------------|-------------|-------------|-------------|-------------|-------------|-------------|
| <b>January</b>   | 39          | 69          | 87          | 74          | 83          | 88          | 85          | 84          | 71          | 74          |
| <b>February</b>  | 49          | 49          | 69          | 54          | 64          | 63          | 58          | 60          | 58          | 49          |
| <b>March</b>     | 66          | 67          | 58          | 70          | 75          | 88          | 92          | 72          | 45          | 70          |
| <b>April</b>     | 85          | 67          | 73          | 73          | 70          | 88          | 68          | 51          | 81          | 74          |
| <b>May</b>       | 60          | 75          | 74          | 68          | 76          | 92          | 83          | 61          | 92          | 55          |
| <b>June</b>      | 83          | 77          | 46          | 68          | 83          | 82          | 85          | 100         | 76          | 65          |
| <b>July</b>      | 49          | 74          | 75          | 79          | 66          | 82          | 75          | 81          | 86          | 48          |
| <b>August</b>    | 70          | 58          | 77          | 78          | 57          | 77          | 84          | 93          | 97          | 71          |
| <b>September</b> | 71          | 63          | 56          | 64          | 72          | 69          | 75          | 70          | 61          | 96          |
| <b>October</b>   | 57          | 65          | 63          | 67          | 67          | 74          | 86          | 76          | 66          | 57          |
| <b>November</b>  | 72          | 58          | 68          | 65          | 43          | 75          | 47          | 71          | 47          | 66          |
| <b>December</b>  | 67          | 85          | 66          | 54          | 69          | 67          | 58          | 62          | 64          | 57          |
| <b>Year</b>      | <b>768</b>  | <b>807</b>  | <b>812</b>  | <b>814</b>  | <b>825</b>  | <b>945</b>  | <b>896</b>  | <b>881</b>  | <b>844</b>  | <b>782</b>  |

**Table 3.3 - Live births registered by geographical district - Republic of Mauritius <sup>1/</sup>, 1999 - 2008**

| <b>Geographical district</b> | <b>1999</b>   | <b>2000</b>   | <b>2001</b>   | <b>2002</b>   | <b>2003</b>   | <b>2004</b>   | <b>2005</b>   | <b>2006</b>   | <b>2007</b>   | <b>2008</b>   |
|------------------------------|---------------|---------------|---------------|---------------|---------------|---------------|---------------|---------------|---------------|---------------|
| <b>Port Louis</b>            | 2,553         | 2,640         | 2,436         | 2,532         | 2,373         | 2,239         | 2,026         | 1,937         | 1,878         | 1,799         |
| <b>Pamplemousses</b>         | 2,061         | 2,028         | 2,033         | 2,095         | 1,966         | 2,071         | 2,109         | 1,973         | 1,894         | 1,853         |
| <b>Riviere du Rempart</b>    | 1,812         | 1,778         | 1,750         | 1,724         | 1,715         | 1,743         | 1,499         | 1,514         | 1,524         | 1,450         |
| <b>Flacq</b>                 | 2,370         | 2,444         | 2,354         | 2,312         | 2,222         | 2,237         | 2,165         | 1,966         | 1,899         | 1,867         |
| <b>Grand Port</b>            | 1,983         | 1,914         | 1,791         | 1,815         | 1,746         | 1,701         | 1,813         | 1,533         | 1,515         | 1,361         |
| <b>Savanne</b>               | 1,128         | 1,101         | 1,093         | 1,135         | 1,057         | 1,079         | 1,084         | 970           | 964           | 896           |
| <b>Plaines Wilhems</b>       | 5,499         | 5,236         | 5,204         | 5,275         | 5,102         | 4,897         | 4,860         | 4,558         | 4,441         | 4,293         |
| <b>Moka</b>                  | 1,131         | 1,228         | 1,123         | 1,194         | 1,164         | 1,143         | 1,130         | 1,101         | 1,010         | 948           |
| <b>Black River</b>           | 1,006         | 1,029         | 1,100         | 1,087         | 1,173         | 1,175         | 1,238         | 1,171         | 1,065         | 1,123         |
| <b>Island of Mauritius</b>   | <b>19,543</b> | <b>19,398</b> | <b>18,884</b> | <b>19,169</b> | <b>18,518</b> | <b>18,285</b> | <b>17,924</b> | <b>16,723</b> | <b>16,190</b> | <b>15,590</b> |
| <b>Island of Rodrigues</b>   | <b>768</b>    | <b>807</b>    | <b>812</b>    | <b>814</b>    | <b>825</b>    | <b>945</b>    | <b>896</b>    | <b>881</b>    | <b>844</b>    | <b>782</b>    |
| <b>Republic of Mauritius</b> | <b>20,311</b> | <b>20,205</b> | <b>19,696</b> | <b>19,983</b> | <b>19,343</b> | <b>19,230</b> | <b>18,820</b> | <b>17,604</b> | <b>17,034</b> | <b>16,372</b> |

1/ excluding Agalega and St Brandon



**Table 3.4 - Crude birth rate by geographical district - Republic of Mauritius <sup>1/</sup>, 1999 - 2008**

| <b>Geographical district</b>             | <b>1999</b> | <b>2000</b> | <b>2001</b> | <b>2002</b> | <b>2003</b> | <b>2004</b> | <b>2005</b> | <b>2006</b> | <b>2007</b> | <b>2008</b> |
|--|-------------|-------------|-------------|-------------|-------------|-------------|-------------|-------------|-------------|-------------|
| <b>Port Louis</b>                        | 18.5        | 19.0        | 18.8        | 19.5        | 18.2        | 17.2        | 15.5        | 14.9        | 14.4        | 13.9        |
| <b>Pamplemousses</b>                     | 17.6        | 17.0        | 16.3        | 16.6        | 15.3        | 16.0        | 16.1        | 14.9        | 14.1        | 13.7        |
| <b>Riviere du Rempart</b>                | 18.4        | 17.9        | 17.4        | 16.9        | 16.6        | 16.7        | 14.3        | 14.3        | 14.3        | 13.5        |
| <b>Flacq</b>                             | 19.0        | 19.5        | 18.2        | 17.7        | 16.8        | 16.7        | 16.0        | 14.4        | 13.8        | 13.5        |
| <b>Grand Port</b>                        | 18.5        | 17.7        | 16.5        | 16.6        | 15.8        | 15.3        | 16.1        | 13.5        | 13.3        | 11.9        |
| <b>Savanne</b>                           | 17.1        | 16.6        | 16.2        | 16.7        | 15.5        | 15.7        | 15.7        | 13.9        | 13.8        | 12.8        |
| <b>Plaines Wilhems</b>                   | 15.3        | 14.5        | 14.3        | 14.4        | 13.8        | 13.1        | 13.0        | 12.1        | 11.7        | 11.3        |
| <b>Moka</b>                              | 15.1        | 16.2        | 14.6        | 15.5        | 14.9        | 14.5        | 14.3        | 13.8        | 12.6        | 11.8        |
| <b>Black River</b>                       | 18.6        | 18.7        | 17.6        | 17.0        | 17.9        | 17.5        | 18.0        | 16.6        | 14.8        | 15.3        |
| <b>Island of Mauritius</b>               | <b>17.2</b> | <b>16.9</b> | <b>16.2</b> | <b>16.3</b> | <b>15.6</b> | <b>15.3</b> | <b>14.9</b> | <b>13.8</b> | <b>13.2</b> | <b>12.7</b> |
| <b>Island of Rodrigues <sup>2/</sup></b> | <b>21.7</b> | <b>22.6</b> | <b>22.6</b> | <b>22.5</b> | <b>22.6</b> | <b>25.8</b> | <b>24.3</b> | <b>23.8</b> | <b>22.6</b> | <b>20.8</b> |
| <b>Republic of Mauritius</b>             | <b>17.3</b> | <b>17.0</b> | <b>16.4</b> | <b>16.5</b> | <b>15.8</b> | <b>15.6</b> | <b>15.1</b> | <b>14.1</b> | <b>13.5</b> | <b>12.9</b> |

1/ excluding Agalega and St. Brandon

2/ rates for Rodrigues are calculated for each specific year only

**Table 3.5 - Live births registered by Municipal Council Area <sup>1/</sup> - Republic of Mauritius <sup>2/</sup>, 1999 - 2008**

| <b>Municipal Council Area (MCA)</b> | <b>1999</b>   | <b>2000</b>   | <b>2001</b>   | <b>2002</b>   | <b>2003</b>   | <b>2004</b>   | <b>2005</b>   | <b>2006</b>   | <b>2007</b>   | <b>2008</b>   |
|-------------------------------------|---------------|---------------|---------------|---------------|---------------|---------------|---------------|---------------|---------------|---------------|
| <b>Port Louis</b>                   | 2,697         | 2,835         | 2,619         | 2,701         | 2,513         | 2,413         | 2,301         | 2,184         | 2,085         | 2,022         |
| <b>Beau Bassin/Rose Hill</b>        | 1,606         | 1,478         | 1,482         | 1,509         | 1,448         | 1,470         | 1,396         | 1,308         | 1,292         | 1,262         |
| <b>Quatre-Bornes</b>                | 1,068         | 1,055         | 1,021         | 1,074         | 1,063         | 959           | 941           | 921           | 902           | 877           |
| <b>Vacoas/Phoenix</b>               | 1,625         | 1,493         | 1,485         | 1,489         | 1,487         | 1,379         | 1,437         | 1,301         | 1,277         | 1,213         |
| <b>Curepipe</b>                     | 1,144         | 1,133         | 1,161         | 1,157         | 1,069         | 1,047         | 1,040         | 977           | 911           | 910           |
| <b>Total urban</b>                  | <b>8,140</b>  | <b>7,994</b>  | <b>7,768</b>  | <b>7,930</b>  | <b>7,580</b>  | <b>7,268</b>  | <b>7,115</b>  | <b>6,691</b>  | <b>6,467</b>  | <b>6,284</b>  |
| <b>Total rural</b>                  | <b>12,171</b> | <b>12,211</b> | <b>11,928</b> | <b>12,053</b> | <b>11,763</b> | <b>11,962</b> | <b>11,705</b> | <b>10,913</b> | <b>10,567</b> | <b>10,088</b> |
| <b>Republic of Mauritius</b>        | <b>20,311</b> | <b>20,205</b> | <b>19,696</b> | <b>19,983</b> | <b>19,343</b> | <b>19,230</b> | <b>18,820</b> | <b>17,604</b> | <b>17,034</b> | <b>16,372</b> |
| <b>Percentage urban</b>             | <b>40.1</b>   | <b>39.6</b>   | <b>39.4</b>   | <b>39.7</b>   | <b>39.2</b>   | <b>37.8</b>   | <b>37.8</b>   | <b>38.0</b>   | <b>38.0</b>   | <b>38.4</b>   |

1/ Prior to 1st July 1991, figures by MCA are according to proclaimed boundaries altered in 1963 (Procl. No. 12 & 13), in 1965 (Procl. No. 23), and in 1967 (Procl. No. 2).

As from 1st July 1991, boundaries have been further enlarged (Procl. No 8 of 1990).

2/ excluding Agalega and Saint Brandon

**Table 3.6 - Live births occurred by sex - Republic of Mauritius <sup>1/</sup>, Island of Mauritius & Island of Rodrigues, 1999 - 2008**

| Year        | Republic of Mauritius |        |        | Island of Mauritius |        |        | Island of Rodrigues |      |        |
|-------------|-----------------------|--------|--------|---------------------|--------|--------|---------------------|------|--------|
|             | Both sexes            | Male   | Female | Both sexes          | Male   | Female | Both sexes          | Male | Female |
| <b>1999</b> | <b>20,399</b>         | 10,469 | 9,930  | <b>19,611</b>       | 10,076 | 9,535  | <b>788</b>          | 393  | 395    |
| <b>2000</b> | <b>20,237</b>         | 10,368 | 9,869  | <b>19,430</b>       | 9,955  | 9,475  | <b>807</b>          | 413  | 394    |
| <b>2001</b> | <b>19,504</b>         | 9,934  | 9,570  | <b>18,705</b>       | 9,521  | 9,184  | <b>799</b>          | 413  | 386    |
| <b>2002</b> | <b>19,799</b>         | 10,034 | 9,765  | <b>18,976</b>       | 9,601  | 9,375  | <b>823</b>          | 433  | 390    |
| <b>2003</b> | <b>19,165</b>         | 9,802  | 9,363  | <b>18,355</b>       | 9,381  | 8,974  | <b>810</b>          | 421  | 389    |
| <b>2004</b> | <b>19,102</b>         | 9,718  | 9,384  | <b>18,153</b>       | 9,239  | 8,914  | <b>949</b>          | 479  | 470    |
| <b>2005</b> | <b>18,578</b>         | 9,468  | 9,110  | <b>17,707</b>       | 9,023  | 8,684  | <b>871</b>          | 445  | 426    |
| <b>2006</b> | <b>17,320</b>         | 8,882  | 8,438  | <b>16,467</b>       | 8,444  | 8,023  | <b>853</b>          | 438  | 415    |
| <b>2007</b> | <b>16,894</b>         | 8,618  | 8,276  | <b>16,046</b>       | 8,207  | 7,839  | <b>848</b>          | 411  | 437    |
| <b>2008</b> | <b>16,094</b>         | 8,114  | 7,980  | <b>15,327</b>       | 7,724  | 7,603  | <b>767</b>          | 390  | 377    |

1/ excluding Agalega and St. Brandon

Table 3.7(a) - Live births occurred by month and sex - Republic of Mauritius <sup>1/</sup>, 2006 - 2008

| Month     | 2006       |       |        | 2007       |       |        | 2008       |       |        |
|-----------|------------|-------|--------|------------|-------|--------|------------|-------|--------|
|           | Both sexes | Male  | Female | Both sexes | Male  | Female | Both sexes | Male  | Female |
| January   | 1,379      | 676   | 703    | 1,424      | 738   | 686    | 1,341      | 677   | 664    |
| February  | 1,267      | 630   | 637    | 1,039      | 542   | 497    | 1,301      | 664   | 637    |
| March     | 1,508      | 819   | 689    | 1,427      | 742   | 685    | 1,349      | 656   | 693    |
| April     | 1,469      | 761   | 708    | 1,541      | 792   | 749    | 1,357      | 681   | 676    |
| May       | 1,605      | 823   | 782    | 1,674      | 859   | 815    | 1,412      | 709   | 703    |
| June      | 1,661      | 828   | 833    | 1,502      | 741   | 761    | 1,391      | 706   | 685    |
| July      | 1,430      | 739   | 691    | 1,523      | 742   | 781    | 1,418      | 726   | 692    |
| August    | 1,569      | 819   | 750    | 1,524      | 796   | 728    | 1,404      | 683   | 721    |
| September | 1,477      | 759   | 718    | 1,405      | 730   | 675    | 1,371      | 717   | 654    |
| October   | 1,485      | 761   | 724    | 1,458      | 730   | 728    | 1,374      | 711   | 663    |
| November  | 1,344      | 678   | 666    | 1,218      | 616   | 602    | 1,193      | 590   | 603    |
| December  | 1,126      | 589   | 537    | 1,159      | 590   | 569    | 1,183      | 594   | 589    |
| Year      | 17,320     | 8,882 | 8,438  | 16,894     | 8,618 | 8,276  | 16,094     | 8,114 | 7,980  |

1/ excluding Agalega & St Brandon

**Table 3.7(b) - Live births occurred by month and sex - Island of Mauritius, 2006 - 2008**

| Month     | 2006          |              |              | 2007          |              |              | 2008          |              |              |
|-----------|---------------|--------------|--------------|---------------|--------------|--------------|---------------|--------------|--------------|
|           | Both sexes    | Male         | Female       | Both sexes    | Male         | Female       | Both sexes    | Male         | Female       |
| January   | <b>1,308</b>  | 642          | 666          | <b>1,341</b>  | 702          | 639          | <b>1,272</b>  | 645          | 627          |
| February  | <b>1,207</b>  | 602          | 605          | <b>983</b>    | 519          | 464          | <b>1,254</b>  | 638          | 616          |
| March     | <b>1,437</b>  | 783          | 654          | <b>1,383</b>  | 718          | 665          | <b>1,281</b>  | 620          | 661          |
| April     | <b>1,419</b>  | 731          | 688          | <b>1,460</b>  | 749          | 711          | <b>1,285</b>  | 644          | 641          |
| May       | <b>1,545</b>  | 792          | 753          | <b>1,583</b>  | 820          | 763          | <b>1,357</b>  | 683          | 674          |
| June      | <b>1,564</b>  | 777          | 787          | <b>1,426</b>  | 704          | 722          | <b>1,327</b>  | 673          | 654          |
| July      | <b>1,353</b>  | 697          | 656          | <b>1,438</b>  | 708          | 730          | <b>1,370</b>  | 704          | 666          |
| August    | <b>1,478</b>  | 774          | 704          | <b>1,427</b>  | 743          | 684          | <b>1,335</b>  | 644          | 691          |
| September | <b>1,408</b>  | 725          | 683          | <b>1,345</b>  | 703          | 642          | <b>1,276</b>  | 661          | 615          |
| October   | <b>1,410</b>  | 725          | 685          | <b>1,393</b>  | 690          | 703          | <b>1,317</b>  | 686          | 631          |
| November  | <b>1,274</b>  | 646          | 628          | <b>1,172</b>  | 593          | 579          | <b>1,127</b>  | 564          | 563          |
| December  | <b>1,064</b>  | 550          | 514          | <b>1,095</b>  | 558          | 537          | <b>1,126</b>  | 562          | 564          |
| Year      | <b>16,467</b> | <b>8,444</b> | <b>8,023</b> | <b>16,046</b> | <b>8,207</b> | <b>7,839</b> | <b>15,327</b> | <b>7,724</b> | <b>7,603</b> |

**Table 3.7(c) - Live births occurred by month and sex - Island of Rodrigues, 2006 - 2008**

| Month     | 2006       |      |        | 2007       |      |        | 2008       |      |        |
|-----------|------------|------|--------|------------|------|--------|------------|------|--------|
|           | Both sexes | Male | Female | Both sexes | Male | Female | Both sexes | Male | Female |
| January   | 71         | 34   | 37     | 83         | 36   | 47     | 69         | 32   | 37     |
| February  | 60         | 28   | 32     | 56         | 23   | 33     | 47         | 26   | 21     |
| March     | 71         | 36   | 35     | 44         | 24   | 20     | 68         | 36   | 32     |
| April     | 50         | 30   | 20     | 81         | 43   | 38     | 72         | 37   | 35     |
| May       | 60         | 31   | 29     | 91         | 39   | 52     | 55         | 26   | 29     |
| June      | 97         | 51   | 46     | 76         | 37   | 39     | 64         | 33   | 31     |
| July      | 77         | 42   | 35     | 85         | 34   | 51     | 48         | 22   | 26     |
| August    | 91         | 45   | 46     | 97         | 53   | 44     | 69         | 39   | 30     |
| September | 69         | 34   | 35     | 60         | 27   | 33     | 95         | 56   | 39     |
| October   | 75         | 36   | 39     | 65         | 40   | 25     | 57         | 25   | 32     |
| November  | 70         | 32   | 38     | 46         | 23   | 23     | 66         | 26   | 40     |
| December  | 62         | 39   | 23     | 64         | 32   | 32     | 57         | 32   | 25     |
| Year      | 853        | 438  | 415    | 848        | 411  | 437    | 767        | 390  | 377    |

**Table 3.8(a) - Live births occurred by age of mother and live birth order - Republic of Mauritius <sup>1/</sup>, 2007 & 2008**

| Year | Age of mother  | Live birth order |              |              |            |            |              | Total         |
|------|----------------|------------------|--------------|--------------|------------|------------|--------------|---------------|
|      |                | First            | Second       | Third        | Fourth     | Fifth      | Sixth & over |               |
| 2007 | 15-19          | 1,569            | 232          | 27           | -          | -          | -            | 1,828         |
|      | 20-24          | 2,902            | 1,201        | 227          | 38         | 4          | 2            | 4,374         |
|      | 25-29          | 2,645            | 2,250        | 684          | 140        | 43         | 9            | 5,771         |
|      | 30-34          | 993              | 1,298        | 588          | 184        | 58         | 27           | 3,148         |
|      | 35-39          | 393              | 360          | 339          | 153        | 59         | 45           | 1,349         |
|      | 40-44          | 115              | 96           | 87           | 42         | 29         | 35           | 404           |
|      | 45-49          | 5                | 2            | 4            | 4          | 2          | 3            | 20            |
|      | <b>15 - 49</b> | <b>8,622</b>     | <b>5,439</b> | <b>1,956</b> | <b>561</b> | <b>195</b> | <b>121</b>   | <b>16,894</b> |
| 2008 | 15-19          | 1,573            | 214          | 10           | 3          | -          | -            | 1,800         |
|      | 20-24          | 2,712            | 1,102        | 229          | 46         | 6          | -            | 4,095         |
|      | 25-29          | 2,587            | 1,975        | 622          | 143        | 26         | 11           | 5,364         |
|      | 30-34          | 1,097            | 1,242        | 622          | 177        | 55         | 19           | 3,212         |
|      | 35-39          | 378              | 357          | 315          | 113        | 47         | 34           | 1,244         |
|      | 40-44          | 112              | 73           | 88           | 47         | 10         | 33           | 363           |
|      | 45-49          | 6                | 2            | 3            | 3          | 1          | 1            | 16            |
|      | <b>15 - 49</b> | <b>8,465</b>     | <b>4,965</b> | <b>1,889</b> | <b>532</b> | <b>145</b> | <b>98</b>    | <b>16,094</b> |

1/ excluding Agalega and St Brandon

Note: Live births occurring to mothers less than 15 years have been included in the age group (15-19) whilst those occurring to mothers aged 50 years and above in the age group (45-49). Births for age "Not stated" and birth order "Not stated" have been prorated. Consequently, the number of births occurred by birth order for the Island of Mauritius and Island of Rodrigues may not exactly add up to that for the Republic of Mauritius

**Table 3.8(b) - Live births occurred by age of mother and live birth order - Island of Mauritius, 2007 & 2008**

| Year        | Age of mother  | Live birth order |              |              |            |            |              | Total         |
|-------------|----------------|------------------|--------------|--------------|------------|------------|--------------|---------------|
|             |                | First            | Second       | Third        | Fourth     | Fifth      | Sixth & over |               |
| <b>2007</b> | <b>15-19</b>   | 1,465            | 213          | 23           | -          | -          | -            | <b>1,701</b>  |
|             | <b>20-24</b>   | 2,790            | 1,147        | 214          | 35         | 2          | 2            | <b>4,190</b>  |
|             | <b>25-29</b>   | 2,549            | 2,159        | 634          | 130        | 41         | 9            | <b>5,522</b>  |
|             | <b>30-34</b>   | 959              | 1,243        | 544          | 161        | 54         | 23           | <b>2,984</b>  |
|             | <b>35-39</b>   | 385              | 343          | 319          | 134        | 47         | 32           | <b>1,260</b>  |
|             | <b>40-44</b>   | 110              | 93           | 81           | 37         | 22         | 29           | <b>372</b>    |
|             | <b>45-49</b>   | 5                | 2            | 3            | 4          | 2          | 1            | <b>17</b>     |
|             | <b>15 - 49</b> | <b>8,263</b>     | <b>5,200</b> | <b>1,818</b> | <b>501</b> | <b>168</b> | <b>96</b>    | <b>16,046</b> |
| <b>2008</b> | <b>15-19</b>   | 1,469            | 203          | 10           | 3          | -          | -            | <b>1,685</b>  |
|             | <b>20-24</b>   | 2,601            | 1,043        | 226          | 43         | 6          | -            | <b>3,919</b>  |
|             | <b>25-29</b>   | 2,480            | 1,892        | 585          | 131        | 22         | 10           | <b>5,120</b>  |
|             | <b>30-34</b>   | 1,047            | 1,204        | 600          | 159        | 44         | 18           | <b>3,072</b>  |
|             | <b>35-39</b>   | 364              | 345          | 295          | 104        | 40         | 29           | <b>1,177</b>  |
|             | <b>40-44</b>   | 108              | 66           | 85           | 46         | 7          | 26           | <b>338</b>    |
|             | <b>45-49</b>   | 6                | 2            | 3            | 3          | 1          | 1            | <b>16</b>     |
|             | <b>15 - 49</b> | <b>8,075</b>     | <b>4,755</b> | <b>1,804</b> | <b>489</b> | <b>120</b> | <b>84</b>    | <b>15,327</b> |

Note: Live births occurring to mothers less than 15 years have been included in the age group (15 -19) whilst those occurring to mothers aged 50 years and above in the age group (45 - 49). Births for age "Not stated" and birth order "Not stated" have been prorated.



**Table 3.8(c) - Live births occurred by age of mother and live birth order - Island of Rodrigues, 2007 & 2008**

| Year | Age of mother  | Live birth order |            |            |           |           |              | Total      |
|------|----------------|------------------|------------|------------|-----------|-----------|--------------|------------|
|      |                | First            | Second     | Third      | Fourth    | Fifth     | Sixth & over |            |
| 2007 | 15-19          | 108              | 19         | 4          | -         | -         | -            | 131        |
|      | 20-24          | 109              | 54         | 13         | 2         | 2         | -            | 180        |
|      | 25-29          | 91               | 89         | 51         | 10        | 3         | -            | 244        |
|      | 30-34          | 31               | 53         | 46         | 25        | 5         | 4            | 164        |
|      | 35-39          | 6                | 16         | 21         | 21        | 14        | 14           | 92         |
|      | 40-44          | 6                | 2          | 6          | 6         | 8         | 5            | 33         |
|      | 45-49          | -                | -          | 1          | -         | -         | 3            | 4          |
|      | <b>15 - 49</b> | <b>351</b>       | <b>233</b> | <b>142</b> | <b>64</b> | <b>32</b> | <b>26</b>    | <b>848</b> |
| 2008 | 15-19          | 108              | 10         | -          | -         | -         | -            | 118        |
|      | 20-24          | 110              | 60         | 2          | 2         | -         | -            | 174        |
|      | 25-29          | 106              | 81         | 38         | 12        | 5         | 1            | 243        |
|      | 30-34          | 51               | 36         | 21         | 19        | 11        | 1            | 139        |
|      | 35-39          | 14               | 11         | 20         | 9         | 7         | 6            | 67         |
|      | 40-44          | 3                | 8          | 4          | 1         | 3         | 7            | 26         |
|      | 45-49          | -                | -          | -          | -         | -         | -            | -          |
|      | <b>15 - 49</b> | <b>392</b>       | <b>206</b> | <b>85</b>  | <b>43</b> | <b>26</b> | <b>15</b>    | <b>767</b> |

Note: Live births occurring to mothers less than 15 years have been included in the age group (15 -19) whilst those occurring to mothers aged 50 years and above in the age group (45 - 49). Births for age "Not stated" and birth order "Not stated" have been prorated.

Table 3.9(a) - Age specific fertility rates <sup>1/</sup> by age of mother and live birth order - Republic of Mauritius <sup>2/</sup>, 1990 & 2000

| Year   | Age of mother  | Live birth order |             |             |            |            |              | Total        |
|--|----------------|------------------|-------------|-------------|------------|------------|--------------|--------------|
|  |                | First            | Second      | Third       | Fourth     | Fifth      | Sixth & over |              |
| <b>1</b><br><b>9</b><br><b>9</b><br><b>0</b><br><b>0</b> | <b>15 - 19</b> | 37.9             | 6.7         | 0.6*        | -          | -          | -            | <b>45.2</b>  |
|  | <b>20 - 24</b> | 87.9             | 47.6        | 9.6         | 1.8        | 0.3*       | -            | <b>147.2</b> |
|  | <b>25 - 29</b> | 50.7             | 51.8        | 24.8        | 7.9        | 2.2        | 0.7          | <b>138.1</b> |
|  | <b>30 - 34</b> | 15.6             | 26.3        | 21.3        | 10.1       | 4.2        | 2.9          | <b>80.4</b>  |
|  | <b>35 - 39</b> | 5.7              | 7.7         | 10.2        | 7.2        | 3.6        | 4.7          | <b>39.1</b>  |
|  | <b>40 - 44</b> | 1.6              | 1.8         | 2.3         | 1.3        | 1.6        | 2.8          | <b>11.4</b>  |
|  | <b>45 - 49</b> | 0.3*             | -           | 0.2*        | 0.4*       | 0.3*       | 0.6*         | <b>1.8</b>   |
| <b>G.F.R</b>   | <b>15 - 49</b> | <b>34.1</b>      | <b>24.1</b> | <b>11.3</b> | <b>4.5</b> | <b>1.8</b> | <b>1.6</b>   | <b>77.4</b>  |
| <b>2</b><br><b>0</b><br><b>0</b><br><b>0</b>             | <b>15 - 19</b> | 33.0             | 5.5         | 0.4*        | -          | -          | -            | <b>38.9</b>  |
|  | <b>20 - 24</b> | 75.9             | 38.3        | 6.2         | 1.0        | 0.1*       | -            | <b>121.5</b> |
|  | <b>25 - 29</b> | 43.2             | 54.7        | 17.4        | 4.2        | 0.7        | 0.2*         | <b>120.4</b> |
|  | <b>30 - 34</b> | 15.7             | 31.1        | 18.9        | 6.2        | 1.9        | 1.3          | <b>75.1</b>  |
|  | <b>35 - 39</b> | 6.3              | 11.1        | 8.8         | 4.5        | 1.7        | 1.8          | <b>34.2</b>  |
|  | <b>40 - 44</b> | 1.3              | 2.0         | 1.8         | 1.5        | 0.7        | 0.8          | <b>8.1</b>   |
|  | <b>45 - 49</b> | 0.1*             | 0.1*        | 0.1*        | 0.1*       | -          | 0.2*         | <b>0.6*</b>  |
| <b>G.F.R</b>   | <b>15 - 49</b> | <b>27.0</b>      | <b>21.3</b> | <b>7.9</b>  | <b>2.5</b> | <b>0.8</b> | <b>0.6</b>   | <b>60.1</b>  |

1/ in calculating the rates, live births occurring to mothers aged less than 15 years have been included in the age group (15-19) whilst those occurring to mothers aged 50 years and above in the age group (45-49). Births for age "Not stated" and birth order "Not stated" have been prorated.

2/ excluding Agalega and St Brandon

\* rates based on a small number of events (<30)

Table 3.9(b) - Age specific fertility rates <sup>1/</sup> by age of mother and live birth order, Island of Mauritius, 1990 & 2000

| Year   | Age of mother  | Live birth order |             |             |            |            |              | Total        |
|--|----------------|------------------|-------------|-------------|------------|------------|--------------|--------------|
|  |                | First            | Second      | Third       | Fourth     | Fifth      | Sixth & over |              |
| <b>1</b><br><b>9</b><br><b>9</b><br><b>0</b><br><b>0</b> | <b>15 - 19</b> | 37.0             | 6.5         | 0.6*        | -          | -          | -            | <b>44.1</b>  |
|  | <b>20 - 24</b> | 88.0             | 47.5        | 9.4         | 1.7        | 0.3*       | -            | <b>146.9</b> |
|  | <b>25 - 29</b> | 51.2             | 52.1        | 24.5        | 7.4        | 1.9        | 0.6          | <b>137.7</b> |
|  | <b>30 - 34</b> | 15.7             | 26.6        | 21.3        | 10.0       | 3.7        | 2.5          | <b>79.8</b>  |
|  | <b>35 - 39</b> | 5.7              | 7.9         | 10.2        | 7.0        | 3.5        | 4.1          | <b>38.4</b>  |
|  | <b>40 - 44</b> | 1.5              | 1.8         | 2.3         | 1.2        | 1.6        | 2.3          | <b>10.7</b>  |
|  | <b>45 - 49</b> | 0.3*             | -           | 0.1*        | 0.4*       | 0.2*       | 0.4*         | <b>1.4</b>   |
| <b>G.F.R</b>   | <b>15 - 49</b> | <b>34.0</b>      | <b>24.2</b> | <b>11.2</b> | <b>4.3</b> | <b>1.6</b> | <b>1.4</b>   | <b>76.7</b>  |
| <b>2</b><br><b>0</b><br><b>0</b><br><b>0</b>             | <b>15 - 19</b> | 32.0             | 5.2         | 0.5         | -          | -          | -            | <b>37.7</b>  |
|  | <b>20 - 24</b> | 75.9             | 38.4        | 6.3         | 0.9        | 0.1*       | -            | <b>121.6</b> |
|  | <b>25 - 29</b> | 43.4             | 54.3        | 17.0        | 4.0        | 0.7        | 0.2*         | <b>119.6</b> |
|  | <b>30 - 34</b> | 15.8             | 31.3        | 18.5        | 5.9        | 1.8        | 1.1          | <b>74.4</b>  |
|  | <b>35 - 39</b> | 6.4              | 11.1        | 8.7         | 4.2        | 1.5        | 1.5          | <b>33.4</b>  |
|  | <b>40 - 44</b> | 1.3              | 2.0         | 1.7         | 1.4        | 0.6        | 0.5          | <b>7.5</b>   |
|  | <b>45 - 49</b> | 0.2*             | 0.1*        | 0.1*        | 0.1*       | -          | 0.1*         | <b>0.6*</b>  |
| <b>G.F.R</b>   | <b>15 - 49</b> | <b>26.8</b>      | <b>21.3</b> | <b>7.7</b>  | <b>2.4</b> | <b>0.7</b> | <b>0.5</b>   | <b>59.4</b>  |

1/ in calculating the rates, live births occurring to mothers aged less than 15 years have been included in the age group (15-19) whilst those occurring to mothers aged 50 years and above in the age group (45-49). Births for age "Not stated" and birth order "Not stated" have been prorated.

\* rates based on a small number of events (<30)

Table 3.9(c) - Age specific fertility rates <sup>1/</sup> by age of mother and live birth order - Island of Rodrigues, 1990 & 2000

| Year         | Age of mother  | Live birth order |             |             |            |            |              | Total        |
|--------------|----------------|------------------|-------------|-------------|------------|------------|--------------|--------------|
|              |                | First            | Second      | Third       | Fourth     | Fifth      | Sixth & over |              |
| <b>1990</b>  | <b>15 - 19</b> | 62.3             | 11.4        | 1.5*        | -          | -          | -            | <b>75.2</b>  |
|              | <b>20 - 24</b> | 75.4             | 48.4        | 21.4        | 5.4*       | 1.5*       | -            | <b>152.2</b> |
|              | <b>25 - 29</b> | 22.8             | 46.6        | 37.2        | 24.8       | 12.6       | 6.3*         | <b>150.3</b> |
|              | <b>30 - 34</b> | 6.5*             | 15.2        | 19.5        | 18.9       | 23.9       | 26.7         | <b>110.7</b> |
|              | <b>35 - 39</b> | 4.7*             | 4.7*        | 8.9*        | 13.6       | 11.5       | 51.1         | <b>94.5</b>  |
|              | <b>40 - 44</b> | 4.2*             | 2.1*        | 3.8*        | 2.2*       | 4.2*       | 30.3         | <b>46.8</b>  |
|              | <b>45 - 49</b> | -                | -           | 0.5*        | 0.9*       | 2.4*       | 4.8*         | <b>8.6</b>   |
| <b>G.F.R</b> | <b>15 - 49</b> | <b>35.3</b>      | <b>22.5</b> | <b>14.4</b> | <b>9.2</b> | <b>7.2</b> | <b>12.4</b>  | <b>101.0</b> |
| <b>2000</b>  | <b>15 - 19</b> | 53.2             | 11.4*       | 0.4*        | -          | -          | -            | <b>65.0</b>  |
|              | <b>20 - 24</b> | 76.0             | 35.7        | 3.9*        | 1.7*       | -          | -            | <b>117.3</b> |
|              | <b>25 - 29</b> | 38.1             | 66.8        | 30.9        | 8.6*       | 1.4*       | -            | <b>145.8</b> |
|              | <b>30 - 34</b> | 12.1*            | 21.7*       | 37.8        | 20.1*      | 4.8*       | 6.4*         | <b>102.9</b> |
|              | <b>35 - 39</b> | 2.5*             | 10.2*       | 12.8*       | 19.6*      | 7.7*       | 14.5*        | <b>67.3</b>  |
|              | <b>40 - 44</b> | 1.0*             | 2.9*        | 5.8*        | 4.8*       | 4.8*       | 14.4*        | <b>33.7</b>  |
|              | <b>45 - 49</b> | -                | -           | -           | -          | -          | 4.1*         | <b>4.1*</b>  |
| <b>G.F.R</b> | <b>15 - 49</b> | <b>34.1</b>      | <b>23.3</b> | <b>12.3</b> | <b>7.0</b> | <b>2.3</b> | <b>4.5</b>   | <b>83.5</b>  |

1/ in calculating the rates, live births occurring to mothers aged less than 15 years have been included in the age group (15-19) whilst those occurring to mothers aged 50 years and above in the age group (45-49). Births for age "Not stated" and birth order "Not stated" have been prorated.

\* rates based on a small number of events (<30)

**Table 3.10(a) - Age specific fertility rates <sup>1/</sup> by age of mother and live birth order - Republic of Mauritius <sup>2/</sup>, 2007 & 2008**

| Year         | Age of mother  | Live birth order |             |            |            |            |              | Total        |
|--------------|----------------|------------------|-------------|------------|------------|------------|--------------|--------------|
|              |                | First            | Second      | Third      | Fourth     | Fifth      | Sixth & over |              |
| <b>2007</b>  | <b>15 - 19</b> | 30.4             | 4.5         | 0.5*       | 0.0*       | 0.0*       | 0.0*         | <b>35.4</b>  |
|              | <b>20 - 24</b> | 62.6             | 25.9        | 4.9        | 0.8        | 0.1*       | 0.0*         | <b>94.3</b>  |
|              | <b>25 - 29</b> | 46.6             | 39.6        | 12.1       | 2.5        | 0.7        | 0.2*         | <b>101.7</b> |
|              | <b>30 - 34</b> | 20.2             | 26.4        | 12.0       | 3.7        | 1.2        | 0.5*         | <b>64.0</b>  |
|              | <b>35 - 39</b> | 8.3              | 7.6         | 7.2        | 3.3        | 1.3        | 1.0          | <b>28.7</b>  |
|              | <b>40 - 44</b> | 2.3              | 1.9         | 1.7        | 0.8        | 0.6*       | 0.7          | <b>8.0</b>   |
|              | <b>45 - 49</b> | 0.1*             | 0.0*        | 0.1*       | 0.1*       | 0.0*       | 0.1*         | <b>0.4*</b>  |
| <b>G.F.R</b> | <b>15 - 49</b> | <b>24.8</b>      | <b>15.7</b> | <b>5.6</b> | <b>1.6</b> | <b>0.6</b> | <b>0.3</b>   | <b>48.6</b>  |
| <b>2008</b>  | <b>15 - 19</b> | 29.6             | 4.0         | 0.2*       | 0.1*       | 0.0*       | 0.0*         | <b>33.9</b>  |
|              | <b>20 - 24</b> | 58.7             | 23.9        | 5.0        | 1.0        | 0.1*       | 0.0*         | <b>88.7</b>  |
|              | <b>25 - 29</b> | 46.9             | 35.8        | 11.3       | 2.6        | 0.5        | 0.2*         | <b>97.3</b>  |
|              | <b>30 - 34</b> | 21.1             | 23.9        | 12.0       | 3.4        | 1.0        | 0.4*         | <b>61.8</b>  |
|              | <b>35 - 39</b> | 8.3              | 7.9         | 6.9        | 2.5        | 1.0        | 0.8          | <b>27.4</b>  |
|              | <b>40 - 44</b> | 2.2              | 1.4         | 1.7        | 0.9        | 0.2*       | 0.7          | <b>7.1</b>   |
|              | <b>45 - 49</b> | 0.1*             | 0.0*        | 0.1*       | 0.1*       | 0.0*       | 0.0*         | <b>0.3*</b>  |
| <b>G.F.R</b> | <b>15 - 49</b> | <b>24.2</b>      | <b>14.2</b> | <b>5.4</b> | <b>1.5</b> | <b>0.4</b> | <b>0.3</b>   | <b>46.0</b>  |

1/ in calculating the rates, live births occurring to mothers less than 15 years have been included in the age group (15-19) whilst those occurring to mothers aged 50 years and above in the age group (45 - 49). Births for age "Not stated" and birth order "Not stated" have been prorated.

2/ excluding Agalega and St Brandon

\* rates based on a small number of events (<30)

Table 3.10(b) - Age specific fertility rates <sup>1/</sup> by age of mother and live birth order - Island of Mauritius, 2007 & 2008

| Year         | Age of mother  | Live birth order |             |            |            |            |              | Total       |
|--------------|----------------|------------------|-------------|------------|------------|------------|--------------|-------------|
|              |                | First            | Second      | Third      | Fourth     | Fifth      | Sixth & over |             |
| 2007         | 15 - 19        | 29.4             | 4.3         | 0.5*       | 0.0*       | 0.0*       | 0.0*         | 34.2        |
|              | 20 - 24        | 62.8             | 25.8        | 4.8        | 0.8        | 0.0*       | 0.0*         | 94.2        |
|              | 25 - 29        | 46.3             | 39.3        | 11.5       | 2.4        | 0.7        | 0.2*         | 100.4       |
|              | 30 - 34        | 20.0             | 25.9        | 11.3       | 3.3        | 1.1        | 0.5*         | 62.1        |
|              | 35 - 39        | 8.4              | 7.4         | 6.9        | 2.9        | 1.0        | 0.7          | 27.3        |
|              | 40 - 44        | 2.2              | 1.9         | 1.6        | 0.8        | 0.4*       | 0.6*         | 7.5         |
|              | 45 - 49        | 0.2*             | 0.0*        | 0.1*       | 0.1*       | 0.0*       | 0.0*         | 0.4*        |
| <b>G.F.R</b> | <b>15 - 49</b> | <b>24.4</b>      | <b>15.4</b> | <b>5.4</b> | <b>1.5</b> | <b>0.5</b> | <b>0.3</b>   | <b>47.5</b> |
| 2008         | 15 - 19        | 28.7             | 4.0         | 0.2*       | 0.0*       | 0.0*       | 0.0*         | 32.9        |
|              | 20 - 24        | 58.7             | 23.5        | 5.1        | 1.0        | 0.1*       | 0.0*         | 88.4        |
|              | 25 - 29        | 46.5             | 35.5        | 11.0       | 2.5        | 0.4*       | 0.2*         | 96.1        |
|              | 30 - 34        | 20.6             | 23.7        | 11.8       | 3.1        | 0.9        | 0.4*         | 60.5        |
|              | 35 - 39        | 8.2              | 7.8         | 6.6        | 2.3        | 0.9        | 0.7*         | 26.5        |
|              | 40 - 44        | 2.2              | 1.3         | 1.7        | 0.9        | 0.2*       | 0.5*         | 6.8         |
|              | 45 - 49        | 0.1*             | 0.0*        | 0.1*       | 0.1*       | 0.0*       | 0.0*         | 0.3*        |
| <b>G.F.R</b> | <b>15 - 49</b> | <b>23.8</b>      | <b>14.0</b> | <b>5.3</b> | <b>1.4</b> | <b>0.4</b> | <b>0.2</b>   | <b>45.1</b> |

1/ in calculating the rates, live births occurring to mothers less than 15 years have been included in the age group (15-19) whilst those occurring to mothers aged 50 years and above in the age group (45 - 49). Births for age "Not stated" and birth order "Not stated" have been prorated.

\* rates based on a small number of events (<30)

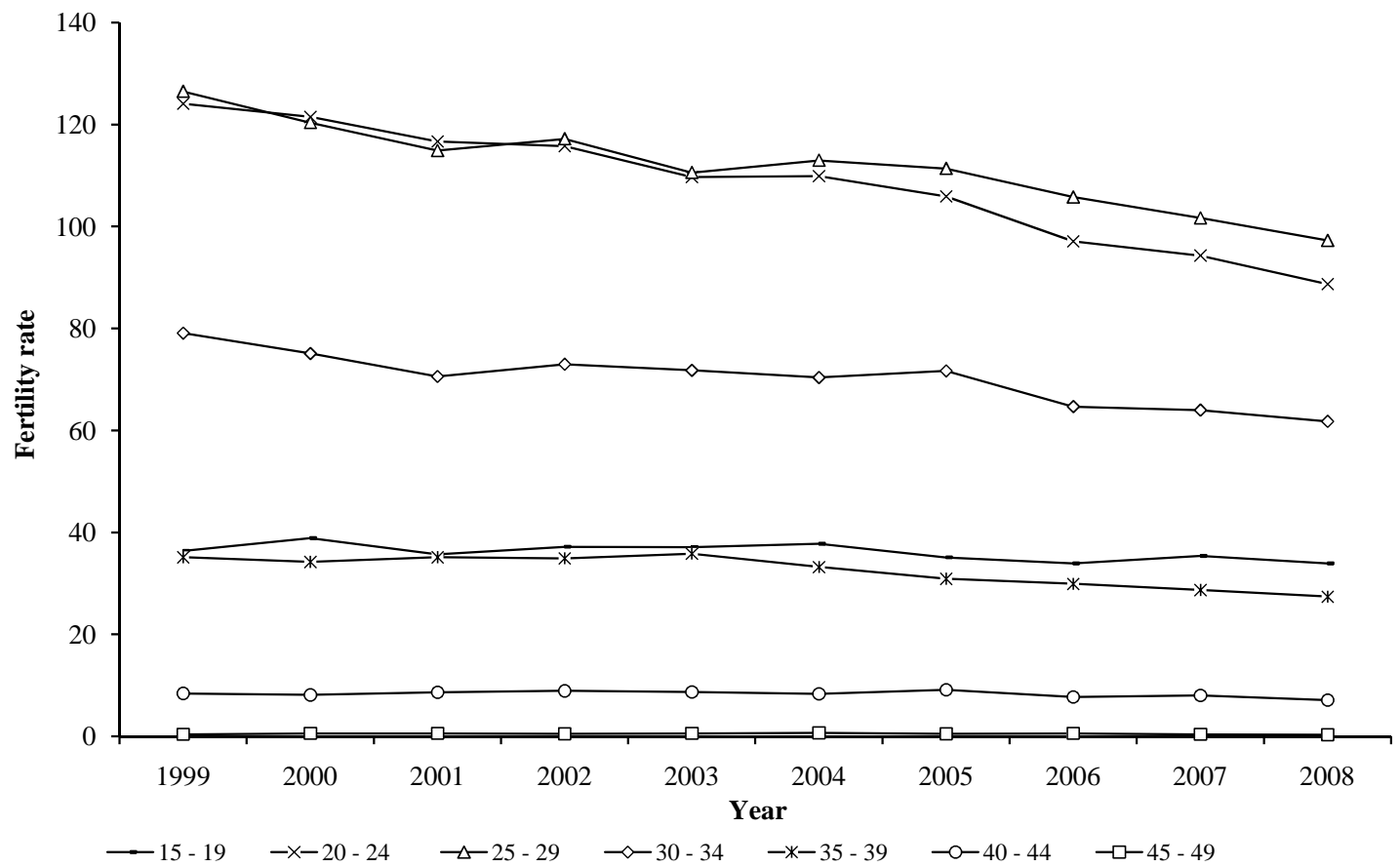
**Table 3.11 - Age-specific fertility rates <sup>1/</sup> by age of mother - Republic of Mauritius <sup>2/</sup> and Island of Mauritius, 1999 - 2008**

| Age group                    | 1999        | 2000        | 2001        | 2002        | 2003        | 2004        | 2005        | 2006        | 2007        | 2008        |
|------------------------------|-------------|-------------|-------------|-------------|-------------|-------------|-------------|-------------|-------------|-------------|
| <b>Republic of Mauritius</b> |             |             |             |             |             |             |             |             |             |             |
| 15 - 19                      | 36.4        | 38.9        | 35.7        | 37.2        | 37.1        | 37.8        | 35.1        | 33.9        | 35.4        | 33.9        |
| 20 - 24                      | 124.1       | 121.5       | 116.7       | 115.8       | 109.7       | 109.9       | 105.9       | 97.1        | 94.3        | 88.7        |
| 25 - 29                      | 126.5       | 120.4       | 114.9       | 117.2       | 110.6       | 113.0       | 111.4       | 105.8       | 101.7       | 97.3        |
| 30 - 34                      | 79.1        | 75.1        | 70.6        | 73.0        | 71.8        | 70.4        | 71.7        | 64.7        | 64.0        | 61.8        |
| 35 - 39                      | 35.1        | 34.2        | 35.1        | 34.9        | 35.8        | 33.2        | 30.9        | 29.9        | 28.7        | 27.4        |
| 40 - 44                      | 8.4         | 8.1         | 8.6         | 8.9         | 8.7         | 8.3         | 9.1         | 7.7         | 8.0         | 7.1         |
| 45 - 49                      | 0.4         | 0.6         | 0.6         | 0.5         | 0.6         | 0.7         | 0.5         | 0.6         | 0.4         | 0.3         |
| <b>15 - 49</b>               | <b>61.4</b> | <b>60.1</b> | <b>57.8</b> | <b>58.8</b> | <b>56.3</b> | <b>55.8</b> | <b>53.9</b> | <b>50.0</b> | <b>48.6</b> | <b>46.0</b> |
| <b>Island of Mauritius</b>   |             |             |             |             |             |             |             |             |             |             |
| 15 - 19                      | 35.4        | 37.7        | 34.2        | 36.2        | 35.8        | 35.9        | 33.5        | 32.4        | 34.2        | 32.9        |
| 20 - 24                      | 125.2       | 121.6       | 116.5       | 114.9       | 109.7       | 109.0       | 105.4       | 96.6        | 94.2        | 88.4        |
| 25 - 29                      | 126.2       | 119.6       | 114.4       | 116.9       | 109.9       | 111.8       | 110.6       | 104.3       | 100.4       | 96.1        |
| 30 - 34                      | 78.2        | 74.4        | 69.8        | 72.2        | 70.7        | 69.0        | 69.9        | 63.5        | 62.1        | 60.5        |
| 35 - 39                      | 34.5        | 33.4        | 34.1        | 33.9        | 34.9        | 31.8        | 30.1        | 28.7        | 27.4        | 26.5        |
| 40 - 44                      | 7.9         | 7.5         | 8.3         | 8.7         | 8.2         | 7.9         | 8.8         | 7.4         | 7.5         | 6.8         |
| 45 - 49                      | 0.3         | 0.6         | 0.6         | 0.5         | 0.6         | 0.6         | 0.4         | 0.6         | 0.4         | 0.3         |
| <b>15 - 49</b>               | <b>60.8</b> | <b>59.4</b> | <b>57.1</b> | <b>57.7</b> | <b>55.5</b> | <b>54.6</b> | <b>52.9</b> | <b>48.9</b> | <b>47.5</b> | <b>45.1</b> |

1/ In calculating the rates, live births occurred to mothers less than 15 years have been included in the age group (15-19) whilst those occurring to mothers aged 50 years and over in the age group (45-49). Births for age "Not stated" and birth order "Not stated" have been prorated.

2/ excluding Agalega and St Brandon

Figure 5 - Age specific fertility rates - Republic of Mauritius, 1999 - 2008





**Table 3.12 - Fertility rates - Republic of Mauritius <sup>1/</sup> and Island of Mauritius, 1999 - 2008**

| <b>Fertility rates</b>         | <b>1999</b> | <b>2000</b> | <b>2001</b> | <b>2002</b> | <b>2003</b> | <b>2004</b> | <b>2005</b> | <b>2006</b> | <b>2007</b> | <b>2008</b> |
|--------------------------------|-------------|-------------|-------------|-------------|-------------|-------------|-------------|-------------|-------------|-------------|
| <b>Republic of Mauritius</b>   |             |             |             |             |             |             |             |             |             |             |
| <b>Crude birth rate</b>        | 17.3        | 17.0        | 16.4        | 16.5        | 15.8        | 15.6        | 15.1        | 14.1        | 13.5        | 12.9        |
| <b>General fertility rate</b>  | 61.42       | 60.13       | 57.79       | 58.47       | 56.30       | 55.78       | 53.95       | 49.98       | 48.58       | 46.01       |
| <b>Total fertility rate</b>    | 2.05        | 1.99        | 1.91        | 1.94        | 1.87        | 1.87        | 1.82        | 1.70        | 1.66        | 1.58        |
| <b>Gross reproduction rate</b> | 1.00        | 0.97        | 0.94        | 0.96        | 0.91        | 0.92        | 0.90        | 0.83        | 0.81        | 0.79        |
| <b>Net reproduction rate</b>   | 0.96        | 0.94        | 0.92        | 0.93        | 0.89        | 0.89        | 0.87        | 0.81        | 0.79        | 0.77        |
| <b>Island of Mauritius</b>     |             |             |             |             |             |             |             |             |             |             |
| <b>Crude birth rate</b>        | 17.2        | 16.9        | 16.2        | 16.3        | 15.6        | 15.3        | 14.9        | 13.8        | 13.2        | 12.7        |
| <b>General fertility rate</b>  | 60.84       | 59.44       | 57.06       | 57.69       | 55.51       | 54.58       | 52.92       | 48.90       | 47.48       | 45.08       |
| <b>Total fertility rate</b>    | 2.04        | 1.97        | 1.89        | 1.92        | 1.85        | 1.83        | 1.79        | 1.67        | 1.63        | 1.56        |
| <b>Gross reproduction rate</b> | 0.99        | 0.96        | 0.93        | 0.95        | 0.90        | 0.90        | 0.88        | 0.81        | 0.80        | 0.77        |
| <b>Net reproduction rate</b>   | 0.96        | 0.93        | 0.91        | 0.92        | 0.88        | 0.88        | 0.86        | 0.79        | 0.78        | 0.75        |

<sup>1/</sup> excluding Agalega and St Brandon

Figure 6 - Selected fertility rates - Republic of Mauritius, 1999 - 2008

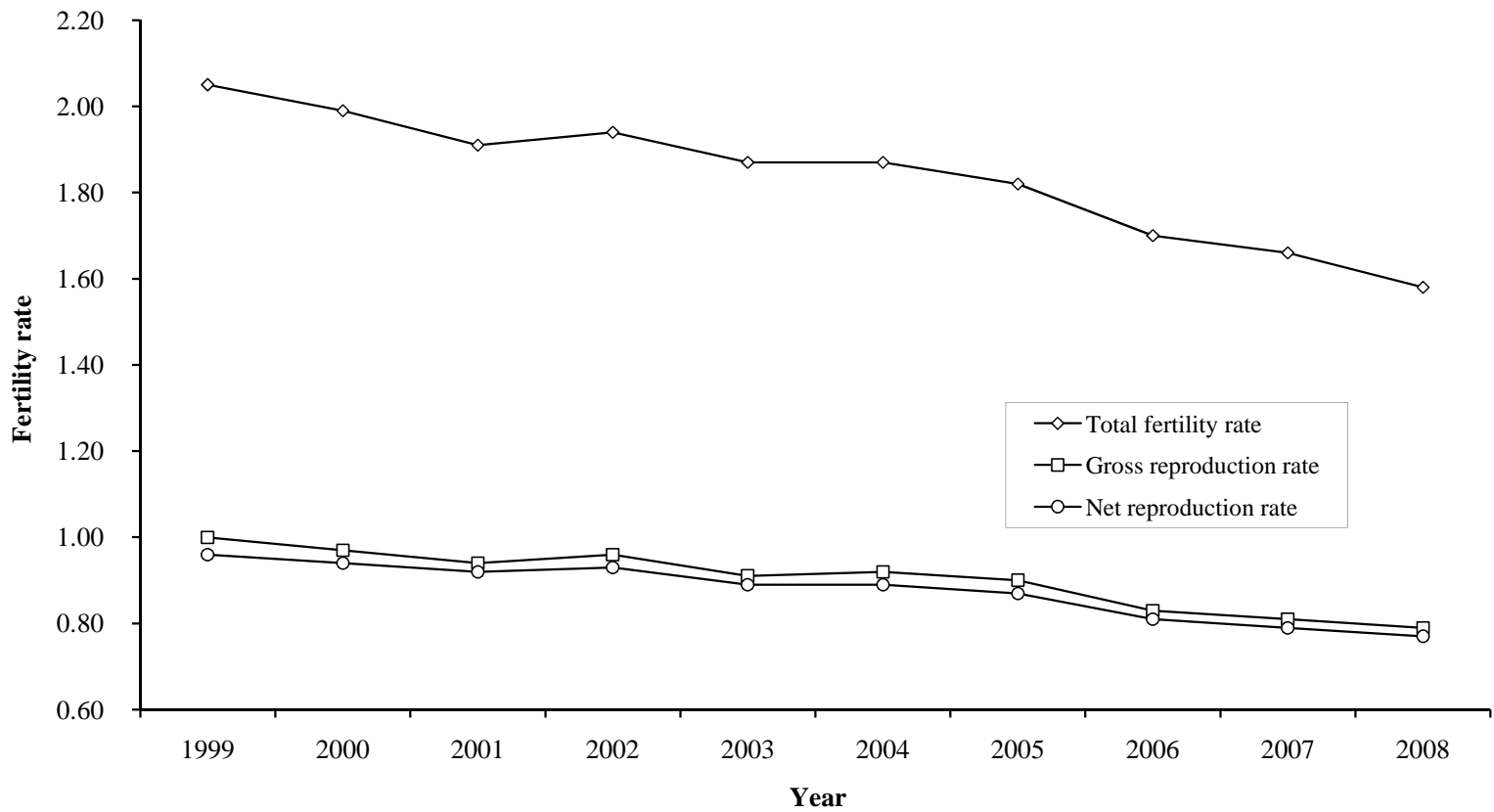


Table 3.13 - Fertility rates <sup>1/</sup> - Island of Rodrigues, 1994 to 2008

|  | 1994  | 1995  | 1996  | 1997  | 1998  | 1999  | 2000 <sup>2/</sup> | 2001  | 2002  | 2003  | 2004  | 2005  | 2006  | 2007 <sup>3/</sup> | 2008 <sup>4/</sup> |
|--|-------|-------|-------|-------|-------|-------|--------------------|-------|-------|-------|-------|-------|-------|--------------------|--------------------|
| <b>Crude birth rate</b>                        | 20.5  | 20.9  | 20.3  | 19.8  | 20.2  | 21.3  | 22.2               | 22.5  | 22.4  | 23.6  | 24.2  | 24.6  | 24.2  | 22.4               | 20.8               |
| <b>General fertility rate</b>                  | 82.89 | 81.57 | 77.26 | 73.24 | ##### | 77.37 | #####              | 83.71 | ##### | 88.11 | 89.23 | 91.00 | 87.53 | 84.46              | 78.75              |
| <b>Total fertility rate</b>                    | 2.67  | 2.63  | 2.50  | 2.38  | 2.39  | 2.48  | 2.63               | 2.67  | 2.65  | 2.81  | 2.86  | 2.91  | 2.85  | 2.72               | 2.51               |
| <b>Gross reproduction rate</b>                 | 1.33  | 1.34  | 1.28  | 1.21  | 1.19  | 1.23  | 1.29               | 1.28  | 1.27  | 1.36  | 1.40  | 1.43  | 1.42  | 1.35               | 1.23               |
| <b>Net reproduction rate</b>                   | 1.25  | 1.27  | 1.21  | 1.14  | 1.12  | 1.16  | 1.25               | 1.24  | 1.23  | 1.31  | 1.35  | 1.38  | 1.37  | 1.31               | 1.19               |
| <b>Female population aged (15 - 49 ) years</b> | 8,602 | 8,819 | 9,069 | 9,358 | ##### | 9,802 | #####              | 9,673 | ##### | 9,768 | 9,825 | 9,791 | 9,795 | 9,741              | 9,740              |
| <b><u>Age specific fertility rate:</u></b>     |       |       |       |       |       |       |                    |       |       |       |       |       |       |                    |                    |
| <b>Age of mother (years)</b>                   |       |       |       |       |       |       |                    |       |       |       |       |       |       |                    |                    |
| <b>15 - 19</b>                                 | 53.3  | 51.6  | 50.5  | 47.4  | 50.7  | 52.2  | 64.8               | 63.7  | 65.9  | 69.3  | 74.0  | 78.3  | 71.2  | 68.3               | 62.1               |
| <b>20 - 24</b>                                 | 113.6 | 106.1 | 100.3 | 95.9  | 97.8  | 99.3  | #####              | 126.6 | ##### | 125.1 | 117.6 | 117.5 | 106.7 | 99.7               | 93.6               |
| <b>25 - 29</b>                                 | 126.9 | 127.2 | 118.2 | 113.7 | ##### | 125.6 | #####              | 136.1 | ##### | 138.9 | 144.8 | 150.4 | 144.4 | 139.3              | 129.7              |
| <b>30 - 34</b>                                 | 116.2 | 120.7 | 117.5 | 107.5 | ##### | 115.0 | #####              | 104.8 | ##### | 119.9 | 124.5 | 127.4 | 135.8 | 124.3              | 117.3              |
| <b>35 - 39</b>                                 | 80.9  | 84.0  | 77.0  | 74.8  | 64.4  | 67.3  | 66.7               | 73.6  | 76.5  | 82.2  | 83.0  | 82.8  | 83.2  | 83.2               | 72.5               |
| <b>40 - 44</b>                                 | 36.3  | 29.9  | 32.0  | 31.4  | 31.7  | 33.6  | 28.0               | 24.8  | 23.2  | 23.4  | 24.2  | 22.8  | 25.7  | 26.9               | 26.1               |
| <b>45 - 49</b>                                 | 6.4   | 7.1   | 5.3   | 4.9   | 3.4   | 2.6   | 3.7                | 4.0   | 3.6   | 3.0   | 3.0   | 2.6   | 2.6   | 1.5                | 0.0                |

1/ because of the small number of events, the rates have been calculated by taking an average of events for three years in order to remove out wide fluctuations in the yearly data

2/ rates have been calculated using census figures

3/ revised

4/ for the year 2008 only

**Table 3.14(a) - Live births occurred by duration of union - Republic of Mauritius <sup>1/</sup>, 1999 - 2008**

| <b>Duration of union(years)</b> | <b>1999</b>   | <b>2000</b>   | <b>2001</b>   | <b>2002</b>   | <b>2003</b>   | <b>2004</b>   | <b>2005</b>   | <b>2006</b>   | <b>2007</b>   | <b>2008</b>   |
|---------------------------------|---------------|---------------|---------------|---------------|---------------|---------------|---------------|---------------|---------------|---------------|
| <b>&lt; 1 year</b>              | 1,485         | 1,643         | 1,340         | 1,530         | 1,460         | 1,475         | 1,486         | 1,553         | 1,677         | 1,741         |
| <b>1 year</b>                   | 3,766         | 3,569         | 3,428         | 3,266         | 3,084         | 3,088         | 2,648         | 2,911         | 2,694         | 2,783         |
| <b>2 years</b>                  | 2,163         | 2,086         | 2,063         | 2,095         | 1,999         | 1,937         | 1,670         | 1,868         | 1,721         | 1,861         |
| <b>3 years</b>                  | 1,635         | 1,603         | 1,445         | 1,652         | 1,712         | 1,564         | 1,312         | 1,450         | 1,454         | 1,341         |
| <b>4 years</b>                  | 1,520         | 1,520         | 1,420         | 1,458         | 1,395         | 1,431         | 1,262         | 1,236         | 1,233         | 1,121         |
| <b>5 years</b>                  | 1,376         | 1,358         | 1,226         | 1,311         | 1,270         | 1,273         | 1,133         | 1,192         | 1,056         | 968           |
| <b>6 years</b>                  | 1,175         | 1,173         | 1,053         | 1,102         | 1,083         | 1,054         | 976           | 1,023         | 929           | 820           |
| <b>7 years</b>                  | 1,029         | 978           | 874           | 875           | 900           | 872           | 791           | 786           | 830           | 724           |
| <b>8 years</b>                  | 787           | 771           | 720           | 760           | 767           | 762           | 638           | 633           | 632           | 663           |
| <b>9 years</b>                  | 680           | 619           | 589           | 649           | 610           | 594           | 492           | 505           | 492           | 499           |
| <b>10 - 14 years</b>            | 1,702         | 1,672         | 1,690         | 1,859         | 1,804         | 1,721         | 1,390         | 1,404         | 1,226         | 1,264         |
| <b>15 - 19 years</b>            | 433           | 454           | 467           | 519           | 526           | 543           | 420           | 423           | 400           | 399           |
| <b>20 years &amp; over</b>      | 119           | 123           | 121           | 138           | 133           | 100           | 97            | 95            | 87            | 83            |
| <b>Not stated</b>               | 2,529         | 2,668         | 3,068         | 2,585         | 2,422         | 2,688         | 4,263         | 2,241         | 2,463         | 1,827         |
| <b>Total</b>                    | <b>20,399</b> | <b>20,237</b> | <b>19,504</b> | <b>19,799</b> | <b>19,165</b> | <b>19,102</b> | <b>18,578</b> | <b>17,320</b> | <b>16,894</b> | <b>16,094</b> |

1/ excluding Agalega and St. Brandon

**Table 3.14(b) - Live births occurred by duration of union - Island of Mauritius, 1999 - 2008**

| <b>Duration of union(years)</b> | <b>1999</b>   | <b>2000</b>   | <b>2001</b>   | <b>2002</b>   | <b>2003</b>   | <b>2004</b>   | <b>2005</b>   | <b>2006</b>   | <b>2007</b>   | <b>2008</b>   |
|---------------------------------|---------------|---------------|---------------|---------------|---------------|---------------|---------------|---------------|---------------|---------------|
| <b>&lt; 1 year</b>              | 1,414         | 1,512         | 1,278         | 1,433         | 1,376         | 1,381         | 1,448         | 1,507         | 1,648         | 1,714         |
| <b>1 year</b>                   | 3,670         | 3,490         | 3,317         | 3,172         | 3,010         | 2,961         | 2,607         | 2,817         | 2,658         | 2,751         |
| <b>2 years</b>                  | 2,124         | 2,041         | 2,027         | 2,047         | 1,956         | 1,886         | 1,646         | 1,804         | 1,692         | 1,842         |
| <b>3 years</b>                  | 1,598         | 1,576         | 1,416         | 1,624         | 1,683         | 1,534         | 1,298         | 1,389         | 1,428         | 1,324         |
| <b>4 years</b>                  | 1,498         | 1,502         | 1,395         | 1,424         | 1,366         | 1,393         | 1,242         | 1,189         | 1,212         | 1,103         |
| <b>5 years</b>                  | 1,342         | 1,338         | 1,197         | 1,286         | 1,245         | 1,231         | 1,107         | 1,148         | 1,025         | 953           |
| <b>6 years</b>                  | 1,153         | 1,144         | 1,032         | 1,079         | 1,055         | 1,024         | 953           | 982           | 901           | 804           |
| <b>7 years</b>                  | 1,000         | 958           | 852           | 855           | 876           | 852           | 767           | 743           | 813           | 701           |
| <b>8 years</b>                  | 768           | 753           | 697           | 741           | 749           | 734           | 624           | 615           | 616           | 653           |
| <b>9 years</b>                  | 665           | 607           | 572           | 633           | 589           | 576           | 484           | 490           | 481           | 489           |
| <b>10 - 14 years</b>            | 1,630         | 1,614         | 1,619         | 1,811         | 1,744         | 1,665         | 1,356         | 1,333         | 1,190         | 1,237         |
| <b>15 - 19 years</b>            | 393           | 422           | 433           | 478           | 493           | 496           | 401           | 399           | 387           | 389           |
| <b>20 years &amp; over</b>      | 100           | 98            | 102           | 122           | 110           | 89            | 90            | 86            | 78            | 80            |
| <b>Not stated</b>               | 2,256         | 2,375         | 2,768         | 2,271         | 2,103         | 2,331         | 3,684         | 1,965         | 1,917         | 1,287         |
| <b>Total</b>                    | <b>19,611</b> | <b>19,430</b> | <b>18,705</b> | <b>18,976</b> | <b>18,355</b> | <b>18,153</b> | <b>17,707</b> | <b>16,467</b> | <b>16,046</b> | <b>15,327</b> |

**Table 3.14(c) - Live births occurred by duration of union - Island of Rodrigues, 1999 - 2008**

| <b>Duration of union (years)</b> | <b>1999</b> | <b>2000</b> | <b>2001</b> | <b>2002</b> | <b>2003</b> | <b>2004</b> | <b>2005</b> | <b>2006</b> | <b>2007</b> | <b>2008</b> |
|----------------------------------|-------------|-------------|-------------|-------------|-------------|-------------|-------------|-------------|-------------|-------------|
| <b>&lt; 1 year</b>               | 71          | 131         | 62          | 97          | 84          | 94          | 38          | 46          | 29          | 27          |
| <b>1 year</b>                    | 96          | 79          | 111         | 94          | 74          | 127         | 41          | 94          | 36          | 32          |
| <b>2 years</b>                   | 39          | 45          | 36          | 48          | 43          | 51          | 24          | 64          | 29          | 19          |
| <b>3 years</b>                   | 37          | 27          | 29          | 28          | 29          | 30          | 14          | 61          | 26          | 17          |
| <b>4 years</b>                   | 22          | 18          | 25          | 34          | 29          | 38          | 20          | 47          | 21          | 18          |
| <b>5 years</b>                   | 34          | 20          | 29          | 25          | 25          | 42          | 26          | 44          | 31          | 15          |
| <b>6 years</b>                   | 22          | 29          | 21          | 23          | 28          | 30          | 23          | 41          | 28          | 16          |
| <b>7 years</b>                   | 29          | 20          | 22          | 20          | 24          | 20          | 24          | 43          | 17          | 23          |
| <b>8 years</b>                   | 19          | 18          | 23          | 19          | 18          | 28          | 14          | 18          | 16          | 10          |
| <b>9 years</b>                   | 15          | 12          | 17          | 16          | 21          | 18          | 8           | 15          | 11          | 10          |
| <b>10 - 14 years</b>             | 72          | 58          | 71          | 48          | 60          | 56          | 34          | 71          | 36          | 27          |
| <b>15 - 19 years</b>             | 40          | 32          | 34          | 41          | 33          | 47          | 19          | 24          | 13          | 10          |
| <b>20 years &amp; over</b>       | 19          | 25          | 19          | 16          | 23          | 11          | 7           | 9           | 9           | 3           |
| <b>Not stated</b>                | 273         | 293         | 300         | 314         | 319         | 357         | 579         | 276         | 546         | 540         |
| <b>Total</b>                     | <b>788</b>  | <b>807</b>  | <b>799</b>  | <b>823</b>  | <b>810</b>  | <b>949</b>  | <b>871</b>  | <b>853</b>  | <b>848</b>  | <b>767</b>  |

Table 3.15 (a) - Live births occurred by interval since previous live birth and live birth order - Republic of Mauritius <sup>1/</sup>, 2006

| Year | Interval since previous live birth | Total         | Live birth order    |              |              |            |            |           |           |               |            |
|------|------------------------------------|---------------|---------------------|--------------|--------------|------------|------------|-----------|-----------|---------------|------------|
|      |                                    |               | First <sup>2/</sup> | Second       | Third        | Fourth     | Fifth      | Sixth     | Seventh   | Eighth & over | Not stated |
| 2006 | < 1 year                           | 1,604         | 1,552               | 32           | 12           | 5          | 1          | 1         | -         | 1             | -          |
|      | 1 year                             | 3,658         | 2,850               | 553          | 168          | 58         | 10         | 11        | 2         | 5             | 1          |
|      | 2 years                            | 2,216         | 1,385               | 580          | 175          | 47         | 19         | 8         | 2         | -             | -          |
|      | 3 years                            | 1,455         | 764                 | 510          | 129          | 40         | 8          | 4         | -         | -             | -          |
|      | 4 years                            | 1,044         | 463                 | 401          | 125          | 34         | 13         | 5         | 3         | -             | -          |
|      | 5 years                            | 848           | 342                 | 310          | 149          | 31         | 8          | 4         | 1         | 3             | -          |
|      | 6 years & over                     | 1,975         | 776                 | 662          | 414          | 94         | 23         | 5         | 1         | -             | -          |
|      | Not stated                         | 4,520         | 1,012               | 2,276        | 833          | 253        | 90         | 31        | 11        | 11            | 3          |
|      | <b>Total</b>                       | <b>17,320</b> | <b>9,144</b>        | <b>5,324</b> | <b>2,005</b> | <b>562</b> | <b>172</b> | <b>69</b> | <b>20</b> | <b>20</b>     | <b>4</b>   |

1/ excluding Agalega and St Brandon

2/ interval since union started

Note: Figures for year 2007 and 2008 are not available.

**Table 3.15 (b) - Live births occurred by interval since previous live birth and live birth order - Island of Mauritius, 2006**

| Year | Interval since previous live birth | Total         | Live birth order    |              |              |            |            |           |           |               |            |
|------|------------------------------------|---------------|---------------------|--------------|--------------|------------|------------|-----------|-----------|---------------|------------|
|      |                                    |               | First <sup>1/</sup> | Second       | Third        | Fourth     | Fifth      | Sixth     | Seventh   | Eighth & over | Not stated |
| 2006 | < 1 year                           | 1,558         | 1,506               | 32           | 12           | 5          | 1          | 1         | -         | 1             | -          |
|      | 1 year                             | 3,571         | 2,770               | 550          | 164          | 58         | 10         | 11        | 2         | 5             | 1          |
|      | 2 years                            | 2,172         | 1,345               | 578          | 174          | 46         | 19         | 8         | 2         | -             | -          |
|      | 3 years                            | 1,415         | 734                 | 503          | 129          | 37         | 8          | 4         | -         | -             | -          |
|      | 4 years                            | 1,022         | 447                 | 398          | 124          | 33         | 12         | 5         | 3         | -             | -          |
|      | 5 years                            | 827           | 326                 | 306          | 148          | 31         | 8          | 4         | 1         | 3             | -          |
|      | 6 years & over                     | 1,914         | 736                 | 655          | 405          | 91         | 22         | 4         | 1         | -             | -          |
|      | Not stated                         | 3,988         | 834                 | 2,075        | 742          | 223        | 70         | 25        | 8         | 10            | 1          |
|      | <b>Total</b>                       | <b>16,467</b> | <b>8,698</b>        | <b>5,097</b> | <b>1,898</b> | <b>524</b> | <b>150</b> | <b>62</b> | <b>17</b> | <b>19</b>     | <b>2</b>   |

1/ interval since union started

Note: Figures for year 2007 and 2008 are not available.



**Table 3.15 (c) - Live births occurred by interval since previous live birth and live birth order - Island of Rodrigues, 2006**

| Year         | Interval since previous live birth | Total      | Live birth order    |            |           |           |          |          |          |               |            |   |
|--------------|------------------------------------|------------|---------------------|------------|-----------|-----------|----------|----------|----------|---------------|------------|---|
|              |                                    |            | First <sup>1/</sup> | Second     | Third     | Fourth    | Fifth    | Sixth    | Seventh  | Eighth & over | Not stated |   |
| 2006         | < 1 year                           | 48         | 48                  | -          | -         | -         | -        | -        | -        | -             | -          | - |
|              | 1 year                             | 93         | 85                  | 4          | 4         | -         | -        | -        | -        | -             | -          |   |
|              | 2 years                            | 47         | 42                  | 3          | 1         | 1         | -        | -        | -        | -             | -          |   |
|              | 3 years                            | 41         | 31                  | 7          | -         | 3         | -        | -        | -        | -             | -          |   |
|              | 4 years                            | 23         | 17                  | 3          | 1         | 1         | 1        | -        | -        | -             | -          |   |
|              | 5 years                            | 22         | 17                  | 4          | 1         | -         | -        | -        | -        | -             | -          |   |
|              | 6 years & over                     | 61         | 40                  | 7          | 9         | 3         | 1        | 1        | -        | -             | -          |   |
|              | Not stated                         | 518        | 164                 | 201        | 91        | 30        | 20       | 6        | 3        | 1             | 2          |   |
| <b>Total</b> | <b>853</b>                         | <b>444</b> | <b>229</b>          | <b>107</b> | <b>38</b> | <b>22</b> | <b>7</b> | <b>3</b> | <b>1</b> | <b>2</b>      |            |   |

1/ interval since union started

Note: Figures for year 2007 and 2008 are not available.

**Table 3.16(a) - Live births occurred by age of mother and age of father - Republic of Mauritius <sup>1/</sup>, 2007 & 2008**

| Year         | Age of mother | Age of father |              |              |              |              |              |            |            |           |          |          | Total      |               |
|--------------|---------------|---------------|--------------|--------------|--------------|--------------|--------------|------------|------------|-----------|----------|----------|------------|---------------|
|              |               | < 20          | 20-24        | 25-29        | 30-34        | 35-39        | 40-44        | 45-49      | 50-54      | 55-59     | 60-64    | 65 +     |            | Not stated    |
| 2007         | < 15          | 12            | 12           | 4            | 1            | 1            | 1            | -          | -          | -         | -        | -        | 12         | 43            |
|              | 15-19         | 162           | 668          | 536          | 147          | 33           | 9            | 2          | 3          | -         | -        | -        | 189        | 1,749         |
|              | 20-24         | 38            | 711          | 1,988        | 1,080        | 192          | 46           | 15         | 4          | 7         | -        | -        | 208        | 4,289         |
|              | 25-29         | 8             | 190          | 1,585        | 2,320        | 1,033        | 263          | 45         | 13         | 4         | 3        | 1        | 193        | 5,658         |
|              | 30-34         | 2             | 37           | 240          | 908          | 1,094        | 530          | 108        | 21         | 8         | 2        | -        | 136        | 3,086         |
|              | 35-39         | 1             | 10           | 40           | 127          | 396          | 460          | 166        | 37         | 11        | 2        | 1        | 72         | 1,323         |
|              | 40-44         | -             | 2            | 9            | 27           | 51           | 132          | 119        | 23         | 6         | 1        | 1        | 25         | 396           |
|              | 45-49         | -             | -            | -            | 1            | -            | 8            | 6          | 1          | 3         | -        | 1        | -          | 20            |
|              | 50 +          | -             | -            | -            | -            | -            | -            | -          | -          | -         | -        | -        | -          | -             |
| Not stated   | 9             | 36            | 78           | 72           | 27           | 17           | 11           | 3          | 2          | -         | -        | 75       | 330        |               |
| <b>Total</b> |               | <b>232</b>    | <b>1,666</b> | <b>4,480</b> | <b>4,683</b> | <b>2,827</b> | <b>1,466</b> | <b>472</b> | <b>105</b> | <b>41</b> | <b>8</b> | <b>4</b> | <b>910</b> | <b>16,894</b> |
| 2008         | < 15          | 5             | 13           | 3            | 2            | 1            | -            | -          | -          | -         | -        | -        | 14         | 38            |
|              | 15-19         | 208           | 665          | 510          | 147          | 18           | 10           | 8          | 1          | -         | 2        | 1        | 176        | 1,746         |
|              | 20-24         | 48            | 665          | 1,839        | 1,071        | 192          | 53           | 14         | 4          | 2         | -        | 1        | 168        | 4,057         |
|              | 25-29         | 4             | 164          | 1,509        | 2,287        | 927          | 227          | 49         | 18         | 1         | 1        | 1        | 127        | 5,315         |
|              | 30-34         | 3             | 41           | 241          | 995          | 1,092        | 564          | 119        | 34         | 11        | 2        | 1        | 80         | 3,183         |
|              | 35-39         | 2             | 15           | 43           | 127          | 366          | 425          | 178        | 27         | 4         | 3        | -        | 42         | 1,232         |
|              | 40-44         | -             | 4            | 7            | 18           | 43           | 125          | 97         | 34         | 6         | -        | -        | 26         | 360           |
|              | 45-49         | -             | -            | -            | -            | 1            | 4            | 4          | 3          | 2         | 1        | -        | -          | 15            |
|              | 50 +          | -             | -            | -            | -            | -            | -            | -          | -          | 1         | -        | -        | -          | 1             |
| Not stated   | 9             | 22            | 35           | 33           | 12           | 9            | 2            | 4          | 1          | -         | -        | 20       | 147        |               |
| <b>Total</b> |               | <b>279</b>    | <b>1,589</b> | <b>4,187</b> | <b>4,680</b> | <b>2,652</b> | <b>1,417</b> | <b>471</b> | <b>125</b> | <b>28</b> | <b>9</b> | <b>4</b> | <b>653</b> | <b>16,094</b> |

1/ excluding Agalega and St. Brandon

**Table 3.16(b) - Live births occurred by age of mother and age of father - Island of Mauritius, 2007 & 2008**

| Year         | Age of mother | Age of father |              |              |              |              |            |            |           |          |          |            | Total         |            |
|--------------|---------------|---------------|--------------|--------------|--------------|--------------|------------|------------|-----------|----------|----------|------------|---------------|------------|
|              |               | < 20          | 20-24        | 25-29        | 30-34        | 35-39        | 40-44      | 45-49      | 50-54     | 55-59    | 60-64    | 65 +       |               | Not stated |
| 2007         | < 15          | 12            | 11           | 3            | 1            | 1            | 1          | -          | -         | -        | -        | -          | 5             | 34         |
|              | 15-19         | 159           | 642          | 507          | 138          | 30           | 8          | 2          | 3         | -        | -        | -          | 154           | 1,643      |
|              | 20-24         | 36            | 678          | 1,934        | 1,060        | 185          | 46         | 14         | 4         | 6        | -        | -          | 168           | 4,131      |
|              | 25-29         | 7             | 175          | 1,511        | 2,257        | 1,018        | 256        | 43         | 12        | 4        | 3        | 1          | 157           | 5,444      |
|              | 30-34         | 1             | 36           | 224          | 867          | 1,049        | 520        | 102        | 21        | 8        | 1        | -          | 113           | 2,942      |
|              | 35-39         | 1             | 10           | 36           | 124          | 379          | 435        | 158        | 30        | 10       | 2        | -          | 57            | 1,242      |
|              | 40-44         | -             | 2            | 9            | 26           | 45           | 124        | 113        | 22        | 6        | 1        | -          | 19            | 367        |
|              | 45-49         | -             | -            | -            | 1            | -            | 6          | 6          | 1         | 2        | -        | 1          | -             | 17         |
|              | 50 +          | -             | -            | -            | -            | -            | -          | -          | -         | -        | -        | -          | -             | -          |
| Not stated   | 7             | 28            | 45           | 56           | 19           | 15           | 9          | 2          | 1         | -        | -        | 44         | 226           |            |
| <b>Total</b> | <b>223</b>    | <b>1,582</b>  | <b>4,269</b> | <b>4,530</b> | <b>2,726</b> | <b>1,411</b> | <b>447</b> | <b>95</b>  | <b>37</b> | <b>7</b> | <b>2</b> | <b>717</b> | <b>16,046</b> |            |
| 2008         | < 15          | 4             | 11           | 3            | 2            | 1            | -          | -          | -         | -        | -        | -          | 12            | 33         |
|              | 15-19         | 201           | 640          | 487          | 143          | 16           | 10         | 8          | 1         | -        | 1        | 1          | 135           | 1,643      |
|              | 20-24         | 45            | 636          | 1,786        | 1,041        | 184          | 50         | 13         | 4         | 2        | -        | -          | 137           | 3,898      |
|              | 25-29         | 4             | 150          | 1,448        | 2,227        | 898          | 221        | 46         | 16        | 1        | 1        | 1          | 80            | 5,093      |
|              | 30-34         | 2             | 38           | 234          | 967          | 1,054        | 550        | 110        | 31        | 10       | 2        | -          | 58            | 3,056      |
|              | 35-39         | 2             | 14           | 42           | 121          | 350          | 406        | 172        | 24        | 4        | 3        | -          | 33            | 1,171      |
|              | 40-44         | -             | 4            | 7            | 16           | 41           | 118        | 94         | 33        | 5        | -        | -          | 18            | 336        |
|              | 45-49         | -             | -            | -            | -            | 1            | 4          | 4          | 3         | 2        | 1        | -          | -             | 15         |
|              | 50 +          | -             | -            | -            | -            | -            | -          | -          | -         | 1        | -        | -          | -             | 1          |
| Not stated   | 7             | 14            | 21           | 16           | 7            | 7            | 1          | 1          | 1         | -        | -        | 6          | 81            |            |
| <b>Total</b> | <b>265</b>    | <b>1,507</b>  | <b>4,028</b> | <b>4,533</b> | <b>2,552</b> | <b>1,366</b> | <b>448</b> | <b>113</b> | <b>26</b> | <b>8</b> | <b>2</b> | <b>479</b> | <b>15,327</b> |            |

**Table 3.16(c) - Live births occurred by age of mother and age of father - Island of Rodrigues, 2007 & 2008**

| Year         | Age of mother | Age of father |            |            |            |           |           |           |          |          |          |            | Total      |            |
|--------------|---------------|---------------|------------|------------|------------|-----------|-----------|-----------|----------|----------|----------|------------|------------|------------|
|              |               | < 20          | 20-24      | 25-29      | 30-34      | 35-39     | 40-44     | 45-49     | 50-54    | 55-59    | 60-64    | 65 +       |            | Not stated |
| 2007         | < 15          | -             | 1          | 1          | -          | -         | -         | -         | -        | -        | -        | -          | 7          | 9          |
|              | 15-19         | 3             | 26         | 29         | 9          | 3         | 1         | -         | -        | -        | -        | -          | 35         | 106        |
|              | 20-24         | 2             | 33         | 54         | 20         | 7         | -         | 1         | -        | 1        | -        | -          | 40         | 158        |
|              | 25-29         | 1             | 15         | 74         | 63         | 15        | 7         | 2         | 1        | -        | -        | -          | 36         | 214        |
|              | 30-34         | 1             | 1          | 16         | 41         | 45        | 10        | 6         | -        | -        | 1        | -          | 23         | 144        |
|              | 35-39         | -             | -          | 4          | 3          | 17        | 25        | 8         | 7        | 1        | -        | 1          | 15         | 81         |
|              | 40-44         | -             | -          | -          | 1          | 6         | 8         | 6         | 1        | -        | -        | 1          | 6          | 29         |
|              | 45-49         | -             | -          | -          | -          | -         | 2         | -         | -        | 1        | -        | -          | -          | 3          |
|              | 50 +          | -             | -          | -          | -          | -         | -         | -         | -        | -        | -        | -          | -          | -          |
| Not stated   | 2             | 8             | 33         | 16         | 8          | 2         | 2         | 1         | 1        | -        | -        | 31         | 104        |            |
| <b>Total</b> | <b>9</b>      | <b>84</b>     | <b>211</b> | <b>153</b> | <b>101</b> | <b>55</b> | <b>25</b> | <b>10</b> | <b>4</b> | <b>1</b> | <b>2</b> | <b>193</b> | <b>848</b> |            |
| 2008         | < 15          | 1             | 2          | -          | -          | -         | -         | -         | -        | -        | -        | -          | 2          | 5          |
|              | 15-19         | 7             | 25         | 23         | 4          | 2         | -         | -         | -        | -        | 1        | -          | 41         | 103        |
|              | 20-24         | 3             | 29         | 53         | 30         | 8         | 3         | 1         | -        | -        | -        | 1          | 31         | 159        |
|              | 25-29         | -             | 14         | 61         | 60         | 29        | 6         | 3         | 2        | -        | -        | -          | 47         | 222        |
|              | 30-34         | 1             | 3          | 7          | 28         | 38        | 14        | 9         | 3        | 1        | -        | 1          | 22         | 127        |
|              | 35-39         | -             | 1          | 1          | 6          | 16        | 19        | 6         | 3        | -        | -        | -          | 9          | 61         |
|              | 40-44         | -             | -          | -          | 2          | 2         | 7         | 3         | 1        | 1        | -        | -          | 8          | 24         |
|              | 45-49         | -             | -          | -          | -          | -         | -         | -         | -        | -        | -        | -          | -          | -          |
|              | 50 +          | -             | -          | -          | -          | -         | -         | -         | -        | -        | -        | -          | -          | -          |
| Not stated   | 2             | 8             | 14         | 17         | 5          | 2         | 1         | 3         | -        | -        | -        | 14         | 66         |            |
| <b>Total</b> | <b>14</b>     | <b>82</b>     | <b>159</b> | <b>147</b> | <b>100</b> | <b>51</b> | <b>23</b> | <b>12</b> | <b>2</b> | <b>1</b> | <b>2</b> | <b>174</b> | <b>767</b> |            |

**Table 3.17(a) - Live births occurred by age of mother - Republic of Mauritius <sup>1/</sup>, 1999 - 2008**

| <b>Age group (years)</b> | <b>1999</b>   | <b>2000</b>   | <b>2001</b>   | <b>2002</b>   | <b>2003</b>   | <b>2004</b>   | <b>2005</b>   | <b>2006</b>   | <b>2007</b>   | <b>2008</b>   |
|--------------------------|---------------|---------------|---------------|---------------|---------------|---------------|---------------|---------------|---------------|---------------|
| <b>Under 15</b>          | 34            | 36            | 31            | 33            | 28            | 38            | 26            | 27            | 43            | 38            |
| <b>15 - 19</b>           | 1,922         | 1,924         | 1,682         | 1,697         | 1,692         | 1,731         | 1,534         | 1,602         | 1,749         | 1,746         |
| <b>20 - 24</b>           | 6,643         | 6,764         | 6,607         | 6,583         | 6,077         | 5,834         | 4,902         | 4,495         | 4,289         | 4,057         |
| <b>25 - 29</b>           | 5,759         | 5,654         | 5,493         | 5,773         | 5,776         | 6,072         | 5,706         | 5,773         | 5,658         | 5,315         |
| <b>30 - 34</b>           | 3,873         | 3,714         | 3,368         | 3,449         | 3,281         | 3,267         | 3,094         | 2,978         | 3,086         | 3,183         |
| <b>35 - 39</b>           | 1,720         | 1,715         | 1,810         | 1,781         | 1,837         | 1,650         | 1,403         | 1,371         | 1,323         | 1,232         |
| <b>40 - 44</b>           | 360           | 360           | 389           | 413           | 411           | 404           | 418           | 379           | 396           | 360           |
| <b>45 - 49</b>           | 15            | 23            | 24            | 20            | 26            | 25            | 18            | 27            | 20            | 15            |
| <b>50 &amp; over</b>     | -             | 1             | 1             | 1             | -             | 4             | -             | 1             | -             | 1             |
| <b>Not stated</b>        | 73            | 46            | 99            | 49            | 37            | 77            | 1,477         | 667           | 330           | 147           |
| <b>Total</b>             | <b>20,399</b> | <b>20,237</b> | <b>19,504</b> | <b>19,799</b> | <b>19,165</b> | <b>19,102</b> | <b>18,578</b> | <b>17,320</b> | <b>16,894</b> | <b>16,094</b> |

1/ excluding Agalega and St Brandon

**Table 3.17(b) - Live births occurred by age of mother - Island of Mauritius, 1999 - 2008**

| <b>Age group (years)</b> | <b>1999</b>   | <b>2000</b>   | <b>2001</b>   | <b>2002</b>   | <b>2003</b>   | <b>2004</b>   | <b>2005</b>   | <b>2006</b>   | <b>2007</b>   | <b>2008</b>   |
|--------------------------|---------------|---------------|---------------|---------------|---------------|---------------|---------------|---------------|---------------|---------------|
| <b>Under 15</b>          | 32            | 33            | 25            | 27            | 25            | 30            | 26            | 24            | 34            | 33            |
| <b>15 - 19</b>           | 1,778         | 1,780         | 1,543         | 1,583         | 1,562         | 1,581         | 1,405         | 1,478         | 1,643         | 1,643         |
| <b>20 - 24</b>           | 6,439         | 6,557         | 6,380         | 6,304         | 5,844         | 5,548         | 4,667         | 4,293         | 4,131         | 3,898         |
| <b>25 - 29</b>           | 5,557         | 5,453         | 5,316         | 5,596         | 5,582         | 5,845         | 5,512         | 5,548         | 5,444         | 5,093         |
| <b>30 - 34</b>           | 3,747         | 3,588         | 3,247         | 3,324         | 3,155         | 3,123         | 2,949         | 2,862         | 2,942         | 3,056         |
| <b>35 - 39</b>           | 1,656         | 1,637         | 1,721         | 1,694         | 1,754         | 1,550         | 1,337         | 1,294         | 1,242         | 1,171         |
| <b>40 - 44</b>           | 332           | 325           | 366           | 392           | 382           | 380           | 396           | 358           | 367           | 336           |
| <b>45 - 49</b>           | 13            | 20            | 21            | 17            | 24            | 22            | 15            | 26            | 17            | 15            |
| <b>50 &amp; over</b>     | -             | 1             | 1             | 1             | -             | 4             | -             | 1             | -             | 1             |
| <b>Not stated</b>        | 57            | 36            | 85            | 38            | 27            | 70            | 1,400         | 583           | 226           | 81            |
| <b>Total</b>             | <b>19,611</b> | <b>19,430</b> | <b>18,705</b> | <b>18,976</b> | <b>18,355</b> | <b>18,153</b> | <b>17,707</b> | <b>16,467</b> | <b>16,046</b> | <b>15,327</b> |

***SECTION 4***

***STILL BIRTHS***

**Table 4.1(a) - Still births by month of registration - Republic of Mauritius <sup>1/</sup>, 1999 - 2008**

| <b>Month</b>     | <b>1999</b> | <b>2000</b> | <b>2001</b> | <b>2002</b> | <b>2003</b> | <b>2004</b> | <b>2005</b> | <b>2006</b> | <b>2007</b> | <b>2008</b> |
|------------------|-------------|-------------|-------------|-------------|-------------|-------------|-------------|-------------|-------------|-------------|
| <b>January</b>   | 19          | 25          | 28          | 12          | 20          | 12          | 18          | 12          | 13          | 15          |
| <b>February</b>  | 6           | 32          | 17          | 22          | 16          | 18          | 13          | 16          | 9           | 16          |
| <b>March</b>     | 20          | 18          | 25          | 9           | 22          | 20          | 21          | 15          | 15          | 14          |
| <b>April</b>     | 25          | 32          | 28          | 15          | 11          | 20          | 13          | 11          | 13          | 13          |
| <b>May</b>       | 21          | 22          | 22          | 19          | 24          | 20          | 16          | 18          | 11          | 13          |
| <b>June</b>      | 21          | 19          | 25          | 25          | 24          | 23          | 12          | 10          | 7           | 14          |
| <b>July</b>      | 20          | 22          | 15          | 24          | 16          | 13          | 16          | 12          | 17          | 19          |
| <b>August</b>    | 23          | 18          | 18          | 13          | 13          | 18          | 17          | 15          | 13          | 10          |
| <b>September</b> | 21          | 20          | 8           | 13          | 24          | 16          | 22          | 14          | 17          | 17          |
| <b>October</b>   | 11          | 18          | 16          | 10          | 17          | 9           | 10          | 8           | 16          | 14          |
| <b>November</b>  | 17          | 19          | 22          | 22          | 16          | 13          | 11          | 8           | 17          | 11          |
| <b>December</b>  | 22          | 21          | 20          | 19          | 17          | 9           | 16          | 8           | 24          | 9           |
| <b>Year</b>      | <b>226</b>  | <b>266</b>  | <b>244</b>  | <b>203</b>  | <b>220</b>  | <b>191</b>  | <b>185</b>  | <b>147</b>  | <b>172</b>  | <b>165</b>  |

1/ excluding Agalega and St Brandon



**Table 4.1(b) - Still births by month of registration - Island of Mauritius, 1999 - 2008**

| <b>Month</b>     | <b>1999</b> | <b>2000</b> | <b>2001</b> | <b>2002</b> | <b>2003</b> | <b>2004</b> | <b>2005</b> | <b>2006</b> | <b>2007</b> | <b>2008</b> |
|------------------|-------------|-------------|-------------|-------------|-------------|-------------|-------------|-------------|-------------|-------------|
| <b>January</b>   | 18          | 24          | 25          | 12          | 17          | 11          | 15          | 10          | 12          | 15          |
| <b>February</b>  | 6           | 32          | 16          | 22          | 15          | 18          | 13          | 14          | 9           | 16          |
| <b>March</b>     | 19          | 18          | 24          | 9           | 21          | 16          | 20          | 14          | 14          | 14          |
| <b>April</b>     | 22          | 32          | 27          | 13          | 11          | 17          | 13          | 9           | 12          | 12          |
| <b>May</b>       | 21          | 22          | 19          | 18          | 23          | 16          | 15          | 16          | 9           | 13          |
| <b>June</b>      | 21          | 18          | 25          | 24          | 23          | 20          | 10          | 10          | 6           | 13          |
| <b>July</b>      | 20          | 22          | 15          | 24          | 14          | 10          | 15          | 12          | 16          | 18          |
| <b>August</b>    | 22          | 18          | 18          | 13          | 12          | 16          | 16          | 13          | 9           | 9           |
| <b>September</b> | 21          | 20          | 8           | 13          | 21          | 14          | 20          | 14          | 15          | 17          |
| <b>October</b>   | 11          | 18          | 16          | 9           | 17          | 9           | 9           | 8           | 15          | 14          |
| <b>November</b>  | 17          | 18          | 22          | 21          | 15          | 12          | 11          | 8           | 17          | 10          |
| <b>December</b>  | 21          | 21          | 19          | 19          | 16          | 8           | 16          | 7           | 23          | 8           |
| <b>Year</b>      | <b>219</b>  | <b>263</b>  | <b>234</b>  | <b>197</b>  | <b>205</b>  | <b>167</b>  | <b>173</b>  | <b>135</b>  | <b>157</b>  | <b>159</b>  |

**Table 4.1(c) - Still births by month of registration - Island of Rodrigues, 1999 - 2008**

| <b>Month</b>     | <b>1999</b> | <b>2000</b> | <b>2001</b> | <b>2002</b> | <b>2003</b> | <b>2004</b> | <b>2005</b> | <b>2006</b> | <b>2007</b> | <b>2008</b> |
|------------------|-------------|-------------|-------------|-------------|-------------|-------------|-------------|-------------|-------------|-------------|
| <b>January</b>   | 1           | 1           | 3           | -           | 3           | 1           | 3           | 2           | 1           | -           |
| <b>February</b>  | -           | -           | 1           | -           | 1           | -           | -           | 2           | -           | -           |
| <b>March</b>     | 1           | -           | 1           | -           | 1           | 4           | 1           | 1           | 1           | -           |
| <b>April</b>     | 3           | -           | 1           | 2           | -           | 3           | -           | 2           | 1           | 1           |
| <b>May</b>       | -           | -           | 3           | 1           | 1           | 4           | 1           | 2           | 2           | -           |
| <b>June</b>      | -           | 1           | -           | 1           | 1           | 3           | 2           | -           | 1           | 1           |
| <b>July</b>      | -           | -           | -           | -           | 2           | 3           | 1           | -           | 1           | 1           |
| <b>August</b>    | 1           | -           | -           | -           | 1           | 2           | 1           | 2           | 4           | 1           |
| <b>September</b> | -           | -           | -           | -           | 3           | 2           | 2           | -           | 2           | -           |
| <b>October</b>   | -           | -           | -           | 1           | -           | -           | 1           | -           | 1           | -           |
| <b>November</b>  | -           | 1           | -           | 1           | 1           | 1           | -           | -           | -           | 1           |
| <b>December</b>  | 1           | -           | 1           | -           | 1           | 1           | -           | 1           | 1           | 1           |
| <b>Year</b>      | <b>7</b>    | <b>3</b>    | <b>10</b>   | <b>6</b>    | <b>15</b>   | <b>24</b>   | <b>12</b>   | <b>12</b>   | <b>15</b>   | <b>6</b>    |

**Table 4.2 - Still births by geographical district - Republic of Mauritius <sup>1/</sup>, 1999 - 2008**

| <b>Geographical district</b> | <b>1999</b> | <b>2000</b> | <b>2001</b> | <b>2002</b> | <b>2003</b> | <b>2004</b> | <b>2005</b> | <b>2006</b> | <b>2007</b> | <b>2008</b> |
|------------------------------|-------------|-------------|-------------|-------------|-------------|-------------|-------------|-------------|-------------|-------------|
| <b>Port Louis</b>            | 34          | 47          | 21          | 27          | 27          | 27          | 20          | 21          | 23          | 15          |
| <b>Pamplemousses</b>         | 25          | 22          | 29          | 17          | 25          | 18          | 16          | 12          | 14          | 14          |
| <b>Riviere du Rempart</b>    | 21          | 21          | 20          | 13          | 18          | 14          | 18          | 8           | 11          | 14          |
| <b>Flacq</b>                 | 24          | 34          | 36          | 28          | 33          | 30          | 27          | 23          | 25          | 17          |
| <b>Grand Port</b>            | 30          | 29          | 26          | 19          | 22          | 16          | 13          | 14          | 14          | 13          |
| <b>Savanne</b>               | 12          | 11          | 12          | 8           | 8           | 4           | 12          | 9           | 10          | 15          |
| <b>Plaines Wilhems</b>       | 55          | 64          | 61          | 59          | 48          | 42          | 46          | 29          | 46          | 49          |
| <b>Moka</b>                  | 13          | 15          | 20          | 12          | 11          | 8           | 11          | 10          | 7           | 9           |
| <b>Black River</b>           | 5           | 20          | 9           | 14          | 13          | 8           | 10          | 9           | 7           | 13          |
| <b>Island of Mauritius</b>   | <b>219</b>  | <b>263</b>  | <b>234</b>  | <b>197</b>  | <b>205</b>  | <b>167</b>  | <b>173</b>  | <b>135</b>  | <b>157</b>  | <b>159</b>  |
| <b>Island of Rodrigues</b>   | 7           | 3           | 10          | 6           | 15          | 24          | 12          | 12          | 15          | 6           |
| <b>Republic of Mauritius</b> | <b>226</b>  | <b>266</b>  | <b>244</b>  | <b>203</b>  | <b>220</b>  | <b>191</b>  | <b>185</b>  | <b>147</b>  | <b>172</b>  | <b>165</b>  |

1/ excluding Agalega and St Brandon

**Table 4.3 - Still birth rate by geographical district - Republic of Mauritius <sup>1/</sup>, 1999 - 2008**

| Geographical district                    | 1999        | 2000        | 2001        | 2002        | 2003        | 2004       | 2005       | 2006       | 2007        | 2008        |
|--|-------------|-------------|-------------|-------------|-------------|------------|------------|------------|-------------|-------------|
| <b>Port Louis</b>                        | 13.1        | 17.5        | 8.5         | 10.6        | 11.3        | 11.9       | 9.8        | 10.7       | 12.1        | 8.3         |
| <b>Pamplemousses</b>                     | 12.0        | 10.7        | 14.1        | 8.0         | 12.6        | 8.6        | 7.5        | 6.0        | 7.3         | 7.5         |
| <b>Riviere du Rempart</b>                | 11.5        | 11.7        | 11.3        | 7.5         | 10.4        | 8.0        | 11.9       | 5.3        | 7.2         | 9.6         |
| <b>Flacq</b>                             | 10.0        | 13.7        | 15.1        | 12.0        | 14.6        | 13.2       | 12.3       | 11.6       | 13.0        | 9.0         |
| <b>Grand Port</b>                        | 14.9        | 14.9        | 14.3        | 10.4        | 12.4        | 9.3        | 7.1        | 9.1        | 9.2         | 9.5         |
| <b>Savanne</b>                           | 10.5        | 9.9         | 10.9        | 7.0         | 7.5         | 3.7        | 10.9       | 9.2        | 10.3        | 16.5        |
| <b>Plaines Wilhems</b>                   | 9.9         | 12.1        | 11.6        | 11.1        | 9.3         | 8.5        | 9.4        | 6.3        | 10.3        | 11.3        |
| <b>Moka</b>                              | 11.4        | 12.1        | 17.5        | 10.0        | 9.4         | 7.0        | 9.6        | 9.0        | 6.9         | 9.4         |
| <b>Black River</b>                       | 4.9         | 19.1        | 8.1         | 12.7        | 11.0        | 6.8        | 8.0        | 7.6        | 6.5         | 11.4        |
| <b>Island of Mauritius</b>               | <b>11.1</b> | <b>13.4</b> | <b>12.2</b> | <b>10.2</b> | <b>10.9</b> | <b>9.1</b> | <b>9.6</b> | <b>8.0</b> | <b>9.6</b>  | <b>10.1</b> |
| <b>Island of Rodrigues <sup>2/</sup></b> | 9.0         | 3.7         | 12.2        | 7.3         | 17.9        | 24.8       | 13.2       | 13.4       | 17.5        | 7.6         |
| <b>Republic of Mauritius</b>             | <b>11.0</b> | <b>13.0</b> | <b>12.2</b> | <b>10.1</b> | <b>11.2</b> | <b>9.8</b> | <b>9.7</b> | <b>8.3</b> | <b>10.0</b> | <b>10.0</b> |

1/ excluding Agalega and St Brandon

2/ rates for Rodrigues are calculated for each specific year only

*SECTION 5*

*DEATHS*

**Table 5.1(a) - Deaths by month of registration - Republic of Mauritius <sup>1/</sup>, 1999 - 2008**

| <b>Month</b>     | <b>1999</b>  | <b>2000</b>  | <b>2001</b>  | <b>2002</b>  | <b>2003</b>  | <b>2004</b>  | <b>2005</b>  | <b>2006</b>  | <b>2007</b>  | <b>2008</b>  |
|------------------|--------------|--------------|--------------|--------------|--------------|--------------|--------------|--------------|--------------|--------------|
| <b>January</b>   | 631          | 671          | 740          | 705          | 736          | 661          | 759          | 687          | 691          | 700          |
| <b>February</b>  | 543          | 601          | 580          | 593          | 632          | 653          | 637          | 653          | 670          | 589          |
| <b>March</b>     | 572          | 640          | 587          | 764          | 649          | 703          | 750          | 926          | 664          | 732          |
| <b>April</b>     | 608          | 590          | 575          | 734          | 721          | 679          | 671          | 1,029        | 605          | 714          |
| <b>May</b>       | 772          | 656          | 607          | 679          | 642          | 704          | 700          | 880          | 647          | 687          |
| <b>June</b>      | 715          | 650          | 692          | 676          | 697          | 753          | 682          | 728          | 729          | 804          |
| <b>July</b>      | 761          | 762          | 783          | 713          | 866          | 786          | 784          | 790          | 833          | 854          |
| <b>August</b>    | 730          | 725          | 727          | 776          | 854          | 780          | 806          | 796          | 849          | 934          |
| <b>September</b> | 690          | 670          | 690          | 725          | 685          | 686          | 748          | 679          | 715          | 773          |
| <b>October</b>   | 681          | 708          | 687          | 674          | 720          | 766          | 747          | 707          | 697          | 755          |
| <b>November</b>  | 587          | 625          | 639          | 677          | 624          | 656          | 664          | 650          | 729          | 738          |
| <b>December</b>  | 654          | 684          | 676          | 594          | 694          | 648          | 698          | 637          | 669          | 724          |
| <b>Year</b>      | <b>7,944</b> | <b>7,982</b> | <b>7,983</b> | <b>8,310</b> | <b>8,520</b> | <b>8,475</b> | <b>8,646</b> | <b>9,162</b> | <b>8,498</b> | <b>9,004</b> |

1/ excluding Agalega and St Brandon

**Table 5.1(b) - Deaths by month of registration - Island of Mauritius, 1999 - 2008**

| <b>Month</b>     | <b>1999</b>  | <b>2000</b>  | <b>2001</b>  | <b>2002</b>  | <b>2003</b>  | <b>2004</b>  | <b>2005</b>  | <b>2006</b>  | <b>2007</b>  | <b>2008</b>  |
|------------------|--------------|--------------|--------------|--------------|--------------|--------------|--------------|--------------|--------------|--------------|
| <b>January</b>   | 625          | 657          | 721          | 687          | 721          | 634          | 739          | 664          | 675          | 682          |
| <b>February</b>  | 534          | 587          | 566          | 579          | 621          | 640          | 624          | 643          | 652          | 570          |
| <b>March</b>     | 559          | 632          | 576          | 744          | 632          | 688          | 727          | 913          | 649          | 715          |
| <b>April</b>     | 597          | 582          | 561          | 715          | 704          | 658          | 653          | 1,003        | 592          | 699          |
| <b>May</b>       | 756          | 638          | 589          | 660          | 629          | 688          | 683          | 848          | 631          | 675          |
| <b>June</b>      | 705          | 638          | 677          | 658          | 684          | 746          | 662          | 704          | 713          | 784          |
| <b>July</b>      | 738          | 743          | 762          | 702          | 850          | 765          | 766          | 770          | 816          | 841          |
| <b>August</b>    | 712          | 711          | 702          | 760          | 829          | 763          | 786          | 775          | 839          | 916          |
| <b>September</b> | 679          | 655          | 670          | 697          | 668          | 672          | 724          | 660          | 703          | 761          |
| <b>October</b>   | 667          | 697          | 665          | 653          | 692          | 741          | 724          | 692          | 684          | 738          |
| <b>November</b>  | 575          | 605          | 622          | 649          | 605          | 637          | 653          | 626          | 722          | 715          |
| <b>December</b>  | 644          | 661          | 650          | 577          | 675          | 627          | 681          | 619          | 647          | 702          |
| <b>Year</b>      | <b>7,791</b> | <b>7,806</b> | <b>7,761</b> | <b>8,081</b> | <b>8,310</b> | <b>8,259</b> | <b>8,422</b> | <b>8,917</b> | <b>8,323</b> | <b>8,798</b> |

**Table 5.1(c) - Deaths by month of registration - Island of Rodrigues, 1999 - 2008**

| <b>Month</b>     | <b>1999</b> | <b>2000</b> | <b>2001</b> | <b>2002</b> | <b>2003</b> | <b>2004</b> | <b>2005</b> | <b>2006</b> | <b>2007</b> | <b>2008</b> |
|------------------|-------------|-------------|-------------|-------------|-------------|-------------|-------------|-------------|-------------|-------------|
| <b>January</b>   | 6           | 14          | 19          | 18          | 15          | 27          | 20          | 23          | 16          | 18          |
| <b>February</b>  | 9           | 14          | 14          | 14          | 11          | 13          | 13          | 10          | 18          | 19          |
| <b>March</b>     | 13          | 8           | 11          | 20          | 17          | 15          | 23          | 13          | 15          | 17          |
| <b>April</b>     | 11          | 8           | 14          | 19          | 17          | 21          | 18          | 26          | 13          | 15          |
| <b>May</b>       | 16          | 18          | 18          | 19          | 13          | 16          | 17          | 32          | 16          | 12          |
| <b>June</b>      | 10          | 12          | 15          | 18          | 13          | 7           | 20          | 24          | 16          | 20          |
| <b>July</b>      | 23          | 19          | 21          | 11          | 16          | 21          | 18          | 20          | 17          | 13          |
| <b>August</b>    | 18          | 14          | 25          | 16          | 25          | 17          | 20          | 21          | 10          | 18          |
| <b>September</b> | 11          | 15          | 20          | 28          | 17          | 14          | 24          | 19          | 12          | 12          |
| <b>October</b>   | 14          | 11          | 22          | 21          | 28          | 25          | 23          | 15          | 13          | 17          |
| <b>November</b>  | 12          | 20          | 17          | 28          | 19          | 19          | 11          | 24          | 7           | 23          |
| <b>December</b>  | 10          | 23          | 26          | 17          | 19          | 21          | 17          | 18          | 22          | 22          |
| <b>Year</b>      | <b>153</b>  | <b>176</b>  | <b>222</b>  | <b>229</b>  | <b>210</b>  | <b>216</b>  | <b>224</b>  | <b>245</b>  | <b>175</b>  | <b>206</b>  |



**Table 5.2 - Deaths by geographical district - Republic of Mauritius <sup>1/</sup>, 1999 - 2008**

| <b>Geographical district</b> | <b>1999</b>  | <b>2000</b>  | <b>2001</b>  | <b>2002</b>  | <b>2003</b>  | <b>2004</b>  | <b>2005</b>  | <b>2006</b>  | <b>2007</b>  | <b>2008</b>  |
|------------------------------|--------------|--------------|--------------|--------------|--------------|--------------|--------------|--------------|--------------|--------------|
| <b>Port Louis</b>            | 1,075        | 1,103        | 1,093        | 1,097        | 1,158        | 1,107        | 1,104        | 1,189        | 1,132        | 1,148        |
| <b>Pamplemousses</b>         | 719          | 762          | 752          | 817          | 798          | 843          | 864          | 977          | 802          | 892          |
| <b>Riviere du Rempart</b>    | 659          | 631          | 657          | 654          | 708          | 639          | 704          | 794          | 680          | 709          |
| <b>Flacq</b>                 | 788          | 795          | 791          | 875          | 800          | 829          | 895          | 903          | 783          | 920          |
| <b>Grand Port</b>            | 732          | 686          | 703          | 767          | 779          | 750          | 740          | 817          | 753          | 756          |
| <b>Savanne</b>               | 479          | 494          | 454          | 472          | 486          | 451          | 449          | 449          | 483          | 522          |
| <b>Plaines Wilhems</b>       | 2,617        | 2,523        | 2,490        | 2,553        | 2,760        | 2,763        | 2,804        | 2,848        | 2,817        | 2,915        |
| <b>Moka</b>                  | 434          | 482          | 471          | 481          | 470          | 498          | 460          | 505          | 480          | 483          |
| <b>Black River</b>           | 288          | 330          | 350          | 365          | 351          | 379          | 402          | 435          | 393          | 453          |
| <b>Island of Mauritius</b>   | <b>7,791</b> | <b>7,806</b> | <b>7,761</b> | <b>8,081</b> | <b>8,310</b> | <b>8,259</b> | <b>8,422</b> | <b>8,917</b> | <b>8,323</b> | <b>8,798</b> |
| <b>Island of Rodrigues</b>   | 153          | 176          | 222          | 229          | 210          | 216          | 224          | 245          | 175          | 206          |
| <b>Republic of Mauritius</b> | <b>7,944</b> | <b>7,982</b> | <b>7,983</b> | <b>8,310</b> | <b>8,520</b> | <b>8,475</b> | <b>8,646</b> | <b>9,162</b> | <b>8,498</b> | <b>9,004</b> |

1/ excluding Agalega and St Brandon

**Table 5.3 - Crude death rate by geographical district - Republic of Mauritius <sup>1/</sup>, 1999 - 2008**

| <b>Geographical district</b>            | <b>1999</b> | <b>2000</b> | <b>2001</b> | <b>2002</b> | <b>2003</b> | <b>2004</b> | <b>2005</b> | <b>2006</b> | <b>2007</b> | <b>2008</b> |
|---|-------------|-------------|-------------|-------------|-------------|-------------|-------------|-------------|-------------|-------------|
| <b>Port Louis</b>                       | 7.8         | 8.0         | 8.4         | 8.5         | 8.9         | 8.5         | 8.5         | 9.1         | 8.7         | 8.8         |
| <b>Pamplemousses</b>                    | 6.1         | 6.4         | 6.0         | 6.5         | 6.2         | 6.5         | 6.6         | 7.4         | 6.0         | 6.6         |
| <b>Riviere du Rempart</b>               | 6.7         | 6.3         | 6.5         | 6.4         | 6.9         | 6.1         | 6.7         | 7.5         | 6.4         | 6.6         |
| <b>Flacq</b>                            | 6.3         | 6.3         | 6.1         | 6.7         | 6.0         | 6.2         | 6.6         | 6.6         | 5.7         | 6.7         |
| <b>Grand Port</b>                       | 6.8         | 6.3         | 6.5         | 7.0         | 7.0         | 6.7         | 6.6         | 7.2         | 6.6         | 6.6         |
| <b>Savanne</b>                          | 7.3         | 7.5         | 6.7         | 7.0         | 7.1         | 6.6         | 6.5         | 6.5         | 6.9         | 7.4         |
| <b>Plaines Wilhems</b>                  | 7.3         | 7.0         | 6.8         | 7.0         | 7.5         | 7.4         | 7.5         | 7.5         | 7.4         | 7.6         |
| <b>Moka</b>                             | 5.8         | 6.4         | 6.1         | 6.2         | 6.0         | 6.3         | 5.8         | 6.3         | 6.0         | 6.0         |
| <b>Black River</b>                      | 5.3         | 6.0         | 5.6         | 5.7         | 5.3         | 5.6         | 5.8         | 6.2         | 5.5         | 6.2         |
| <b>Island of Mauritius</b>              | <b>6.8</b>  | <b>6.8</b>  | <b>6.7</b>  | <b>6.9</b>  | <b>7.0</b>  | <b>6.9</b>  | <b>7.0</b>  | <b>7.3</b>  | <b>6.8</b>  | <b>7.1</b>  |
| <b>Island of Rodrigues<sup>2/</sup></b> | 4.3         | 4.9         | 6.2         | 6.3         | 5.8         | 5.9         | 6.1         | 6.6         | 4.7         | 5.5         |
| <b>Republic of Mauritius</b>            | <b>6.8</b>  | <b>6.7</b>  | <b>6.7</b>  | <b>6.9</b>  | <b>7.0</b>  | <b>6.9</b>  | <b>7.0</b>  | <b>7.3</b>  | <b>6.7</b>  | <b>7.1</b>  |

1/ excluding Agalega and St. Brandon

2/ rates for Rodrigues are calculated for each specific year only

**Table 5.4 - Deaths by Municipal Council Area <sup>1/</sup> - Republic of Mauritius <sup>2/</sup>, 1999 - 2008**

| <b>Municipal Council Area (MCA)</b> | <b>1999</b>  | <b>2000</b>  | <b>2001</b>  | <b>2002</b>  | <b>2003</b>  | <b>2004</b>  | <b>2005</b>  | <b>2006</b>  | <b>2007</b>  | <b>2008</b>  |
|-------------------------------------|--------------|--------------|--------------|--------------|--------------|--------------|--------------|--------------|--------------|--------------|
| <b>Port Louis</b>                   | 1,111        | 1,175        | 1,164        | 1,174        | 1,199        | 1,174        | 1,199        | 1,311        | 1,236        | 1,256        |
| <b>Beau Bassin / Rose Hill</b>      | 832          | 778          | 850          | 849          | 807          | 846          | 895          | 919          | 871          | 942          |
| <b>Quatre-Bornes</b>                | 548          | 507          | 460          | 455          | 646          | 557          | 529          | 574          | 561          | 591          |
| <b>Vacoas-Phoenix</b>               | 668          | 646          | 633          | 695          | 703          | 718          | 752          | 749          | 760          | 708          |
| <b>Curepipe</b>                     | 552          | 579          | 527          | 529          | 587          | 619          | 613          | 589          | 608          | 662          |
| <b>Total urban</b>                  | <b>3,711</b> | <b>3,685</b> | <b>3,634</b> | <b>3,702</b> | <b>3,942</b> | <b>3,914</b> | <b>3,988</b> | <b>4,142</b> | <b>4,036</b> | <b>4,159</b> |
| <b>Total rural</b>                  | <b>4,233</b> | <b>4,297</b> | <b>4,349</b> | <b>4,608</b> | <b>4,578</b> | <b>4,561</b> | <b>4,658</b> | <b>5,020</b> | <b>4,462</b> | <b>4,845</b> |
| <b>Republic of Mauritius</b>        | <b>7,944</b> | <b>7,982</b> | <b>7,983</b> | <b>8,310</b> | <b>8,520</b> | <b>8,475</b> | <b>8,646</b> | <b>9,162</b> | <b>8,498</b> | <b>9,004</b> |
| <b>Percentage urban</b>             | 46.7         | 46.2         | 45.5         | 44.5         | 46.3         | 46.2         | 46.1         | 45.2         | 47.5         | 46.2         |

1/ according to proclaimed boundaries altered in 1963 (procl. No 12 & 13) , in 1965 (procl. No 23) and in 1967 (procl. No 2).

As from 1st July 1991, boundaries have further been enlarged (procl. No. 8 of 1990).

2/ excluding Agalega and Saint Brandon

Table 5.5 - Deaths by age group and sex - Republic of Mauritius <sup>1/</sup>, Island of Mauritius & Island of Rodrigues, 2008

| Age at death<br>(years) | Republic of Mauritius |              |              | Island of Mauritius |              |              | Island of Rodrigues |            |            |
|-------------------------|-----------------------|--------------|--------------|---------------------|--------------|--------------|---------------------|------------|------------|
|                         | Both sexes            | Male         | Female       | Both sexes          | Male         | Female       | Both sexes          | Male       | Female     |
| <b>Under 1</b>          | <b>236</b>            | 138          | 98           | <b>223</b>          | 134          | 89           | <b>13</b>           | 4          | 9          |
| <b>1 - 4</b>            | <b>35</b>             | 20           | 15           | <b>33</b>           | 20           | 13           | <b>2</b>            | -          | 2          |
| <b>5 - 9</b>            | <b>23</b>             | 14           | 9            | <b>23</b>           | 14           | 9            | -                   | -          | -          |
| <b>10 - 14</b>          | <b>28</b>             | 16           | 12           | <b>26</b>           | 15           | 11           | <b>2</b>            | 1          | 1          |
| <b>15 - 19</b>          | <b>59</b>             | 32           | 27           | <b>57</b>           | 31           | 26           | <b>2</b>            | 1          | 1          |
| <b>20 - 24</b>          | <b>68</b>             | 52           | 16           | <b>66</b>           | 51           | 15           | <b>2</b>            | 1          | 1          |
| <b>25 - 29</b>          | <b>117</b>            | 91           | 26           | <b>114</b>          | 88           | 26           | <b>3</b>            | 3          | -          |
| <b>30 - 34</b>          | <b>132</b>            | 99           | 33           | <b>128</b>          | 97           | 31           | <b>4</b>            | 2          | 2          |
| <b>35 - 39</b>          | <b>205</b>            | 141          | 64           | <b>203</b>          | 140          | 63           | <b>2</b>            | 1          | 1          |
| <b>40 - 44</b>          | <b>333</b>            | 225          | 108          | <b>329</b>          | 222          | 107          | <b>4</b>            | 3          | 1          |
| <b>45 - 49</b>          | <b>486</b>            | 355          | 131          | <b>478</b>          | 350          | 128          | <b>8</b>            | 5          | 3          |
| <b>50 - 54</b>          | <b>668</b>            | 468          | 200          | <b>659</b>          | 462          | 197          | <b>9</b>            | 6          | 3          |
| <b>55 - 59</b>          | <b>820</b>            | 516          | 304          | <b>805</b>          | 504          | 301          | <b>15</b>           | 12         | 3          |
| <b>60 - 64</b>          | <b>860</b>            | 543          | 317          | <b>841</b>          | 532          | 309          | <b>19</b>           | 11         | 8          |
| <b>65 - 69</b>          | <b>754</b>            | 455          | 299          | <b>742</b>          | 446          | 296          | <b>12</b>           | 9          | 3          |
| <b>70 - 74</b>          | <b>958</b>            | 563          | 395          | <b>929</b>          | 548          | 381          | <b>29</b>           | 15         | 14         |
| <b>75 - 79</b>          | <b>956</b>            | 507          | 449          | <b>929</b>          | 495          | 434          | <b>27</b>           | 12         | 15         |
| <b>80 - 84</b>          | <b>1,087</b>          | 466          | 621          | <b>1,067</b>        | 456          | 611          | <b>20</b>           | 10         | 10         |
| <b>85 and over</b>      | <b>1,179</b>          | 393          | 786          | <b>1,146</b>        | 384          | 762          | <b>33</b>           | 9          | 24         |
| <b>All ages</b>         | <b>9,004</b>          | <b>5,094</b> | <b>3,910</b> | <b>8,798</b>        | <b>4,989</b> | <b>3,809</b> | <b>206</b>          | <b>105</b> | <b>101</b> |

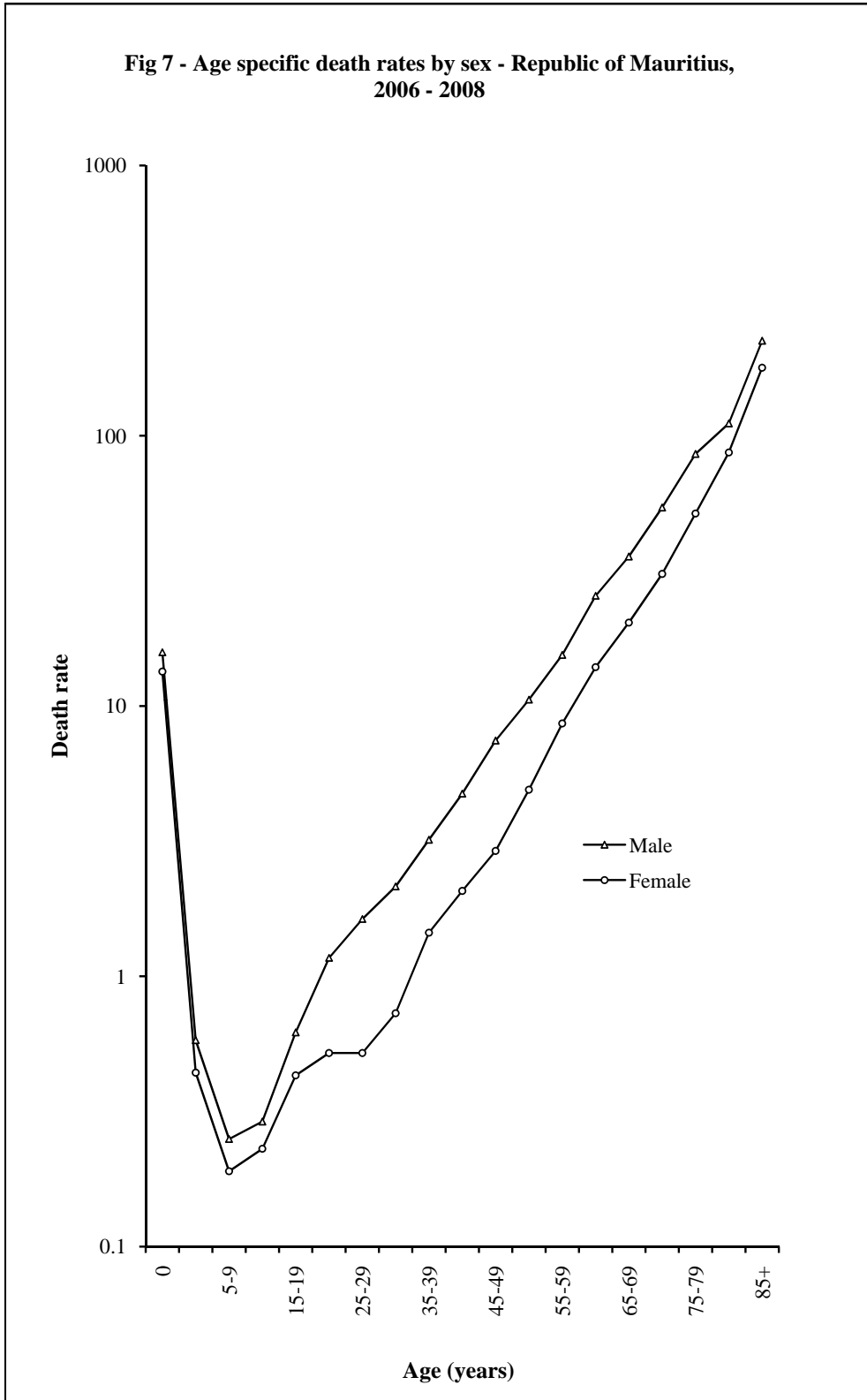
1/ excluding Agalega and St Brandon

Table 5.6 - Death rates by age group and sex - Republic of Mauritius <sup>1/</sup>, Island of Mauritius & Island of Rodrigues, 2008

| Age at death<br>(years) | Republic of Mauritius |            |            | Island of Mauritius |            |            | Island of Rodrigues |            |            |
|-------------------------|-----------------------|------------|------------|---------------------|------------|------------|---------------------|------------|------------|
|                         | Both sexes            | Male       | Female     | Both sexes          | Male       | Female     | Both sexes          | Male       | Female     |
| <b>Under 1</b>          | <b>14.3</b>           | 16.6       | 12.0       | <b>14.2</b>         | 17.0       | 11.4       | <b>16.4</b>         | 10.0       | 22.8       |
| <b>1 - 4</b>            | <b>0.5</b>            | 0.5        | 0.4        | <b>0.5</b>          | 0.6        | 0.4        | <b>0.6</b>          | 0.0        | 1.2        |
| <b>5 - 9</b>            | <b>0.2</b>            | 0.3        | 0.2        | <b>0.2</b>          | 0.3        | 0.2        | <b>0.0</b>          | 0.0        | 0.0        |
| <b>10 - 14</b>          | <b>0.3</b>            | 0.3        | 0.2        | <b>0.3</b>          | 0.3        | 0.2        | <b>0.6</b>          | 0.6        | 0.6        |
| <b>15 - 19</b>          | <b>0.5</b>            | 0.6        | 0.5        | <b>0.5</b>          | 0.6        | 0.5        | <b>0.5</b>          | 0.5        | 0.5        |
| <b>20 - 24</b>          | <b>0.7</b>            | 1.1        | 0.3        | <b>0.7</b>          | 1.1        | 0.3        | <b>0.5</b>          | 0.5        | 0.5        |
| <b>25 - 29</b>          | <b>1.1</b>            | 1.6        | 0.5        | <b>1.1</b>          | 1.6        | 0.5        | <b>0.8</b>          | 1.7        | 0.0        |
| <b>30 - 34</b>          | <b>1.3</b>            | 1.9        | 0.6        | <b>1.3</b>          | 2.0        | 0.6        | <b>1.8</b>          | 1.9        | 1.7        |
| <b>35 - 39</b>          | <b>2.3</b>            | 3.1        | 1.4        | <b>2.3</b>          | 3.2        | 1.4        | <b>1.1</b>          | 1.2        | 1.1        |
| <b>40 - 44</b>          | <b>3.3</b>            | 4.4        | 2.1        | <b>3.3</b>          | 4.5        | 2.1        | <b>2.1</b>          | 3.2        | 1.0        |
| <b>45 - 49</b>          | <b>5.2</b>            | 7.6        | 2.8        | <b>5.2</b>          | 7.6        | 2.8        | <b>4.0</b>          | 5.0        | 3.0        |
| <b>50 - 54</b>          | <b>8.3</b>            | 11.7       | 4.9        | <b>8.4</b>          | 11.8       | 5.0        | <b>4.9</b>          | 6.2        | 3.5        |
| <b>55 - 59</b>          | <b>12.1</b>           | 15.6       | 8.7        | <b>12.1</b>         | 15.5       | 8.8        | <b>12.1</b>         | 19.3       | 4.8        |
| <b>60 - 64</b>          | <b>19.2</b>           | 26.2       | 13.2       | <b>19.3</b>         | 26.3       | 13.2       | <b>17.5</b>         | 20.9       | 14.3       |
| <b>65 - 69</b>          | <b>25.7</b>           | 34.8       | 18.5       | <b>26.2</b>         | 35.4       | 18.9       | <b>11.9</b>         | 18.8       | 5.6        |
| <b>70 - 74</b>          | <b>39.7</b>           | 54.5       | 28.6       | <b>39.7</b>         | 54.7       | 28.5       | <b>38.6</b>         | 45.6       | 33.1       |
| <b>75 - 79</b>          | <b>61.9</b>           | 82.4       | 48.3       | <b>62.0</b>         | 83.2       | 48.0       | <b>60.4</b>         | 58.3       | 62.2       |
| <b>80 - 84</b>          | <b>96.1</b>           | 112.4      | 86.7       | <b>96.1</b>         | 112.1      | 86.9       | <b>93.5</b>         | 126.6      | 74.1       |
| <b>85 and over</b>      | <b>189.8</b>          | 214.8      | 179.4      | <b>190.9</b>        | 217.7      | 179.8      | <b>158.7</b>        | 136.4      | 169.0      |
| <b>All ages</b>         | <b>7.1</b>            | <b>8.4</b> | <b>6.1</b> | <b>7.1</b>          | <b>8.2</b> | <b>6.1</b> | <b>5.5</b>          | <b>5.7</b> | <b>5.3</b> |

1/ excluding Agalega and St Brandon

**Fig 7 - Age specific death rates by sex - Republic of Mauritius,  
2006 - 2008**



**Table 5.7(a) - Infant deaths by month of registration - Republic of Mauritius <sup>1/</sup>, 1999 - 2008**

| <b>Month</b>     | <b>1999</b> | <b>2000</b> | <b>2001</b> | <b>2002</b> | <b>2003</b> | <b>2004</b> | <b>2005</b> | <b>2006</b> | <b>2007</b> | <b>2008</b> |
|------------------|-------------|-------------|-------------|-------------|-------------|-------------|-------------|-------------|-------------|-------------|
| <b>January</b>   | 36          | 30          | 42          | 26          | 19          | 34          | 26          | 27          | 23          | 11          |
| <b>February</b>  | 34          | 24          | 29          | 21          | 18          | 18          | 24          | 20          | 19          | 21          |
| <b>March</b>     | 34          | 26          | 21          | 23          | 21          | 23          | 24          | 27          | 19          | 22          |
| <b>April</b>     | 32          | 31          | 23          | 19          | 22          | 28          | 15          | 27          | 32          | 25          |
| <b>May</b>       | 36          | 24          | 19          | 34          | 24          | 37          | 25          | 27          | 28          | 20          |
| <b>June</b>      | 38          | 29          | 19          | 29          | 17          | 20          | 21          | 22          | 26          | 25          |
| <b>July</b>      | 40          | 32          | 34          | 25          | 20          | 13          | 26          | 16          | 27          | 21          |
| <b>August</b>    | 29          | 28          | 21          | 31          | 27          | 25          | 17          | 16          | 22          | 21          |
| <b>September</b> | 30          | 17          | 19          | 25          | 21          | 21          | 18          | 22          | 23          | 18          |
| <b>October</b>   | 23          | 32          | 21          | 23          | 27          | 16          | 14          | 16          | 12          | 16          |
| <b>November</b>  | 30          | 28          | 11          | 25          | 15          | 23          | 17          | 19          | 15          | 21          |
| <b>December</b>  | 34          | 21          | 23          | 16          | 19          | 19          | 21          | 10          | 15          | 15          |
| <b>Year</b>      | <b>396</b>  | <b>322</b>  | <b>282</b>  | <b>297</b>  | <b>250</b>  | <b>277</b>  | <b>248</b>  | <b>249</b>  | <b>261</b>  | <b>236</b>  |

<sup>1/</sup> excluding Agalega and St Brandon

**Table 5.7(b) - Infant deaths by month of registration - Island of Mauritius, 1999 - 2008**

| <b>Month</b>     | <b>1999</b> | <b>2000</b> | <b>2001</b> | <b>2002</b> | <b>2003</b> | <b>2004</b> | <b>2005</b> | <b>2006</b> | <b>2007</b> | <b>2008</b> |
|------------------|-------------|-------------|-------------|-------------|-------------|-------------|-------------|-------------|-------------|-------------|
| <b>January</b>   | 36          | 29          | 40          | 25          | 18          | 30          | 26          | 24          | 21          | 11          |
| <b>February</b>  | 31          | 23          | 26          | 21          | 18          | 15          | 24          | 19          | 17          | 20          |
| <b>March</b>     | 33          | 26          | 20          | 20          | 18          | 20          | 23          | 25          | 18          | 21          |
| <b>April</b>     | 32          | 31          | 22          | 18          | 18          | 25          | 15          | 24          | 32          | 21          |
| <b>May</b>       | 35          | 24          | 18          | 31          | 23          | 35          | 23          | 26          | 27          | 20          |
| <b>June</b>      | 36          | 29          | 18          | 28          | 16          | 20          | 21          | 18          | 25          | 24          |
| <b>July</b>      | 36          | 30          | 30          | 24          | 19          | 13          | 24          | 13          | 23          | 21          |
| <b>August</b>    | 26          | 26          | 20          | 29          | 26          | 24          | 16          | 14          | 22          | 19          |
| <b>September</b> | 26          | 17          | 17          | 22          | 20          | 20          | 16          | 21          | 22          | 16          |
| <b>October</b>   | 23          | 29          | 20          | 21          | 24          | 15          | 12          | 14          | 12          | 16          |
| <b>November</b>  | 30          | 25          | 11          | 23          | 12          | 22          | 17          | 17          | 14          | 20          |
| <b>December</b>  | 31          | 17          | 21          | 16          | 18          | 17          | 20          | 10          | 15          | 14          |
| <b>Year</b>      | <b>375</b>  | <b>306</b>  | <b>263</b>  | <b>278</b>  | <b>230</b>  | <b>256</b>  | <b>237</b>  | <b>225</b>  | <b>248</b>  | <b>223</b>  |



**Table 5.7(c) - Infant deaths by month of registration - Island of Rodrigues, 1999 - 2008**

| <b>Month</b>     | <b>1999</b> | <b>2000</b> | <b>2001</b> | <b>2002</b> | <b>2003</b> | <b>2004</b> | <b>2005</b> | <b>2006</b> | <b>2007</b> | <b>2008</b> |
|------------------|-------------|-------------|-------------|-------------|-------------|-------------|-------------|-------------|-------------|-------------|
| <b>January</b>   | -           | 1           | 2           | 1           | 1           | 4           | -           | 3           | 2           | -           |
| <b>February</b>  | 3           | 1           | 3           | -           | -           | 3           | -           | 1           | 2           | 1           |
| <b>March</b>     | 1           | -           | 1           | 3           | 3           | 3           | 1           | 2           | 1           | 1           |
| <b>April</b>     | -           | -           | 1           | 1           | 4           | 3           | -           | 3           | -           | 4           |
| <b>May</b>       | 1           | -           | 1           | 3           | 1           | 2           | 2           | 1           | 1           | -           |
| <b>June</b>      | 2           | -           | 1           | 1           | 1           | -           | -           | 4           | 1           | 1           |
| <b>July</b>      | 4           | 2           | 4           | 1           | 1           | -           | 2           | 3           | 4           | -           |
| <b>August</b>    | 3           | 2           | 1           | 2           | 1           | 1           | 1           | 2           | -           | 2           |
| <b>September</b> | 4           | -           | 2           | 3           | 1           | 1           | 2           | 1           | 1           | 2           |
| <b>October</b>   | -           | 3           | 1           | 2           | 3           | 1           | 2           | 2           | -           | -           |
| <b>November</b>  | -           | 3           | -           | 2           | 3           | 1           | -           | 2           | 1           | 1           |
| <b>December</b>  | 3           | 4           | 2           | -           | 1           | 2           | 1           | -           | -           | 1           |
| <b>Year</b>      | <b>21</b>   | <b>16</b>   | <b>19</b>   | <b>19</b>   | <b>20</b>   | <b>21</b>   | <b>11</b>   | <b>24</b>   | <b>13</b>   | <b>13</b>   |

**Table 5.8 - Infant deaths by geographical district - Republic of Mauritius <sup>1/</sup>, 1999 - 2008**

| <b>Geographical district</b> | <b>1999</b> | <b>2000</b> | <b>2001</b> | <b>2002</b> | <b>2003</b> | <b>2004</b> | <b>2005</b> | <b>2006</b> | <b>2007</b> | <b>2008</b> |
|------------------------------|-------------|-------------|-------------|-------------|-------------|-------------|-------------|-------------|-------------|-------------|
| <b>Port Louis</b>            | 52          | 49          | 39          | 35          | 23          | 40          | 38          | 27          | 38          | 30          |
| <b>Pamplemousses</b>         | 35          | 31          | 28          | 25          | 25          | 34          | 35          | 42          | 22          | 29          |
| <b>Riviere du Rempart</b>    | 26          | 25          | 21          | 33          | 15          | 31          | 19          | 23          | 26          | 17          |
| <b>Flacq</b>                 | 39          | 34          | 34          | 29          | 21          | 28          | 24          | 22          | 39          | 27          |
| <b>Grand Port</b>            | 54          | 35          | 30          | 38          | 29          | 29          | 24          | 24          | 17          | 18          |
| <b>Savanne</b>               | 32          | 23          | 8           | 20          | 14          | 19          | 15          | 7           | 11          | 15          |
| <b>Plaines Wilhems</b>       | 98          | 72          | 68          | 62          | 72          | 48          | 52          | 50          | 73          | 59          |
| <b>Moka</b>                  | 19          | 18          | 16          | 16          | 14          | 17          | 20          | 14          | 14          | 10          |
| <b>Black River</b>           | 20          | 19          | 19          | 20          | 17          | 10          | 10          | 16          | 8           | 18          |
| <b>Island of Mauritius</b>   | <b>375</b>  | <b>306</b>  | <b>263</b>  | <b>278</b>  | <b>230</b>  | <b>256</b>  | <b>237</b>  | <b>225</b>  | <b>248</b>  | <b>223</b>  |
| <b>Island of Rodrigues</b>   | 21          | 16          | 19          | 19          | 20          | 21          | 11          | 24          | 13          | 13          |
| <b>Republic of Mauritius</b> | <b>396</b>  | <b>322</b>  | <b>282</b>  | <b>297</b>  | <b>250</b>  | <b>277</b>  | <b>248</b>  | <b>249</b>  | <b>261</b>  | <b>236</b>  |

1/ excluding Agalega and St Brandon

**Table 5.9 - Infant mortality rate by geographical district - Republic of Mauritius <sup>1/</sup>, 1999 - 2008**

| Geographical district                   | 1999        | 2000        | 2001        | 2002        | 2003        | 2004        | 2005        | 2006        | 2007        | 2008        |
|---|-------------|-------------|-------------|-------------|-------------|-------------|-------------|-------------|-------------|-------------|
| <b>Port Louis</b>                       | 20.4        | 18.6        | 16.0        | 13.8        | 9.7         | 17.9        | 18.8        | 13.9        | 20.2        | 16.7        |
| <b>Pamplemousses</b>                    | 17.0        | 15.3        | 13.8        | 11.9        | 12.7        | 16.4        | 16.6        | 21.3        | 11.6        | 15.7        |
| <b>Riviere du Rempart</b>               | 14.3        | 14.1        | 12.0        | 19.1        | 8.7         | 17.8        | 12.7        | 15.2        | 17.1        | 11.7        |
| <b>Flacq</b>                            | 16.5        | 13.9        | 14.4        | 12.5        | 9.5         | 12.5        | 11.1        | 11.2        | 20.5        | 14.5        |
| <b>Grand Port</b>                       | 27.2        | 18.3        | 16.8        | 20.9        | 17.2        | 17.0        | 13.2        | 15.7        | 11.2        | 13.2        |
| <b>Savanne</b>                          | 28.4        | 20.9        | 7.3         | 17.6        | 13.2        | 17.6        | 13.8        | 7.2         | 11.4        | 16.7        |
| <b>Plaine Wilhems</b>                   | 17.8        | 13.8        | 13.1        | 11.8        | 13.9        | 9.8         | 10.7        | 11.0        | 16.4        | 13.7        |
| <b>Moka</b>                             | 16.8        | 14.7        | 14.2        | 13.4        | 12.0        | 14.9        | 17.7        | 12.7        | 13.9        | 10.5        |
| <b>Black River</b>                      | 19.9        | 18.5        | 17.3        | 18.4        | 14.5        | 8.5         | 8.1         | 13.7        | 7.5         | 16.0        |
| <b>Island of Mauritius</b>              | <b>19.2</b> | <b>15.8</b> | <b>13.9</b> | <b>14.5</b> | <b>12.4</b> | <b>14.0</b> | <b>13.2</b> | <b>13.5</b> | <b>15.3</b> | <b>14.3</b> |
| <b>Island of Rodrigues<sup>2/</sup></b> | 27.3        | 19.8        | 23.4        | 23.3        | 24.2        | 22.2        | 12.3        | 27.2        | 15.4        | 16.6        |
| <b>Republic of Mauritius</b>            | <b>19.5</b> | <b>15.9</b> | <b>14.3</b> | <b>14.9</b> | <b>12.9</b> | <b>14.4</b> | <b>13.2</b> | <b>14.1</b> | <b>15.3</b> | <b>14.4</b> |

1/ excluding Agalega and St Brandon

2/ rates for Rodrigues are calculated for each specific year only

Table 5.10(a) - Infant deaths by age - Republic of Mauritius <sup>1/</sup>, 1999 - 2008

| Age                  | 1999       | 2000       | 2001       | 2002       | 2003       | 2004       | 2005       | 2006       | 2007       | 2008       |
|----------------------|------------|------------|------------|------------|------------|------------|------------|------------|------------|------------|
| <b>Under 1 day</b>   | 77         | 62         | 65         | 53         | 44         | 55         | 40         | 35         | 46         | 30         |
| <b>1 - 6 days</b>    | 138        | 120        | 94         | 123        | 88         | 97         | 87         | 90         | 94         | 82         |
| <b>7 - 27 days</b>   | 76         | 73         | 50         | 35         | 45         | 55         | 59         | 61         | 47         | 40         |
| <b>1 month</b>       | 32         | 15         | 21         | 29         | 19         | 20         | 11         | 20         | 24         | 22         |
| <b>2 months</b>      | 14         | 11         | 12         | 10         | 11         | 15         | 16         | 8          | 11         | 17         |
| <b>3 months</b>      | 9          | 8          | 10         | 15         | 13         | 6          | 7          | 10         | 10         | 9          |
| <b>4 months</b>      | 10         | 7          | 6          | 11         | 6          | 4          | 11         | 3          | 7          | 5          |
| <b>5 months</b>      | 9          | 5          | 2          | 5          | 6          | 6          | 3          | 5          | 3          | 8          |
| <b>6 months</b>      | 4          | 5          | 4          | 5          | 5          | 4          | 3          | 4          | 7          | 3          |
| <b>7 months</b>      | 10         | 4          | 5          | 3          | 4          | 4          | 2          | 3          | 2          | 7          |
| <b>8 months</b>      | 5          | 3          | 2          | 2          | 2          | 8          | 1          | 4          | 2          | 3          |
| <b>9 months</b>      | 3          | 1          | 5          | 1          | 3          | 0          | 4          | 2          | 1          | 3          |
| <b>10 months</b>     | 6          | 1          | 3          | 3          | 1          | 2          | 2          | 1          | 3          | 3          |
| <b>11 months</b>     | 3          | 7          | 3          | 2          | 3          | 1          | 2          | 3          | 4          | 4          |
| <b>Under 1 year</b>  | <b>396</b> | <b>322</b> | <b>282</b> | <b>297</b> | <b>250</b> | <b>277</b> | <b>248</b> | <b>249</b> | <b>261</b> | <b>236</b> |
| <b>Under 7 days</b>  | 215        | 182        | 159        | 176        | 132        | 152        | 127        | 125        | 140        | 112        |
| <b>Under 28 days</b> | 291        | 255        | 209        | 211        | 177        | 207        | 186        | 186        | 187        | 152        |
| <b>1 - 11 months</b> | 105        | 67         | 73         | 86         | 73         | 70         | 62         | 63         | 74         | 84         |

1/ excluding Agalega and St Brandon

**Table 5.10(b) - Infant deaths by age - Island of Mauritius, 1999 - 2008**

| <b>Age</b>           | <b>1999</b> | <b>2000</b> | <b>2001</b> | <b>2002</b> | <b>2003</b> | <b>2004</b> | <b>2005</b> | <b>2006</b> | <b>2007</b> | <b>2008</b> |
|----------------------|-------------|-------------|-------------|-------------|-------------|-------------|-------------|-------------|-------------|-------------|
| <b>Under 1 day</b>   | 67          | 57          | 62          | 49          | 41          | 48          | 39          | 29          | 42          | 30          |
| <b>1 - 6 days</b>    | 133         | 114         | 84          | 115         | 82          | 89          | 84          | 83          | 90          | 76          |
| <b>7 - 27 days</b>   | 75          | 70          | 48          | 33          | 44          | 52          | 58          | 56          | 44          | 37          |
| <b>1 month</b>       | 31          | 14          | 21          | 26          | 17          | 19          | 10          | 19          | 23          | 21          |
| <b>2 months</b>      | 12          | 11          | 12          | 10          | 7           | 13          | 16          | 7           | 11          | 15          |
| <b>3 months</b>      | 8           | 8           | 9           | 15          | 11          | 6           | 7           | 10          | 10          | 9           |
| <b>4 months</b>      | 10          | 7           | 5           | 11          | 6           | 4           | 9           | 3           | 7           | 5           |
| <b>5 months</b>      | 9           | 5           | 2           | 3           | 6           | 6           | 3           | 5           | 3           | 8           |
| <b>6 months</b>      | 4           | 5           | 4           | 5           | 4           | 4           | 3           | 3           | 6           | 3           |
| <b>7 months</b>      | 10          | 4           | 4           | 3           | 4           | 4           | 1           | 2           | 2           | 7           |
| <b>8 months</b>      | 4           | 2           | 2           | 2           | 2           | 8           | 1           | 3           | 2           | 2           |
| <b>9 months</b>      | 3           | 1           | 4           | 1           | 3           | -           | 3           | 2           | 1           | 3           |
| <b>10 months</b>     | 6           | 1           | 3           | 3           | -           | 2           | 2           | 1           | 3           | 3           |
| <b>11 months</b>     | 3           | 7           | 3           | 2           | 3           | 1           | 1           | 2           | 4           | 4           |
| <b>Under 1 year</b>  | <b>375</b>  | <b>306</b>  | <b>263</b>  | <b>278</b>  | <b>230</b>  | <b>256</b>  | <b>237</b>  | <b>225</b>  | <b>248</b>  | <b>223</b>  |
| <b>Under 7 days</b>  | 200         | 171         | 146         | 164         | 123         | 137         | 123         | 112         | 132         | 106         |
| <b>Under 28 days</b> | 275         | 241         | 194         | 197         | 167         | 189         | 181         | 168         | 176         | 143         |
| <b>1 - 11 months</b> | 100         | 65          | 69          | 81          | 63          | 67          | 56          | 57          | 72          | 80          |

Table 5.10(c) - Infant deaths by age - Island of Rodrigues, 1999 - 2008

| Age                  | 1999      | 2000      | 2001      | 2002      | 2003      | 2004      | 2005      | 2006      | 2007      | 2008      |
|----------------------|-----------|-----------|-----------|-----------|-----------|-----------|-----------|-----------|-----------|-----------|
| <b>Under 1 day</b>   | 10        | 5         | 3         | 4         | 3         | 7         | 1         | 6         | 4         | -         |
| <b>1 - 6 days</b>    | 5         | 6         | 10        | 8         | 6         | 8         | 3         | 7         | 4         | 6         |
| <b>7 - 27 days</b>   | 1         | 3         | 2         | 2         | 1         | 3         | 1         | 5         | 3         | 3         |
| <b>1 month</b>       | 1         | 1         | -         | 3         | 2         | 1         | 1         | 1         | 1         | 1         |
| <b>2 months</b>      | 2         | -         | -         | -         | 4         | 2         | -         | 1         | -         | 2         |
| <b>3 months</b>      | 1         | -         | 1         | -         | 2         | -         | -         | -         | -         | -         |
| <b>4 months</b>      | -         | -         | 1         | -         | -         | -         | 2         | -         | -         | -         |
| <b>5 months</b>      | -         | -         | -         | 2         | -         | -         | -         | -         | -         | -         |
| <b>6 months</b>      | -         | -         | -         | -         | 1         | -         | -         | 1         | 1         | -         |
| <b>7 months</b>      | -         | -         | 1         | -         | -         | -         | 1         | 1         | -         | -         |
| <b>8 months</b>      | 1         | 1         | -         | -         | -         | -         | -         | 1         | -         | 1         |
| <b>9 months</b>      | -         | -         | 1         | -         | -         | -         | 1         | -         | -         | -         |
| <b>10 months</b>     | -         | -         | -         | -         | 1         | -         | -         | -         | -         | -         |
| <b>11 months</b>     | -         | -         | -         | -         | -         | -         | 1         | 1         | -         | -         |
| <b>Under 1 year</b>  | <b>21</b> | <b>16</b> | <b>19</b> | <b>19</b> | <b>20</b> | <b>21</b> | <b>11</b> | <b>24</b> | <b>13</b> | <b>13</b> |
| <b>Under 7 days</b>  | 15        | 11        | 13        | 12        | 9         | 15        | 4         | 13        | 8         | 6         |
| <b>Under 28 days</b> | 16        | 14        | 15        | 14        | 10        | 18        | 5         | 18        | 11        | 9         |
| <b>1 - 11 months</b> | 5         | 2         | 4         | 5         | 10        | 3         | 6         | 6         | 2         | 4         |

Table 5.11 - Infant deaths by age and sex - Republic of Mauritius <sup>1/</sup>, Island of Mauritius & Island of Rodrigues, 2008

| Age at death        | Republic of Mauritius |            |           | Island of Mauritius |            |           | Island of Rodrigues |          |          |
|---------------------|-----------------------|------------|-----------|---------------------|------------|-----------|---------------------|----------|----------|
|                     | Both sexes            | Male       | Female    | Both sexes          | Male       | Female    | Both sexes          | Male     | Female   |
| Under 1 day         | 30                    | 19         | 11        | 30                  | 19         | 11        | -                   | -        | -        |
| 1 - 6 days          | 82                    | 47         | 35        | 76                  | 46         | 30        | 6                   | 1        | 5        |
| 7 - 27 days         | 40                    | 25         | 15        | 37                  | 24         | 13        | 3                   | 1        | 2        |
| 1 month             | 22                    | 13         | 9         | 21                  | 12         | 9         | 1                   | 1        | -        |
| 2 months            | 17                    | 8          | 9         | 15                  | 8          | 7         | 2                   | -        | 2        |
| 3 months            | 9                     | 4          | 5         | 9                   | 4          | 5         | -                   | -        | -        |
| 4 months            | 5                     | 1          | 4         | 5                   | 1          | 4         | -                   | -        | -        |
| 5 months            | 8                     | 4          | 4         | 8                   | 4          | 4         | -                   | -        | -        |
| 6 months            | 3                     | 2          | 1         | 3                   | 2          | 1         | -                   | -        | -        |
| 7 months            | 7                     | 6          | 1         | 7                   | 6          | 1         | -                   | -        | -        |
| 8 months            | 3                     | 2          | 1         | 2                   | 1          | 1         | 1                   | 1        | -        |
| 9 months            | 3                     | 2          | 1         | 3                   | 2          | 1         | -                   | -        | -        |
| 10 months           | 3                     | 2          | 1         | 3                   | 2          | 1         | -                   | -        | -        |
| 11 months           | 4                     | 3          | 1         | 4                   | 3          | 1         | -                   | -        | -        |
| <b>Under 1 year</b> | <b>236</b>            | <b>138</b> | <b>98</b> | <b>223</b>          | <b>134</b> | <b>89</b> | <b>13</b>           | <b>4</b> | <b>9</b> |
| Under 7 days        | 112                   | 66         | 46        | 106                 | 65         | 41        | 6                   | 1        | 5        |
| Under 28 days       | 152                   | 91         | 61        | 143                 | 89         | 54        | 9                   | 2        | 7        |
| 1 - 11 months       | 84                    | 47         | 37        | 80                  | 45         | 35        | 4                   | 2        | 2        |

1/ excluding Agalega and St Brandon

**Table 5.12 - Under one year mortality rates - Republic of Mauritius <sup>1/</sup>, Island of Mauritius & Island of Rodrigues, 1999 - 2008**

|                                      | <b>Mortality rates</b>               | <b>1999</b> | <b>2000</b> | <b>2001</b> | <b>2002</b> | <b>2003</b> | <b>2004</b> | <b>2005</b> | <b>2006</b> | <b>2007</b> | <b>2008</b> |
|--------------------------------------|--------------------------------------|-------------|-------------|-------------|-------------|-------------|-------------|-------------|-------------|-------------|-------------|
| <b>Republic<br/>of<br/>Mauritius</b> | <b>Early neonatal mortality rate</b> | 10.6        | 9.0         | 8.1         | 8.8         | 6.8         | 7.9         | 6.7         | 7.1         | 8.2         | 6.8         |
|                                      | <b>Late neonatal mortality rate</b>  | 3.7         | 3.6         | 2.5         | 1.8         | 2.3         | 2.9         | 3.1         | 3.5         | 2.8         | 2.4         |
|                                      | <b>Neonatal mortality rate</b>       | 14.3        | 12.6        | 10.6        | 10.6        | 9.1         | 10.8        | 9.8         | 10.6        | 11.0        | 9.2         |
|                                      | <b>Post-neonatal mortality rate</b>  | 5.2         | 3.3         | 3.7         | 4.3         | 3.8         | 3.6         | 3.3         | 3.6         | 4.3         | 5.1         |
|                                      | <b>Perinatal mortality rate</b>      | 21.5        | 21.9        | 20.2        | 18.9        | 18.0        | 17.7        | 16.4        | 15.3        | 18.1        | 16.8        |
| <b>Island<br/>of<br/>Mauritius</b>   | <b>Early neonatal mortality rate</b> | 10.2        | 8.8         | 7.7         | 8.6         | 6.6         | 7.5         | 6.9         | 6.7         | 8.2         | 6.8         |
|                                      | <b>Late neonatal mortality rate</b>  | 3.9         | 3.6         | 2.5         | 1.7         | 2.4         | 2.8         | 3.2         | 3.3         | 2.7         | 2.4         |
|                                      | <b>Neonatal mortality rate</b>       | 14.1        | 12.4        | 10.2        | 10.3        | 9.0         | 10.3        | 10.1        | 10.0        | 10.9        | 9.2         |
|                                      | <b>Post-neonatal mortality rate</b>  | 5.1         | 3.4         | 3.7         | 4.2         | 3.4         | 3.7         | 3.1         | 3.4         | 4.4         | 5.1         |
|                                      | <b>Perinatal mortality rate</b>      | 21.2        | 22.1        | 19.9        | 18.6        | 17.5        | 16.5        | 16.4        | 14.7        | 17.7        | 16.8        |
| <b>Island<br/>of<br/>Rodrigues</b>   | <b>Early neonatal mortality rate</b> | 19.5        | 13.6        | 16.0        | 14.7        | 10.9        | 15.8        | 4.5         | 14.8        | 9.5         | 7.7         |
|                                      | <b>Late neonatal mortality rate</b>  | 1.3         | 3.7         | 2.5         | 2.5         | 1.2         | 3.2         | 1.1         | 5.7         | 3.5         | 3.8         |
|                                      | <b>Neonatal mortality rate</b>       | 20.8        | 17.3        | 18.5        | 17.2        | 12.1        | 19.0        | 5.6         | 20.5        | 13.0        | 11.5        |
|                                      | <b>Post-neonatal mortality rate</b>  | 6.5         | 2.5         | 4.9         | 6.1         | 12.1        | 3.2         | 6.7         | 6.8         | 2.4         | 5.1         |
|                                      | <b>Perinatal mortality rate</b>      | 28.4        | 17.3        | 28.0        | 22.0        | 28.6        | 40.2        | 17.6        | 28.0        | 26.8        | 15.2        |

1/ excluding Agalega and St Brandon



**Table 5.13 - Life expectancy by age and sex at each census - Republic of Mauritius <sup>1/</sup>, 1962 - 2000**

| Exact<br>age<br>(years) | Male                         |                |                |                |                | Female                       |                |                |                |                |
|-------------------------|------------------------------|----------------|----------------|----------------|----------------|------------------------------|----------------|----------------|----------------|----------------|
|                         | 1961 -<br>1963 <sup>2/</sup> | 1971 -<br>1973 | 1982 -<br>1984 | 1989 -<br>1991 | 1999 -<br>2001 | 1961 -<br>1963 <sup>2/</sup> | 1971 -<br>1973 | 1982 -<br>1984 | 1989 -<br>1991 | 1999 -<br>2001 |
| <b>0</b>                | 58.7                         | 61.0           | 64.4           | 65.6           | 68.2           | 62.0                         | 65.9           | 71.7           | 73.4           | 75.3           |
| <b>1</b>                | 62.1                         | 64.0           | 65.3           | 66.1           | 68.4           | 64.6                         | 68.4           | 72.4           | 73.7           | 75.3           |
| <b>5</b>                | 59.9                         | 61.4           | 61.6           | 62.4           | 64.6           | 62.9                         | 66.1           | 68.8           | 69.9           | 71.4           |
| <b>10</b>               | 55.3                         | 56.7           | 56.8           | 57.5           | 59.7           | 58.4                         | 61.5           | 63.9           | 65.0           | 66.5           |
| <b>15</b>               | 50.6                         | 52.0           | 51.9           | 52.6           | 54.8           | 53.7                         | 56.7           | 59.1           | 60.1           | 61.6           |
| <b>20</b>               | 45.9                         | 47.3           | 47.2           | 47.8           | 50.0           | 49.2                         | 52.0           | 54.3           | 55.3           | 56.7           |
| <b>25</b>               | 41.3                         | 42.5           | 42.5           | 43.0           | 45.3           | 45.0                         | 47.4           | 49.6           | 50.6           | 51.8           |
| <b>30</b>               | 36.7                         | 37.9           | 37.8           | 38.3           | 40.6           | 40.7                         | 42.9           | 44.9           | 45.8           | 47.1           |
| <b>35</b>               | 32.2                         | 33.3           | 33.2           | 33.8           | 36.0           | 36.5                         | 38.5           | 40.1           | 41.0           | 42.3           |
| <b>40</b>               | 27.9                         | 28.8           | 28.8           | 29.4           | 31.5           | 32.3                         | 34.0           | 35.5           | 36.3           | 37.5           |
| <b>45</b>               | 23.7                         | 24.5           | 24.6           | 25.3           | 27.3           | 28.1                         | 29.6           | 31.0           | 31.7           | 32.9           |
| <b>50</b>               | 19.8                         | 20.5           | 20.7           | 21.4           | 23.3           | 23.8                         | 25.3           | 26.5           | 27.3           | 28.4           |
| <b>55</b>               | 16.4                         | 16.8           | 17.1           | 18.0           | 19.6           | 20.0                         | 21.3           | 22.3           | 23.1           | 24.2           |
| <b>60</b>               | 13.4                         | 13.5           | 13.8           | 14.8           | 16.1           | 16.3                         | 17.5           | 18.4           | 19.1           | 20.3           |
| <b>65</b>               | 10.9                         | 10.8           | 11.0           | 12.0           | 13.2           | 13.3                         | 14.0           | 14.8           | 15.4           | 16.6           |
| <b>70</b>               | 8.8                          | 8.5            | 8.5            | 9.6            | 10.6           | 10.5                         | 10.9           | 11.6           | 12.3           | 13.3           |
| <b>75</b>               | 6.9                          | 6.8            | 6.6            | 7.5            | 8.4            | 8.4                          | 8.4            | 9.0            | 9.7            | 10.5           |
| <b>80</b>               | 5.6                          | 5.7            | 4.8            | 5.8            | 6.5            | 6.8                          | 6.6            | 6.9            | 7.4            | 8.1            |
| <b>85+</b>              | 5.5                          | 4.9            | 3.5            | 4.6            | 5.0            | 5.8                          | 5.2            | 5.0            | 5.6            | 6.2            |

1/ excluding Agalega and St Brandon

2/ excluding Sino-Mauritian community

**Table 5.14(a) - Abridged Life Table by sex - Republic of Mauritius <sup>1/</sup>, 1989 - 1991**

**Male**

| Age          | m(x)    | q(x)    | l(x)    | d(x)   | L(x)    | T(x)      | e(x)  | Survival ratio        | Mortality level <sup>5/</sup> |
|--------------|---------|---------|---------|--------|---------|-----------|-------|-----------------------|-------------------------------|
| <b>0</b>     | 0.02513 | 0.02335 | 100,000 | 2,335  | 98,132  | 6,557,363 | 65.57 | 0.97594 <sup>2/</sup> | 23                            |
| <b>1-4</b>   | 0.00085 | 0.00333 | 97,665  | 326    | 389,836 | 6,459,231 | 66.14 | 0.99652 <sup>3/</sup> | 23                            |
| <b>5-9</b>   | 0.00031 | 0.00157 | 97,340  | 152    | 486,271 | 6,069,395 | 62.35 | 0.99814               | 23                            |
| <b>10-14</b> | 0.00047 | 0.00236 | 97,188  | 229    | 485,364 | 5,583,124 | 57.45 | 0.99700               | 23                            |
| <b>15-19</b> | 0.00073 | 0.00365 | 96,958  | 354    | 483,907 | 5,097,760 | 52.58 | 0.99575               | 23                            |
| <b>20-24</b> | 0.00097 | 0.00485 | 96,605  | 469    | 481,851 | 4,613,853 | 47.76 | 0.99345               | 22                            |
| <b>25-29</b> | 0.00166 | 0.00825 | 96,136  | 793    | 478,695 | 4,132,002 | 42.98 | 0.98974               | 21                            |
| <b>30-34</b> | 0.00247 | 0.01229 | 95,342  | 1,172  | 473,782 | 3,653,307 | 38.32 | 0.98354               | 20                            |
| <b>35-39</b> | 0.00418 | 0.02067 | 94,171  | 1,947  | 465,986 | 3,179,524 | 33.76 | 0.97463               | 19                            |
| <b>40-44</b> | 0.00612 | 0.03016 | 92,224  | 2,781  | 454,165 | 2,713,538 | 29.42 | 0.96159               | 18                            |
| <b>45-49</b> | 0.00961 | 0.04691 | 89,442  | 4,196  | 436,722 | 2,259,373 | 25.26 | 0.93800               | 17                            |
| <b>50-54</b> | 0.01619 | 0.07782 | 85,246  | 6,634  | 409,647 | 1,822,651 | 21.38 | 0.90896               | 16                            |
| <b>55-59</b> | 0.02224 | 0.10536 | 78,612  | 8,283  | 372,355 | 1,413,003 | 17.97 | 0.87187               | 16                            |
| <b>60-64</b> | 0.03327 | 0.15357 | 70,329  | 10,800 | 324,646 | 1,040,649 | 14.80 | 0.81852               | 16                            |
| <b>65-69</b> | 0.04804 | 0.21446 | 59,529  | 12,767 | 265,729 | 716,002   | 12.03 | 0.75257               | 17                            |
| <b>70-74</b> | 0.06767 | 0.28939 | 46,762  | 13,533 | 199,980 | 450,274   | 9.63  | 0.66891               | 19                            |
| <b>75-79</b> | 0.09682 | 0.38977 | 33,230  | 12,952 | 133,769 | 250,293   | 7.53  | 0.46555 <sup>4/</sup> | 22                            |
| <b>80-84</b> | 0.14815 | 0.54054 | 20,278  | 10,961 | 73,986  | 116,525   | 5.75  |                       |                               |
| <b>85+</b>   | 0.21902 | 1.00000 | 9,317   | 9,317  | 42,539  | 42,539    | 4.57  |                       |                               |

1/ Excluding Agalega and St Brandon

2/ Survival ratio from birth to age (0-4)

3/ Survival ratio from age (0-4) to age (5-9)

4/ Survival ratio from age 75+ to age 80+

5/ From Coale-Demeny West Model Life Tables

Note: In calculating the life table an average of the deaths registered between 1.7.1989 and 30.6.1991 and the 1990 mid year population have been used.

**Table 5.14(a) - Abridged Life Table by sex - Republic of Mauritius <sup>1/</sup>, 1989 - 1991 (cont'd)**

**Female**

| Age          | m(x)    | q(x)    | l(x)    | d(x)   | L(x)    | T(x)      | e(x)  | Survival ratio        | Mortality level <sup>5/</sup> |
|--------------|---------|---------|---------|--------|---------|-----------|-------|-----------------------|-------------------------------|
| <b>0</b>     | 0.01884 | 0.01762 | 100,000 | 1,762  | 98,590  | 7,339,190 | 73.39 | 0.98163 <sup>2/</sup> | 23                            |
| <b>1-4</b>   | 0.00073 | 0.00287 | 98,238  | 282    | 392,226 | 7,240,599 | 73.70 | 0.99715 <sup>3/</sup> | 23                            |
| <b>5-9</b>   | 0.00026 | 0.00132 | 97,956  | 129    | 489,416 | 6,848,373 | 69.91 | 0.99864               | 23                            |
| <b>10-14</b> | 0.00031 | 0.00156 | 97,827  | 152    | 488,752 | 6,358,957 | 65.00 | 0.99750               | 22                            |
| <b>15-19</b> | 0.00069 | 0.00343 | 97,674  | 335    | 487,532 | 5,870,206 | 60.10 | 0.99588               | 22                            |
| <b>20-24</b> | 0.00097 | 0.00482 | 97,339  | 469    | 485,522 | 5,382,674 | 55.30 | 0.99555               | 22                            |
| <b>25-29</b> | 0.00082 | 0.00409 | 96,870  | 396    | 483,361 | 4,897,152 | 50.55 | 0.99484               | 22                            |
| <b>30-34</b> | 0.00125 | 0.00625 | 96,474  | 603    | 480,864 | 4,413,791 | 45.75 | 0.99338               | 22                            |
| <b>35-39</b> | 0.00140 | 0.00699 | 95,872  | 670    | 477,683 | 3,932,927 | 41.02 | 0.99029               | 22                            |
| <b>40-44</b> | 0.00251 | 0.01246 | 95,202  | 1,186  | 473,043 | 3,455,244 | 36.29 | 0.98402               | 22                            |
| <b>45-49</b> | 0.00395 | 0.01954 | 94,015  | 1,837  | 465,485 | 2,982,202 | 31.72 | 0.97537               | 22                            |
| <b>50-54</b> | 0.00605 | 0.02981 | 92,178  | 2,748  | 454,022 | 2,516,717 | 27.30 | 0.96174               | 22                            |
| <b>55-59</b> | 0.00962 | 0.04697 | 89,430  | 4,201  | 436,650 | 2,062,695 | 23.06 | 0.93889               | 21                            |
| <b>60-64</b> | 0.01579 | 0.07594 | 85,230  | 6,472  | 409,968 | 1,626,045 | 19.08 | 0.90171               | 21                            |
| <b>65-69</b> | 0.02609 | 0.12248 | 78,757  | 9,646  | 369,671 | 1,216,078 | 15.44 | 0.84233               | 22                            |
| <b>70-74</b> | 0.04389 | 0.19777 | 69,111  | 13,668 | 311,386 | 846,406   | 12.25 | 0.76668               | 23                            |
| <b>75-79</b> | 0.06448 | 0.27763 | 55,443  | 15,393 | 238,735 | 535,020   | 9.65  | 0.55378 <sup>4/</sup> | 24                            |
| <b>80-84</b> | 0.09938 | 0.39800 | 40,051  | 15,940 | 160,402 | 296,285   | 7.40  |                       |                               |
| <b>85+</b>   | 0.17743 | 1.00000 | 24,110  | 24,110 | 135,883 | 135,883   | 5.64  |                       |                               |

1/ Excluding Agalega and St Brandon

2/ Survival ratio from birth to age (0-4)

3/ Survival ratio from age (0-4) to age (5-9)

4/ Survival ratio from age 75+ to age 80+

5/ From Coale-Demeny West Model Life Tables

Note: In calculating the life table an average of the deaths registered between 1.7.1989 and 30.6.1991 and the 1990 mid year population have been used.

**Table 5.14(b) - Abridged Life Table by sex - Island of Mauritius, 1989 - 1991**

**Male**

| Age          | m(x)    | q(x)    | l(x)    | d(x)   | L(x)    | T(x)      | e(x)  | Survival ratio        | Mortality level <sup>4/</sup> |
|--------------|---------|---------|---------|--------|---------|-----------|-------|-----------------------|-------------------------------|
| <b>0</b>     | 0.02451 | 0.02278 | 100,000 | 2,278  | 98,177  | 6,561,520 | 65.62 | 0.97651 <sup>1/</sup> | 23                            |
| <b>1-4</b>   | 0.00084 | 0.00327 | 97,722  | 319    | 390,076 | 6,463,342 | 66.14 | 0.99656 <sup>2/</sup> | 23                            |
| <b>5-9</b>   | 0.00032 | 0.00159 | 97,402  | 155    | 486,575 | 6,073,267 | 62.35 | 0.99818               | 23                            |
| <b>10-14</b> | 0.00045 | 0.00224 | 97,247  | 217    | 485,692 | 5,586,691 | 57.45 | 0.99706               | 23                            |
| <b>15-19</b> | 0.00073 | 0.00365 | 97,030  | 354    | 484,264 | 5,100,999 | 52.57 | 0.99594               | 23                            |
| <b>20-24</b> | 0.00090 | 0.00447 | 96,676  | 432    | 482,299 | 4,616,735 | 47.75 | 0.99362               | 22                            |
| <b>25-29</b> | 0.00167 | 0.00831 | 96,244  | 799    | 479,221 | 4,134,436 | 42.96 | 0.98972               | 21                            |
| <b>30-34</b> | 0.00247 | 0.01226 | 95,444  | 1,170  | 474,296 | 3,655,215 | 38.30 | 0.98350               | 20                            |
| <b>35-39</b> | 0.00420 | 0.02080 | 94,274  | 1,961  | 466,468 | 3,180,919 | 33.74 | 0.97456               | 19                            |
| <b>40-44</b> | 0.00613 | 0.03017 | 92,313  | 2,785  | 454,602 | 2,714,451 | 29.40 | 0.96152               | 18                            |
| <b>45-49</b> | 0.00964 | 0.04705 | 89,528  | 4,212  | 437,107 | 2,259,849 | 25.24 | 0.93797               | 17                            |
| <b>50-54</b> | 0.01618 | 0.07775 | 85,315  | 6,633  | 409,993 | 1,822,741 | 21.36 | 0.90873               | 16                            |
| <b>55-59</b> | 0.02237 | 0.10593 | 78,682  | 8,335  | 372,571 | 1,412,748 | 17.96 | 0.87178               | 16                            |
| <b>60-64</b> | 0.03317 | 0.15314 | 70,347  | 10,773 | 324,802 | 1,040,177 | 14.79 | 0.81849               | 16                            |
| <b>65-69</b> | 0.04818 | 0.21501 | 59,574  | 12,809 | 265,847 | 715,376   | 12.01 | 0.75082               | 17                            |
| <b>70-74</b> | 0.06857 | 0.29269 | 46,765  | 13,688 | 199,604 | 449,529   | 9.61  | 0.66687               | 19                            |
| <b>75-79</b> | 0.09699 | 0.39030 | 33,077  | 12,910 | 133,110 | 249,925   | 7.56  | 0.46740 <sup>3/</sup> | 22                            |
| <b>80-84</b> | 0.14795 | 0.54002 | 20,167  | 10,891 | 73,609  | 116,815   | 5.79  |                       |                               |
| <b>85+</b>   | 0.21471 | 1.00000 | 9,277   | 9,277  | 43,206  | 43,206    | 4.66  |                       |                               |

1/ Survival ratio from birth to age (0-4)

2/ Survival ratio from age (0-4) to age (5-9)

3/ Survival ratio from age 75+ to age 80+

4/ From Coale-Demeny West Model Life Tables

Note: In calculating the life table an average of the deaths registered between 1.7.1989 and 30.6.1991 and the 1990 mid year population have been used.

**Table 5.14(b) - Abridged Life Table by sex - Island of Mauritius, 1989 - 1991 (cont'd)**

**Female**

| Age          | m(x)    | q(x)    | l(x)    | d(x)   | L(x)    | T(x)      | e(x)  | Survival ratio        | Mortality level <sup>4/</sup> |
|--------------|---------|---------|---------|--------|---------|-----------|-------|-----------------------|-------------------------------|
| <b>0</b>     | 0.01826 | 0.01709 | 100,000 | 1,709  | 98,633  | 7,342,477 | 73.42 | 0.98219 <sup>1/</sup> | 23                            |
| <b>1-4</b>   | 0.00071 | 0.00279 | 98,291  | 274    | 392,462 | 7,243,843 | 73.70 | 0.99723 <sup>2/</sup> | 23                            |
| <b>5-9</b>   | 0.00026 | 0.00128 | 98,017  | 126    | 489,734 | 6,851,382 | 69.90 | 0.99867               | 23                            |
| <b>10-14</b> | 0.00031 | 0.00154 | 97,892  | 150    | 489,083 | 6,361,648 | 64.99 | 0.99747               | 22                            |
| <b>15-19</b> | 0.00071 | 0.00353 | 97,741  | 345    | 487,845 | 5,872,565 | 60.08 | 0.99580               | 22                            |
| <b>20-24</b> | 0.00098 | 0.00487 | 97,397  | 474    | 485,798 | 5,384,720 | 55.29 | 0.99549               | 22                            |
| <b>25-29</b> | 0.00083 | 0.00414 | 96,923  | 402    | 483,610 | 4,898,922 | 50.54 | 0.99476               | 22                            |
| <b>30-34</b> | 0.00127 | 0.00634 | 96,521  | 612    | 481,076 | 4,415,312 | 45.74 | 0.99346               | 22                            |
| <b>35-39</b> | 0.00135 | 0.00675 | 95,909  | 647    | 477,928 | 3,934,236 | 41.02 | 0.99053               | 22                            |
| <b>40-44</b> | 0.00246 | 0.01222 | 95,262  | 1,164  | 473,400 | 3,456,308 | 36.28 | 0.98411               | 22                            |
| <b>45-49</b> | 0.00396 | 0.01960 | 94,098  | 1,844  | 465,880 | 2,982,908 | 31.70 | 0.97539               | 22                            |
| <b>50-54</b> | 0.00603 | 0.02972 | 92,254  | 2,742  | 454,414 | 2,517,028 | 27.28 | 0.96194               | 22                            |
| <b>55-59</b> | 0.00955 | 0.04665 | 89,512  | 4,176  | 437,120 | 2,062,613 | 23.04 | 0.93886               | 21                            |
| <b>60-64</b> | 0.01588 | 0.07635 | 85,336  | 6,515  | 410,394 | 1,625,493 | 19.05 | 0.90115               | 21                            |
| <b>65-69</b> | 0.02626 | 0.12322 | 78,821  | 9,712  | 369,826 | 1,215,099 | 15.42 | 0.84147               | 21                            |
| <b>70-74</b> | 0.04415 | 0.19880 | 69,109  | 13,739 | 311,197 | 845,273   | 12.23 | 0.76640               | 23                            |
| <b>75-79</b> | 0.06431 | 0.27703 | 55,370  | 15,339 | 238,502 | 534,075   | 9.65  | 0.55343 <sup>3/</sup> | 24                            |
| <b>80-84</b> | 0.09887 | 0.39639 | 40,031  | 15,868 | 160,485 | 295,573   | 7.38  |                       |                               |
| <b>85+</b>   | 0.17887 | 1.00000 | 24,163  | 24,163 | 135,089 | 135,089   | 5.59  |                       |                               |

1/ Survival ratio from birth to age (0-4)

2/ Survival ratio from age (0-4) to age (5-9)

3/ Survival ratio from age 75+ to age 80+

4/ From Coale-Demeny West Model Life Tables

Note: In calculating the life table an average of the deaths registered between 1.7.1989 and 30.6.1991 and the 1990 mid year population have been used.

**Table 5.14(c) - Abridged Life Table by sex - Island of Rodrigues, 1988 - 1992**

**Male**

| Age          | m(x)    | q(x)    | l(x)    | d(x)   | L(x)    | T(x)      | e(x)  | Survival ratio        | Mortality level <sup>4/</sup> |
|--------------|---------|---------|---------|--------|---------|-----------|-------|-----------------------|-------------------------------|
| <b>0</b>     | 0.04179 | 0.03816 | 100,000 | 3,816  | 96,948  | 6,623,228 | 66.23 | 0.96179 <sup>1/</sup> | 22                            |
| <b>1-4</b>   | 0.00088 | 0.00345 | 96,184  | 332    | 383,945 | 6,526,280 | 67.85 | 0.99570 <sup>2/</sup> | 23                            |
| <b>5-9</b>   | 0.00032 | 0.00160 | 95,853  | 154    | 478,827 | 6,142,335 | 64.08 | 0.99748               | 23                            |
| <b>10-14</b> | 0.00073 | 0.00365 | 95,699  | 349    | 477,623 | 5,663,508 | 59.18 | 0.99619               | 22                            |
| <b>15-19</b> | 0.00080 | 0.00398 | 95,350  | 379    | 475,802 | 5,185,885 | 54.39 | 0.99317               | 22                            |
| <b>20-24</b> | 0.00195 | 0.00970 | 94,971  | 921    | 472,551 | 4,710,084 | 49.60 | 0.99312               | 22                            |
| <b>25-29</b> | 0.00081 | 0.00403 | 94,050  | 379    | 469,301 | 4,237,533 | 45.06 | 0.99306               | 22                            |
| <b>30-34</b> | 0.00198 | 0.00985 | 93,671  | 923    | 466,046 | 3,768,232 | 40.23 | 0.98805               | 21                            |
| <b>35-39</b> | 0.00283 | 0.01407 | 92,748  | 1,305  | 460,477 | 3,302,185 | 35.60 | 0.97901               | 20                            |
| <b>40-44</b> | 0.00568 | 0.02800 | 91,443  | 2,561  | 450,813 | 2,841,708 | 31.08 | 0.96962               | 20                            |
| <b>45-49</b> | 0.00668 | 0.03283 | 88,882  | 2,918  | 437,116 | 2,390,895 | 26.90 | 0.95240               | 19                            |
| <b>50-54</b> | 0.01298 | 0.06287 | 85,964  | 5,405  | 416,308 | 1,953,779 | 22.73 | 0.92892               | 19                            |
| <b>55-59</b> | 0.01663 | 0.07984 | 80,559  | 6,432  | 386,718 | 1,537,471 | 19.08 | 0.89131               | 19                            |
| <b>60-64</b> | 0.03012 | 0.14006 | 74,128  | 10,382 | 344,684 | 1,150,753 | 15.52 | 0.84675               | 19                            |
| <b>65-69</b> | 0.03682 | 0.16858 | 63,746  | 10,746 | 291,863 | 806,069   | 12.65 | 0.79131               | 21                            |
| <b>70-74</b> | 0.05896 | 0.25693 | 52,999  | 13,617 | 230,954 | 514,206   | 9.70  | 0.68055               | 20                            |
| <b>75-79</b> | 0.10112 | 0.40359 | 39,382  | 15,894 | 157,176 | 283,252   | 7.19  | 0.44510 <sup>3/</sup> | 21                            |
| <b>80-84</b> | 0.12308 | 0.47059 | 23,488  | 11,053 | 89,808  | 126,076   | 5.37  |                       |                               |
| <b>85+</b>   | 0.34286 | 1.00000 | 12,435  | 12,435 | 36,268  | 36,268    | 2.92  |                       |                               |

1/ Survival ratio from birth to age (0-4)

2/ Survival ratio from age (0-4) to age (5-9)

3/ Survival ratio from age 75+ to age 80+

4/ From Coale-Demeny West Model Life Tables

Note: In calculating the life table an average of the deaths registered for the years 1988 - 1992 and the 1990 mid year population have been used.

**Table 5.14(c) - Abridged Life Table by sex - Island of Rodrigues, 1988 - 1992 (cont'd)**

**Female**

| Age          | m(x)    | q(x)    | l(x)    | d(x)   | L(x)    | T(x)      | e(x)  | Survival ratio        | Mortality level <sup>4/</sup> |
|--------------|---------|---------|---------|--------|---------|-----------|-------|-----------------------|-------------------------------|
| <b>0</b>     | 0.03559 | 0.03271 | 100,000 | 3,271  | 97,383  | 7,275,573 | 72.76 | 0.96515 <sup>1/</sup> | 21                            |
| <b>1-4</b>   | 0.00175 | 0.00682 | 96,729  | 660    | 385,192 | 7,178,190 | 74.21 | 0.99406 <sup>2/</sup> | 21                            |
| <b>5-9</b>   | 0.00047 | 0.00236 | 96,069  | 227    | 479,708 | 6,792,998 | 70.71 | 0.99855               | 23                            |
| <b>10-14</b> | 0.00017 | 0.00083 | 95,842  | 79     | 479,014 | 6,313,290 | 65.87 | 0.99883               | 23                            |
| <b>15-19</b> | 0.00030 | 0.00151 | 95,763  | 145    | 478,454 | 5,834,276 | 60.92 | 0.99860               | 24                            |
| <b>20-24</b> | 0.00026 | 0.00129 | 95,618  | 124    | 477,782 | 5,355,822 | 56.01 | 0.99859               | 24                            |
| <b>25-29</b> | 0.00030 | 0.00152 | 95,495  | 145    | 477,111 | 4,878,040 | 51.08 | 0.99692               | 23                            |
| <b>30-34</b> | 0.00093 | 0.00464 | 95,350  | 442    | 475,642 | 4,400,929 | 46.16 | 0.99323               | 22                            |
| <b>35-39</b> | 0.00179 | 0.00890 | 94,907  | 845    | 472,424 | 3,925,287 | 41.36 | 0.98207               | 20                            |
| <b>40-44</b> | 0.00548 | 0.02705 | 94,063  | 2,544  | 463,952 | 3,452,862 | 36.71 | 0.97930               | 21                            |
| <b>45-49</b> | 0.00286 | 0.01418 | 91,518  | 1,298  | 454,346 | 2,988,910 | 32.66 | 0.97903               | 23                            |
| <b>50-54</b> | 0.00565 | 0.02785 | 90,220  | 2,512  | 444,820 | 2,534,564 | 28.09 | 0.96281               | 22                            |
| <b>55-59</b> | 0.00959 | 0.04681 | 87,708  | 4,105  | 428,276 | 2,089,744 | 23.83 | 0.94688               | 22                            |
| <b>60-64</b> | 0.01232 | 0.05974 | 83,602  | 4,995  | 405,525 | 1,661,468 | 19.87 | 0.91516               | 22                            |
| <b>65-69</b> | 0.02362 | 0.11152 | 78,608  | 8,767  | 371,122 | 1,255,943 | 15.98 | 0.86711               | 23                            |
| <b>70-74</b> | 0.03406 | 0.15694 | 69,841  | 10,961 | 321,803 | 884,822   | 12.67 | 0.77736               | 23                            |
| <b>75-79</b> | 0.07075 | 0.30058 | 58,880  | 17,698 | 250,155 | 563,019   | 9.56  | 0.55569 <sup>3/</sup> | 24                            |
| <b>80-84</b> | 0.09600 | 0.38710 | 41,182  | 15,941 | 166,056 | 312,864   | 7.60  |                       |                               |
| <b>85+</b>   | 0.17193 | 1.00000 | 25,241  | 25,241 | 146,807 | 146,807   | 5.82  |                       |                               |

1/ Survival ratio from birth to age (0-4)

2/ Survival ratio from age (0-4) to age (5-9)

3/ Survival ratio from age 75+ to age 80+

4/ From Coale-Demeny West Model Life Tables

Note: In calculating the life table an average of the deaths registered for the years 1988 - 1992 and the 1990 mid year population have been used.

**Table 5.15(a) - Abridged Life Table by sex - Republic of Mauritius <sup>1/</sup>, 1999 - 2001**

**Male**

| Age          | m(x)    | q(x)    | l(x)    | d(x)   | L(x)    | T(x)      | e(x)  | Survival ratio        | Mortality level <sup>5/</sup> |
|--------------|---------|---------|---------|--------|---------|-----------|-------|-----------------------|-------------------------------|
| <b>0</b>     | 0.01969 | 0.01840 | 100,000 | 1,840  | 98,528  | 6,817,166 | 68.17 | 0.98120 <sup>2/</sup> | 23                            |
| <b>1-4</b>   | 0.00059 | 0.00231 | 98,160  | 226    | 392,073 | 6,718,638 | 68.45 | 0.99726 <sup>3/</sup> | 23                            |
| <b>5-9</b>   | 0.00030 | 0.00150 | 97,934  | 146    | 489,257 | 6,326,566 | 64.60 | 0.99833               | 23                            |
| <b>10-14</b> | 0.00040 | 0.00202 | 97,787  | 198    | 488,442 | 5,837,308 | 59.69 | 0.99742               | 23                            |
| <b>15-19</b> | 0.00063 | 0.00314 | 97,590  | 306    | 487,182 | 5,348,866 | 54.81 | 0.99545               | 23                            |
| <b>20-24</b> | 0.00120 | 0.00597 | 97,283  | 581    | 484,964 | 4,861,685 | 49.97 | 0.99255               | 22                            |
| <b>25-29</b> | 0.00180 | 0.00894 | 96,702  | 865    | 481,350 | 4,376,721 | 45.26 | 0.99077               | 21                            |
| <b>30-34</b> | 0.00191 | 0.00951 | 95,838  | 911    | 476,909 | 3,895,371 | 40.65 | 0.98743               | 21                            |
| <b>35-39</b> | 0.00316 | 0.01566 | 94,926  | 1,487  | 470,913 | 3,418,462 | 36.01 | 0.97975               | 20                            |
| <b>40-44</b> | 0.00504 | 0.02490 | 93,439  | 2,327  | 461,378 | 2,947,549 | 31.55 | 0.96843               | 20                            |
| <b>45-49</b> | 0.00783 | 0.03841 | 91,112  | 3,499  | 446,813 | 2,486,171 | 27.29 | 0.95099               | 19                            |
| <b>50-54</b> | 0.01238 | 0.06003 | 87,613  | 5,259  | 424,916 | 2,039,358 | 23.28 | 0.92954               | 19                            |
| <b>55-59</b> | 0.01701 | 0.08156 | 82,353  | 6,717  | 394,975 | 1,614,442 | 19.60 | 0.89511               | 19                            |
| <b>60-64</b> | 0.02787 | 0.13028 | 75,637  | 9,854  | 353,548 | 1,219,467 | 16.12 | 0.84377               | 19                            |
| <b>65-69</b> | 0.04103 | 0.18607 | 65,783  | 12,240 | 298,311 | 865,919   | 13.16 | 0.78297               | 20                            |
| <b>70-74</b> | 0.05847 | 0.25507 | 53,542  | 13,657 | 233,568 | 567,608   | 10.60 | 0.70515               | 22                            |
| <b>75-79</b> | 0.08434 | 0.34827 | 39,885  | 13,891 | 164,700 | 334,040   | 8.38  | 0.50695 <sup>4/</sup> | 24                            |
| <b>80-84</b> | 0.12113 | 0.46487 | 25,995  | 12,084 | 99,762  | 169,340   | 6.51  |                       |                               |
| <b>85+</b>   | 0.19993 | 1.00000 | 13,910  | 13,910 | 69,577  | 69,577    | 5.00  |                       |                               |

1/ Excluding Agalega and St Brandon

2/ Survival ratio from birth to age (0-4)

3/ Survival ratio from age (0-4) to age (5-9)

4/ Survival ratio from age 75+ to age 80+

5/ From Coale and Guang, " New Regional Model Life Tables at High Expectation of Life".

Note: In calculating the life table an average of the deaths registered for the years 1999 -2001 and the 2000 mid year population have been used.



**Table 5.15(a) - Abridged Life Table by sex - Republic of Mauritius <sup>1/</sup>, 1999 - 2001 (cont'd)**

**Female**

| Age          | m(x)    | q(x)    | l(x)    | d(x)   | L(x)    | T(x)      | e(x)  | Survival ratio        | Mortality level <sup>5/</sup> |
|--------------|---------|---------|---------|--------|---------|-----------|-------|-----------------------|-------------------------------|
| <b>0</b>     | 0.01355 | 0.01274 | 100,000 | 1,274  | 98,980  | 7,530,154 | 75.30 | 0.98658 <sup>2/</sup> | 23                            |
| <b>1-4</b>   | 0.00059 | 0.00231 | 98,726  | 228    | 394,310 | 7,431,174 | 75.27 | 0.99785 <sup>3/</sup> | 23                            |
| <b>5-9</b>   | 0.00019 | 0.00093 | 98,497  | 91     | 492,229 | 7,036,863 | 71.44 | 0.99895               | 23                            |
| <b>10-14</b> | 0.00026 | 0.00129 | 98,406  | 127    | 491,710 | 6,544,635 | 66.51 | 0.99826               | 23                            |
| <b>15-19</b> | 0.00044 | 0.00218 | 98,278  | 214    | 490,857 | 6,052,924 | 61.59 | 0.99779               | 23                            |
| <b>20-24</b> | 0.00045 | 0.00224 | 98,064  | 219    | 489,773 | 5,562,067 | 56.72 | 0.99655               | 23                            |
| <b>25-29</b> | 0.00094 | 0.00466 | 97,845  | 456    | 488,083 | 5,072,295 | 51.84 | 0.99543               | 23                            |
| <b>30-34</b> | 0.00090 | 0.00448 | 97,388  | 436    | 485,852 | 4,584,211 | 47.07 | 0.99484               | 23                            |
| <b>35-39</b> | 0.00117 | 0.00584 | 96,952  | 567    | 483,344 | 4,098,360 | 42.27 | 0.99162               | 23                            |
| <b>40-44</b> | 0.00220 | 0.01092 | 96,386  | 1,053  | 479,296 | 3,615,015 | 37.51 | 0.98637               | 22                            |
| <b>45-49</b> | 0.00330 | 0.01636 | 95,333  | 1,560  | 472,765 | 3,135,720 | 32.89 | 0.97738               | 22                            |
| <b>50-54</b> | 0.00588 | 0.02899 | 93,773  | 2,718  | 462,070 | 2,662,955 | 28.40 | 0.96155               | 22                            |
| <b>55-59</b> | 0.00987 | 0.04819 | 91,055  | 4,387  | 444,306 | 2,200,885 | 24.17 | 0.94114               | 22                            |
| <b>60-64</b> | 0.01452 | 0.07008 | 86,667  | 6,073  | 418,154 | 1,756,579 | 20.27 | 0.91218               | 22                            |
| <b>65-69</b> | 0.02259 | 0.10690 | 80,594  | 8,616  | 381,432 | 1,338,424 | 16.61 | 0.86382               | 23                            |
| <b>70-74</b> | 0.03691 | 0.16896 | 71,978  | 12,162 | 329,488 | 956,993   | 13.30 | 0.79731               | 24                            |
| <b>75-79</b> | 0.05539 | 0.24327 | 59,817  | 14,552 | 262,704 | 627,505   | 10.49 | 0.58135 <sup>4/</sup> | 25                            |
| <b>80-84</b> | 0.08716 | 0.35784 | 45,265  | 16,197 | 185,831 | 364,801   | 8.06  |                       |                               |
| <b>85+</b>   | 0.16241 | 1.00000 | 29,067  | 29,067 | 178,970 | 178,970   | 6.16  |                       |                               |

1/ Excluding Agalega and St Brandon

2/ Survival ratio from birth to age (0-4)

3/ Survival ratio from age (0-4) to age (5-9)

4/ Survival ratio from age 75+ to age 80+

5/ From Coale and Guang, "New Regional Model Life Tables at High Expectation of Life".

Note: In calculating the life table an average of the deaths registered for the years 1999 -2001 and the 2000 mid year population have been used.

**Table 5.15(b) - Abridged Life Table by sex - Island of Mauritius, 1999 - 2001**

**Male**

| Age          | m(x)    | q(x)    | l(x)    | d(x)   | L(x)    | T(x)      | e(x)  | Survival ratio        | Mortality level <sup>4/</sup> |
|--------------|---------|---------|---------|--------|---------|-----------|-------|-----------------------|-------------------------------|
| <b>0</b>     | 0.01960 | 0.01832 | 100,000 | 1,832  | 98,535  | 6,809,422 | 68.09 | 0.98127 <sup>1/</sup> | 23                            |
| <b>1-4</b>   | 0.00060 | 0.00234 | 98,168  | 229    | 392,098 | 6,710,888 | 68.36 | 0.99725 <sup>2/</sup> | 23                            |
| <b>5-9</b>   | 0.00030 | 0.00150 | 97,939  | 147    | 489,284 | 6,318,790 | 64.52 | 0.99831               | 23                            |
| <b>10-14</b> | 0.00041 | 0.00205 | 97,792  | 201    | 488,459 | 5,829,506 | 59.61 | 0.99743               | 23                            |
| <b>15-19</b> | 0.00062 | 0.00308 | 97,591  | 300    | 487,206 | 5,341,047 | 54.73 | 0.99545               | 23                            |
| <b>20-24</b> | 0.00121 | 0.00603 | 97,291  | 587    | 484,988 | 4,853,841 | 49.89 | 0.99255               | 22                            |
| <b>25-29</b> | 0.00178 | 0.00888 | 96,704  | 859    | 481,374 | 4,368,853 | 45.18 | 0.99081               | 21                            |
| <b>30-34</b> | 0.00191 | 0.00949 | 95,845  | 910    | 476,952 | 3,887,478 | 40.56 | 0.98736               | 21                            |
| <b>35-39</b> | 0.00319 | 0.01581 | 94,935  | 1,501  | 470,924 | 3,410,526 | 35.92 | 0.97955               | 20                            |
| <b>40-44</b> | 0.00510 | 0.02516 | 93,434  | 2,351  | 461,294 | 2,939,602 | 31.46 | 0.96820               | 20                            |
| <b>45-49</b> | 0.00788 | 0.03862 | 91,084  | 3,518  | 446,623 | 2,478,308 | 27.21 | 0.95053               | 19                            |
| <b>50-54</b> | 0.01253 | 0.06076 | 87,566  | 5,320  | 424,528 | 2,031,685 | 23.20 | 0.92889               | 19                            |
| <b>55-59</b> | 0.01713 | 0.08213 | 82,246  | 6,754  | 394,341 | 1,607,156 | 19.54 | 0.89409               | 19                            |
| <b>60-64</b> | 0.02823 | 0.13183 | 75,491  | 9,952  | 352,576 | 1,212,815 | 16.07 | 0.84212               | 19                            |
| <b>65-69</b> | 0.04147 | 0.18788 | 65,539  | 12,314 | 296,912 | 860,239   | 13.13 | 0.78199               | 20                            |
| <b>70-74</b> | 0.05848 | 0.25511 | 53,225  | 13,578 | 232,182 | 563,327   | 10.58 | 0.70451               | 22                            |
| <b>75-79</b> | 0.08476 | 0.34969 | 39,647  | 13,864 | 163,575 | 331,146   | 8.35  | 0.50603 <sup>3/</sup> | 24                            |
| <b>80-84</b> | 0.12191 | 0.46716 | 25,783  | 12,045 | 98,802  | 167,571   | 6.50  |                       |                               |
| <b>85+</b>   | 0.19977 | 1.00000 | 13,738  | 13,738 | 68,768  | 68,768    | 5.01  |                       |                               |

1/ Survival ratio from birth to age (0-4).

2/ Survival ratio from age (0-4) to age (5-9).

3/ Survival ratio from age 75+ to age 80+.

4/ From Coale and Guang, " New Regional Model Life Tables at High Expectation of Life".

Note: In calculating the life table an average of the deaths registered for the years 1999 -2001 and the 2000 mid year population have been used.

**Table 5.15(b) - Abridged Life Table by sex - Island of Mauritius, 1999 - 2001(cont'd)**

**Female**

| Age          | m(x)    | q(x)    | l(x)    | d(x)   | L(x)    | T(x)      | e(x)  | Survival ratio        | Mortality level <sup>4/</sup> |
|--------------|---------|---------|---------|--------|---------|-----------|-------|-----------------------|-------------------------------|
| <b>0</b>     | 0.01297 | 0.01221 | 100,000 | 1,221  | 99,024  | 7,527,257 | 75.27 | 0.98713 <sup>1/</sup> | 23                            |
| <b>1-4</b>   | 0.00057 | 0.00224 | 98,779  | 222    | 394,543 | 7,428,234 | 75.20 | 0.99789 <sup>2/</sup> | 23                            |
| <b>5-9</b>   | 0.00019 | 0.00096 | 98,558  | 95     | 492,523 | 7,033,691 | 71.37 | 0.99891               | 23                            |
| <b>10-14</b> | 0.00027 | 0.00135 | 98,463  | 132    | 491,984 | 6,541,168 | 66.43 | 0.99821               | 23                            |
| <b>15-19</b> | 0.00045 | 0.00223 | 98,330  | 219    | 491,104 | 6,049,184 | 61.52 | 0.99777               | 23                            |
| <b>20-24</b> | 0.00044 | 0.00222 | 98,111  | 218    | 490,011 | 5,558,080 | 56.65 | 0.99652               | 23                            |
| <b>25-29</b> | 0.00095 | 0.00475 | 97,893  | 465    | 488,304 | 5,068,069 | 51.77 | 0.99538               | 23                            |
| <b>30-34</b> | 0.00090 | 0.00449 | 97,428  | 438    | 486,047 | 4,579,766 | 47.01 | 0.99484               | 23                            |
| <b>35-39</b> | 0.00117 | 0.00583 | 96,991  | 566    | 483,539 | 4,093,719 | 42.21 | 0.99153               | 23                            |
| <b>40-44</b> | 0.00224 | 0.01113 | 96,425  | 1,073  | 479,443 | 3,610,180 | 37.44 | 0.98625               | 22                            |
| <b>45-49</b> | 0.00331 | 0.01641 | 95,352  | 1,565  | 472,849 | 3,130,738 | 32.83 | 0.97727               | 22                            |
| <b>50-54</b> | 0.00592 | 0.02916 | 93,787  | 2,734  | 462,100 | 2,657,889 | 28.34 | 0.96123               | 22                            |
| <b>55-59</b> | 0.00998 | 0.04867 | 91,053  | 4,431  | 444,187 | 2,195,789 | 24.12 | 0.94044               | 22                            |
| <b>60-64</b> | 0.01472 | 0.07101 | 86,622  | 6,151  | 417,731 | 1,751,602 | 20.22 | 0.91167               | 22                            |
| <b>65-69</b> | 0.02260 | 0.10697 | 80,471  | 8,608  | 380,834 | 1,333,871 | 16.58 | 0.86367               | 23                            |
| <b>70-74</b> | 0.03697 | 0.16921 | 71,863  | 12,160 | 328,914 | 953,037   | 13.26 | 0.79686               | 24                            |
| <b>75-79</b> | 0.05557 | 0.24398 | 59,703  | 14,566 | 262,100 | 624,123   | 10.45 | 0.58005 <sup>3/</sup> | 25                            |
| <b>80-84</b> | 0.08784 | 0.36013 | 45,137  | 16,255 | 185,047 | 362,023   | 8.02  |                       |                               |
| <b>85+</b>   | 0.16320 | 1.00000 | 28,882  | 28,882 | 176,976 | 176,976   | 6.13  |                       |                               |

1/ Survival ratio from birth to age (0-4)

2/ Survival ratio from age (0-4) to age (5-9)

3/ Survival ratio from age 75+ to age 80+

4/ From Coale and Guang, " New Regional Model Life Tables at High Expectation of Life".

Note: In calculating the life table an average of the deaths registered for the years 1999 -2001 and the 2000 mid year population have been used.

**Table 5.15(c) - Abridged Life Table by sex - Island of Rodrigues, 1998 - 2002**

**Male**

| Age          | m(x)    | q(x)    | l(x)    | d(x)   | L(x)    | T(x)      | e(x)  | Survival ratio        | Mortality level <sup>4/</sup> |
|--------------|---------|---------|---------|--------|---------|-----------|-------|-----------------------|-------------------------------|
| <b>0</b>     | 0.02336 | 0.02174 | 100,000 | 2,174  | 98,261  | 7,015,869 | 70.16 | 0.97741 <sup>1/</sup> | 23                            |
| <b>1-4</b>   | 0.00088 | 0.00343 | 97,826  | 335    | 390,445 | 6,917,608 | 70.71 | 0.99560 <sup>2/</sup> | 23                            |
| <b>5-9</b>   | 0.00066 | 0.00331 | 97,491  | 323    | 486,555 | 6,527,163 | 66.95 | 0.99778               | 23                            |
| <b>10-14</b> | 0.00030 | 0.00151 | 97,168  | 146    | 485,474 | 6,040,608 | 62.17 | 0.99790               | 24                            |
| <b>15-19</b> | 0.00054 | 0.00269 | 97,022  | 261    | 484,455 | 5,555,134 | 57.26 | 0.99447               | 22                            |
| <b>20-24</b> | 0.00168 | 0.00837 | 96,760  | 810    | 481,777 | 5,070,678 | 52.40 | 0.99251               | 22                            |
| <b>25-29</b> | 0.00132 | 0.00660 | 95,950  | 633    | 478,168 | 4,588,902 | 47.83 | 0.99062               | 21                            |
| <b>30-34</b> | 0.00245 | 0.01217 | 95,317  | 1,160  | 473,684 | 4,110,734 | 43.13 | 0.99122               | 22                            |
| <b>35-39</b> | 0.00107 | 0.00535 | 94,157  | 504    | 469,524 | 3,637,050 | 38.63 | 0.99123               | 23                            |
| <b>40-44</b> | 0.00246 | 0.01220 | 93,653  | 1,143  | 465,408 | 3,167,525 | 33.82 | 0.98332               | 23                            |
| <b>45-49</b> | 0.00429 | 0.02121 | 92,510  | 1,962  | 457,646 | 2,702,117 | 29.21 | 0.96599               | 22                            |
| <b>50-54</b> | 0.00965 | 0.04710 | 90,548  | 4,264  | 442,079 | 2,244,471 | 24.79 | 0.94390               | 22                            |
| <b>55-59</b> | 0.01355 | 0.06555 | 86,284  | 5,656  | 417,279 | 1,802,392 | 20.89 | 0.91772               | 22                            |
| <b>60-64</b> | 0.02110 | 0.10019 | 80,628  | 8,078  | 382,944 | 1,385,113 | 17.18 | 0.88361               | 23                            |
| <b>65-69</b> | 0.02881 | 0.13439 | 72,550  | 9,750  | 338,374 | 1,002,169 | 13.81 | 0.82160               | 23                            |
| <b>70-74</b> | 0.05179 | 0.22925 | 62,800  | 14,397 | 278,007 | 663,795   | 10.57 | 0.71044               | 22                            |
| <b>75-79</b> | 0.09014 | 0.36782 | 48,403  | 17,803 | 197,507 | 385,787   | 7.97  | 0.48804 <sup>3/</sup> | 23                            |
| <b>80-84</b> | 0.14103 | 0.52133 | 30,600  | 15,952 | 113,117 | 188,281   | 6.15  |                       |                               |
| <b>85+</b>   | 0.19487 | 1.00000 | 14,647  | 14,647 | 75,163  | 75,163    | 5.13  |                       |                               |

1/ Survival ratio from birth to age (0-4)

2/ Survival ratio from age (0-4) to age (5-9)

3/ Survival ratio from age 75+ to age 80+

4/ From Coale and Guang, " New Regional Model Life Tables at High Expectation of Life"

Note: In calculating the life table an average of the deaths registered for the years 1998 -2002 and the 2000 mid year population have been used.

**Table 5.15 (c)- Abridged Life Table by sex - Island of Rodrigues, 1998 - 2002(cont'd)**

**Female**

| Age          | m(x)    | q(x)    | l(x)    | d(x)   | L(x)    | T(x)      | e(x)  | Survival ratio        | Mortality level <sup>4/</sup> |
|--------------|---------|---------|---------|--------|---------|-----------|-------|-----------------------|-------------------------------|
| <b>0</b>     | 0.02074 | 0.01936 | 100,000 | 1,936  | 98,451  | 7,609,009 | 76.09 | 0.97823 <sup>1/</sup> | 22                            |
| <b>1-4</b>   | 0.00156 | 0.00607 | 98,064  | 596    | 390,665 | 7,510,558 | 76.59 | 0.99577 <sup>2/</sup> | 22                            |
| <b>5-9</b>   | 0.00021 | 0.00106 | 97,468  | 104    | 487,048 | 7,119,893 | 73.05 | 0.99954               | 24                            |
| <b>10-14</b> | 0.00000 | 0.00000 | 97,365  | 0      | 486,824 | 6,632,845 | 68.12 | 0.99913               | 24                            |
| <b>15-19</b> | 0.00035 | 0.00174 | 97,365  | 170    | 486,399 | 6,146,021 | 63.12 | 0.99718               | 23                            |
| <b>20-24</b> | 0.00078 | 0.00390 | 97,195  | 379    | 485,027 | 5,659,622 | 58.23 | 0.99519               | 22                            |
| <b>25-29</b> | 0.00115 | 0.00573 | 96,816  | 555    | 482,692 | 5,174,595 | 53.45 | 0.99513               | 22                            |
| <b>30-34</b> | 0.00080 | 0.00401 | 96,261  | 386    | 480,340 | 4,691,902 | 48.74 | 0.99587               | 23                            |
| <b>35-39</b> | 0.00085 | 0.00425 | 95,875  | 407    | 478,356 | 4,211,563 | 43.93 | 0.99262               | 23                            |
| <b>40-44</b> | 0.00212 | 0.01052 | 95,467  | 1,004  | 474,826 | 3,733,207 | 39.10 | 0.98592               | 22                            |
| <b>45-49</b> | 0.00357 | 0.01768 | 94,463  | 1,670  | 468,141 | 3,258,380 | 34.49 | 0.97871               | 22                            |
| <b>50-54</b> | 0.00506 | 0.02498 | 92,793  | 2,318  | 458,172 | 2,790,239 | 30.07 | 0.97080               | 23                            |
| <b>55-59</b> | 0.00682 | 0.03352 | 90,475  | 3,033  | 444,796 | 2,332,067 | 25.78 | 0.95002               | 23                            |
| <b>60-64</b> | 0.01387 | 0.06702 | 87,443  | 5,860  | 422,563 | 1,887,272 | 21.58 | 0.92130               | 23                            |
| <b>65-69</b> | 0.01912 | 0.09123 | 81,582  | 7,443  | 389,306 | 1,464,709 | 17.95 | 0.87329               | 23                            |
| <b>70-74</b> | 0.03614 | 0.16575 | 74,140  | 12,288 | 339,978 | 1,075,403 | 14.51 | 0.79978               | 24                            |
| <b>75-79</b> | 0.05495 | 0.24155 | 61,851  | 14,940 | 271,907 | 735,425   | 11.89 | 0.63027 <sup>3/</sup> | 25                            |
| <b>80-84</b> | 0.08182 | 0.33962 | 46,911  | 15,932 | 194,727 | 463,518   | 9.88  |                       |                               |
| <b>85+</b>   | 0.11525 | 1.00000 | 30,979  | 30,979 | 268,791 | 268,791   | 8.68  |                       |                               |

1/ Survival ratio from birth to age (0-4)

2/ Survival ratio from age (0-4) to age (5-9)

3/ Survival ratio from age 75+ to age 80+

4/ From Coale and Guang, "New Regional Model Life Tables at High Expectation of Life"

Note: In calculating the life table an average of the deaths registered for the years 1998 -2002 and the 2000 mid year population have been used.

**Table 5.16(a) - Abridged Life Table by sex - Republic of Mauritius <sup>1/</sup>, 2006 - 2008**

**Male**

| Age          | m(x)    | q(x)    | l(x)    | d(x)   | L(x)    | T(x)      | e(x)  | Survival ratio        | Mortality level <sup>5/</sup> |
|--------------|---------|---------|---------|--------|---------|-----------|-------|-----------------------|-------------------------------|
| <b>0</b>     | 0.01581 | 0.01484 | 100,000 | 1,484  | 98,813  | 6,919,953 | 69.20 | 0.98462 <sup>2/</sup> | 24                            |
| <b>1-4</b>   | 0.00058 | 0.00225 | 98,516  | 222    | 393,499 | 6,821,140 | 69.24 | 0.99759 <sup>3/</sup> | 24                            |
| <b>5-9</b>   | 0.00025 | 0.00127 | 98,295  | 125    | 491,123 | 6,427,641 | 65.39 | 0.99871               | 24                            |
| <b>10-14</b> | 0.00029 | 0.00146 | 98,170  | 144    | 490,490 | 5,936,518 | 60.47 | 0.99771               | 23                            |
| <b>15-19</b> | 0.00062 | 0.00311 | 98,026  | 305    | 489,369 | 5,446,027 | 55.56 | 0.99552               | 23                            |
| <b>20-24</b> | 0.00117 | 0.00585 | 97,721  | 572    | 487,177 | 4,956,658 | 50.72 | 0.99301               | 22                            |
| <b>25-29</b> | 0.00163 | 0.00814 | 97,149  | 791    | 483,769 | 4,469,482 | 46.01 | 0.99060               | 21                            |
| <b>30-34</b> | 0.00215 | 0.01067 | 96,358  | 1,028  | 479,221 | 3,985,712 | 41.36 | 0.98674               | 21                            |
| <b>35-39</b> | 0.00320 | 0.01589 | 95,330  | 1,514  | 472,865 | 3,506,491 | 36.78 | 0.98038               | 20                            |
| <b>40-44</b> | 0.00474 | 0.02342 | 93,816  | 2,197  | 463,587 | 3,033,626 | 32.34 | 0.97008               | 20                            |
| <b>45-49</b> | 0.00745 | 0.03658 | 91,619  | 3,351  | 449,717 | 2,570,039 | 28.05 | 0.95612               | 20                            |
| <b>50-54</b> | 0.01056 | 0.05146 | 88,268  | 4,542  | 429,985 | 2,120,322 | 24.02 | 0.93736               | 21                            |
| <b>55-59</b> | 0.01546 | 0.07442 | 83,726  | 6,231  | 403,052 | 1,690,337 | 20.19 | 0.90355               | 20                            |
| <b>60-64</b> | 0.02559 | 0.12024 | 77,495  | 9,318  | 364,178 | 1,287,285 | 16.61 | 0.85928               | 21                            |
| <b>65-69</b> | 0.03573 | 0.16399 | 68,177  | 11,180 | 312,932 | 923,107   | 13.54 | 0.80193               | 22                            |
| <b>70-74</b> | 0.05425 | 0.23884 | 56,996  | 13,613 | 250,949 | 610,174   | 10.71 | 0.71194               | 22                            |
| <b>75-79</b> | 0.08565 | 0.35272 | 43,383  | 15,302 | 178,661 | 359,225   | 8.28  | 0.50265 <sup>4/</sup> | 23                            |
| <b>80-84</b> | 0.11106 | 0.43461 | 28,081  | 12,204 | 109,895 | 180,564   | 6.43  |                       |                               |
| <b>85+</b>   | 0.22466 | 1.00000 | 15,877  | 15,877 | 70,669  | 70,669    | 4.45  |                       |                               |

1/ Excluding Agalega and St Brandon

2/ Survival ratio from birth to age (0-4)

3/ Survival ratio from age (0-4) to age (5-9)

4/ Survival ratio from age 75+ to age 80+

5/ From Coale and Guang, " New Regional Model Life Tables at High Expectation of Life".

Note: In calculating the life table an average of the deaths registered for the years 2006 - 2008 and the 2007 mid year population have been used.

**Table 5.16(a) - Abridged Life Table by sex - Republic of Mauritius <sup>1/</sup>, 2006 - 2008 (cont'd)**

**Female**

| Age          | m(x)    | q(x)    | l(x)    | d(x)   | L(x)    | T(x)      | e(x)  | Survival ratio        | Mortality level <sup>5/</sup> |
|--------------|---------|---------|---------|--------|---------|-----------|-------|-----------------------|-------------------------------|
| <b>0</b>     | 0.01341 | 0.01261 | 100,000 | 1,261  | 98,991  | 7,611,105 | 76.11 | 0.98703 <sup>2/</sup> | 23                            |
| <b>1-4</b>   | 0.00044 | 0.00173 | 98,739  | 171    | 394,524 | 7,512,114 | 76.08 | 0.99811 <sup>3/</sup> | 23                            |
| <b>5-9</b>   | 0.00019 | 0.00094 | 98,568  | 93     | 492,581 | 7,117,590 | 72.21 | 0.99901               | 23                            |
| <b>10-14</b> | 0.00023 | 0.00116 | 98,476  | 114    | 492,094 | 6,625,009 | 67.28 | 0.99836               | 23                            |
| <b>15-19</b> | 0.00043 | 0.00213 | 98,362  | 209    | 491,286 | 6,132,916 | 62.35 | 0.99765               | 23                            |
| <b>20-24</b> | 0.00052 | 0.00258 | 98,153  | 253    | 490,129 | 5,641,629 | 57.48 | 0.99740               | 23                            |
| <b>25-29</b> | 0.00052 | 0.00261 | 97,899  | 256    | 488,857 | 5,151,500 | 52.62 | 0.99687               | 23                            |
| <b>30-34</b> | 0.00073 | 0.00365 | 97,644  | 357    | 487,326 | 4,662,643 | 47.75 | 0.99456               | 23                            |
| <b>35-39</b> | 0.00145 | 0.00723 | 97,287  | 704    | 484,674 | 4,175,318 | 42.92 | 0.99125               | 23                            |
| <b>40-44</b> | 0.00207 | 0.01028 | 96,583  | 993    | 480,433 | 3,690,643 | 38.21 | 0.98766               | 23                            |
| <b>45-49</b> | 0.00291 | 0.01443 | 95,590  | 1,379  | 474,503 | 3,210,210 | 33.58 | 0.98073               | 23                            |
| <b>50-54</b> | 0.00490 | 0.02419 | 94,211  | 2,279  | 465,358 | 2,735,708 | 29.04 | 0.96692               | 22                            |
| <b>55-59</b> | 0.00862 | 0.04219 | 91,932  | 3,879  | 449,965 | 2,270,350 | 24.70 | 0.94551               | 22                            |
| <b>60-64</b> | 0.01393 | 0.06732 | 88,054  | 5,928  | 425,448 | 1,820,385 | 20.67 | 0.91844               | 23                            |
| <b>65-69</b> | 0.02035 | 0.09683 | 82,126  | 7,952  | 390,747 | 1,394,937 | 16.99 | 0.88122               | 24                            |
| <b>70-74</b> | 0.03082 | 0.14307 | 74,173  | 10,612 | 344,336 | 1,004,189 | 13.54 | 0.81758               | 25                            |
| <b>75-79</b> | 0.05155 | 0.22834 | 63,561  | 14,514 | 281,522 | 659,853   | 10.38 | 0.57336 <sup>4/</sup> | 25                            |
| <b>80-84</b> | 0.08674 | 0.35640 | 49,047  | 17,481 | 201,536 | 378,332   | 7.71  |                       |                               |
| <b>85+</b>   | 0.17855 | 1.00000 | 31,567  | 31,567 | 176,796 | 176,796   | 5.60  |                       |                               |

1/ Excluding Agalega and St Brandon

2/ Survival ratio from birth to age (0-4)

3/ Survival ratio from age (0-4) to age (5-9)

4/ Survival ratio from age 75+ to age 80+

5/ From Coale and Guang, "New Regional Model Life Tables at High Expectation of Life".

Note: In calculating the life table an average of the deaths registered for the years 2006 - 2008 and the 2007 mid year population have been used.

**Table 5.16(b) - Abridged Life Table by sex - Island of Mauritius, 2006 - 2008**

**Male**

| Age          | m(x)    | q(x)    | l(x)    | d(x)   | L(x)    | T(x)      | e(x)  | Survival ratio        | Mortality level <sup>4/</sup> |
|--------------|---------|---------|---------|--------|---------|-----------|-------|-----------------------|-------------------------------|
| <b>0</b>     | 0.01570 | 0.01473 | 100,000 | 1,473  | 98,822  | 6,913,911 | 69.14 | 0.98469 <sup>1/</sup> | 24                            |
| <b>1-4</b>   | 0.00059 | 0.00232 | 98,527  | 229    | 393,521 | 6,815,089 | 69.17 | 0.99755 <sup>2/</sup> | 24                            |
| <b>5-9</b>   | 0.00026 | 0.00129 | 98,298  | 126    | 491,136 | 6,421,568 | 65.33 | 0.99870               | 24                            |
| <b>10-14</b> | 0.00030 | 0.00148 | 98,172  | 145    | 490,495 | 5,930,432 | 60.41 | 0.99768               | 23                            |
| <b>15-19</b> | 0.00063 | 0.00316 | 98,026  | 310    | 489,357 | 5,439,937 | 55.49 | 0.99543               | 23                            |
| <b>20-24</b> | 0.00120 | 0.00599 | 97,716  | 585    | 487,118 | 4,950,580 | 50.66 | 0.99295               | 22                            |
| <b>25-29</b> | 0.00163 | 0.00812 | 97,131  | 789    | 483,683 | 4,463,462 | 45.95 | 0.99065               | 21                            |
| <b>30-34</b> | 0.00213 | 0.01059 | 96,342  | 1,020  | 479,160 | 3,979,780 | 41.31 | 0.98673               | 21                            |
| <b>35-39</b> | 0.00322 | 0.01598 | 95,322  | 1,523  | 472,802 | 3,500,620 | 36.72 | 0.98026               | 20                            |
| <b>40-44</b> | 0.00477 | 0.02357 | 93,799  | 2,211  | 463,468 | 3,027,818 | 32.28 | 0.96994               | 20                            |
| <b>45-49</b> | 0.00748 | 0.03670 | 91,588  | 3,362  | 449,538 | 2,564,350 | 28.00 | 0.95577               | 20                            |
| <b>50-54</b> | 0.01069 | 0.05205 | 88,227  | 4,592  | 429,653 | 2,114,813 | 23.97 | 0.93725               | 21                            |
| <b>55-59</b> | 0.01538 | 0.07405 | 83,635  | 6,193  | 402,691 | 1,685,159 | 20.15 | 0.90363               | 20                            |
| <b>60-64</b> | 0.02564 | 0.12048 | 77,442  | 9,330  | 363,885 | 1,282,468 | 16.56 | 0.85854               | 21                            |
| <b>65-69</b> | 0.03604 | 0.16533 | 68,112  | 11,261 | 312,408 | 918,583   | 13.49 | 0.80090               | 22                            |
| <b>70-74</b> | 0.05443 | 0.23956 | 56,851  | 13,619 | 250,209 | 606,175   | 10.66 | 0.71040               | 22                            |
| <b>75-79</b> | 0.08645 | 0.35542 | 43,232  | 15,365 | 177,748 | 355,966   | 8.23  | 0.50066 <sup>3/</sup> | 24                            |
| <b>80-84</b> | 0.11077 | 0.43375 | 27,867  | 12,087 | 109,116 | 178,218   | 6.40  |                       |                               |
| <b>85+</b>   | 0.22835 | 1.00000 | 15,780  | 15,780 | 69,102  | 69,102    | 4.38  |                       |                               |

1/ Survival ratio from birth to age (0-4).

2/ Survival ratio from age (0-4) to age (5-9).

3/ Survival ratio from age 75+ to age 80+.

4/ From Coale and Guang, " New Regional Model Life Tables at High Expectation of Life".

Note: In calculating the life table an average of the deaths registered for the years 2006 - 2008 and the 2007 mid year population have been used.



**Table 5.16(b) - Abridged Life Table by sex - Island of Mauritius, 2006 - 2008 (cont'd)**

**Female**

| Age          | m(x)    | q(x)    | l(x)    | d(x)   | L(x)    | T(x)      | e(x)  | Survival ratio        | Mortality level <sup>4/</sup> |
|--------------|---------|---------|---------|--------|---------|-----------|-------|-----------------------|-------------------------------|
| <b>0</b>     | 0.01300 | 0.01223 | 100,000 | 1,223  | 99,021  | 7,610,325 | 76.10 | 0.98745 <sup>1/</sup> | 24                            |
| <b>1-4</b>   | 0.00042 | 0.00163 | 98,777  | 161    | 394,701 | 7,511,303 | 76.04 | 0.99815 <sup>2/</sup> | 23                            |
| <b>5-9</b>   | 0.00020 | 0.00098 | 98,616  | 96     | 492,810 | 7,116,602 | 72.16 | 0.99899               | 23                            |
| <b>10-14</b> | 0.00023 | 0.00116 | 98,520  | 115    | 492,312 | 6,623,792 | 67.23 | 0.99835               | 23                            |
| <b>15-19</b> | 0.00043 | 0.00214 | 98,405  | 211    | 491,499 | 6,131,479 | 62.31 | 0.99762               | 23                            |
| <b>20-24</b> | 0.00052 | 0.00262 | 98,194  | 257    | 490,329 | 5,639,981 | 57.44 | 0.99736               | 23                            |
| <b>25-29</b> | 0.00053 | 0.00266 | 97,937  | 261    | 489,033 | 5,149,652 | 52.58 | 0.99687               | 23                            |
| <b>30-34</b> | 0.00072 | 0.00360 | 97,676  | 352    | 487,501 | 4,660,619 | 47.72 | 0.99460               | 23                            |
| <b>35-39</b> | 0.00145 | 0.00721 | 97,324  | 702    | 484,867 | 4,173,118 | 42.88 | 0.99122               | 23                            |
| <b>40-44</b> | 0.00208 | 0.01036 | 96,623  | 1,001  | 480,612 | 3,688,251 | 38.17 | 0.98759               | 23                            |
| <b>45-49</b> | 0.00292 | 0.01448 | 95,622  | 1,385  | 474,647 | 3,207,639 | 33.55 | 0.98067               | 23                            |
| <b>50-54</b> | 0.00491 | 0.02425 | 94,237  | 2,285  | 465,471 | 2,732,992 | 29.00 | 0.96679               | 22                            |
| <b>55-59</b> | 0.00866 | 0.04240 | 91,952  | 3,899  | 450,011 | 2,267,520 | 24.66 | 0.94544               | 22                            |
| <b>60-64</b> | 0.01392 | 0.06726 | 88,053  | 5,922  | 425,459 | 1,817,509 | 20.64 | 0.91807               | 23                            |
| <b>65-69</b> | 0.02053 | 0.09766 | 82,131  | 8,021  | 390,602 | 1,392,050 | 16.95 | 0.88078               | 24                            |
| <b>70-74</b> | 0.03083 | 0.14312 | 74,110  | 10,607 | 344,033 | 1,001,448 | 13.51 | 0.81719               | 24                            |
| <b>75-79</b> | 0.05176 | 0.22913 | 63,503  | 14,551 | 281,139 | 657,415   | 10.35 | 0.57236 <sup>3/</sup> | 25                            |
| <b>80-84</b> | 0.08701 | 0.35734 | 48,952  | 17,493 | 201,031 | 376,276   | 7.69  |                       |                               |
| <b>85+</b>   | 0.17952 | 1.00000 | 31,460  | 31,460 | 175,246 | 175,246   | 5.57  |                       |                               |

1/ Survival ratio from birth to age (0-4)

2/ Survival ratio from age (0-4) to age (5-9)

3/ Survival ratio from age 75+ to age 80+

4/ From Coale and Guang, "New Regional Model Life Tables at High Expectation of Life".

Note: In calculating the life table an average of the deaths registered for the years 2006 - 2008 and the 2007 mid year population have been used.

**Table 5.17- Abridged Life Table by sex - Island of Rodrigues, 2004 - 2008**

**Male**

| Age          | m(x)    | q(x)    | l(x)    | d(x)   | L(x)    | T(x)      | e(x)  | Survival ratio        | Mortality level <sup>4/</sup> |
|--------------|---------|---------|---------|--------|---------|-----------|-------|-----------------------|-------------------------------|
| <b>0</b>     | 0.02033 | 0.01898 | 100,000 | 1,898  | 98,481  | 7,073,571 | 70.74 | 0.98068 <sup>1/</sup> | 23                            |
| <b>1-4</b>   | 0.00057 | 0.00224 | 98,102  | 220    | 391,859 | 6,975,090 | 71.10 | 0.99749 <sup>2/</sup> | 24                            |
| <b>5-9</b>   | 0.00022 | 0.00109 | 97,882  | 107    | 489,108 | 6,583,231 | 67.26 | 0.99896               | 24                            |
| <b>10-14</b> | 0.00023 | 0.00114 | 97,775  | 111    | 488,598 | 6,094,123 | 62.33 | 0.99893               | 25                            |
| <b>15-19</b> | 0.00020 | 0.00100 | 97,664  | 98     | 488,076 | 5,605,526 | 57.40 | 0.99825               | 25                            |
| <b>20-24</b> | 0.00050 | 0.00250 | 97,566  | 243    | 487,223 | 5,117,450 | 52.45 | 0.99442               | 23                            |
| <b>25-29</b> | 0.00174 | 0.00867 | 97,323  | 844    | 484,505 | 4,630,227 | 47.58 | 0.98821               | 21                            |
| <b>30-34</b> | 0.00301 | 0.01495 | 96,479  | 1,442  | 478,791 | 4,145,722 | 42.97 | 0.98513               | 20                            |
| <b>35-39</b> | 0.00298 | 0.01480 | 95,037  | 1,406  | 471,669 | 3,666,931 | 38.58 | 0.98508               | 22                            |
| <b>40-44</b> | 0.00303 | 0.01505 | 93,631  | 1,409  | 464,629 | 3,195,262 | 34.13 | 0.98116               | 22                            |
| <b>45-49</b> | 0.00459 | 0.02268 | 92,221  | 2,092  | 455,876 | 2,730,633 | 29.61 | 0.96983               | 22                            |
| <b>50-54</b> | 0.00771 | 0.03783 | 90,129  | 3,409  | 442,123 | 2,274,757 | 25.24 | 0.94012               | 21                            |
| <b>55-59</b> | 0.01728 | 0.08280 | 86,720  | 7,181  | 415,648 | 1,832,634 | 21.13 | 0.90557               | 21                            |
| <b>60-64</b> | 0.02263 | 0.10711 | 79,539  | 8,520  | 376,397 | 1,416,987 | 17.81 | 0.88573               | 23                            |
| <b>65-69</b> | 0.02605 | 0.12229 | 71,020  | 8,685  | 333,386 | 1,040,590 | 14.65 | 0.82668               | 23                            |
| <b>70-74</b> | 0.05235 | 0.23145 | 62,335  | 14,428 | 275,605 | 707,204   | 11.35 | 0.71409               | 23                            |
| <b>75-79</b> | 0.08684 | 0.35676 | 47,907  | 17,091 | 196,808 | 431,599   | 9.01  | 0.54400 <sup>3/</sup> | 25                            |
| <b>80-84</b> | 0.12564 | 0.47805 | 30,816  | 14,732 | 117,251 | 234,791   | 7.62  |                       |                               |
| <b>85+</b>   | 0.13684 | 1.00000 | 16,084  | 16,084 | 117,540 | 117,540   | 7.31  |                       |                               |

1/ Survival ratio from birth to age (0-4)

2/ Survival ratio from age (0-4) to age (5-9)

3/ Survival ratio from age 75+ to age 80+

4/ From Coale and Guang, " New Regional Model Life Tables at High Expectation of Life"

Note: In calculating the life table an average of the deaths registered for the years 2004 - 2008 and the 2006 mid year population have been used.

**Table 5.17- Abridged Life Table by sex - Island of Rodrigues, 2004 - 2008 (cont'd)**

**Female**

| Age          | m(x)    | q(x)    | l(x)    | d(x)   | L(x)    | T(x)      | e(x)  | Survival ratio        | Mortality level <sup>4/</sup> |
|--------------|---------|---------|---------|--------|---------|-----------|-------|-----------------------|-------------------------------|
| <b>0</b>     | 0.01884 | 0.01762 | 100,000 | 1,762  | 98,590  | 7,642,752 | 76.43 | 0.98189 <sup>1/</sup> | 23                            |
| <b>1-4</b>   | 0.00062 | 0.00241 | 98,238  | 236    | 392,355 | 7,544,161 | 76.79 | 0.99777 <sup>2/</sup> | 23                            |
| <b>5-9</b>   | 0.00011 | 0.00056 | 98,002  | 55     | 489,851 | 7,151,807 | 72.98 | 0.99922               | 24                            |
| <b>10-14</b> | 0.00022 | 0.00108 | 97,947  | 106    | 489,470 | 6,661,956 | 68.02 | 0.99869               | 23                            |
| <b>15-19</b> | 0.00031 | 0.00155 | 97,841  | 151    | 488,827 | 6,172,486 | 63.09 | 0.99826               | 23                            |
| <b>20-24</b> | 0.00039 | 0.00193 | 97,690  | 188    | 487,977 | 5,683,659 | 58.18 | 0.99750               | 23                            |
| <b>25-29</b> | 0.00061 | 0.00306 | 97,501  | 299    | 486,759 | 5,195,682 | 53.29 | 0.99577               | 23                            |
| <b>30-34</b> | 0.00108 | 0.00540 | 97,202  | 525    | 484,700 | 4,708,922 | 48.44 | 0.99382               | 23                            |
| <b>35-39</b> | 0.00140 | 0.00697 | 96,678  | 674    | 481,703 | 4,224,222 | 43.69 | 0.99364               | 23                            |
| <b>40-44</b> | 0.00115 | 0.00574 | 96,004  | 551    | 478,641 | 3,742,519 | 38.98 | 0.98975               | 23                            |
| <b>45-49</b> | 0.00298 | 0.01479 | 95,453  | 1,411  | 473,735 | 3,263,878 | 34.19 | 0.98043               | 23                            |
| <b>50-54</b> | 0.00495 | 0.02442 | 94,041  | 2,297  | 464,464 | 2,790,143 | 29.67 | 0.96655               | 22                            |
| <b>55-59</b> | 0.00872 | 0.04269 | 91,744  | 3,917  | 448,930 | 2,325,679 | 25.35 | 0.93860               | 21                            |
| <b>60-64</b> | 0.01687 | 0.08094 | 87,828  | 7,109  | 421,365 | 1,876,749 | 21.37 | 0.91916               | 23                            |
| <b>65-69</b> | 0.01683 | 0.08073 | 80,718  | 6,517  | 387,301 | 1,455,383 | 18.03 | 0.88924               | 24                            |
| <b>70-74</b> | 0.03090 | 0.14342 | 74,202  | 10,642 | 344,405 | 1,068,083 | 14.39 | 0.83162               | 25                            |
| <b>75-79</b> | 0.04384 | 0.19753 | 63,560  | 12,555 | 286,413 | 723,678   | 11.39 | 0.60423 <sup>3/</sup> | 25                            |
| <b>80-84</b> | 0.07121 | 0.30225 | 51,005  | 15,416 | 216,484 | 437,266   | 8.57  |                       |                               |
| <b>85+</b>   | 0.16119 | 1.00000 | 35,589  | 35,589 | 220,782 | 220,782   | 6.20  |                       |                               |

1/ Survival ratio from birth to age (0-4)

2/ Survival ratio from age (0-4) to age (5-9)

3/ Survival ratio from age 75+ to age 80+

4/ From Coale and Guang, "New Regional Model Life Tables at High Expectation of Life"

Note: In calculating the life table an average of the deaths registered for the years 2004 - 2008 and the 2006 mid year population have been used.

Table 5.18 (a) - Deaths by cause <sup>1/</sup> - Republic of Mauritius <sup>2/</sup>, 2008

| Chapter | Cause of death <sup>3/</sup>  | Deaths       |                    |              |              |              |              | Death rate per 100,000 of population |
|---------|---|--------------|--------------------|--------------|--------------|--------------|--------------|--------------------------------------|
|         |   | Under 1 year | 1 to under 5 years | All ages     |              |              |              |                                      |
|         |   |              |                    | Male         | Female       | Both sexes   |              |                                      |
|         |   | Both sexes   | Both sexes         |              |              | Number       | %            |                                      |
| I       | Certain Infectious & parasitic diseases   | 8            | 6                  | 133          | 74           | 207          | 2.3          | 16.3                                 |
| II      | Neoplasms   | 2            | 3                  | 552          | 538          | 1,090        | 12.1         | 85.9                                 |
| III     | Diseases of the blood & blood-forming organs and certain disorders involving the immune mechanism | 4            | -                  | 19           | 27           | 46           | 0.5          | 3.6                                  |
| IV      | Endocrine, nutritional & metabolic diseases   | 3            | -                  | 1,089        | 1,025        | 2,114        | 23.5         | 166.6                                |
| V       | Mental & behavioural disorders  | -            | -                  | 80           | 9            | 89           | 1.0          | 7.0                                  |
| VI      | Diseases of the nervous system  | 9            | 4                  | 71           | 59           | 130          | 1.4          | 10.2                                 |
| VII     | Diseases of the eye & adnexa  | -            | -                  | -            | -            | -            | -            | -                                    |
| VIII    | Diseases of the ear & mastoid process   | -            | -                  | -            | -            | -            | -            | -                                    |
| IX      | Diseases of the circulatory system  | -            | -                  | 1,745        | 1,405        | 3,150        | 35.0         | 248.3                                |
| X       | Diseases of the respiratory system  | 11           | 6                  | 328          | 246          | 574          | 6.4          | 45.2                                 |
| XI      | Diseases of the digestive system  | 1            | -                  | 353          | 98           | 451          | 5.0          | 35.6                                 |
| XII     | Diseases of the skin & subcutaneous tissue  | -            | -                  | 8            | 11           | 19           | 0.2          | 1.5                                  |
| XIII    | Diseases of the musculoskeletal system & connective tissue  | -            | 2                  | 6            | 26           | 32           | 0.3          | 2.5                                  |
| XIV     | Diseases of the genito-urinary system   | -            | -                  | 74           | 66           | 140          | 1.6          | 11.0                                 |
| XV      | Pregnancy, childbirth & the puerperium  | -            | -                  | -            | 6            | 6            | 0.1          | 0.5                                  |
| XVI     | Certain conditions originating in the perinatal period  | 139          | -                  | 82           | 57           | 139          | 1.5          | 11.0                                 |
| XVII    | Congenital malformations, deformations & chromosomal abnormalities                                | 47           | 8                  | 36           | 28           | 64           | 0.7          | 5.0                                  |
| XVIII   | Symptoms, signs & abnormal clinical & laboratory findings, not elsewhere classified               | 7            | -                  | 91           | 122          | 213          | 2.4          | 16.8                                 |
| XIX     | Injury, poisoning & certain other consequences of external causes                                 | 5            | 6                  | 427          | 113          | 540          | 6.0          | 42.6                                 |
|         | <b>All causes</b>   | <b>236</b>   | <b>35</b>          | <b>5,094</b> | <b>3,910</b> | <b>9,004</b> | <b>100.0</b> | <b>709.8</b>                         |

1/ Source: Health Statistics Unit, Ministry of Health

2/ excluding Agalega and St Brandon

3/ according to the "International Statistical Classification of Diseases and Related Health Problems", 10<sup>th</sup> Revision

Table 5.18(b) - Deaths by cause <sup>1/</sup> - Island of Mauritius, 2008

| Chapter | Cause of death <sup>2/</sup>  | Deaths          |                       |              |              |              |              | Death rate<br>per 100,000<br>of<br>population |
|---------|---|-----------------|-----------------------|--------------|--------------|--------------|--------------|---|
|         |   | Under<br>1 year | 1 to under<br>5 years | All ages     |              |              |              |   |
|         |   |                 |                       | Male         | Female       | Both sexes   |              |   |
|         |   | Both sexes      | Both sexes            |              |              | Number       | %            |   |
| I       | Certain Infectious & parasitic diseases   | 8               | 6                     | 132          | 72           | 204          | 2.3          | 16.6  |
| II      | Neoplasms   | 2               | 2                     | 531          | 518          | 1,049        | 11.9         | 85.2  |
| III     | Diseases of the blood & blood-forming organs and certain disorders involving the immune mechanism | 3               | -                     | 18           | 27           | 45           | 0.5          | 3.7   |
| IV      | Endocrine, nutritional & metabolic diseases   | 3               | -                     | 1,071        | 1,004        | 2,075        | 23.6         | 168.6   |
| V       | Mental & behavioural disorders  | -               | -                     | 79           | 8            | 87           | 1.0          | 7.1   |
| VI      | Diseases of the nervous system  | 9               | 4                     | 70           | 59           | 129          | 1.5          | 10.5  |
| VII     | Diseases of the eye & adnexa  | -               | -                     | -            | -            | -            | -            | -   |
| VIII    | Diseases of the ear & mastoid process   | -               | -                     | -            | -            | -            | -            | -   |
| IX      | Diseases of the circulatory system  | -               | -                     | 1,709        | 1,367        | 3,076        | 35.0         | 249.9   |
| X       | Diseases of the respiratory system  | 11              | 6                     | 324          | 241          | 565          | 6.4          | 45.9  |
| XI      | Diseases of the digestive system  | 1               | -                     | 347          | 97           | 444          | 5.0          | 36.1  |
| XII     | Diseases of the skin & subcutaneous tissue  | -               | -                     | 8            | 11           | 19           | 0.2          | 1.5   |
| XIII    | Diseases of the musculoskeletal system & connective tissue  | -               | 2                     | 6            | 26           | 32           | 0.3          | 2.6   |
| XIV     | Diseases of the genito-urinary system   | -               | -                     | 72           | 66           | 138          | 1.6          | 11.2  |
| XV      | Pregnancy, childbirth & the puerperium  | -               | -                     | -            | 6            | 6            | 0.1          | 0.5   |
| XVI     | Certain conditions originating in the perinatal period  | 130             | -                     | 79           | 51           | 130          | 1.5          | 10.6  |
| XVII    | Congenital malformations, deformations & chromosomal abnormalities                                | 44              | 7                     | 36           | 24           | 60           | 0.7          | 4.9   |
| XVIII   | Symptoms, signs & abnormal clinical & laboratory findings, not elsewhere classified               | 7               | -                     | 89           | 121          | 210          | 2.4          | 17.1  |
| XIX     | Injury, poisoning & certain other consequences of external causes                                 | 5               | 6                     | 418          | 111          | 529          | 6.0          | 43.0  |
|         | <b>All causes</b>   | <b>223</b>      | <b>33</b>             | <b>4,989</b> | <b>3,809</b> | <b>8,798</b> | <b>100.0</b> | <b>714.7</b>                                  |

1/ Source: Health Statistics Unit, Ministry of Health

2/ according to the "International Statistical Classification of Diseases and Related Health Problems", 10<sup>th</sup> Revision

Table 5.18 (c) - Deaths by cause <sup>1/</sup> - Island of Rodrigues, 2008

| Chapter | Cause of death <sup>2/</sup>  | Deaths       |                    |            |            |            |              | Death rate per 100,000 of population |
|---------|---|--------------|--------------------|------------|------------|------------|--------------|--------------------------------------|
|         |   | Under 1 year | 1 to under 5 years | All ages   |            |            |              |                                      |
|         |   |              |                    | Male       | Female     | Both sexes |              |                                      |
|         |   |              |                    |            |            | Number     | %            |                                      |
| I       | Certain Infectious & parasitic diseases   | -            | -                  | 1          | 2          | 3          | 1.5          | 8.0                                  |
| II      | Neoplasms   | -            | 1                  | 21         | 20         | 41         | 19.9         | 109.1                                |
| III     | Diseases of the blood & blood-forming organs and certain disorders involving the immune mechanism | 1            | -                  | 1          | -          | 1          | 0.5          | 2.7                                  |
| IV      | Endocrine, nutritional & metabolic diseases   | -            | -                  | 18         | 21         | 39         | 18.9         | 103.8                                |
| V       | Mental & behavioural disorders  | -            | -                  | 1          | 1          | 2          | 1.0          | 5.3                                  |
| VI      | Diseases of the nervous system  | -            | -                  | 1          | -          | 1          | 0.5          | 2.7                                  |
| VII     | Diseases of the eye & adnexa  | -            | -                  | -          | -          | -          | -            | -                                    |
| VIII    | Diseases of the ear & mastoid process   | -            | -                  | -          | -          | -          | -            | -                                    |
| IX      | Diseases of the circulatory system  | -            | -                  | 36         | 38         | 74         | 35.9         | 197.0                                |
| X       | Diseases of the respiratory system  | -            | -                  | 4          | 5          | 9          | 4.4          | 24.0                                 |
| XI      | Diseases of the digestive system  | -            | -                  | 6          | 1          | 7          | 3.3          | 18.6                                 |
| XII     | Diseases of the skin & subcutaneous tissue  | -            | -                  | -          | -          | -          | -            | -                                    |
| XIII    | Diseases of the musculoskeletal system & connective tissue  | -            | -                  | -          | -          | -          | -            | -                                    |
| XIV     | Diseases of the genito-urinary system   | -            | -                  | 2          | -          | 2          | 1.0          | 5.3                                  |
| XV      | Pregnancy, childbirth & the puerperium  | -            | -                  | -          | -          | -          | -            | -                                    |
| XVI     | Certain conditions originating in the perinatal period  | 9            | -                  | 3          | 6          | 9          | 4.4          | 24.0                                 |
| XVII    | Congenital malformations, deformations & chromosomal abnormalities                                | 3            | 1                  | -          | 4          | 4          | 1.9          | 10.6                                 |
| XVIII   | Symptoms, signs & abnormal clinical & laboratory findings, not elsewhere classified               | -            | -                  | 2          | 1          | 3          | 1.5          | 8.0                                  |
| XIX     | Injury, poisoning & certain other consequences of external causes                                 | -            | -                  | 9          | 2          | 11         | 5.3          | 29.3                                 |
|         | <b>All causes</b>   | <b>13</b>    | <b>2</b>           | <b>105</b> | <b>101</b> | <b>206</b> | <b>100.0</b> | <b>548.3</b>                         |

1/ Source: Health Statistics Unit, Ministry of Health

2/ according to the "International Statistical Classification of Diseases and Related Health Problems", 10<sup>th</sup> Revision

Table 5.19 (a) - Deaths by selected causes<sup>1/</sup> and sex - Republic of Mauritius<sup>2/</sup>, 2008

| Selected cause of death<br>(I. C. D. <sup>3/</sup> - 10 <sup>th</sup> revision) | Both sexes   | Male         | Female       |
|---|--------------|--------------|--------------|
| Acute myocardial infarction and other ischaemic heart diseases                  | 1,115        | 653          | 462          |
| Heart failures  | 389          | 212          | 177          |
| Cardiac Arrest  | 137          | 67           | 70           |
| Pulmonary heart diseases  | 35           | 19           | 16           |
| Other heart diseases  | 77           | 45           | 32           |
| Cerebrovascular diseases  | 859          | 460          | 399          |
| Hypertensive disease  | 513          | 280          | 233          |
| Diabetes mellitus   | 2,043        | 1,053        | 990          |
| Malignant neoplasm of trachea, bronchus and lung                                | 158          | 120          | 38           |
| Malignant neoplasm of breast  | 117          | -            | 117          |
| Malignant neoplasm of stomach   | 88           | 63           | 25           |
| Malignant neoplasm of uterus (inc. cervix uteri)                                | 70           | -            | 70           |
| Malignant neoplasm of liver and intrahepatic bile duct                          | 55           | 23           | 32           |
| Malignant neoplasm of lip, oral cavity and pharynx                              | 49           | 38           | 11           |
| Malignant neoplasm of pancreas  | 49           | 25           | 24           |
| Malignant neoplasm of prostate  | 59           | 59           | -            |
| Pneumonia   | 105          | 53           | 52           |
| Asthma  | 158          | 83           | 75           |
| Pulmonary oedema  | 22           | 12           | 10           |
| Bronchitis emphysema and other chronic obstructive pulmonary diseases           | 67           | 52           | 15           |
| Land Transport Accident   | 179          | 153          | 26           |
| Suicide   | 86           | 74           | 12           |
| Homicides   | 53           | 33           | 20           |
| Accidental drowning and submersion  | 55           | 48           | 7            |
| Accidents caused by fire and flames   | 18           | 11           | 7            |
| Diseases of liver ( inc. alcoholic cirrhosis)                                   | 269          | 226          | 43           |
| Renal failures  | 124          | 64           | 60           |
| Senility  | 125          | 35           | 90           |
| Septicaemia unspecified   | 105          | 58           | 47           |
| Gastrointestinal haemorrhage unspecified  | 74           | 49           | 25           |
| All other causes  | 1,751        | 1,026        | 725          |
| <b>Total</b>  | <b>9,004</b> | <b>5,094</b> | <b>3,910</b> |

1/ Source: Health Statistics Unit, Ministry of Health

2/ excluding Agalega &amp; St Brandon

3/ according to the "International Statistical Classification of Diseases and Related Health Problems", 10<sup>th</sup> Revision

Table 5.19 (b) - Deaths by selected causes<sup>1/</sup> and sex - Island of Mauritius, 2008

| Selected cause of death<br>(I. C. D. <sup>2/</sup> - 10 <sup>th</sup> revision) | Both sexes   | Male         | Female       |
|---|--------------|--------------|--------------|
| Acute myocardial infarction and other ischaemic heart diseases                  | 1,097        | 648          | 449          |
| Heart failures  | 385          | 210          | 175          |
| Cardiac Arrest  | 133          | 66           | 67           |
| Pulmonary heart diseases  | 34           | 18           | 16           |
| Other heart diseases  | 75           | 43           | 32           |
| Cerebrovascular diseases  | 838          | 447          | 391          |
| Hypertensive disease  | 490          | 268          | 222          |
| Diabetes mellitus   | 2,004        | 1,035        | 969          |
| Malignant neoplasm of trachea, bronchus and lung                                | 143          | 106          | 37           |
| Malignant neoplasm of breast  | 114          | -            | 114          |
| Malignant neoplasm of stomach   | 85           | 62           | 23           |
| Malignant neoplasm of uterus (inc. cervix uteri)                                | 69           | -            | 69           |
| Malignant neoplasm of liver and intrahepatic bile duct                          | 54           | 23           | 31           |
| Malignant neoplasm of lip, oral cavity and pharynx                              | 47           | 36           | 11           |
| Malignant neoplasm of pancreas  | 49           | 25           | 24           |
| Malignant neoplasm of prostate  | 58           | 58           | -            |
| Pneumonia   | 104          | 53           | 51           |
| Asthma  | 152          | 80           | 72           |
| Pulmonary oedema  | 22           | 12           | 10           |
| Bronchitis emphysema and other chronic obstructive pulmonary diseases           | 67           | 52           | 15           |
| Land Transport Accident   | 179          | 153          | 26           |
| Suicide   | 84           | 72           | 12           |
| Homicides   | 52           | 33           | 19           |
| Accidental drowning and submersion  | 53           | 46           | 7            |
| Accidents caused by fire and flames   | 18           | 11           | 7            |
| Diseases of liver ( inc. alcoholic cirrhosis)                                   | 265          | 222          | 43           |
| Renal failures  | 123          | 63           | 60           |
| Senility  | 124          | 34           | 90           |
| Septicaemia unspecified   | 103          | 57           | 46           |
| Gastrointestinal haemorrhage unspecified  | 72           | 48           | 24           |
| All other causes  | 1,705        | 1,008        | 697          |
| <b>Total</b>  | <b>8,798</b> | <b>4,989</b> | <b>3,809</b> |

1/ Source: Health Statistics Unit, Ministry of Health

2/ according to the "International Statistical Classification of Diseases and Related Health Problems", 10<sup>th</sup> Revision



Table 5.19 (c) - Deaths by selected causes<sup>1/</sup> and sex - Island of Rodrigues, 2008

| Selected cause of death<br>(I. C. D. <sup>2/</sup> - 10 <sup>th</sup> revision) | Both sexes | Male       | Female     |
|---|------------|------------|------------|
| Acute myocardial infarction and other ischaemic heart diseases                  | 18         | 5          | 13         |
| Heart failures  | 4          | 2          | 2          |
| Cardiac Arrest  | 4          | 1          | 3          |
| Pulmonary heart diseases  | 1          | 1          | -          |
| Other heart diseases  | 2          | 2          | -          |
| Cerebrovascular diseases  | 21         | 13         | 8          |
| Hypertensive disease  | 23         | 12         | 11         |
| Diabetes mellitus   | 39         | 18         | 21         |
| Malignant neoplasm of trachea, bronchus and lung                                | 15         | 14         | 1          |
| Malignant neoplasm of breast  | 3          | -          | 3          |
| Malignant neoplasm of stomach   | 3          | 1          | 2          |
| Malignant neoplasm of uterus (inc. cervix uteri)                                | 1          | -          | 1          |
| Malignant neoplasm of liver and intrahepatic bile duct                          | 1          | -          | 1          |
| Malignant neoplasm of lip, oral cavity and pharynx                              | 2          | 2          | -          |
| Malignant neoplasm of pancreas  | -          | -          | -          |
| Malignant neoplasm of prostate  | 1          | 1          | -          |
| Pneumonia   | 1          | -          | 1          |
| Asthma  | 6          | 3          | 3          |
| Pulmonary oedema  | -          | -          | -          |
| Bronchitis emphysema and other chronic obstructive pulmonary diseases           | -          | -          | -          |
| Land Transport Accident   | -          | -          | -          |
| Suicide   | 2          | 2          | -          |
| Homicides   | 1          | -          | 1          |
| Accidental drowning and submersion  | 2          | 2          | -          |
| Accidents caused by fire and flames   | -          | -          | -          |
| Diseases of liver ( inc. alcoholic cirrhosis)                                   | 4          | 4          | -          |
| Renal failures  | 1          | 1          | -          |
| Senility  | 1          | 1          | -          |
| Septicaemia unspecified   | 2          | 1          | 1          |
| Gastrointestinal haemorrhage unspecified  | 2          | 1          | 1          |
| All other causes  | 46         | 18         | 28         |
| <b>Total</b>  | <b>206</b> | <b>105</b> | <b>101</b> |

1/ Source: Health Statistics Unit, Ministry of Health

2/ according to the "International Statistical Classification of Diseases and Related Health Problems", 10<sup>th</sup> Revision

Table 5.20 - Infant deaths by selected causes <sup>1/</sup> - Republic of Mauritius <sup>2/</sup>, Island of Mauritius & Island of Rodrigues, 2008

| Selected cause of death<br>(I. C. D. <sup>3/</sup> - 10 <sup>th</sup> revision)                              | Republic of Mauritius |              | Island of Mauritius |              | Island of Rodrigues |              |
|--|-----------------------|--------------|---------------------|--------------|---------------------|--------------|
|  | Number                | %            | Number              | %            | Number              | %            |
| <b>Diarrhoea and gastroenteritis of presumed infectious origin</b>   | 1                     | 0.4          | 1                   | 0.4          | -                   | -            |
| <b>Meningitis</b>  | -                     | -            | -                   | -            | -                   | -            |
| <b>Acute bronchitis and acute bronchiolitis</b>  | 5                     | 2.1          | 5                   | 2.2          | -                   | -            |
| <b>Asthma</b>  | -                     | -            | -                   | -            | -                   | -            |
| <b>Pneumonia</b>   | 7                     | 3.0          | 7                   | 3.1          | -                   | -            |
| <b>Congenital anomalies</b>  | 46                    | 19.5         | 43                  | 19.3         | 3                   | 23.1         |
| <b>Slow foetal growth, foetal malnutrition and disorders related to short gestation and low birth weight</b> | 13                    | 5.5          | 13                  | 5.8          | -                   | -            |
| <b>Intrauterine hypoxia and birth asphyxia</b>   | 12                    | 5.1          | 12                  | 5.4          | -                   | -            |
| <b>Septicaemia and infections specific to the perinatal period</b>   | 30                    | 12.7         | 26                  | 11.7         | 4                   | 30.8         |
| <b>Neonatal haemorrhage</b>  | 8                     | 3.4          | 8                   | 3.6          | -                   | -            |
| <b>Birth trauma</b>  | 1                     | 0.4          | 1                   | 0.4          | -                   | -            |
| <b>Disseminated intravascular coagulation in newborn</b>   | 4                     | 1.7          | 4                   | 1.8          | -                   | -            |
| <b>Sudden infant death syndrome</b>  | 7                     | 3.0          | 7                   | 3.1          | -                   | -            |
| <b>Ingestion of food causing suffocation</b>   | -                     | -            | -                   | -            | -                   | -            |
| <b>All other causes</b>  | 102                   | 43.2         | 96                  | 43.0         | 6                   | 46.1         |
| <b>Total</b>   | <b>236</b>            | <b>100.0</b> | <b>223</b>          | <b>100.0</b> | <b>13</b>           | <b>100.0</b> |

1/ Source: Health Statistics Unit, Ministry of Health

2/ excluding Agalega & St Brandon

3/ according to the "International Statistical Classification of Diseases and Related Health Problems", 10<sup>th</sup> Revision

*SECTION 6*

*MARRIAGES*

**Table 6.1(a) - Marriages by month of registration - Republic of Mauritius <sup>1/</sup>, 1999 - 2008**

| <b>Month</b>     | <b>1999</b>   | <b>2000</b>   | <b>2001</b>   | <b>2002</b>   | <b>2003</b>   | <b>2004</b>   | <b>2005</b>   | <b>2006</b>   | <b>2007</b>   | <b>2008</b>   |
|------------------|---------------|---------------|---------------|---------------|---------------|---------------|---------------|---------------|---------------|---------------|
| <b>January</b>   | 514           | 506           | 546           | 499           | 472           | 596           | 534           | 620           | 677           | 603           |
| <b>February</b>  | 598           | 642           | 633           | 640           | 612           | 690           | 695           | 751           | 743           | 711           |
| <b>March</b>     | 598           | 623           | 619           | 649           | 638           | 683           | 749           | 741           | 723           | 730           |
| <b>April</b>     | 975           | 944           | 936           | 865           | 876           | 981           | 944           | 959           | 1,002         | 976           |
| <b>May</b>       | 896           | 997           | 999           | 933           | 986           | 1,048         | 1,077         | 976           | 1,033         | 1,009         |
| <b>June</b>      | 907           | 1,005         | 965           | 944           | 990           | 1,055         | 1,025         | 1,070         | 940           | 1,005         |
| <b>July</b>      | 1,094         | 1,115         | 1,048         | 986           | 1,147         | 978           | 1,071         | 1,171         | 1,241         | 1,185         |
| <b>August</b>    | 1,190         | 1,128         | 1,081         | 1,047         | 1,092         | 1,074         | 1,134         | 1,129         | 1,121         | 1,088         |
| <b>September</b> | 1,010         | 855           | 854           | 911           | 885           | 1,082         | 967           | 881           | 915           | 870           |
| <b>October</b>   | 1,159         | 1,127         | 1,088         | 1,064         | 1,097         | 1,111         | 1,093         | 1,154         | 1,088         | 1,073         |
| <b>November</b>  | 1,334         | 1,172         | 1,070         | 1,070         | 1,109         | 1,175         | 1,168         | 1,164         | 1,169         | 1,136         |
| <b>December</b>  | 1,020         | 849           | 796           | 876           | 908           | 912           | 837           | 855           | 895           | 811           |
| <b>Year</b>      | <b>11,295</b> | <b>10,963</b> | <b>10,635</b> | <b>10,484</b> | <b>10,812</b> | <b>11,385</b> | <b>11,294</b> | <b>11,471</b> | <b>11,547</b> | <b>11,197</b> |

<sup>1/</sup> excluding Agalega and St.Brandon

**Table 6.1(b) - Marriages by month of registration - Island of Mauritius, 1999 - 2008**

| <b>Month</b>     | <b>1999</b>   | <b>2000</b>   | <b>2001</b>   | <b>2002</b>   | <b>2003</b>   | <b>2004</b>   | <b>2005</b>   | <b>2006</b>   | <b>2007</b>   | <b>2008</b>   |
|------------------|---------------|---------------|---------------|---------------|---------------|---------------|---------------|---------------|---------------|---------------|
| <b>January</b>   | 504           | 494           | 537           | 486           | 463           | 587           | 527           | 607           | 657           | 583           |
| <b>February</b>  | 590           | 626           | 619           | 626           | 600           | 677           | 674           | 731           | 737           | 690           |
| <b>March</b>     | 587           | 608           | 599           | 632           | 626           | 667           | 739           | 720           | 712           | 716           |
| <b>April</b>     | 952           | 920           | 917           | 851           | 859           | 965           | 924           | 944           | 988           | 968           |
| <b>May</b>       | 869           | 973           | 982           | 920           | 976           | 1,032         | 1,055         | 959           | 1,019         | 997           |
| <b>June</b>      | 894           | 982           | 945           | 925           | 975           | 1,034         | 1,014         | 1,051         | 927           | 990           |
| <b>July</b>      | 1,082         | 1,098         | 1,022         | 954           | 1,129         | 956           | 1,057         | 1,152         | 1,227         | 1,173         |
| <b>August</b>    | 1,170         | 1,109         | 1,059         | 1,036         | 1,058         | 1,047         | 1,117         | 1,120         | 1,103         | 1,075         |
| <b>September</b> | 992           | 832           | 836           | 897           | 859           | 1,059         | 945           | 866           | 897           | 862           |
| <b>October</b>   | 1,139         | 1,108         | 1,070         | 1,045         | 1,066         | 1,098         | 1,062         | 1,134         | 1,061         | 1,050         |
| <b>November</b>  | 1,305         | 1,151         | 1,056         | 1,043         | 1,073         | 1,137         | 1,148         | 1,144         | 1,157         | 1,117         |
| <b>December</b>  | 988           | 819           | 772           | 838           | 872           | 879           | 814           | 834           | 876           | 791           |
| <b>Year</b>      | <b>11,072</b> | <b>10,720</b> | <b>10,414</b> | <b>10,253</b> | <b>10,556</b> | <b>11,138</b> | <b>11,076</b> | <b>11,262</b> | <b>11,361</b> | <b>11,012</b> |

**Table 6.1(c) - Marriages by month of registration - Island of Rodrigues, 1999 - 2008**

| <b>Month</b>     | <b>1999</b> | <b>2000</b> | <b>2001</b> | <b>2002</b> | <b>2003</b> | <b>2004</b> | <b>2005</b> | <b>2006</b> | <b>2007</b> | <b>2008</b> |
|------------------|-------------|-------------|-------------|-------------|-------------|-------------|-------------|-------------|-------------|-------------|
| <b>January</b>   | 10          | 12          | 9           | 13          | 9           | 9           | 7           | 13          | 20          | 20          |
| <b>February</b>  | 8           | 16          | 14          | 14          | 12          | 13          | 21          | 20          | 6           | 21          |
| <b>March</b>     | 11          | 15          | 20          | 17          | 12          | 16          | 10          | 21          | 11          | 14          |
| <b>April</b>     | 23          | 24          | 19          | 14          | 17          | 16          | 20          | 15          | 14          | 8           |
| <b>May</b>       | 27          | 24          | 17          | 13          | 10          | 16          | 22          | 17          | 14          | 12          |
| <b>June</b>      | 13          | 23          | 20          | 19          | 15          | 21          | 11          | 19          | 13          | 15          |
| <b>July</b>      | 12          | 17          | 26          | 32          | 18          | 22          | 14          | 19          | 14          | 12          |
| <b>August</b>    | 20          | 19          | 22          | 11          | 34          | 27          | 17          | 9           | 18          | 13          |
| <b>September</b> | 18          | 23          | 18          | 14          | 26          | 23          | 22          | 15          | 18          | 8           |
| <b>October</b>   | 20          | 19          | 18          | 19          | 31          | 13          | 31          | 20          | 27          | 23          |
| <b>November</b>  | 29          | 21          | 14          | 27          | 36          | 38          | 20          | 20          | 12          | 19          |
| <b>December</b>  | 32          | 30          | 24          | 38          | 36          | 33          | 23          | 21          | 19          | 20          |
| <b>Year</b>      | <b>223</b>  | <b>243</b>  | <b>221</b>  | <b>231</b>  | <b>256</b>  | <b>247</b>  | <b>218</b>  | <b>209</b>  | <b>186</b>  | <b>185</b>  |

Table 6.2 - Marriages by geographical district <sup>1/</sup> - Republic of Mauritius <sup>2/</sup>, 1999 - 2008

| Geographical district        | 1999          | 2000          | 2001          | 2002          | 2003          | 2004          | 2005          | 2006          | 2007          | 2008          |
|------------------------------|---------------|---------------|---------------|---------------|---------------|---------------|---------------|---------------|---------------|---------------|
| Port Louis                   | 951           | 937           | 918           | 911           | 887           | 905           | 898           | 828           | 900           | 907           |
| Pamplemousses                | 1,364         | 1,354         | 1,297         | 1,399         | 1,535         | 1,619         | 1,554         | 1,581         | 1,793         | 1,685         |
| Riviere du Rempart           | 1,225         | 1,051         | 1,185         | 1,093         | 1,138         | 1,235         | 1,292         | 1,300         | 1,353         | 1,307         |
| Flacq                        | 1,607         | 1,603         | 1,574         | 1,484         | 1,607         | 1,707         | 1,587         | 1,598         | 1,556         | 1,517         |
| Grand Port                   | 966           | 930           | 870           | 839           | 861           | 921           | 833           | 926           | 924           | 1,037         |
| Savanne                      | 658           | 581           | 572           | 479           | 484           | 521           | 605           | 646           | 622           | 591           |
| Plaines Wilhems              | 2,511         | 2,485         | 2,469         | 2,346         | 2,377         | 2,448         | 2,522         | 2,520         | 2,495         | 2,424         |
| Moka                         | 654           | 603           | 543           | 580           | 574           | 572           | 594           | 609           | 477           | 489           |
| Black River                  | 1,136         | 1,176         | 986           | 1,122         | 1,093         | 1,210         | 1,191         | 1,254         | 1,241         | 1,055         |
| <b>Island of Mauritius</b>   | <b>11,072</b> | <b>10,720</b> | <b>10,414</b> | <b>10,253</b> | <b>10,556</b> | <b>11,138</b> | <b>11,076</b> | <b>11,262</b> | <b>11,361</b> | <b>11,012</b> |
| Island of Rodrigues          | 223           | 243           | 221           | 231           | 256           | 247           | 218           | 209           | 186           | 185           |
| <b>Republic of Mauritius</b> | <b>11,295</b> | <b>10,963</b> | <b>10,635</b> | <b>10,484</b> | <b>10,812</b> | <b>11,385</b> | <b>11,294</b> | <b>11,471</b> | <b>11,547</b> | <b>11,197</b> |

1/ refers to district of residence of husband

2/ excluding Agalega and St Brandon

**Table 6.3 - Marriage rate by geographical district <sup>1/</sup> - Republic of Mauritius <sup>2/</sup>, 1999 - 2008**

| Geographical district                   | 1999        | 2000        | 2001        | 2002        | 2003        | 2004        | 2005        | 2006        | 2007        | 2008        |
|---|-------------|-------------|-------------|-------------|-------------|-------------|-------------|-------------|-------------|-------------|
| <b>Port Louis</b>                       | 13.8        | 13.5        | 14.2        | 14.0        | 13.6        | 13.9        | 13.8        | 12.7        | 13.8        | 14.0        |
| <b>Pamplemousses</b>                    | 23.2        | 22.8        | 20.8        | 22.1        | 24.0        | 25.0        | 23.7        | 23.8        | 26.8        | 24.9        |
| <b>Riviere du Rempart</b>               | 24.9        | 21.1        | 23.5        | 21.5        | 22.1        | 23.7        | 24.6        | 24.5        | 25.3        | 24.3        |
| <b>Flacq</b>                            | 25.8        | 25.5        | 24.3        | 22.7        | 24.3        | 25.5        | 23.5        | 23.5        | 22.7        | 22.0        |
| <b>Grand Port</b>                       | 18.0        | 17.2        | 16.0        | 15.3        | 15.6        | 16.5        | 14.8        | 16.4        | 16.2        | 18.1        |
| <b>Savanne</b>                          | 20.0        | 17.5        | 17.0        | 14.1        | 14.2        | 15.2        | 17.5        | 18.6        | 17.8        | 16.9        |
| <b>Plaines Wilhems</b>                  | 14.0        | 13.7        | 13.6        | 12.8        | 12.8        | 13.1        | 13.4        | 13.3        | 13.2        | 12.7        |
| <b>Moka</b>                             | 17.5        | 15.9        | 14.2        | 15.0        | 14.7        | 14.6        | 15.0        | 15.3        | 11.9        | 12.1        |
| <b>Black River</b>                      | 42.1        | 42.7        | 31.5        | 35.0        | 33.3        | 36.0        | 34.6        | 35.6        | 34.6        | 28.8        |
| <b>Island of Mauritius</b>              | <b>19.4</b> | <b>18.6</b> | <b>17.9</b> | <b>17.5</b> | <b>17.8</b> | <b>18.6</b> | <b>18.4</b> | <b>18.5</b> | <b>18.6</b> | <b>17.9</b> |
| <b>Island of Rodrigues<sup>3/</sup></b> | 12.6        | 13.6        | 12.3        | 12.8        | 14.0        | 13.5        | 11.8        | 11.3        | 10.0        | 9.8         |
| <b>Republic of Mauritius</b>            | <b>19.2</b> | <b>18.5</b> | <b>17.7</b> | <b>17.3</b> | <b>17.7</b> | <b>18.5</b> | <b>18.2</b> | <b>18.3</b> | <b>18.3</b> | <b>17.7</b> |

1/ refers to district of residence of husband

2/ excluding Agalega and St. Brandon

3/ rates for Rodrigues are calculated for each specific year only



**Table 6.4 - Marriages by type of marriage celebration - Republic of Mauritius <sup>1/</sup>, 2001 - 2008**

| Type of marriage celebration                  | 2001          | 2002          | 2003          | 2004          | 2005          | 2006          | 2007          | 2008          |
|---|---------------|---------------|---------------|---------------|---------------|---------------|---------------|---------------|
| <b>By civil status officer</b>                | 10,384        | 10,371        | 10,558        | 11,124        | 11,065        | 11,235        | 11,333        | 10,992        |
| <b>- Island of Mauritius</b>                  | (10,164)      | (10,141)      | (10,302)      | (10,877)      | (10,847)      | (11,026)      | (11,147)      | (10,807)      |
| <b>- Island of Rodrigues</b>                  | (220)         | (230)         | (256)         | (247)         | (218)         | (209)         | (186)         | (185)         |
| <b>By unauthorised person but assisted by</b> |               |               |               |               |               |               |               |               |
| <b>a civil status officer</b>                 | 75            | 82            | 60            | 26            | 45            | 50            | 46            | 47            |
| <b>- Island of Mauritius</b>                  | (74)          | (81)          | (60)          | (26)          | (45)          | (50)          | (46)          | (47)          |
| <b>- Island of Rodrigues</b>                  | (1)           | (1)           | (0)           | (0)           | (0)           | (0)           | (0)           | (0)           |
| <b>By authorised person</b>                   | 176           | 31            | 194           | 235           | 184           | 186           | 168           | 158           |
| <b>Total</b>                                  | <b>10,635</b> | <b>10,484</b> | <b>10,812</b> | <b>11,385</b> | <b>11,294</b> | <b>11,471</b> | <b>11,547</b> | <b>11,197</b> |

1/ excluding Agalega and Saint Brandon

**Table 6.5 - Marriages by type of marriage celebration and month - Republic of Mauritius<sup>1/</sup>, 2008**

| <b>Type of celebration</b>                                    | January    | February   | March      | April      | May          | June         | July         | August       | September  | October      | November     | December   | Year            |
|---|------------|------------|------------|------------|--------------|--------------|--------------|--------------|------------|--------------|--------------|------------|-----------------|
| By civil status officer                                       | 591        | 698        | 718        | 961        | 993          | 997          | 1,157        | 1,056        | 866        | 1,055        | 1,107        | 793        | <b>10,992</b>   |
| - Island of Mauritius   | (571)      | (677)      | (704)      | (953)      | (981)        | (982)        | (1,145)      | (1,043)      | (858)      | (1,032)      | (1,088)      | (773)      | <b>(10,807)</b> |
| - Island of Rodrigues   | (20)       | (21)       | (14)       | (8)        | (12)         | (15)         | (12)         | (13)         | (8)        | (23)         | (19)         | (20)       | <b>(185)</b>    |
| By unauthorised person but assisted by a civil status officer | 3          | -          | 3          | 3          | 2            | 1            | 6            | 5            | -          | 2            | 8            | 5          | <b>47</b>       |
| By authorised person  | 9          | 6          | 9          | 12         | 14           | 7            | 22           | 27           | 2          | 16           | 21           | 13         | <b>158</b>      |
| <b>Total</b>  | <b>603</b> | <b>711</b> | <b>730</b> | <b>976</b> | <b>1,009</b> | <b>1,005</b> | <b>1,185</b> | <b>1,088</b> | <b>870</b> | <b>1,073</b> | <b>1,136</b> | <b>811</b> | <b>11,197</b>   |

**Table 6.6 - Marriages by type of marriage celebration and district<sup>2/</sup> - Republic of Mauritius<sup>1/</sup>, 2008**

| <b>Type of marriage celebration</b>                           | Port Louis | Pamplemousses | Riviere du Rempart | Flacq        | Grand Port   | Savanne    | Plaines Wilhems | Moka       | Black River  | Island of Mauritius | Island of Rodrigues | Republic of Mauritius |
|---|------------|---------------|--------------------|--------------|--------------|------------|-----------------|------------|--------------|---------------------|---------------------|-----------------------|
| By civil status officer                                       | 898        | 1,664         | 1,283              | 1,476        | 1,015        | 575        | 2,363           | 479        | 1,054        | <b>10,807</b>       | 185                 | <b>10,992</b>         |
| By unauthorised person but assisted by a civil status officer | 7          | 9             | 6                  | 1            | 2            | 2          | 16              | 3          | 1            | <b>47</b>           | -                   | <b>47</b>             |
| By authorised person  | 2          | 12            | 18                 | 40           | 20           | 14         | 45              | 7          | -            | <b>158</b>          | -                   | <b>158</b>            |
| <b>Total</b>  | <b>907</b> | <b>1,685</b>  | <b>1,307</b>       | <b>1,517</b> | <b>1,037</b> | <b>591</b> | <b>2,424</b>    | <b>489</b> | <b>1,055</b> | <b>11,012</b>       | <b>185</b>          | <b>11,197</b>         |

1/ excluding Agalega and Saint Brandon

2/ refers to district of residence of husband

Table 6.7- Marriages by age and previous marital status of bridegroom

Republic of Mauritius <sup>1/</sup> - 2007 & 2008

| Year | Age          | Previous marital status of bridegroom |            |              |                             |            | Total         |
|------|--------------|---------------------------------------|------------|--------------|-----------------------------|------------|---------------|
|      |              | Single                                | Widowed    | Divorced     | Married (MPL) <sup>2/</sup> | Not stated |               |
| 2007 | 15-19        | 149                                   | 2          | -            | -                           | -          | 151           |
|      | 20-24        | 1,587                                 | -          | 3            | -                           | 2          | 1,592         |
|      | 25-29        | 3,968                                 | 3          | 74           | -                           | 2          | 4,047         |
|      | 30-34        | 2,227                                 | 14         | 181          | -                           | 2          | 2,424         |
|      | 35-39        | 978                                   | 13         | 294          | -                           | -          | 1,285         |
|      | 40-44        | 487                                   | 26         | 353          | -                           | -          | 866           |
|      | 45-49        | 229                                   | 26         | 258          | -                           | 1          | 514           |
|      | 50-54        | 88                                    | 25         | 190          | -                           | -          | 303           |
|      | 55-59        | 68                                    | 29         | 105          | -                           | 1          | 203           |
|      | 60 & over    | 42                                    | 42         | 74           | -                           | -          | 158           |
|      | Not stated   | 4                                     | -          | -            | -                           | -          | 4             |
|      | <b>Total</b> | <b>9,827</b>                          | <b>180</b> | <b>1,532</b> | <b>-</b>                    | <b>8</b>   | <b>11,547</b> |
| 2008 | 15-19        | 195                                   | -          | -            | -                           | -          | 195           |
|      | 20-24        | 1,497                                 | -          | 1            | -                           | -          | 1,498         |
|      | 25-29        | 3,845                                 | 3          | 59           | -                           | -          | 3,907         |
|      | 30-34        | 2,290                                 | 8          | 181          | -                           | -          | 2,479         |
|      | 35-39        | 879                                   | 9          | 277          | -                           | -          | 1,165         |
|      | 40-44        | 458                                   | 14         | 322          | -                           | -          | 794           |
|      | 45-49        | 193                                   | 16         | 277          | -                           | -          | 486           |
|      | 50-54        | 124                                   | 19         | 146          | 1                           | -          | 290           |
|      | 55-59        | 68                                    | 34         | 102          | -                           | -          | 204           |
|      | 60 & over    | 37                                    | 58         | 84           | -                           | -          | 179           |
|      | Not stated   | -                                     | -          | -            | -                           | -          | -             |
|      | <b>Total</b> | <b>9,586</b>                          | <b>161</b> | <b>1,449</b> | <b>1</b>                    | <b>-</b>   | <b>11,197</b> |

1/ excluding Agalega and St Brandon

2/ married under Muslim Personal Law

**Table 6.8 - Marriages by age and previous marital status of bride**Republic of Mauritius <sup>1/</sup>, 2007 & 2008

| Year         | Age   | Previous marital status of bride |            |              |                             |            | Total         |
|--------------|-------|----------------------------------|------------|--------------|-----------------------------|------------|---------------|
|              |       | Single                           | Widowed    | Divorced     | Married (MPL) <sup>2/</sup> | Not stated |               |
| 2007         | <15   | 58                               | -          | 6            | -                           | -          | 64            |
|              | 15-19 | 1,377                            | 15         | 3            | -                           | 1          | 1,396         |
|              | 20-24 | 3,257                            | 17         | 32           | -                           | 3          | 3,309         |
|              | 25-29 | 2,909                            | 21         | 164          | -                           | 4          | 3,098         |
|              | 30-34 | 1,236                            | 21         | 227          | -                           | 1          | 1,485         |
|              | 35-39 | 553                              | 20         | 298          | -                           | -          | 871           |
|              | 40-44 | 301                              | 29         | 273          | -                           | -          | 603           |
|              | 45-49 | 174                              | 18         | 196          | -                           | 2          | 390           |
|              | 50-54 | 77                               | 16         | 68           | -                           | -          | 161           |
|              | 55-59 | 33                               | 5          | 37           | -                           | -          | 75            |
| 60 & over    | 21    | 15                               | 17         | -            | -                           | 53         |               |
| Not stated   | 38    | 1                                | 3          | -            | -                           | 42         |               |
| <b>Total</b> |       | <b>10,034</b>                    | <b>178</b> | <b>1,324</b> | <b>-</b>                    | <b>11</b>  | <b>11,547</b> |
| 2008         | <15   | 44                               | 3          | 6            | -                           | -          | 53            |
|              | 15-19 | 1,361                            | 10         | -            | -                           | -          | 1,371         |
|              | 20-24 | 3,115                            | 21         | 32           | -                           | -          | 3,168         |
|              | 25-29 | 2,944                            | 18         | 159          | -                           | -          | 3,121         |
|              | 30-34 | 1,219                            | 16         | 249          | -                           | -          | 1,484         |
|              | 35-39 | 501                              | 11         | 256          | -                           | -          | 768           |
|              | 40-44 | 263                              | 15         | 226          | 1                           | -          | 505           |
|              | 45-49 | 176                              | 19         | 195          | -                           | -          | 390           |
|              | 50-54 | 79                               | 16         | 84           | -                           | -          | 179           |
|              | 55-59 | 37                               | 9          | 40           | -                           | -          | 86            |
| 60 & over    | 18    | 14                               | 17         | -            | -                           | 49         |               |
| Not stated   | 20    | -                                | 3          | -            | -                           | 23         |               |
| <b>Total</b> |       | <b>9,777</b>                     | <b>152</b> | <b>1,267</b> | <b>1</b>                    | <b>-</b>   | <b>11,197</b> |

1/ excluding Agalega and St Brandon

2/ married under Muslim Personal Law

**Table 6.9 - Marriages by marital status of each party, Republic of Mauritius<sup>1/</sup>  
Island of Mauritius and Island of Rodrigues, 2008**

| Marital status<br>of bridegroom | Marital status of bride |           |              |                                |            | Total         |
|---------------------------------|-------------------------|-----------|--------------|--------------------------------|------------|---------------|
|                                 | Single                  | Widowed   | Divorced     | Married<br>(MPL) <sup>2/</sup> | Not stated |               |
| <b>Republic of Mauritius</b>    |                         |           |              |                                |            |               |
| Single                          | 8,900                   | 37        | 649          | -                              | -          | <b>9,586</b>  |
| Widowed                         | 71                      | 23        | 67           | -                              | -          | <b>161</b>    |
| Divorced                        | 806                     | 34        | 609          | -                              | -          | <b>1,449</b>  |
| Married(MPL) <sup>2/</sup>      | -                       | -         | -            | 1                              | -          | <b>1</b>      |
| Not stated                      | -                       | -         | -            | -                              | -          | -             |
| <b>Total</b>                    | <b>9,777</b>            | <b>94</b> | <b>1,325</b> | <b>1</b>                       | <b>-</b>   | <b>11,197</b> |
| <b>Island of Mauritius</b>      |                         |           |              |                                |            |               |
| Single                          | 8,735                   | 36        | 643          | -                              | -          | <b>9,414</b>  |
| Widowed                         | 70                      | 23        | 67           | -                              | -          | <b>160</b>    |
| Divorced                        | 796                     | 34        | 607          | -                              | -          | <b>1,437</b>  |
| Married(MPL) <sup>2/</sup>      | -                       | -         | -            | 1                              | -          | <b>1</b>      |
| Not stated                      | -                       | -         | -            | -                              | -          | -             |
| <b>Total</b>                    | <b>9,601</b>            | <b>93</b> | <b>1,317</b> | <b>1</b>                       | <b>-</b>   | <b>11,012</b> |
| <b>Island of Rodrigues</b>      |                         |           |              |                                |            |               |
| Single                          | 165                     | 1         | 6            | -                              | -          | <b>172</b>    |
| Widowed                         | 1                       | -         | -            | -                              | -          | <b>1</b>      |
| Divorced                        | 10                      | -         | 2            | -                              | -          | <b>12</b>     |
| Married(MPL) <sup>2/</sup>      | -                       | -         | -            | -                              | -          | -             |
| Not stated                      | -                       | -         | -            | -                              | -          | -             |
| <b>Total</b>                    | <b>176</b>              | <b>1</b>  | <b>8</b>     | <b>-</b>                       | <b>-</b>   | <b>185</b>    |

1/ excluding Agalega and St Brandon

2/ married under Muslim Personal Law

**Table 6.10(a) - Marriages by age of bride and age of bridegroom - Republic of Mauritius <sup>1/</sup>, 2008**

| Age of bride | Age of bridegroom |            |              |              |              |              |            |            |            |            |            |            | Total         |
|--------------|-------------------|------------|--------------|--------------|--------------|--------------|------------|------------|------------|------------|------------|------------|---------------|
|              | <15               | 15-19      | 20-24        | 25-29        | 30-34        | 35-39        | 40-44      | 45-49      | 50-54      | 55-59      | 60+        | Not stated |               |
| <15          | -                 | -          | 5            | 26           | 14           | 8            | 2          | 1          | 1          | 1          | -          | -          | 58            |
| 15-19        | -                 | 142        | 544          | 513          | 144          | 19           | 7          | 2          | -          | -          | -          | -          | 1,371         |
| 20-24        | -                 | 47         | 726          | 1,679        | 597          | 85           | 20         | 8          | 3          | 1          | 2          | -          | 3,168         |
| 25-29        | -                 | 3          | 174          | 1,421        | 1,016        | 327          | 119        | 40         | 15         | 4          | 2          | -          | 3,121         |
| 30-34        | -                 | 3          | 25           | 192          | 551          | 389          | 214        | 73         | 17         | 13         | 7          | -          | 1,484         |
| 35-39        | -                 | -          | 11           | 53           | 117          | 223          | 199        | 112        | 30         | 14         | 9          | -          | 768           |
| 40-44        | -                 | -          | 5            | 10           | 26           | 75           | 156        | 119        | 76         | 31         | 7          | -          | 505           |
| 45-49        | -                 | -          | 2            | 7            | 9            | 28           | 60         | 109        | 94         | 52         | 29         | -          | 390           |
| 50-54        | -                 | -          | 1            | -            | 2            | 6            | 15         | 13         | 40         | 53         | 49         | -          | 179           |
| 55-59        | -                 | -          | -            | -            | -            | 2            | -          | 8          | 9          | 30         | 37         | -          | 86            |
| 60+          | -                 | -          | -            | -            | 1            | 2            | -          | 1          | 4          | 5          | 36         | -          | 49            |
| Not stated   | -                 | -          | 5            | 6            | 2            | 1            | 2          | -          | 1          | -          | 1          | -          | 18            |
| <b>Total</b> | -                 | <b>195</b> | <b>1,498</b> | <b>3,907</b> | <b>2,479</b> | <b>1,165</b> | <b>794</b> | <b>486</b> | <b>290</b> | <b>204</b> | <b>179</b> | -          | <b>11,197</b> |

1/ excluding Agalega & St. Brandon

**Table 6.10(b) - Marriages by age of bride and age of bridegroom - Island of Mauritius, 2008**

| Age of bride | Age of bridegroom |            |              |              |              |              |            |            |            |            |            |            | Total         |
|--------------|-------------------|------------|--------------|--------------|--------------|--------------|------------|------------|------------|------------|------------|------------|---------------|
|              | <15               | 15-19      | 20-24        | 25-29        | 30-34        | 35-39        | 40-44      | 45-49      | 50-54      | 55-59      | 60+        | Not stated |               |
| <15          | -                 | -          | 5            | 24           | 13           | 8            | 2          | 1          | 1          | 1          | -          | -          | 55            |
| 15-19        | -                 | 142        | 537          | 509          | 141          | 18           | 7          | 2          | -          | -          | -          | -          | 1,356         |
| 20-24        | -                 | 46         | 707          | 1,641        | 589          | 84           | 20         | 8          | 3          | 1          | 2          | -          | 3,101         |
| 25-29        | -                 | 3          | 168          | 1,400        | 995          | 324          | 117        | 39         | 15         | 4          | 2          | -          | 3,067         |
| 30-34        | -                 | 3          | 25           | 186          | 546          | 385          | 213        | 72         | 17         | 13         | 7          | -          | 1,467         |
| 35-39        | -                 | -          | 10           | 53           | 115          | 221          | 198        | 112        | 29         | 14         | 9          | -          | 761           |
| 40-44        | -                 | -          | 5            | 10           | 26           | 72           | 156        | 116        | 76         | 31         | 7          | -          | 499           |
| 45-49        | -                 | -          | 2            | 7            | 9            | 28           | 60         | 106        | 93         | 52         | 28         | -          | 385           |
| 50-54        | -                 | -          | 1            | -            | 2            | 6            | 15         | 13         | 39         | 53         | 49         | -          | 178           |
| 55-59        | -                 | -          | -            | -            | -            | 2            | -          | 8          | 9          | 30         | 37         | -          | 86            |
| 60+          | -                 | -          | -            | -            | 1            | 2            | -          | 1          | 4          | 5          | 35         | -          | 48            |
| Not stated   | -                 | -          | 2            | 2            | 1            | 1            | 1          | -          | 1          | -          | 1          | -          | 9             |
| <b>Total</b> | -                 | <b>194</b> | <b>1,462</b> | <b>3,832</b> | <b>2,438</b> | <b>1,151</b> | <b>789</b> | <b>478</b> | <b>287</b> | <b>204</b> | <b>177</b> | -          | <b>11,012</b> |

**Table 6.10(c) - Marriages by age of bride and age of bridegroom - Island of Rodrigues, 2008**

| Age of bride | Age of bridegroom |          |           |           |           |           |          |          |          |       |          |            | Total      |
|--------------|-------------------|----------|-----------|-----------|-----------|-----------|----------|----------|----------|-------|----------|------------|------------|
|              | <15               | 15-19    | 20-24     | 25-29     | 30-34     | 35-39     | 40-44    | 45-49    | 50-54    | 55-59 | 60+      | Not stated |            |
| <15          | -                 | -        | -         | 2         | 1         | -         | -        | -        | -        | -     | -        | -          | 3          |
| 15-19        | -                 | -        | 7         | 4         | 3         | 1         | -        | -        | -        | -     | -        | -          | 15         |
| 20-24        | -                 | 1        | 19        | 38        | 8         | 1         | -        | -        | -        | -     | -        | -          | 67         |
| 25-29        | -                 | -        | 6         | 21        | 21        | 3         | 2        | 1        | -        | -     | -        | -          | 54         |
| 30-34        | -                 | -        | -         | 6         | 5         | 4         | 1        | 1        | -        | -     | -        | -          | 17         |
| 35-39        | -                 | -        | 1         | -         | 2         | 2         | 1        | -        | 1        | -     | -        | -          | 7          |
| 40-44        | -                 | -        | -         | -         | -         | 3         | -        | 3        | -        | -     | -        | -          | 6          |
| 45-49        | -                 | -        | -         | -         | -         | -         | -        | 3        | 1        | -     | 1        | -          | 5          |
| 50-54        | -                 | -        | -         | -         | -         | -         | -        | -        | 1        | -     | -        | -          | 1          |
| 55-59        | -                 | -        | -         | -         | -         | -         | -        | -        | -        | -     | -        | -          | -          |
| 60+          | -                 | -        | -         | -         | -         | -         | -        | -        | -        | -     | 1        | -          | 1          |
| Not stated   | -                 | -        | 3         | 4         | 1         | -         | 1        | -        | -        | -     | -        | -          | 9          |
| <b>Total</b> | -                 | <b>1</b> | <b>36</b> | <b>75</b> | <b>41</b> | <b>14</b> | <b>5</b> | <b>8</b> | <b>3</b> | -     | <b>2</b> | -          | <b>185</b> |



*SECTION 7*

*DIVORCES*

**Table 7.1 - Number of divorce cases lodged and disposed of - Republic of Mauritius <sup>1/</sup>, 2001 - 2008**

| <b>Number of Cases lodged\disposed of</b> | <b>2001</b>  | <b>2002</b>  | <b>2003</b>  | <b>2004</b>  | <b>2005</b>  | <b>2006</b>  | <b>2007</b>  | <b>2008</b>  |
|---|--------------|--------------|--------------|--------------|--------------|--------------|--------------|--------------|
| <b>Lodged</b>                             | <b>1,626</b> | <b>1,480</b> | <b>1,586</b> | <b>2,167</b> | <b>1,792</b> | <b>1,715</b> | <b>1,801</b> | <b>1,990</b> |
| <b>Disposed of:</b>                       |              |              |              |              |              |              |              |              |
| <b>Total</b>                              | <b>1,947</b> | <b>1,630</b> | <b>1,507</b> | <b>1,489</b> | <b>1,415</b> | <b>1,731</b> | <b>1,638</b> | <b>1,847</b> |
| (i) struck out, set aside or withdrawn    | 407          | 295          | 287          | 289          | 265          | 324          | 312          | 267          |
| (ii) dismissed                            | 27           | 39           | 28           | 34           | 15           | 22           | 18           | 10           |
| (iii) judicial separation                 | 1            | 5            | 2            | 4            | 2            | 6            | 6            | 1            |
| (iv) divorce granted                      | 1,512        | 1,291        | 1,190        | 1,162        | 1,133        | 1,379        | 1,302        | 1,569        |

Source : Judicial Department

<sup>1/</sup> excluding Agalega and St Brandon

2/

**Table 7.2 - Divorces by number of dependent children <sup>1/</sup> - Republic of Mauritius <sup>2/</sup>, 1999 - 2008**

| <b>Number of children</b>        | <b>1999</b>  | <b>2000</b>  | <b>2001</b>  | <b>2002</b>  | <b>2003</b>  | <b>2004</b>  | <b>2005</b>  | <b>2006</b>  | <b>2007</b>  | <b>2008</b>  |
|----------------------------------|--------------|--------------|--------------|--------------|--------------|--------------|--------------|--------------|--------------|--------------|
| <b>0</b>                         | 397          | 403          | 523          | 425          | 423          | 383          | 420          | 476          | 454          | 473          |
| <b>1</b>                         | 319          | 357          | 437          | 397          | 377          | 366          | 316          | 425          | 392          | 441          |
| <b>2</b>                         | 260          | 294          | 387          | 334          | 258          | 282          | 258          | 341          | 312          | 495          |
| <b>3</b>                         | 115          | 93           | 108          | 95           | 91           | 89           | 103          | 98           | 98           | 111          |
| <b>4</b>                         | 36           | 27           | 28           | 20           | 24           | 32           | 24           | 30           | 33           | 28           |
| <b>5</b>                         | 17           | 8            | 17           | 14           | 11           | 5            | 9            | 7            | 8            | 11           |
| <b>6</b>                         | 5            | 3            | 8            | 4            | 3            | 2            | 2            | -            | 5            | 9            |
| <b>7</b>                         | 1            | 3            | 3            | 1            | 1            | 3            | 1            | 2            | -            | -            |
| <b>8</b>                         | -            | 2            | 1            | -            | 1            | -            | -            | -            | -            | 1            |
| <b>9</b>                         | -            | -            | -            | 1            | 1            | -            | -            | -            | -            | -            |
| <b>10 &amp; over</b>             | -            | 1            | -            | -            | -            | -            | -            | -            | -            | -            |
| <b>Total divorces</b>            | <b>1,150</b> | <b>1,191</b> | <b>1,512</b> | <b>1,291</b> | <b>1,190</b> | <b>1,162</b> | <b>1,133</b> | <b>1,379</b> | <b>1,302</b> | <b>1,569</b> |
| <b>Aggregate no. of children</b> | <b>1,450</b> | <b>1,438</b> | <b>1,809</b> | <b>1,540</b> | <b>1,359</b> | <b>1,383</b> | <b>1,301</b> | <b>1,570</b> | <b>1,512</b> | <b>1,993</b> |

Source : Judicial Department

1/ dependent children are the living children who are dependent on either of the divorcees at the time the divorce petition is filed

2/ excluding Agalega and St Brandon

**Table 7.3 - Divorces by duration of union - Republic of Mauritius<sup>1/</sup>, 1999 - 2008**

| <b>Duration of union (years)</b> | <b>1999</b>  | <b>2000</b>  | <b>2001</b>  | <b>2002</b>  | <b>2003</b>  | <b>2004</b>  | <b>2005</b>  | <b>2006</b>  | <b>2007</b>  | <b>2008</b>  |
|----------------------------------|--------------|--------------|--------------|--------------|--------------|--------------|--------------|--------------|--------------|--------------|
| <b>&lt; 1 year</b>               | -            | 5            | -            | -            | -            | -            | -            | -            | -            | -            |
| <b>1 year</b>                    | 70           | 64           | 94           | 84           | 58           | 45           | 47           | 41           | 27           | 30           |
| <b>2 years</b>                   | 78           | 96           | 141          | 133          | 93           | 74           | 96           | 71           | 62           | 85           |
| <b>3 years</b>                   | 97           | 78           | 87           | 73           | 85           | 78           | 73           | 91           | 88           | 98           |
| <b>4 years</b>                   | 73           | 67           | 91           | 84           | 77           | 71           | 85           | 81           | 76           | 105          |
| <b>5 years</b>                   | 76           | 71           | 104          | 90           | 75           | 75           | 71           | 84           | 69           | 91           |
| <b>6 years</b>                   | 79           | 71           | 93           | 77           | 75           | 68           | 78           | 88           | 97           | 85           |
| <b>7 years</b>                   | 73           | 72           | 76           | 69           | 63           | 75           | 68           | 92           | 77           | 96           |
| <b>8 years</b>                   | 68           | 74           | 72           | 65           | 73           | 66           | 63           | 67           | 79           | 104          |
| <b>9 years</b>                   | 58           | 72           | 86           | 75           | 68           | 51           | 45           | 65           | 69           | 109          |
| <b>10 - 14 years</b>             | 238          | 252          | 322          | 277          | 242          | 240          | 214          | 280          | 290          | 330          |
| <b>15 - 19 years</b>             | 119          | 137          | 167          | 146          | 135          | 166          | 142          | 219          | 195          | 223          |
| <b>20 - 24 years</b>             | 75           | 75           | 114          | 86           | 77           | 85           | 83           | 102          | 96           | 138          |
| <b>25 - 29 years</b>             | 30           | 35           | 37           | 20           | 47           | 47           | 39           | 62           | 44           | 40           |
| <b>30 - 34 years</b>             | 12           | 7            | 17           | 7            | 15           | 16           | 17           | 19           | 17           | 20           |
| <b>35 years &amp; over</b>       | 4            | 15           | 11           | 5            | 7            | 5            | 12           | 17           | 16           | 15           |
| <b>Total divorces</b>            | <b>1,150</b> | <b>1,191</b> | <b>1,512</b> | <b>1,291</b> | <b>1,190</b> | <b>1,162</b> | <b>1,133</b> | <b>1,379</b> | <b>1,302</b> | <b>1,569</b> |

Source : Judicial Department

1/ excluding Agalega and St Brandon

***SECTION 8***

***POPULATION  
PROJECTIONS***

***(Medium variant)***

(a) Republic of Mauritius

(b) Island of Mauritius

(c) Island of Rodrigues

Please refer to introductory notes (page 15) for detailed assumptions underlying the projections.

**Table 8.1(a) - Projections of the resident population by sex - Republic of Mauritius, 2008 - 2048**

| Age             | 2 0 0 8          |                |                | 2 0 1 3          |                |                | 2 0 1 8          |                |                | 2 0 2 3          |                |                | 2 0 2 8          |                |                |
|-----------------|------------------|----------------|----------------|------------------|----------------|----------------|------------------|----------------|----------------|------------------|----------------|----------------|------------------|----------------|----------------|
|                 | B. sexes         | Male           | Female         | B. sexes         | Male           | Female         | B. sexes         | Male           | Female         | B. sexes         | Male           | Female         | B. sexes         | Male           | Female         |
| <b>0-4</b>      | <b>88,963</b>    | 45,343         | 43,620         | <b>91,078</b>    | 46,424         | 44,654         | <b>92,837</b>    | 47,327         | 45,510         | <b>91,077</b>    | 46,435         | 44,642         | <b>87,869</b>    | 44,803         | 43,066         |
| <b>5-9</b>      | <b>97,839</b>    | 49,806         | 48,033         | <b>88,787</b>    | 45,244         | 43,543         | <b>90,922</b>    | 46,334         | 44,588         | <b>92,701</b>    | 47,247         | 45,454         | <b>90,961</b>    | 46,365         | 44,596         |
| <b>10-14</b>    | <b>101,621</b>   | 51,210         | 50,411         | <b>97,711</b>    | 49,745         | 47,966         | <b>88,686</b>    | 45,194         | 43,492         | <b>90,841</b>    | 46,293         | 44,548         | <b>92,634</b>    | 47,210         | 45,424         |
| <b>15-19</b>    | <b>107,965</b>   | 54,815         | 53,150         | <b>101,195</b>   | 50,971         | 50,224         | <b>97,376</b>    | 49,553         | 47,823         | <b>88,454</b>    | 45,061         | 43,393         | <b>90,684</b>    | 46,198         | 44,486         |
| <b>20-24</b>    | <b>93,335</b>    | 47,158         | 46,177         | <b>106,968</b>   | 54,245         | 52,723         | <b>100,419</b>   | 50,519         | 49,900         | <b>96,850</b>    | 49,253         | 47,597         | <b>88,133</b>    | 44,867         | 43,266         |
| <b>25-29</b>    | <b>110,489</b>   | 55,337         | 55,152         | <b>92,272</b>    | 46,501         | 45,771         | <b>106,055</b>   | 53,661         | 52,394         | <b>99,808</b>    | 50,141         | 49,667         | <b>96,441</b>    | 48,987         | 47,454         |
| <b>30-34</b>    | <b>102,743</b>   | 50,776         | 51,967         | <b>109,476</b>   | 54,630         | 54,846         | <b>91,499</b>    | 45,951         | 45,548         | <b>105,432</b>   | 53,219         | 52,213         | <b>99,353</b>    | 49,810         | 49,543         |
| <b>35-39</b>    | <b>90,411</b>    | 45,007         | 45,404         | <b>101,722</b>   | 50,063         | 51,659         | <b>108,517</b>   | 53,935         | 54,582         | <b>90,815</b>    | 45,450         | 45,365         | <b>104,761</b>   | 52,709         | 52,052         |
| <b>40-44</b>    | <b>101,672</b>   | 50,706         | 50,966         | <b>89,213</b>    | 44,137         | 45,076         | <b>100,508</b>   | 49,160         | 51,348         | <b>107,353</b>   | 53,044         | 54,309         | <b>89,935</b>    | 44,759         | 45,176         |
| <b>45-49</b>    | <b>93,938</b>    | 46,988         | 46,950         | <b>99,702</b>    | 49,303         | 50,399         | <b>87,653</b>    | 43,008         | 44,645         | <b>98,944</b>    | 48,019         | 50,925         | <b>105,863</b>   | 51,942         | 53,921         |
| <b>50-54</b>    | <b>80,590</b>    | 40,023         | 40,567         | <b>91,320</b>    | 45,239         | 46,081         | <b>97,320</b>    | 47,743         | 49,577         | <b>85,854</b>    | 41,853         | 44,001         | <b>97,191</b>    | 46,921         | 50,270         |
| <b>55-59</b>    | <b>67,856</b>    | 33,083         | 34,773         | <b>76,994</b>    | 37,717         | 39,277         | <b>87,615</b>    | 42,900         | 44,715         | <b>93,736</b>    | 45,517         | 48,219         | <b>82,976</b>    | 40,081         | 42,895         |
| <b>60-64</b>    | <b>44,761</b>    | 20,743         | 24,018         | <b>63,052</b>    | 30,137         | 32,915         | <b>71,943</b>    | 34,648         | 37,295         | <b>82,287</b>    | 39,693         | 42,594         | <b>88,450</b>    | 42,366         | 46,084         |
| <b>65-69</b>    | <b>29,283</b>    | 13,091         | 16,192         | <b>40,077</b>    | 18,039         | 22,038         | <b>56,859</b>    | 26,522         | 30,337         | <b>65,341</b>    | 30,800         | 34,541         | <b>75,224</b>    | 35,582         | 39,642         |
| <b>70-74</b>    | <b>24,133</b>    | 10,339         | 13,794         | <b>24,803</b>    | 10,556         | 14,247         | <b>34,235</b>    | 14,717         | 19,518         | <b>48,876</b>    | 21,856         | 27,020         | <b>56,503</b>    | 25,595         | 30,908         |
| <b>75-79</b>    | <b>15,442</b>    | 6,154          | 9,288          | <b>18,612</b>    | 7,403          | 11,209         | <b>19,268</b>    | 7,653          | 11,615         | <b>26,734</b>    | 10,777         | 15,957         | <b>38,281</b>    | 16,140         | 22,141         |
| <b>80+</b>      | <b>17,524</b>    | 5,977          | 11,547         | <b>18,013</b>    | 6,009          | 12,004         | <b>20,451</b>    | 6,863          | 13,588         | <b>22,024</b>    | 7,408          | 14,616         | <b>27,832</b>    | 9,641          | 18,191         |
| <b>All ages</b> | <b>1,268,565</b> | <b>626,556</b> | <b>642,009</b> | <b>1,310,995</b> | <b>646,363</b> | <b>664,632</b> | <b>1,352,163</b> | <b>665,688</b> | <b>686,475</b> | <b>1,387,127</b> | <b>682,066</b> | <b>705,061</b> | <b>1,413,091</b> | <b>693,976</b> | <b>719,115</b> |

**Table 8.1(a) - Projections of the resident population by sex - Republic of Mauritius, 2008 - 2048 (cont'd)**

| Age             | 2 0 3 3          |                |                | 2 0 3 8          |                |                | 2 0 4 3          |                |                | 2 0 4 8          |                |                |
|-----------------|------------------|----------------|----------------|------------------|----------------|----------------|------------------|----------------|----------------|------------------|----------------|----------------|
|                 | B.sexes          | Male           | Female         | B.sexes          | Male           | Female         | B.sexes          | Male           | Female         | B. sexes         | Male           | Female         |
| <b>0-4</b>      | <b>84,758</b>    | 43,220         | 41,538         | <b>83,066</b>    | 42,359         | 40,707         | <b>82,449</b>    | 42,046         | 40,403         | <b>81,601</b>    | 41,617         | 39,984         |
| <b>5-9</b>      | <b>87,771</b>    | 44,743         | 43,028         | <b>84,673</b>    | 43,166         | 41,507         | <b>82,988</b>    | 42,309         | 40,679         | <b>82,374</b>    | 41,997         | 40,377         |
| <b>10-14</b>    | <b>90,911</b>    | 46,335         | 44,576         | <b>87,727</b>    | 44,716         | 43,011         | <b>84,634</b>    | 43,141         | 41,493         | <b>82,950</b>    | 42,285         | 40,665         |
| <b>15-19</b>    | <b>92,552</b>    | 47,154         | 45,398         | <b>90,839</b>    | 46,284         | 44,555         | <b>87,661</b>    | 44,668         | 42,993         | <b>84,573</b>    | 43,097         | 41,476         |
| <b>20-24</b>    | <b>90,537</b>    | 46,092         | 44,445         | <b>92,419</b>    | 47,055         | 45,364         | <b>90,720</b>    | 46,194         | 44,526         | <b>87,550</b>    | 44,585         | 42,965         |
| <b>25-29</b>    | <b>87,936</b>    | 44,723         | 43,213         | <b>90,365</b>    | 45,967         | 44,398         | <b>92,271</b>    | 46,951         | 45,320         | <b>90,585</b>    | 46,102         | 44,483         |
| <b>30-34</b>    | <b>96,125</b>    | 48,743         | 47,382         | <b>87,684</b>    | 44,529         | 43,155         | <b>90,145</b>    | 45,801         | 44,344         | <b>92,076</b>    | 46,810         | 45,266         |
| <b>35-39</b>    | <b>98,819</b>    | 49,392         | 49,427         | <b>95,665</b>    | 48,379         | 47,286         | <b>87,316</b>    | 44,239         | 43,077         | <b>89,805</b>    | 45,541         | 44,264         |
| <b>40-44</b>    | <b>103,847</b>   | 51,976         | 51,871         | <b>98,045</b>    | 48,765         | 49,280         | <b>94,989</b>    | 47,828         | 47,161         | <b>86,752</b>    | 43,789         | 42,963         |
| <b>45-49</b>    | <b>88,830</b>    | 43,937         | 44,893         | <b>102,724</b>   | 51,143         | 51,581         | <b>97,122</b>    | 48,097         | 49,025         | <b>94,197</b>    | 47,280         | 46,917         |
| <b>50-54</b>    | <b>104,217</b>   | 50,921         | 53,296         | <b>87,596</b>    | 43,180         | 44,416         | <b>101,410</b>   | 50,344         | 51,066         | <b>95,925</b>    | 47,386         | 48,539         |
| <b>55-59</b>    | <b>94,213</b>    | 45,093         | 49,120         | <b>101,263</b>   | 49,066         | 52,197         | <b>85,282</b>    | 41,682         | 43,600         | <b>98,888</b>    | 48,645         | 50,243         |
| <b>60-64</b>    | <b>78,618</b>    | 37,484         | 41,134         | <b>89,584</b>    | 42,322         | 47,262         | <b>96,545</b>    | 46,156         | 50,389         | <b>81,492</b>    | 39,258         | 42,234         |
| <b>65-69</b>    | <b>81,334</b>    | 38,234         | 43,100         | <b>72,668</b>    | 33,998         | 38,670         | <b>83,175</b>    | 38,515         | 44,660         | <b>89,938</b>    | 42,076         | 47,862         |
| <b>70-74</b>    | <b>65,372</b>    | 29,766         | 35,606         | <b>70,963</b>    | 32,143         | 38,820         | <b>63,570</b>    | 28,676         | 34,894         | <b>72,840</b>    | 32,539         | 40,301         |
| <b>75-79</b>    | <b>44,408</b>    | 19,032         | 25,376         | <b>51,516</b>    | 22,242         | 29,274         | <b>56,044</b>    | 24,097         | 31,947         | <b>50,249</b>    | 21,533         | 28,716         |
| <b>80+</b>      | <b>38,208</b>    | 13,948         | 24,260         | <b>46,896</b>    | 17,512         | 29,384         | <b>55,546</b>    | 21,000         | 34,546         | <b>62,424</b>    | 23,571         | 38,853         |
| <b>All ages</b> | <b>1,428,456</b> | <b>700,793</b> | <b>727,663</b> | <b>1,433,693</b> | <b>702,826</b> | <b>730,867</b> | <b>1,431,867</b> | <b>701,744</b> | <b>730,123</b> | <b>1,424,219</b> | <b>698,111</b> | <b>726,108</b> |

**Table 8.1(b) - Projections of the resident population by sex - Island of Mauritius, 2008 - 2048**

| Age             | 2 0 0 8          |                |                | 2 0 1 3          |                |                | 2 0 1 8          |                |                | 2 0 2 3          |                |                | 2 0 2 8          |                |                |
|-----------------|------------------|----------------|----------------|------------------|----------------|----------------|------------------|----------------|----------------|------------------|----------------|----------------|------------------|----------------|----------------|
|                 | B. sexes         | Male           | Female         | B. sexes         | Male           | Female         | B. sexes         | Male           | Female         | B. sexes         | Male           | Female         | B. sexes         | Male           | Female         |
| <b>0-4</b>      | <b>84,737</b>    | 43,206         | 41,531         | <b>87,199</b>    | 44,452         | 42,747         | <b>89,257</b>    | 45,508         | 43,749         | <b>87,768</b>    | 44,755         | 43,013         | <b>84,634</b>    | 43,161         | 41,473         |
| <b>5-9</b>      | <b>93,929</b>    | 47,784         | 46,145         | <b>84,573</b>    | 43,114         | 41,459         | <b>87,053</b>    | 44,368         | 42,685         | <b>89,128</b>    | 45,432         | 43,696         | <b>87,658</b>    | 44,688         | 42,970         |
| <b>10-14</b>    | <b>98,114</b>    | 49,476         | 48,638         | <b>93,840</b>    | 47,735         | 46,105         | <b>84,503</b>    | 43,074         | 41,429         | <b>86,992</b>    | 44,333         | 42,659         | <b>89,072</b>    | 45,399         | 43,673         |
| <b>15-19</b>    | <b>104,168</b>   | 52,919         | 51,249         | <b>97,945</b>    | 49,369         | 48,576         | <b>93,699</b>    | 47,643         | 46,056         | <b>84,401</b>    | 43,008         | 41,393         | <b>86,902</b>    | 44,273         | 42,629         |
| <b>20-24</b>    | <b>89,605</b>    | 45,288         | 44,317         | <b>103,817</b>   | 52,669         | 51,148         | <b>97,653</b>    | 49,157         | 48,496         | <b>93,498</b>    | 47,504         | 45,994         | <b>84,246</b>    | 42,898         | 41,348         |
| <b>25-29</b>    | <b>106,827</b>   | 53,548         | 53,279         | <b>89,160</b>    | 44,942         | 44,218         | <b>103,369</b>   | 52,319         | 51,050         | <b>97,352</b>    | 48,935         | 48,417         | <b>93,250</b>    | 47,320         | 45,930         |
| <b>30-34</b>    | <b>100,500</b>   | 49,718         | 50,782         | <b>106,181</b>   | 53,050         | 53,131         | <b>88,664</b>    | 44,550         | 44,114         | <b>102,931</b>   | 51,984         | 50,947         | <b>96,995</b>    | 48,662         | 48,333         |
| <b>35-39</b>    | <b>88,654</b>    | 44,174         | 44,480         | <b>99,614</b>    | 49,067         | 50,547         | <b>105,336</b>   | 52,412         | 52,924         | <b>88,059</b>    | 44,090         | 43,969         | <b>102,307</b>   | 51,500         | 50,807         |
| <b>40-44</b>    | <b>99,726</b>    | 49,755         | 49,971         | <b>87,493</b>    | 43,325         | 44,168         | <b>98,435</b>    | 48,185         | 50,250         | <b>104,209</b>   | 51,545         | 52,664         | <b>87,205</b>    | 43,417         | 43,788         |
| <b>45-49</b>    | <b>91,936</b>    | 45,988         | 45,948         | <b>97,782</b>    | 48,367         | 49,415         | <b>85,954</b>    | 42,208         | 43,746         | <b>96,893</b>    | 47,057         | 49,836         | <b>102,751</b>   | 50,463         | 52,288         |
| <b>50-54</b>    | <b>78,759</b>    | 39,054         | 39,705         | <b>89,367</b>    | 44,268         | 45,099         | <b>95,443</b>    | 46,832         | 48,611         | <b>84,189</b>    | 41,072         | 43,117         | <b>95,178</b>    | 45,980         | 49,198         |
| <b>55-59</b>    | <b>66,614</b>    | 32,462         | 34,152         | <b>75,244</b>    | 36,802         | 38,442         | <b>85,742</b>    | 41,980         | 43,762         | <b>91,931</b>    | 44,652         | 47,279         | <b>81,370</b>    | 39,337         | 42,033         |
| <b>60-64</b>    | <b>43,676</b>    | 20,217         | 23,459         | <b>61,905</b>    | 29,573         | 32,332         | <b>70,323</b>    | 33,814         | 36,509         | <b>80,546</b>    | 38,852         | 41,694         | <b>86,767</b>    | 41,573         | 45,194         |
| <b>65-69</b>    | <b>28,272</b>    | 12,613         | 15,659         | <b>39,105</b>    | 17,579         | 21,526         | <b>55,827</b>    | 26,026         | 29,801         | <b>63,878</b>    | 30,063         | 33,815         | <b>73,641</b>    | 34,835         | 38,806         |
| <b>70-74</b>    | <b>23,381</b>    | 10,010         | 13,371         | <b>23,936</b>    | 10,163         | 13,773         | <b>33,397</b>    | 14,336         | 19,061         | <b>47,983</b>    | 21,444         | 26,539         | <b>55,235</b>    | 24,980         | 30,255         |
| <b>75-79</b>    | <b>14,995</b>    | 5,948          | 9,047          | <b>18,028</b>    | 7,167          | 10,861         | <b>18,591</b>    | 7,365          | 11,226         | <b>26,075</b>    | 10,494         | 15,581         | <b>37,575</b>    | 15,829         | 21,746         |
| <b>80+</b>      | <b>17,102</b>    | 5,832          | 11,270         | <b>17,500</b>    | 5,817          | 11,683         | <b>19,795</b>    | 6,626          | 13,169         | <b>21,231</b>    | 7,113          | 14,118         | <b>26,982</b>    | 9,317          | 17,665         |
| <b>All ages</b> | <b>1,230,995</b> | <b>607,992</b> | <b>623,003</b> | <b>1,272,689</b> | <b>627,459</b> | <b>645,230</b> | <b>1,313,041</b> | <b>646,403</b> | <b>666,638</b> | <b>1,347,064</b> | <b>662,333</b> | <b>684,731</b> | <b>1,371,768</b> | <b>673,632</b> | <b>698,136</b> |



**Table 8.1(b) - Projections of the resident population by sex - Island of Mauritius, 2008 - 2048 (cont'd)**

| Age             | 2 0 3 3          |                |                | 2 0 3 8          |                |                | 2 0 4 3          |                |                | 2 0 4 8          |                |                |
|-----------------|------------------|----------------|----------------|------------------|----------------|----------------|------------------|----------------|----------------|------------------|----------------|----------------|
|                 | B.sexes          | Male           | Female         | B.sexes          | Male           | Female         | B.sexes          | Male           | Female         | B. sexes         | Male           | Female         |
| <b>0-4</b>      | <b>81,382</b>    | 41,507         | 39,875         | <b>79,546</b>    | 40,573         | 38,973         | <b>78,840</b>    | 40,215         | 38,625         | <b>78,033</b>    | 39,807         | 38,226         |
| <b>5-9</b>      | <b>84,540</b>    | 43,103         | 41,437         | <b>81,301</b>    | 41,455         | 39,846         | <b>79,472</b>    | 40,525         | 38,947         | <b>78,768</b>    | 40,168         | 38,600         |
| <b>10-14</b>    | <b>87,609</b>    | 44,659         | 42,950         | <b>84,498</b>    | 43,077         | 41,421         | <b>81,263</b>    | 41,431         | 39,832         | <b>79,435</b>    | 40,502         | 38,933         |
| <b>15-19</b>    | <b>88,992</b>    | 45,344         | 43,648         | <b>87,539</b>    | 44,609         | 42,930         | <b>84,435</b>    | 43,031         | 41,404         | <b>81,204</b>    | 41,388         | 39,816         |
| <b>20-24</b>    | <b>86,761</b>    | 44,171         | 42,590         | <b>88,864</b>    | 45,249         | 43,615         | <b>87,424</b>    | 44,522         | 42,902         | <b>84,328</b>    | 42,951         | 41,377         |
| <b>25-29</b>    | <b>84,058</b>    | 42,760         | 41,298         | <b>86,596</b>    | 44,051         | 42,545         | <b>88,721</b>    | 45,149         | 43,572         | <b>87,293</b>    | 44,433         | 42,860         |
| <b>30-34</b>    | <b>92,951</b>    | 47,090         | 45,861         | <b>83,824</b>    | 42,581         | 41,243         | <b>86,391</b>    | 43,898         | 42,493         | <b>88,538</b>    | 45,018         | 43,520         |
| <b>35-39</b>    | <b>96,476</b>    | 48,256         | 48,220         | <b>92,510</b>    | 46,742         | 45,768         | <b>83,475</b>    | 42,307         | 41,168         | <b>86,068</b>    | 43,652         | 42,416         |
| <b>40-44</b>    | <b>101,410</b>   | 50,780         | 50,630         | <b>95,718</b>    | 47,641         | 48,077         | <b>91,852</b>    | 46,205         | 45,647         | <b>82,931</b>    | 41,872         | 41,059         |
| <b>45-49</b>    | <b>86,125</b>    | 42,610         | 43,515         | <b>100,308</b>   | 49,960         | 50,348         | <b>94,813</b>    | 46,984         | 47,829         | <b>91,086</b>    | 45,674         | 45,412         |
| <b>50-54</b>    | <b>101,156</b>   | 49,471         | 51,685         | <b>84,930</b>    | 41,876         | 43,054         | <b>99,025</b>    | 49,179         | 49,846         | <b>93,641</b>    | 46,288         | 47,353         |
| <b>55-59</b>    | <b>92,268</b>    | 44,195         | 48,073         | <b>98,297</b>    | 47,677         | 50,620         | <b>82,692</b>    | 40,429         | 42,263         | <b>96,565</b>    | 47,522         | 49,043         |
| <b>60-64</b>    | <b>77,114</b>    | 36,799         | 40,315         | <b>87,755</b>    | 41,492         | 46,263         | <b>93,747</b>    | 44,867         | 48,880         | <b>79,042</b>    | 38,091         | 40,951         |
| <b>65-69</b>    | <b>79,794</b>    | 37,525         | 42,269         | <b>71,283</b>    | 33,382         | 37,901         | <b>81,482</b>    | 37,764         | 43,718         | <b>87,335</b>    | 40,903         | 46,432         |
| <b>70-74</b>    | <b>63,992</b>    | 29,140         | 34,852         | <b>69,616</b>    | 31,547         | 38,069         | <b>62,357</b>    | 28,158         | 34,199         | <b>71,354</b>    | 31,906         | 39,448         |
| <b>75-79</b>    | <b>43,402</b>    | 18,563         | 24,839         | <b>50,416</b>    | 21,761         | 28,655         | <b>54,967</b>    | 23,637         | 31,330         | <b>49,277</b>    | 21,132         | 28,145         |
| <b>80+</b>      | <b>37,296</b>    | 13,588         | 23,708         | <b>45,749</b>    | 17,030         | 28,719         | <b>54,213</b>    | 20,447         | 33,766         | <b>61,012</b>    | 22,996         | 38,016         |
| <b>All ages</b> | <b>1,385,326</b> | <b>679,561</b> | <b>705,765</b> | <b>1,388,750</b> | <b>680,703</b> | <b>708,047</b> | <b>1,385,169</b> | <b>678,748</b> | <b>706,421</b> | <b>1,375,910</b> | <b>674,303</b> | <b>701,607</b> |

**Table 8.1(c) - Projections of the resident population by sex - Island of Rodrigues, 2008 - 2048**

| Age      | 2 0 0 8       |               |               | 2 0 1 3       |               |               | 2 0 1 8       |               |               | 2 0 2 3       |               |               | 2 0 2 8       |               |               |
|----------|---------------|---------------|---------------|---------------|---------------|---------------|---------------|---------------|---------------|---------------|---------------|---------------|---------------|---------------|---------------|
|          | B. sexes      | Male          | Female        | B. sexes      | Male          | Female        | B. sexes      | Male          | Female        | B. sexes      | Male          | Female        | B. sexes      | Male          | Female        |
| 0-4      | <b>4,226</b>  | 2,137         | 2,089         | <b>3,879</b>  | 1,972         | 1,907         | <b>3,580</b>  | 1,819         | 1,761         | <b>3,309</b>  | 1,680         | 1,629         | <b>3,235</b>  | 1,642         | 1,593         |
| 5-9      | <b>3,910</b>  | 2,022         | 1,888         | <b>4,214</b>  | 2,130         | 2,084         | <b>3,869</b>  | 1,966         | 1,903         | <b>3,573</b>  | 1,815         | 1,758         | <b>3,303</b>  | 1,677         | 1,626         |
| 10-14    | <b>3,507</b>  | 1,734         | 1,773         | <b>3,871</b>  | 2,010         | 1,861         | <b>4,183</b>  | 2,120         | 2,063         | <b>3,849</b>  | 1,960         | 1,889         | <b>3,562</b>  | 1,811         | 1,751         |
| 15-19    | <b>3,797</b>  | 1,896         | 1,901         | <b>3,250</b>  | 1,602         | 1,648         | <b>3,677</b>  | 1,910         | 1,767         | <b>4,053</b>  | 2,053         | 2,000         | <b>3,782</b>  | 1,925         | 1,857         |
| 20-24    | <b>3,730</b>  | 1,870         | 1,860         | <b>3,151</b>  | 1,576         | 1,575         | <b>2,766</b>  | 1,362         | 1,404         | <b>3,352</b>  | 1,749         | 1,603         | <b>3,887</b>  | 1,969         | 1,918         |
| 25-29    | <b>3,662</b>  | 1,789         | 1,873         | <b>3,112</b>  | 1,559         | 1,553         | <b>2,686</b>  | 1,342         | 1,344         | <b>2,456</b>  | 1,206         | 1,250         | <b>3,191</b>  | 1,667         | 1,524         |
| 30-34    | <b>2,243</b>  | 1,058         | 1,185         | <b>3,295</b>  | 1,580         | 1,715         | <b>2,835</b>  | 1,401         | 1,434         | <b>2,501</b>  | 1,235         | 1,266         | <b>2,358</b>  | 1,148         | 1,210         |
| 35-39    | <b>1,757</b>  | 833           | 924           | <b>2,108</b>  | 996           | 1,112         | <b>3,181</b>  | 1,523         | 1,658         | <b>2,756</b>  | 1,360         | 1,396         | <b>2,454</b>  | 1,209         | 1,245         |
| 40-44    | <b>1,946</b>  | 951           | 995           | <b>1,720</b>  | 812           | 908           | <b>2,073</b>  | 975           | 1,098         | <b>3,144</b>  | 1,499         | 1,645         | <b>2,730</b>  | 1,342         | 1,388         |
| 45-49    | <b>2,002</b>  | 1,000         | 1,002         | <b>1,920</b>  | 936           | 984           | <b>1,699</b>  | 800           | 899           | <b>2,051</b>  | 962           | 1,089         | <b>3,112</b>  | 1,479         | 1,633         |
| 50-54    | <b>1,831</b>  | 969           | 862           | <b>1,953</b>  | 971           | 982           | <b>1,877</b>  | 911           | 966           | <b>1,665</b>  | 781           | 884           | <b>2,013</b>  | 941           | 1,072         |
| 55-59    | <b>1,242</b>  | 621           | 621           | <b>1,750</b>  | 915           | 835           | <b>1,873</b>  | 920           | 953           | <b>1,805</b>  | 865           | 940           | <b>1,606</b>  | 744           | 862           |
| 60-64    | <b>1,085</b>  | 526           | 559           | <b>1,147</b>  | 564           | 583           | <b>1,620</b>  | 834           | 786           | <b>1,741</b>  | 841           | 900           | <b>1,683</b>  | 793           | 890           |
| 65-69    | <b>1,011</b>  | 478           | 533           | <b>972</b>    | 460           | 512           | <b>1,032</b>  | 496           | 536           | <b>1,463</b>  | 737           | 726           | <b>1,583</b>  | 747           | 836           |
| 70-74    | <b>752</b>    | 329           | 423           | <b>867</b>    | 393           | 474           | <b>838</b>    | 381           | 457           | <b>893</b>    | 412           | 481           | <b>1,268</b>  | 615           | 653           |
| 75-79    | <b>447</b>    | 206           | 241           | <b>584</b>    | 236           | 348           | <b>677</b>    | 288           | 389           | <b>659</b>    | 283           | 376           | <b>706</b>    | 311           | 395           |
| 80+      | <b>422</b>    | 145           | 277           | <b>513</b>    | 192           | 321           | <b>656</b>    | 237           | 419           | <b>793</b>    | 295           | 498           | <b>850</b>    | 324           | 526           |
| All ages | <b>37,570</b> | <b>18,564</b> | <b>19,006</b> | <b>38,306</b> | <b>18,904</b> | <b>19,402</b> | <b>39,122</b> | <b>19,285</b> | <b>19,837</b> | <b>40,063</b> | <b>19,733</b> | <b>20,330</b> | <b>41,323</b> | <b>20,344</b> | <b>20,979</b> |

Table 8.1(c) - Projections of the resident population by sex - Island of Rodrigues, 2008 - 2048 (cont'd)

| Age      | 2 0 3 3 |        |        | 2 0 3 8 |        |        | 2 0 4 3 |        |        | 2 0 4 8  |        |        |
|----------|---------|--------|--------|---------|--------|--------|---------|--------|--------|----------|--------|--------|
|          | B.sexes | Male   | Female | B.sexes | Male   | Female | B.sexes | Male   | Female | B. sexes | Male   | Female |
| 0-4      | 3,376   | 1,713  | 1,663  | 3,520   | 1,786  | 1,734  | 3,609   | 1,831  | 1,778  | 3,568    | 1,810  | 1,758  |
| 5-9      | 3,231   | 1,640  | 1,591  | 3,372   | 1,711  | 1,661  | 3,516   | 1,784  | 1,732  | 3,606    | 1,829  | 1,777  |
| 10-14    | 3,302   | 1,676  | 1,626  | 3,229   | 1,639  | 1,590  | 3,371   | 1,710  | 1,661  | 3,515    | 1,783  | 1,732  |
| 15-19    | 3,560   | 1,810  | 1,750  | 3,300   | 1,675  | 1,625  | 3,226   | 1,637  | 1,589  | 3,369    | 1,709  | 1,660  |
| 20-24    | 3,776   | 1,921  | 1,855  | 3,555   | 1,806  | 1,749  | 3,296   | 1,672  | 1,624  | 3,222    | 1,634  | 1,588  |
| 25-29    | 3,878   | 1,963  | 1,915  | 3,769   | 1,916  | 1,853  | 3,550   | 1,802  | 1,748  | 3,292    | 1,669  | 1,623  |
| 30-34    | 3,174   | 1,653  | 1,521  | 3,860   | 1,948  | 1,912  | 3,754   | 1,903  | 1,851  | 3,538    | 1,792  | 1,746  |
| 35-39    | 2,343   | 1,136  | 1,207  | 3,155   | 1,637  | 1,518  | 3,841   | 1,932  | 1,909  | 3,737    | 1,889  | 1,848  |
| 40-44    | 2,437   | 1,196  | 1,241  | 2,327   | 1,124  | 1,203  | 3,137   | 1,623  | 1,514  | 3,821    | 1,917  | 1,904  |
| 45-49    | 2,705   | 1,327  | 1,378  | 2,416   | 1,183  | 1,233  | 2,309   | 1,113  | 1,196  | 3,111    | 1,606  | 1,505  |
| 50-54    | 3,061   | 1,450  | 1,611  | 2,666   | 1,304  | 1,362  | 2,385   | 1,165  | 1,220  | 2,284    | 1,098  | 1,186  |
| 55-59    | 1,945   | 898    | 1,047  | 2,966   | 1,389  | 1,577  | 2,590   | 1,253  | 1,337  | 2,323    | 1,123  | 1,200  |
| 60-64    | 1,504   | 685    | 819    | 1,829   | 830    | 999    | 2,798   | 1,289  | 1,509  | 2,450    | 1,167  | 1,283  |
| 65-69    | 1,540   | 709    | 831    | 1,385   | 616    | 769    | 1,693   | 751    | 942    | 2,603    | 1,173  | 1,430  |
| 70-74    | 1,380   | 626    | 754    | 1,347   | 596    | 751    | 1,213   | 518    | 695    | 1,486    | 633    | 853    |
| 75-79    | 1,006   | 469    | 537    | 1,100   | 481    | 619    | 1,077   | 460    | 617    | 972      | 401    | 571    |
| 80+      | 912     | 360    | 552    | 1,147   | 482    | 665    | 1,333   | 553    | 780    | 1,412    | 575    | 837    |
| All ages | 43,130  | 21,232 | 21,898 | 44,943  | 22,123 | 22,820 | 46,698  | 22,996 | 23,702 | 48,309   | 23,808 | 24,501 |

**Table 8.2(a) - Projected demographic rates - Republic of Mauritius, 2008 - 2048**

|   | 2008 - 2013 | 2013 - 2018 | 2018 - 2023 | 2023 - 2028 | 2028 - 2033 | 2033 - 2038 | 2038 - 2043 | 2043 - 2048 |
|---|-------------|-------------|-------------|-------------|-------------|-------------|-------------|-------------|
| <b>Average annual growth rate (%)</b>       | 0.66        | 0.62        | 0.51        | 0.37        | 0.22        | 0.07        | -0.03       | -0.11       |
| <b>Crude birth rate</b>                     | 14.3        | 14.1        | 13.4        | 12.7        | 12.0        | 11.7        | 11.6        | 11.5        |
| <b>Crude death rate</b>                     | 7.4         | 7.7         | 8.2         | 8.9         | 9.9         | 11.0        | 11.9        | 12.6        |
| <b>Age specific fertility rates:</b>        |             |             |             |             |             |             |             |             |
| <b>Age of woman (years)</b>                 |             |             |             |             |             |             |             |             |
| <b>15 - 19</b>                              | 36.9        | 37.7        | 37.7        | 37.7        | 37.6        | 37.5        | 37.5        | 37.5        |
| <b>20 - 24</b>                              | 104.8       | 107.5       | 107.3       | 107.0       | 106.8       | 106.8       | 106.8       | 106.8       |
| <b>25 - 29</b>                              | 111.1       | 113.7       | 113.5       | 113.3       | 113.2       | 113.1       | 113.1       | 113.1       |
| <b>30 - 34</b>                              | 70.3        | 72.1        | 71.8        | 71.6        | 71.6        | 71.6        | 71.6        | 71.6        |
| <b>35 - 39</b>                              | 32.2        | 33.2        | 33.3        | 33.0        | 32.9        | 32.9        | 32.9        | 32.9        |
| <b>40 - 44</b>                              | 8.4         | 8.7         | 8.7         | 8.7         | 8.7         | 8.6         | 8.6         | 8.6         |
| <b>45 - 49</b>                              | 0.6         | 0.6         | 0.6         | 0.6         | 0.6         | 0.6         | 0.6         | 0.6         |
| <b>Total fertility rate</b>                 | 1.82        | 1.86        | 1.86        | 1.86        | 1.86        | 1.86        | 1.86        | 1.86        |
| <b>Gross reproduction rate</b>              | 0.89        | 0.91        | 0.91        | 0.91        | 0.91        | 0.91        | 0.91        | 0.91        |
| <b>Net reproduction rate</b>                | 0.88        | 0.90        | 0.90        | 0.90        | 0.90        | 0.90        | 0.90        | 0.90        |
| <b>Mean female population (15-49) years</b> | 350,232     | 348,469     | 344,855     | 339,684     | 331,264     | 326,124     | 321,033     | 312,390     |

**Table 8.2(b) - Projected demographic rates - Island of Mauritius, 2008 - 2048**

|   | 2008 - 2013 | 2013 - 2018 | 2018 - 2023 | 2023 - 2028 | 2028 - 2033 | 2033 - 2038 | 2038 - 2043 | 2043 - 2048 |
|---|-------------|-------------|-------------|-------------|-------------|-------------|-------------|-------------|
| <b>Average annual growth rate (%)</b>       | 0.67        | 0.62        | 0.51        | 0.36        | 0.20        | 0.05        | -0.05       | -0.13       |
| <b>Crude birth rate</b>                     | 14.1        | 14.0        | 13.3        | 12.6        | 11.9        | 11.6        | 11.5        | 11.4        |
| <b>Crude death rate</b>                     | 7.4         | 7.7         | 8.2         | 8.9         | 9.9         | 11.1        | 12.0        | 12.7        |
| <b>Age specific fertility rates:</b>        |             |             |             |             |             |             |             |             |
| <b>Age of woman (years)</b>                 |             |             |             |             |             |             |             |             |
| <b>15 - 19</b>                              | 35.9        | 36.9        | 36.9        | 36.9        | 36.9        | 36.9        | 36.9        | 36.9        |
| <b>20 - 24</b>                              | 105.0       | 107.9       | 107.9       | 107.9       | 107.9       | 107.9       | 107.9       | 107.9       |
| <b>25 - 29</b>                              | 110.3       | 113.4       | 113.4       | 113.4       | 113.4       | 113.4       | 113.4       | 113.4       |
| <b>30 - 34</b>                              | 69.0        | 70.9        | 70.9        | 70.9        | 70.9        | 70.9        | 70.9        | 70.9        |
| <b>35 - 39</b>                              | 31.2        | 32.1        | 32.1        | 32.1        | 32.1        | 32.1        | 32.1        | 32.1        |
| <b>40 - 44</b>                              | 8.1         | 8.4         | 8.4         | 8.4         | 8.4         | 8.4         | 8.4         | 8.4         |
| <b>45 - 49</b>                              | 0.5         | 0.5         | 0.5         | 0.5         | 0.5         | 0.5         | 0.5         | 0.5         |
| <b>Total fertility rate</b>                 | 1.80        | 1.85        | 1.85        | 1.85        | 1.85        | 1.85        | 1.85        | 1.85        |
| <b>Gross reproduction rate</b>              | 0.88        | 0.91        | 0.91        | 0.91        | 0.91        | 0.91        | 0.91        | 0.91        |
| <b>Net reproduction rate</b>                | 0.86        | 0.89        | 0.89        | 0.89        | 0.90        | 0.90        | 0.90        | 0.90        |
| <b>Mean female population (15-49) years</b> | 340,615     | 338,920     | 334,928     | 329,172     | 320,443     | 315,144     | 309,771     | 300,738     |

**Table 8.2(c) - Projected demographic rates - Island of Rodrigues, 2008 - 2048**

|   | <b>2008 - 2013</b> | <b>2013 - 2018</b> | <b>2018 - 2023</b> | <b>2023 - 2028</b> | <b>2028 - 2033</b> | <b>2033 - 2038</b> | <b>2038 - 2043</b> | <b>2043 - 2048</b> |
|---|--------------------|--------------------|--------------------|--------------------|--------------------|--------------------|--------------------|--------------------|
| <b>Average annual growth rate (%)</b>       | 0.39               | 0.42               | 0.47               | 0.62               | 0.86               | 0.82               | 0.77               | 0.68               |
| <b>Crude birth rate</b>                     | 20.8               | 18.8               | 17.0               | 16.1               | 16.2               | 16.2               | 15.9               | 15.2               |
| <b>Crude death rate</b>                     | 6.4                | 6.8                | 7.2                | 7.4                | 7.6                | 7.9                | 8.3                | 8.4                |
| <b>Age specific fertility rates:</b>        |                    |                    |                    |                    |                    |                    |                    |                    |
| <b>Age of woman (years)</b>                 |                    |                    |                    |                    |                    |                    |                    |                    |
| <b>15 - 19</b>                              | 66.0               | 62.2               | 58.4               | 55.8               | 54.6               | 53.3               | 53.3               | 53.3               |
| <b>20 - 24</b>                              | 99.8               | 94.1               | 88.3               | 84.5               | 82.5               | 80.6               | 80.6               | 80.6               |
| <b>25 - 29</b>                              | 133.1              | 125.4              | 117.7              | 112.6              | 110.1              | 107.5              | 107.5              | 107.5              |
| <b>30 - 34</b>                              | 116.6              | 109.9              | 103.1              | 98.6               | 96.4               | 94.2               | 94.2               | 94.2               |
| <b>35 - 39</b>                              | 78.7               | 74.1               | 69.6               | 66.6               | 65.0               | 63.5               | 63.5               | 63.5               |
| <b>40 - 44</b>                              | 23.7               | 22.4               | 21.0               | 20.1               | 19.6               | 19.2               | 19.2               | 19.2               |
| <b>45 - 49</b>                              | 2.2                | 2.1                | 1.9                | 1.9                | 1.8                | 1.8                | 1.8                | 1.8                |
| <b>Total fertility rate</b>                 | 2.60               | 2.45               | 2.30               | 2.20               | 2.15               | 2.10               | 2.10               | 2.10               |
| <b>Gross reproduction rate</b>              | 1.28               | 1.20               | 1.13               | 1.08               | 1.06               | 1.03               | 1.03               | 1.03               |
| <b>Net reproduction rate</b>                | 1.24               | 1.18               | 1.11               | 1.06               | 1.04               | 1.02               | 1.02               | 1.02               |
| <b>Mean female population (15-49) years</b> | 9,618              | 9,550              | 9,927              | 10,512             | 10,821             | 10,980             | 11,262             | 11,653             |

**Table 8.3(a) - Distribution of the resident population by selected age group, age indicators and dependency ratio**

**Republic of Mauritius, 2008 - 2048**

| Age group<br>(Years)    | 2008             |              | 2013             |              | 2018             |              | 2023             |              | 2028             |              | 2033             |              | 2038             |              | 2043             |              | 2048             |              |
|-------------------------|------------------|--------------|------------------|--------------|------------------|--------------|------------------|--------------|------------------|--------------|------------------|--------------|------------------|--------------|------------------|--------------|------------------|--------------|
|                         | Number           | %            | Number           | %            | Number           | %            | Number           | %            | Number           | %            | Number           | %            | Number           | %            | Number           | %            | Number           | %            |
| <b>Under 5</b>          | 88,963           | 7.0          | 91,078           | 6.9          | 92,837           | 6.9          | 91,077           | 6.6          | 87,869           | 6.2          | 84,758           | 5.9          | 83,066           | 5.8          | 82,449           | 5.8          | 81,601           | 5.7          |
| <b>Under 15</b>         | 288,423          | 22.7         | 277,576          | 21.2         | 272,445          | 20.1         | 274,619          | 19.8         | 271,464          | 19.2         | 263,440          | 18.4         | 255,466          | 17.8         | 250,071          | 17.5         | 246,925          | 17.3         |
| <b>15 - 49</b>          | 700,553          | 55.2         | 700,548          | 53.4         | 692,027          | 51.2         | 687,656          | 49.6         | 675,170          | 47.8         | 658,646          | 46.1         | 657,741          | 45.9         | 640,224          | 44.7         | 625,538          | 43.9         |
| <b>15 - 59</b>          | 848,999          | 66.9         | 868,862          | 66.3         | 876,962          | 64.9         | 867,246          | 62.5         | 855,337          | 60.5         | 857,076          | 60.0         | 846,600          | 59.1         | 826,916          | 57.8         | 820,351          | 57.6         |
| <b>15 - 64</b>          | 893,760          | 70.5         | 931,914          | 71.1         | 948,905          | 70.2         | 949,533          | 68.5         | 943,787          | 66.8         | 935,694          | 65.5         | 936,184          | 65.3         | 923,461          | 64.5         | 901,843          | 63.3         |
| <b>15 &amp; over</b>    | 980,142          | 77.3         | 1,033,419        | 78.8         | 1,079,718        | 79.9         | 1,112,508        | 80.2         | 1,141,627        | 80.8         | 1,165,016        | 81.6         | 1,178,227        | 82.2         | 1,181,796        | 82.5         | 1,177,294        | 82.7         |
| <b>60 &amp; over</b>    | 131,143          | 10.3         | 164,557          | 12.6         | 202,756          | 15.0         | 245,262          | 17.7         | 286,290          | 20.3         | 307,940          | 21.6         | 331,627          | 23.1         | 354,880          | 24.8         | 356,943          | 25.1         |
| <b>65 &amp; over</b>    | 86,382           | 6.8          | 101,505          | 7.7          | 130,813          | 9.7          | 162,975          | 11.7         | 197,840          | 14.0         | 229,322          | 16.1         | 242,043          | 16.9         | 258,335          | 18.0         | 275,451          | 19.3         |
| <b>All ages</b>         | <b>1,268,565</b> | <b>100.0</b> | <b>1,310,995</b> | <b>100.0</b> | <b>1,352,163</b> | <b>100.0</b> | <b>1,387,127</b> | <b>100.0</b> | <b>1,413,091</b> | <b>100.0</b> | <b>1,428,456</b> | <b>100.0</b> | <b>1,433,693</b> | <b>100.0</b> | <b>1,431,867</b> | <b>100.0</b> | <b>1,424,219</b> | <b>100.0</b> |
| <b>Mean age</b>         | 33.2             |              | 34.6             |              | 35.9             |              | 37.1             |              | 38.3             |              | 39.3             |              | 40.1             |              | 40.7             |              | 41.1             |              |
| <b>Median age</b>       | 31.7             |              | 33.5             |              | 35.4             |              | 36.6             |              | 37.9             |              | 39.2             |              | 40.2             |              | 40.9             |              | 41.2             |              |
| <b>Dependency ratio</b> | 419.4            |              | 406.8            |              | 425.0            |              | 460.9            |              | 497.3            |              | 526.6            |              | 531.4            |              | 550.5            |              | 579.2            |              |

**Table 8.3(b) - Distribution of the resident population by selected age group, age indicators and dependency ratio**

**Island of Mauritius, 2008 - 2048**

| Age group<br>(Years)    | 2008             |              | 2013             |              | 2018             |              | 2023             |              | 2028             |              | 2033             |              | 2038             |              | 2043             |              | 2048             |              |
|-------------------------|------------------|--------------|------------------|--------------|------------------|--------------|------------------|--------------|------------------|--------------|------------------|--------------|------------------|--------------|------------------|--------------|------------------|--------------|
|                         | Number           | %            | Number           | %            | Number           | %            | Number           | %            | Number           | %            | Number           | %            | Number           | %            | Number           | %            | Number           | %            |
| <b>Under 5</b>          | 84,737           | 6.9          | 87,199           | 6.9          | 89,257           | 6.8          | 87,768           | 6.5          | 84,634           | 6.2          | 81,382           | 5.9          | 79,546           | 5.7          | 78,840           | 5.7          | 78,033           | 5.7          |
| <b>Under 15</b>         | 276,780          | 22.5         | 265,612          | 20.9         | 260,813          | 19.9         | 263,888          | 19.6         | 261,364          | 19.1         | 253,531          | 18.3         | 245,345          | 17.7         | 239,575          | 17.3         | 236,236          | 17.2         |
| <b>15 - 49</b>          | 681,416          | 55.4         | 681,992          | 53.6         | 673,110          | 51.3         | 667,343          | 49.5         | 653,656          | 47.7         | 636,773          | 46.0         | 635,359          | 45.8         | 617,111          | 44.6         | 601,448          | 43.7         |
| <b>15 - 59</b>          | 826,789          | 67.2         | 846,603          | 66.5         | 854,295          | 65.1         | 843,463          | 62.6         | 830,204          | 60.5         | 830,197          | 59.9         | 818,586          | 58.9         | 798,828          | 57.7         | 791,654          | 57.5         |
| <b>15 - 64</b>          | 870,465          | 70.7         | 908,508          | 71.4         | 924,618          | 70.4         | 924,009          | 68.6         | 916,971          | 66.8         | 907,311          | 65.5         | 906,341          | 65.3         | 892,575          | 64.4         | 870,696          | 63.3         |
| <b>15 &amp; over</b>    | 954,215          | 77.5         | 1,007,077        | 79.1         | 1,052,228        | 80.1         | 1,083,176        | 80.4         | 1,110,404        | 80.9         | 1,131,795        | 81.7         | 1,143,405        | 82.3         | 1,145,594        | 82.7         | 1,139,674        | 82.8         |
| <b>60 &amp; over</b>    | 127,426          | 10.4         | 160,474          | 12.6         | 197,933          | 15.1         | 239,713          | 17.8         | 280,200          | 20.4         | 301,598          | 21.8         | 324,819          | 23.4         | 346,766          | 25.0         | 348,020          | 25.3         |
| <b>65 &amp; over</b>    | 83,750           | 6.8          | 98,569           | 7.7          | 127,610          | 9.7          | 159,167          | 11.8         | 193,433          | 14.1         | 224,484          | 16.2         | 237,064          | 17.1         | 253,019          | 18.3         | 268,978          | 19.5         |
| <b>All ages</b>         | <b>1,230,995</b> | <b>100.0</b> | <b>1,272,689</b> | <b>100.0</b> | <b>1,313,041</b> | <b>100.0</b> | <b>1,347,064</b> | <b>100.0</b> | <b>1,371,768</b> | <b>100.0</b> | <b>1,385,326</b> | <b>100.0</b> | <b>1,388,750</b> | <b>100.0</b> | <b>1,385,169</b> | <b>100.0</b> | <b>1,375,910</b> | <b>100.0</b> |
| <b>Mean age</b>         | 33.3             |              | 34.7             |              | 36.0             |              | 37.3             |              | 38.5             |              | 39.5             |              | 40.3             |              | 40.9             |              | 41.3             |              |
| <b>Median age</b>       | 31.9             |              | 33.8             |              | 35.6             |              | 36.8             |              | 38.1             |              | 39.5             |              | 40.5             |              | 41.2             |              | 41.5             |              |
| <b>Dependency ratio</b> | 414.2            |              | 400.9            |              | 420.1            |              | 457.9            |              | 496.0            |              | 526.9            |              | 532.3            |              | 551.9            |              | 580.2            |              |



**Table 8.3(c) - Distribution of the resident population by selected age group, age indicators and dependency ratio**

**Island of Rodrigues, 2008 - 2048**

| Age group<br>(Years)    | 2008          |              | 2013          |              | 2018          |              | 2023          |              | 2028          |              | 2033          |              | 2038          |              | 2043          |              | 2048          |              |
|-------------------------|---------------|--------------|---------------|--------------|---------------|--------------|---------------|--------------|---------------|--------------|---------------|--------------|---------------|--------------|---------------|--------------|---------------|--------------|
|                         | Number        | %            | Number        | %            | Number        | %            | Number        | %            | Number        | %            | Number        | %            | Number        | %            | Number        | %            | Number        | %            |
| <b>Under 5</b>          | 4,226         | 11.2         | 3,879         | 10.1         | 3,580         | 9.2          | 3,309         | 8.3          | 3,235         | 7.8          | 3,376         | 7.8          | 3,520         | 7.8          | 3,609         | 7.7          | 3,568         | 7.4          |
| <b>Under 15</b>         | 11,643        | 31.0         | 11,964        | 31.2         | 11,632        | 29.7         | 10,731        | 26.8         | 10,100        | 24.4         | 9,909         | 23.0         | 10,121        | 22.5         | 10,496        | 22.5         | 10,689        | 22.1         |
| <b>15 - 49</b>          | 19,137        | 50.9         | 18,556        | 48.4         | 18,917        | 48.4         | 20,313        | 50.7         | 21,514        | 52.1         | 21,873        | 50.7         | 22,382        | 49.8         | 23,113        | 49.5         | 24,090        | 49.9         |
| <b>15 - 59</b>          | 22,210        | 59.1         | 22,259        | 58.1         | 22,667        | 57.9         | 23,783        | 59.4         | 25,133        | 60.8         | 26,879        | 62.3         | 28,014        | 62.3         | 28,088        | 60.1         | 28,697        | 59.4         |
| <b>15 - 64</b>          | 23,295        | 62.0         | 23,406        | 61.1         | 24,287        | 62.1         | 25,524        | 63.7         | 26,816        | 64.9         | 28,383        | 65.8         | 29,843        | 66.4         | 30,886        | 66.1         | 31,147        | 64.5         |
| <b>15 &amp; over</b>    | 25,927        | 69.0         | 26,342        | 68.8         | 27,490        | 70.3         | 29,332        | 73.2         | 31,223        | 75.6         | 33,221        | 77.0         | 34,822        | 77.5         | 36,202        | 77.5         | 37,620        | 77.9         |
| <b>60 &amp; over</b>    | 3,717         | 9.9          | 4,083         | 10.7         | 4,823         | 12.3         | 5,549         | 13.9         | 6,090         | 14.7         | 6,342         | 14.7         | 6,808         | 15.1         | 8,114         | 17.4         | 8,923         | 18.5         |
| <b>65 &amp; over</b>    | 2,632         | 7.0          | 2,936         | 7.7          | 3,203         | 8.2          | 3,808         | 9.5          | 4,407         | 10.7         | 4,838         | 11.2         | 4,979         | 11.1         | 5,316         | 11.4         | 6,473         | 13.4         |
| <b>All ages</b>         | <b>37,570</b> | <b>100.0</b> | <b>38,306</b> | <b>100.0</b> | <b>39,122</b> | <b>100.0</b> | <b>40,063</b> | <b>100.0</b> | <b>41,323</b> | <b>100.0</b> | <b>43,130</b> | <b>100.0</b> | <b>44,943</b> | <b>100.0</b> | <b>46,698</b> | <b>100.0</b> | <b>48,309</b> | <b>100.0</b> |
| <b>Mean age</b>         | 28.8          |              | 29.9          |              | 31.1          |              | 32.3          |              | 33.4          |              | 34.2          |              | 34.9          |              | 35.5          |              | 36.2          |              |
| <b>Median age</b>       | 24.5          |              | 26.3          |              | 27.8          |              | 28.9          |              | 29.5          |              | 30.7          |              | 32.2          |              | 33.7          |              | 35.1          |              |
| <b>Dependency ratio</b> | 612.8         |              | 636.6         |              | 610.8         |              | 569.6         |              | 541.0         |              | 519.6         |              | 506.0         |              | 512.0         |              | 551.0         |              |

**Table 8.4(a) - Projections of the resident population under 25 years by single year of age and sex - Republic of Mauritius, 2008 - 2028**

| Age<br>(Years)   | 2008          |               | 2013          |               | 2018          |               | 2023          |               | 2028          |               |
|------------------|---------------|---------------|---------------|---------------|---------------|---------------|---------------|---------------|---------------|---------------|
|                  | Male          | Female        | Male          | Female        | Male          | Female        | Male          | Female        | Male          | Female        |
| <b>0</b>         | 8,303         | 8,194         | 10,517        | 9,991         | 9,489         | 9,123         | 9,184         | 8,829         | 8,815         | 8,470         |
| <b>1</b>         | 8,706         | 8,234         | 9,898         | 9,458         | 9,469         | 9,114         | 9,234         | 8,874         | 8,888         | 8,541         |
| <b>2</b>         | 9,229         | 8,735         | 9,288         | 8,931         | 9,467         | 9,103         | 9,288         | 8,929         | 8,960         | 8,613         |
| <b>3</b>         | 9,430         | 9,200         | 8,669         | 8,403         | 9,457         | 9,090         | 9,339         | 8,979         | 9,033         | 8,686         |
| <b>4</b>         | 9,675         | 9,257         | 8,052         | 7,871         | 9,445         | 9,080         | 9,390         | 9,031         | 9,107         | 8,756         |
| <b>(0 - 4)</b>   | <b>45,343</b> | <b>43,620</b> | <b>46,424</b> | <b>44,654</b> | <b>47,327</b> | <b>45,510</b> | <b>46,435</b> | <b>44,642</b> | <b>44,803</b> | <b>43,066</b> |
| <b>5</b>         | 9,866         | 9,724         | 8,285         | 8,179         | 10,497        | 9,976         | 9,473         | 9,111         | 9,170         | 8,819         |
| <b>6</b>         | 9,800         | 9,488         | 8,687         | 8,219         | 9,879         | 9,444         | 9,453         | 9,102         | 9,220         | 8,864         |
| <b>7</b>         | 10,197        | 9,771         | 9,209         | 8,720         | 9,270         | 8,918         | 9,451         | 9,091         | 9,274         | 8,919         |
| <b>8</b>         | 10,070        | 9,620         | 9,409         | 9,184         | 8,652         | 8,390         | 9,441         | 9,078         | 9,325         | 8,972         |
| <b>9</b>         | 9,873         | 9,430         | 9,654         | 9,241         | 8,036         | 7,860         | 9,429         | 9,072         | 9,376         | 9,022         |
| <b>(5 - 9)</b>   | <b>49,806</b> | <b>48,033</b> | <b>45,244</b> | <b>43,543</b> | <b>46,334</b> | <b>44,588</b> | <b>47,247</b> | <b>45,454</b> | <b>46,365</b> | <b>44,596</b> |
| <b>10</b>        | 9,929         | 9,592         | 9,853         | 9,710         | 8,276         | 8,169         | 10,488        | 9,967         | 9,465         | 9,105         |
| <b>11</b>        | 9,946         | 9,875         | 9,787         | 9,475         | 8,677         | 8,209         | 9,871         | 9,435         | 9,445         | 9,096         |
| <b>12</b>        | 10,053        | 9,908         | 10,185        | 9,758         | 9,199         | 8,710         | 9,262         | 8,910         | 9,443         | 9,085         |
| <b>13</b>        | 10,599        | 10,511        | 10,058        | 9,607         | 9,399         | 9,174         | 8,644         | 8,382         | 9,433         | 9,072         |
| <b>14</b>        | 10,683        | 10,525        | 9,862         | 9,416         | 9,643         | 9,230         | 8,028         | 7,854         | 9,424         | 9,066         |
| <b>(10 - 14)</b> | <b>51,210</b> | <b>50,411</b> | <b>49,745</b> | <b>47,966</b> | <b>45,194</b> | <b>43,492</b> | <b>46,293</b> | <b>44,548</b> | <b>47,210</b> | <b>45,424</b> |
| <b>15</b>        | 11,094        | 11,074        | 9,883         | 9,556         | 9,814         | 9,680         | 8,251         | 8,150         | 10,467        | 9,953         |
| <b>16</b>        | 11,492        | 10,912        | 9,900         | 9,839         | 9,748         | 9,447         | 8,651         | 8,189         | 9,851         | 9,422         |
| <b>17</b>        | 11,117        | 10,705        | 10,006        | 9,870         | 10,146        | 9,729         | 9,173         | 8,691         | 9,243         | 8,898         |
| <b>18</b>        | 10,779        | 10,417        | 10,550        | 10,471        | 10,019        | 9,578         | 9,370         | 9,154         | 8,626         | 8,370         |
| <b>19</b>        | 10,333        | 10,042        | 10,632        | 10,488        | 9,826         | 9,389         | 9,616         | 9,209         | 8,011         | 7,843         |
| <b>(15 - 19)</b> | <b>54,815</b> | <b>53,150</b> | <b>50,971</b> | <b>50,224</b> | <b>49,553</b> | <b>47,823</b> | <b>45,061</b> | <b>43,393</b> | <b>46,198</b> | <b>44,486</b> |
| <b>20</b>        | 9,748         | 9,569         | 10,986        | 10,989        | 9,796         | 9,495         | 9,753         | 9,631         | 8,215         | 8,127         |
| <b>21</b>        | 9,247         | 9,191         | 11,380        | 10,826        | 9,813         | 9,777         | 9,687         | 9,403         | 8,613         | 8,164         |
| <b>22</b>        | 9,050         | 8,903         | 11,001        | 10,618        | 9,917         | 9,803         | 10,085        | 9,684         | 9,134         | 8,666         |
| <b>23</b>        | 9,436         | 9,087         | 10,661        | 10,337        | 10,456        | 10,402        | 9,959         | 9,534         | 9,328         | 9,128         |
| <b>24</b>        | 9,677         | 9,427         | 10,217        | 9,953         | 10,537        | 10,423        | 9,769         | 9,345         | 9,577         | 9,181         |
| <b>(20 - 24)</b> | <b>47,158</b> | <b>46,177</b> | <b>54,245</b> | <b>52,723</b> | <b>50,519</b> | <b>49,900</b> | <b>49,253</b> | <b>47,597</b> | <b>44,867</b> | <b>43,266</b> |

**Table 8.4(b) - Projections of the resident population under 25 years by single year of age and sex - Island of Mauritius, 2008 - 2028**

| Age<br>(Years)   | 2008          |               | 2013          |               | 2018          |               | 2023          |               | 2028          |               |
|------------------|---------------|---------------|---------------|---------------|---------------|---------------|---------------|---------------|---------------|---------------|
|                  | Male          | Female        | Male          | Female        | Male          | Female        | Male          | Female        | Male          | Female        |
| <b>0</b>         | 7,903         | 7,799         | 10,101        | 9,584         | 9,137         | 8,784         | 8,856         | 8,510         | 8,484         | 8,150         |
| <b>1</b>         | 8,281         | 7,803         | 9,493         | 9,065         | 9,111         | 8,768         | 8,902         | 8,552         | 8,559         | 8,221         |
| <b>2</b>         | 8,807         | 8,321         | 8,894         | 8,550         | 9,104         | 8,750         | 8,952         | 8,603         | 8,632         | 8,295         |
| <b>3</b>         | 8,950         | 8,789         | 8,285         | 8,033         | 9,087         | 8,732         | 8,999         | 8,650         | 8,706         | 8,368         |
| <b>4</b>         | 9,265         | 8,819         | 7,679         | 7,515         | 9,069         | 8,715         | 9,046         | 8,698         | 8,780         | 8,439         |
| <b>(0 - 4)</b>   | <b>43,206</b> | <b>41,531</b> | <b>44,452</b> | <b>42,747</b> | <b>45,508</b> | <b>43,749</b> | <b>44,755</b> | <b>43,013</b> | <b>43,161</b> | <b>41,473</b> |
| <b>5</b>         | 9,438         | 9,315         | 7,886         | 7,785         | 10,082        | 9,570         | 9,122         | 8,773         | 8,843         | 8,501         |
| <b>6</b>         | 9,374         | 9,123         | 8,263         | 7,789         | 9,475         | 9,052         | 9,096         | 8,757         | 8,889         | 8,543         |
| <b>7</b>         | 9,789         | 9,398         | 8,788         | 8,307         | 8,877         | 8,538         | 9,089         | 8,739         | 8,939         | 8,594         |
| <b>8</b>         | 9,665         | 9,246         | 8,931         | 8,774         | 8,269         | 8,021         | 9,072         | 8,721         | 8,986         | 8,643         |
| <b>9</b>         | 9,518         | 9,063         | 9,246         | 8,804         | 7,665         | 7,504         | 9,053         | 8,706         | 9,031         | 8,689         |
| <b>(5 - 9)</b>   | <b>47,784</b> | <b>46,145</b> | <b>43,114</b> | <b>41,459</b> | <b>44,368</b> | <b>42,685</b> | <b>45,432</b> | <b>43,696</b> | <b>44,688</b> | <b>42,970</b> |
| <b>10</b>        | 9,596         | 9,258         | 9,428         | 9,307         | 7,879         | 7,779         | 10,074        | 9,564         | 9,115         | 8,768         |
| <b>11</b>        | 9,612         | 9,538         | 9,364         | 9,115         | 8,255         | 7,783         | 9,468         | 9,046         | 9,089         | 8,752         |
| <b>12</b>        | 9,712         | 9,540         | 9,779         | 9,390         | 8,780         | 8,301         | 8,870         | 8,533         | 9,082         | 8,734         |
| <b>13</b>        | 10,241        | 10,131        | 9,655         | 9,238         | 8,923         | 8,768         | 8,262         | 8,016         | 9,065         | 8,716         |
| <b>14</b>        | 10,315        | 10,171        | 9,509         | 9,055         | 9,237         | 8,798         | 7,659         | 7,500         | 9,048         | 8,703         |
| <b>(10 - 14)</b> | <b>49,476</b> | <b>48,638</b> | <b>47,735</b> | <b>46,105</b> | <b>43,074</b> | <b>41,429</b> | <b>44,333</b> | <b>42,659</b> | <b>45,399</b> | <b>43,673</b> |
| <b>15</b>        | 10,755        | 10,701        | 9,575         | 9,246         | 9,410         | 9,297         | 7,867         | 7,772         | 10,060        | 9,557         |
| <b>16</b>        | 11,142        | 10,534        | 9,591         | 9,526         | 9,346         | 9,105         | 8,242         | 7,776         | 9,455         | 9,040         |
| <b>17</b>        | 10,730        | 10,317        | 9,691         | 9,528         | 9,760         | 9,380         | 8,767         | 8,294         | 8,858         | 8,527         |
| <b>18</b>        | 10,368        | 10,069        | 10,219        | 10,118        | 9,636         | 9,228         | 8,909         | 8,760         | 8,251         | 8,010         |
| <b>19</b>        | 9,924         | 9,628         | 10,293        | 10,158        | 9,491         | 9,046         | 9,223         | 8,791         | 7,649         | 7,495         |
| <b>(15 - 19)</b> | <b>52,919</b> | <b>51,249</b> | <b>49,369</b> | <b>48,576</b> | <b>47,643</b> | <b>46,056</b> | <b>43,008</b> | <b>41,393</b> | <b>44,273</b> | <b>42,629</b> |
| <b>20</b>        | 9,370         | 9,195         | 10,704        | 10,680        | 9,534         | 9,231         | 9,383         | 9,284         | 7,847         | 7,764         |
| <b>21</b>        | 8,866         | 8,825         | 11,089        | 10,513        | 9,550         | 9,510         | 9,319         | 9,093         | 8,221         | 7,768         |
| <b>22</b>        | 8,717         | 8,576         | 10,679        | 10,297        | 9,649         | 9,512         | 9,732         | 9,367         | 8,745         | 8,285         |
| <b>23</b>        | 9,045         | 8,703         | 10,319        | 10,049        | 10,175        | 10,101        | 9,608         | 9,216         | 8,886         | 8,750         |
| <b>24</b>        | 9,290         | 9,018         | 9,878         | 9,609         | 10,249        | 10,142        | 9,462         | 9,034         | 9,199         | 8,781         |
| <b>(20 - 24)</b> | <b>45,288</b> | <b>44,317</b> | <b>52,669</b> | <b>51,148</b> | <b>49,157</b> | <b>48,496</b> | <b>47,504</b> | <b>45,994</b> | <b>42,898</b> | <b>41,348</b> |

**Table 8.4(c) - Projections of the resident population under 25 years by single year of age and sex - Island of Rodrigues, 2008 - 2028**

| Age<br>(Years)   | 2008         |              | 2013         |              | 2018         |              | 2023         |              | 2028         |              |
|------------------|--------------|--------------|--------------|--------------|--------------|--------------|--------------|--------------|--------------|--------------|
|                  | Male         | Female       | Male         | Female       | Male         | Female       | Male         | Female       | Male         | Female       |
| <b>0</b>         | 400          | 395          | 416          | 407          | 352          | 339          | 328          | 319          | 331          | 320          |
| <b>1</b>         | 425          | 431          | 405          | 393          | 358          | 346          | 332          | 322          | 329          | 320          |
| <b>2</b>         | 422          | 414          | 394          | 381          | 363          | 353          | 336          | 326          | 328          | 318          |
| <b>3</b>         | 480          | 411          | 384          | 370          | 370          | 358          | 340          | 329          | 327          | 318          |
| <b>4</b>         | 410          | 438          | 373          | 356          | 376          | 365          | 344          | 333          | 327          | 317          |
| <b>(0 - 4)</b>   | <b>2,137</b> | <b>2,089</b> | <b>1,972</b> | <b>1,907</b> | <b>1,819</b> | <b>1,761</b> | <b>1,680</b> | <b>1,629</b> | <b>1,642</b> | <b>1,593</b> |
| <b>5</b>         | 428          | 409          | 399          | 394          | 415          | 406          | 351          | 338          | 327          | 318          |
| <b>6</b>         | 426          | 365          | 424          | 430          | 404          | 392          | 357          | 345          | 331          | 321          |
| <b>7</b>         | 408          | 373          | 421          | 413          | 393          | 380          | 362          | 352          | 335          | 325          |
| <b>8</b>         | 405          | 374          | 478          | 410          | 383          | 369          | 369          | 357          | 339          | 329          |
| <b>9</b>         | 355          | 367          | 408          | 437          | 371          | 356          | 376          | 366          | 345          | 333          |
| <b>(5 - 9)</b>   | <b>2,022</b> | <b>1,888</b> | <b>2,130</b> | <b>2,084</b> | <b>1,966</b> | <b>1,903</b> | <b>1,815</b> | <b>1,758</b> | <b>1,677</b> | <b>1,626</b> |
| <b>10</b>        | 333          | 334          | 425          | 403          | 397          | 390          | 414          | 403          | 350          | 337          |
| <b>11</b>        | 334          | 337          | 423          | 360          | 422          | 426          | 403          | 389          | 356          | 344          |
| <b>12</b>        | 341          | 368          | 406          | 368          | 419          | 409          | 392          | 377          | 361          | 351          |
| <b>13</b>        | 358          | 380          | 403          | 369          | 476          | 406          | 382          | 366          | 368          | 356          |
| <b>14</b>        | 368          | 354          | 353          | 361          | 406          | 432          | 369          | 354          | 376          | 363          |
| <b>(10 - 14)</b> | <b>1,734</b> | <b>1,773</b> | <b>2,010</b> | <b>1,861</b> | <b>2,120</b> | <b>2,063</b> | <b>1,960</b> | <b>1,889</b> | <b>1,811</b> | <b>1,751</b> |
| <b>15</b>        | 339          | 373          | 308          | 310          | 404          | 383          | 384          | 378          | 407          | 396          |
| <b>16</b>        | 350          | 378          | 309          | 313          | 402          | 342          | 409          | 413          | 396          | 382          |
| <b>17</b>        | 387          | 388          | 315          | 342          | 386          | 349          | 406          | 397          | 385          | 371          |
| <b>18</b>        | 411          | 348          | 331          | 353          | 383          | 350          | 461          | 394          | 375          | 360          |
| <b>19</b>        | 409          | 414          | 339          | 330          | 335          | 343          | 393          | 418          | 362          | 348          |
| <b>(15 - 19)</b> | <b>1,896</b> | <b>1,901</b> | <b>1,602</b> | <b>1,648</b> | <b>1,910</b> | <b>1,767</b> | <b>2,053</b> | <b>2,000</b> | <b>1,925</b> | <b>1,857</b> |
| <b>20</b>        | 378          | 374          | 282          | 309          | 262          | 264          | 370          | 347          | 368          | 363          |
| <b>21</b>        | 381          | 366          | 291          | 313          | 263          | 267          | 368          | 310          | 392          | 396          |
| <b>22</b>        | 333          | 327          | 322          | 321          | 268          | 291          | 353          | 317          | 389          | 381          |
| <b>23</b>        | 391          | 384          | 342          | 288          | 281          | 301          | 351          | 318          | 442          | 378          |
| <b>24</b>        | 387          | 409          | 339          | 344          | 288          | 281          | 307          | 311          | 378          | 400          |
| <b>(20 - 24)</b> | <b>1,870</b> | <b>1,860</b> | <b>1,576</b> | <b>1,575</b> | <b>1,362</b> | <b>1,404</b> | <b>1,749</b> | <b>1,603</b> | <b>1,969</b> | <b>1,918</b> |

Figure 8 - Mid year population density by district - 2007

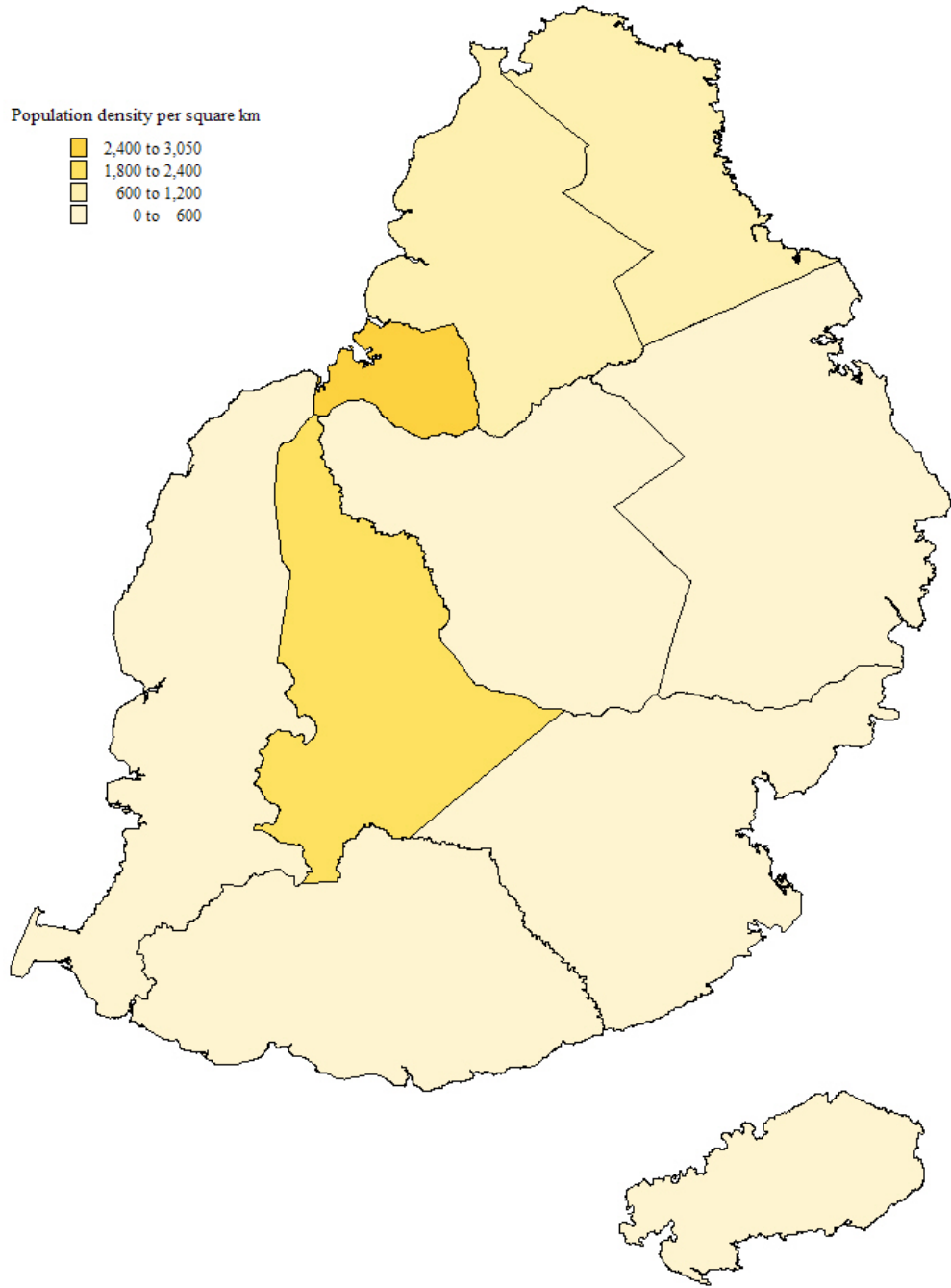
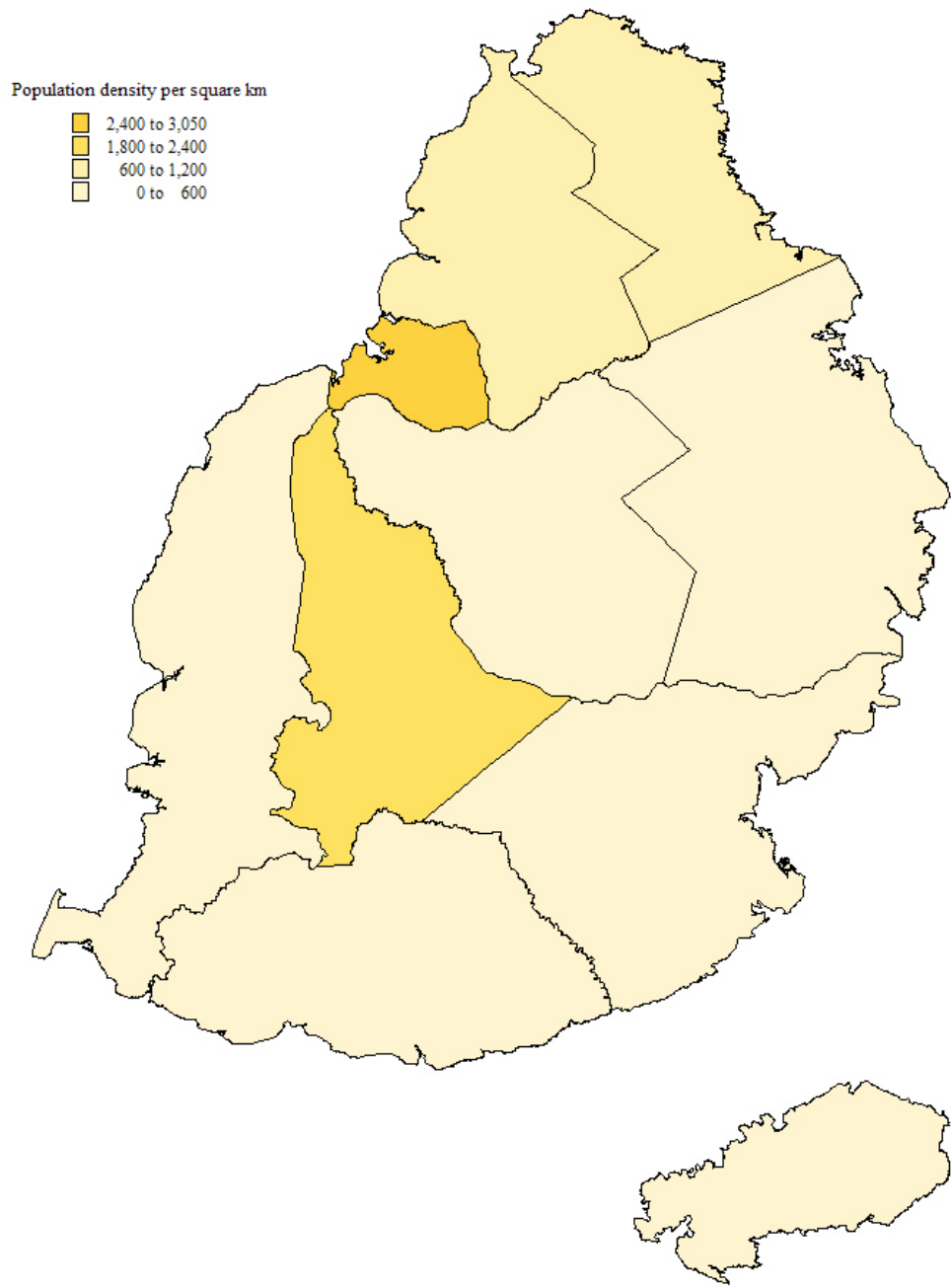


Figure 9 - Mid year population density by district - 2008



## GLOSSARY

### Population

**De facto population:** a population enumerated or estimated on the basis of those present at a particular time, including temporary visitors but excluding residents temporarily absent.

**Resident (De jure) population:** a population enumerated or estimated on the basis of normal residence, excluding temporary visitors but including residents temporarily absent.

**Natural Increase:** the excess of births over deaths.

**Rate of Natural Increase:** the difference between the births and deaths occurring during a year per 1,000 mid-year population. This rate is the difference between the "crude birth rate" and the "crude death rate".

### Age structure

**Dependency ratio:** the combined child population (under 15 years) and population aged 65 years and over per 1,000 population of intermediate age (15 - 64 years) in a particular year.

**Median age:** the age which divides the population into two equal-size groups, one of which is younger and the other older than the median.

### Fertility

**Crude birth rate:** the number of live births registered in a year per 1,000 mid-year population.

**Age specific fertility rate:** the number of live births to women of a specified age-group per 1,000 women in that age-group.

**General fertility rate:** the number of live births occurring in a year per 1,000 women aged (15 - 49) years at mid-year.

**Total fertility rate:** the average number of children born to an average woman assuming that she survives to the end of her child-bearing age and is subjected to a fixed schedule of age-specific fertility rates.

**Gross reproduction rate:** the average number of daughters born to an average woman assuming that she survives to the end of her child-bearing age and is subjected to a fixed schedule of age-specific fertility rates.

**Net reproduction rate:** the extent to which an average woman will replace herself, assuming a fixed schedule of age-specific mortality and fertility rates to prevail through her reproductive span of life.

**Live birth order:** the ordinal number of a given live birth in relation to all previous live births of the same woman.

**Mortality**

**Crude death rate** : the number of deaths in a year per 1,000 mid-year population.

**Age specific death rate**: the number of deaths of a specified age-group occurring in a year per 1,000 mid-year population in that age-group.

**Infant death**: death of an infant aged under one year.

**Infant mortality rate**: the number of infant deaths in a year per 1,000 live-births during the year.

**Still birth**: a child born after the twenty-eighth week of pregnancy and not breathing or showing any signs of life at any time after being completely expelled from the mother.

**Still birth rate**: the number of still births in a year per 1,000 total births (live births and still births) during the year.

**Early neonatal mortality rate**: the number of deaths of infants under 7 days of age in a year per 1,000 live births during the year.

**Late neonatal mortality rate**: the number of deaths of infants aged from 7 to 27 days in a year per 1,000 live births during the year.

**Neonatal mortality rate**: the number of deaths of infants aged less than 28 days in a year per 1,000 live births during the year.

**Post neonatal mortality rate**: the number of deaths of infants aged from 28 days to under one year in a year, per 1,000 live births during the year.

**Perinatal mortality rate**: the sum of the number of deaths of infants aged under 7 days and the number of still births in a year per 1,000 total births (live + still) during that year.

**Maternal mortality rate**: number of deaths due to pregnancy, childbirth and the puerperium per 10,000 live births during that year.

**Expectation of live at birth ( $e_0$ )**: the average number of years that a new born child would be expected to live if subjected to the mortality conditions expressed by a particular set of age-specific death rates.

**Marriage**

**Marriage rate**: the number of persons married in a year per 1,000 mid-year population.

**Divorce**

**Divorce rate**: the number of persons divorced in a year per 1,000 mid-year population.

**International Migration**

**Net migration**: because of the absence of reliable data on immigrants and emigrants, the net migration is taken as the difference between international arrivals and departures of residents.

**Net migration rate** : the net migration in a year per 1,000 mid-year population.