

**Vol. 5**

**REPUBLIC OF MAURITIUS**

**Ministry of Finance and Economic Development**

**STATISTICS MAURITIUS**

**DIGEST  
OF  
CRIME, JUSTICE AND SECURITY  
STATISTICS - 2012**

**September 2013**

**(Price: Rs 150.00)**

## **DIGEST OF CRIME, JUSTICE AND SECURITY STATISTICS, 2012**

### **FOREWORD**

This is the fifth issue of a digest of Statistics Mauritius on crime, justice and security statistics. It covers statistics from the Mauritius Police Force (MPF), the Judiciary Department, the Mauritius Prison Services (MPS), and the Probation and After-care Service for 2012 for the Republic of Mauritius.

This digest has been prepared with the contribution of the Mauritius Police Force, the Judiciary Department, the Mauritius Prisons Services, and the Probation and After-care Services. Their support is gratefully acknowledged.

This publication is available on the website at <http://statsmauritius.gov.mu>.

L.F. Cheung Kai Suet  
Director of Statistics

Statistics Mauritius  
Ministry of Finance and Economic Development  
Port Louis  
**MAURITIUS**

September 2013

**Contact person:**

**Ms. Chaya Bandinah (Statistician)**

**Statistics Mauritius**

**Tel: 208-1212 Ext 1595 (Police)**

**: 213-3055 (Judiciary)**

**: 464-3364 (Prison)**

**: 466-0788 (Probation)**

**Email : [cbandinah@mail.gov.mu](mailto:cbandinah@mail.gov.mu)**

**: [cso-cjs@mail.gov.mu](mailto:cso-cjs@mail.gov.mu)**

**For more information on**

**Historical series:**

<http://statsmauritius.gov.mu>

**Judiciary statistics:**

<http://supremecourt.gov.mu>

**Prison statistics:**

<http://prisons.gov.mu>

## Table of contents

### Foreword

### Introduction 7

### Statistical notes 7

### An overview

1. Police statistics	8
2. Judiciary statistics	21
3. Prison and detention statistics	24
4. Probation statistics	30
5. Juvenile statistics	31

## SECTION 1 - POLICE STATISTICS

Table 1.1	- Cases reported by type, Island of Mauritius, Island of Rodrigues & Republic of Mauritius, 2009 - 2012	39
Table 1.2	- Offences reported by police divisions and units, Republic of Mauritius, 2010 - 2012	40
Table 1.3	- Offence rate by type, Island of Mauritius, Island of Rodrigues & Republic of Mauritius, 2009 - 2012	41
Table 1.4	- Crimes reported by category, Republic of Mauritius, 2009 - 2012	41
Table 1.5	- Reported offences according to United Nations classifications of offences, Republic of Mauritius, 2009 - 2012	42
Table 1.6	- Reported number of victims by type of selected offences, Island of Mauritius, 2012	47
Table 1.7	- Victims of selected offences by socio-demographic and other characteristics, Island of Mauritius, 2011 & 2012	49
Table 1.8	- Drug offences reported by type of drugs, Republic of Mauritius, 2009 - 2012	50
Table 1.9	- Quantity of drugs seized by type of drugs, Republic of Mauritius, 2009 - 2012	51
Table 1.10	- Persons arrested by the Anti-Drug and Smuggling Unit by adult/juvenile and sex, Island of Mauritius, 2009 - 2012	52
Table 1.11	- Drug reported offences at the Anti-Drug and Smuggling Unit by district, Island of Mauritius, 2009 - 2012	53

Table 1.12	- Road traffic contraventions, Republic of Mauritius, 2009 - 2012	54
Table 1.13	- Offences involving juveniles reported by type, Republic of Mauritius, 2009 - 2012	55
Table 1.14	- Juvenile offenders according to United Nations classification of offences, Republic of Mauritius, 2009 - 2012	56
Table 1.15	- Reported number of juvenile victims by type of offences, Island of Mauritius, 2011 & 2012	57
Table 1.16	- Reported offences (excluding contraventions) by status, Republic of Mauritius, 2010 - 2012	58
Table 1.17	- Cases (excluding contraventions) not taken to court after investigation by reason, Republic of Mauritius, 2010 - 2012	58
Table 1.18	- Persons suspected, arrested or cautioned (excluding contraveners) according to United Nations classifications of offences, Republic of Mauritius, 2010 - 2012	59
Table 1.19	- Persons (excluding contraveners) prosecuted according to United Nations classifications of offences, Republic of Mauritius, 2010 - 2012	59
Table 1.20	- Police stations and police force, Republic of Mauritius, 2009 - 2012	60
Table 1.21	- Staff of the Mauritius Police Force, Republic of Mauritius, 2011 & 2012	60
Table 1.22	- Total expenditure of the Mauritius Police Force, Republic of Mauritius, 2008/2009 - 2012	61

## **SECTION 2 - JUDICIARY STATISTICS**

Table 2.1	- Criminal cases in court, Republic of Mauritius, 2009 - 2012	64
Table 2.2	- Convicted offences according to United Nations classification of offences, Republic of Mauritius, 2009 - 2012	65
Table 2.3	- Drug offences convicted by type, Republic of Mauritius, 2009 - 2012	67
Table 2.4	- Juvenile convictions according to United Nations classification of offences, Republic of Mauritius, 2009 - 2012	67
Table 2.5	- Convicted offences involving adults and juveniles by outcome of judgement, Republic of Mauritius, 2009 - 2012	68
Table 2.6	- Court rooms by type of court, Republic of Mauritius, 2009 - 2012	68
Table 2.7	- Staff of the Judiciary, Republic of Mauritius, 2011 & 2012	69
Table 2.8	- Total expenditure of the Judiciary, Republic of Mauritius, 2008/2009 - 2012	69

### **SECTION 3 - PRISON AND DETENTION STATISTICS**

Table 3.1	- Daily average number of detainees, Republic of Mauritius, 2009 - 2012	72
Table 3.2	- Prison occupancy level, Republic of Mauritius, 2012	72
Table 3.3	- Convicts admission rate by age group, Republic of Mauritius, 2009 - 2012	73
Table 3.4	- Convicts admitted to prisons according to United Nations classification of offences, Republic of Mauritius, 2009 - 2012	74
Table 3.5	- Convicts admitted for drug offences by type, Republic of Mauritius, 2009 - 2012	76
Table 3.6	- Adults convicts admitted by number of previous imprisonment, Republic of Mauritius, 2009 - 2012	77
Table 3.7	- Convicts admitted to prisons by length of sentence, Republic of Mauritius, 2009 - 2012	77
Table 3.8	- Fine defaulters admitted to prisons by amount of fine due, Republic of Mauritius, 2009 - 2012	78
Table 3.9	- Fine defaulters admitted to prisons by offences, Republic of Mauritius, 2011 & 2012	78
Table 3.10	- Juvenile detainees in Correctional Youth Centre, Republic of Mauritius, 2009 - 2012	79
Table 3.11	- Juvenile convicts admitted to Correctional Youth Centre by type of offences, Republic of Mauritius, 2009 - 2012	79
Table 3.12	- Juvenile detainees admitted to Rehabilitation Youth Centre by sex, Republic of Mauritius, 2009 - 2012	80
Table 3.13	- Juvenile convicts admitted to Rehabilitation Youth Centre by sex & type of offences, Republic of Mauritius, 2009 - 2012	80
Table 3.14	- Staff of the Mauritius Prisons Services, Island of Mauritius, 2010 - 2012	81
Table 3.15	- Staff of the Rehabilitation Youth Centre, Island of Mauritius, 2011 & 2012	81
Table 3.16	- Total expenditure of the Prisons, Island of Mauritius, 2008/2009 - 2012	82

### **SECTION 4 - PROBATION STATISTICS**

Table 4.1	- Offenders sentenced with probation orders, Republic of Mauritius, 2009 - 2012	85
-----------	---	----

Table 4.2	- Offenders sentenced with probation orders according to United Nations classification of offences, Republic of Mauritius, 2009 - 2012	86
Table 4.3	- Offenders subjected to community service work, Republic of Mauritius, 2009 - 2012	87
Table 4.4	- Staff of the Probation and After-care Service, Republic of Mauritius, 2011 & 2012	87
Table 4.5	- Total expenditure of the Probation and After-care Service, Republic of Mauritius, 2007/2008 - 2012	87

## **ANNEX**

Annex I	- Summary of criminal offences disposed, Republic of Mauritius, 2012
Annex II	- The National Criminal Chart, Republic of Mauritius
Annex III	- Glossary of terms

## **CRIME, JUSTICE AND SECURITY STATISTICS, 2012**

### **Introduction**

This issue of the “Digest of Crime, Justice and Security statistics, 2012” covers statistics from the Mauritius Police Force (MPF), the Judiciary Department, the Mauritius Prison Services (MPS), and the Probation and After-care Service for 2012.

All data in this issue relate to the Republic of Mauritius, unless otherwise stated.

To assist in interpreting the figures, a reference chart of the flow through the criminal justice system is included at Annex II and a glossary of terms at Annex III.

This indicator is released on a yearly basis according to an advance calendar posted on the website of Statistics Mauritius (<http://statsmauritius.gov.mu>). The next issue is scheduled for September 2014.

### **Statistical notes**

The following points should be recalled when drawing any conclusions from the figures in this publication:

- (a) When comparing figures it should be realised that police and judiciary figures are based on offences but prison and probation figures are based on offenders; many offenders are sentenced for more than one offence; or two offenders may be convicted of the same offence.
- (b) Offences can sometimes be reclassified, usually as less serious, as they proceed from police investigation through prosecution to final court sentence. This is usually due to evidence not being as robust as at first thought or more evidence coming to light following the initial report.
- (c) The trends in offences like drug offences and road traffic offences should be interpreted with caution since it may be affected by the activities and priorities of the police.
- (d) Police statistics are often better indicators of prevalence of law and willingness to report offences than actual prevalence.
- (e) Therefore, surveys on the experience of victimization from the public together with the data from the reported cases can give a more comprehensive picture on the actual number of victims.



## **An overview**

### **1. Police Statistics**

#### **1.1 Reported cases according to police classification**

##### **1.1.1 Offences**

Cases reported at the police are:

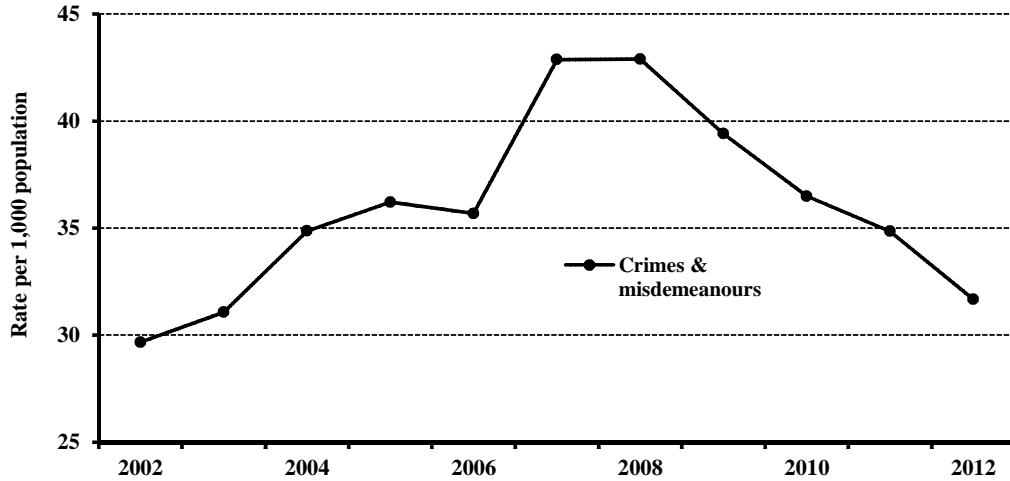
- either offences punishable by law such as crimes (which are punishable by penal servitude and a fine exceeding Rs 5000), misdemeanours (which are punishable by imprisonment for a term exceeding 10 days and a fine exceeding Rs 5000) and contraventions (which are punishable by imprisonment for a term not exceeding 10 days and a fine not exceeding Rs 10,000),
- or relate to other occurrences such as accidental deaths, accidental fires, suicides or attempted suicides and street accidents, which are not connected to any offence.

(a) Around 15% of the overall offences reported in 2012 were linked to crimes (2%) and misdemeanours (13%). The remaining 85% were contraventions mainly related to road traffic offences (Table 1.1).

##### ***General level of crime goes down***

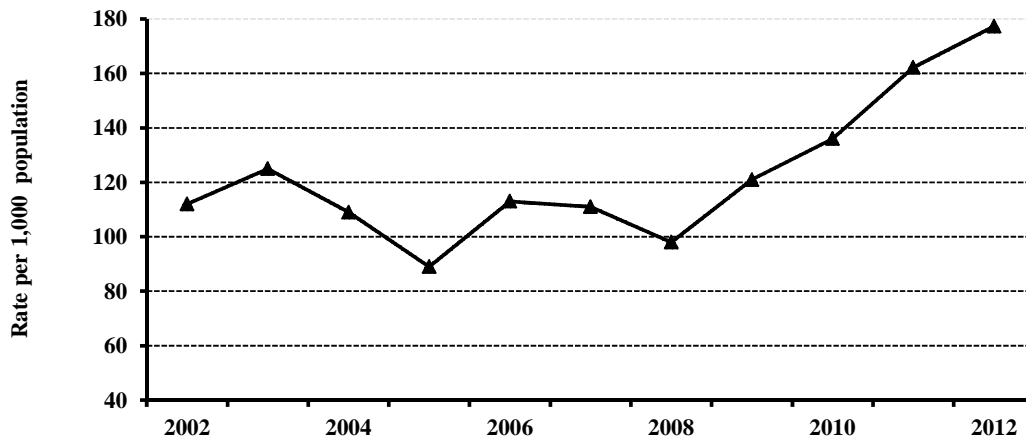
(b) Between 2011 and 2012, the general level of crime as measured by total offences decreased by 9% mainly due to a considerable drop in theft (-14%). Compared to 2000, the general level of crime was on a rising trend to reach a peak in 2008 when the offence rate (excluding contraventions) was 43 per 1,000 population. It then declined gradually to 32 per 1,000 population in 2012.

Figure 1.1 - Total offence rate, (crimes and misdemeanours) - Republic of Mauritius, 2002 - 2012



- (c) Between 2011 and 2012, contraventions mainly related to road traffic offences rose by 9.8%. As from 2008, the contravention rate was continuously on the rise from 98 to 177 per 1,000 population.

Figure 1.2 - Contravention rate, Republic of Mauritius, 2002 - 2012



### 1.1.2 Other cases reported

Out of the 332,840 cases reported to the police in 2012, some 62,958 cases were not connected to any offence. These “non-offence” cases included 89 suicide and 415 attempted suicide cases (Table 1.1).

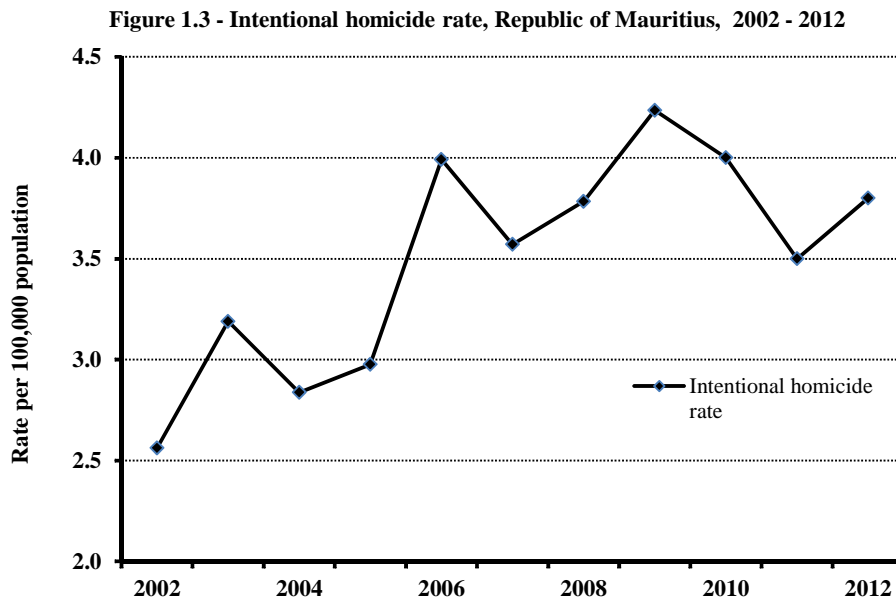
## 1.2 Reported offences according to United Nations classifications

### 1.2.1 Overview of crime situation

Excluding road traffic offences, property offences and assaults made up nearly half of all reported offences in 2012.

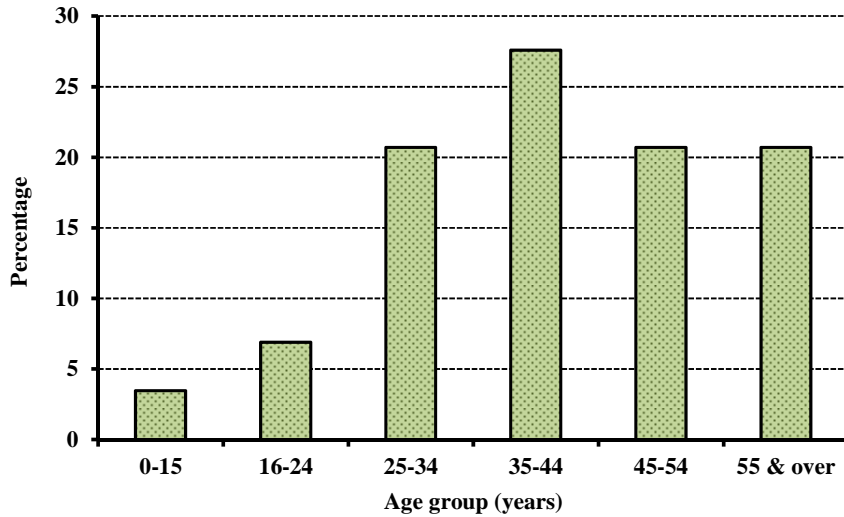
### 1.2.2 Homicide

- (a) The homicide offences increased by 18.5% from 108 in 2011 to 128 in 2012. Out of the 128 cases, 49 were intentional homicides committed, 13 were attempted intentional homicides and 66 were non-intentional homicides (Table 1.5).



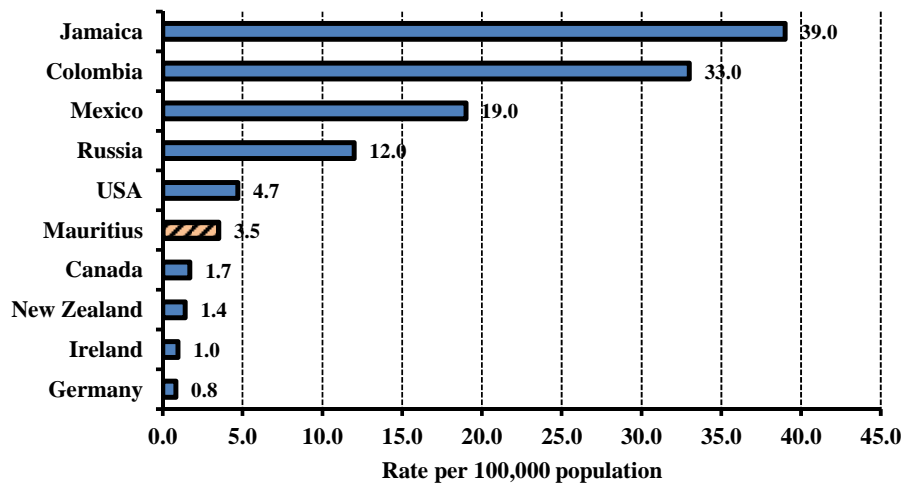
- (b) From 2011 to 2012, intentional homicide committed increased from 45 to 49. Consequently, the rate per 100,000 population went up from 3.5 to 3.8.
- (c) In 2012, the number of victims of intentional homicides committed in the Island of Mauritius was 29 (Tables 1.6 & 1.7), of whom:
- (i) 66% were males;
  - (ii) 48% were aged between 25 and 44 years;
  - (iii) 10 victims were related to their offenders;
  - (iv) 59% were killed in private households, 14% were killed in public places (e.g. public road, commercial area, etc) and the remaining ones in other places (e.g. abandoned land or building, etc);
  - (v) 53% of those killed in private households were related to their offenders.

Figure 1.4 -Victims of intentional homicide (committed) by age group, Island of Mauritius, 2012



(d) Latest available statistics from United Nations Office on Drugs and Crime (UNODC) show that there was considerable variation in the intentional homicide rates for 2011 among the different countries presented below ranging from 0.8 to 39.0 per 100,000 population. It is worth noting that intentional homicide rate is an important indicator of the level of social stability.

Figure 1.5 - Intentional homicide rates for selected countries, 2011



(Source: United Nations Office on Drugs and Crime)

### 1.2.3 Assaults

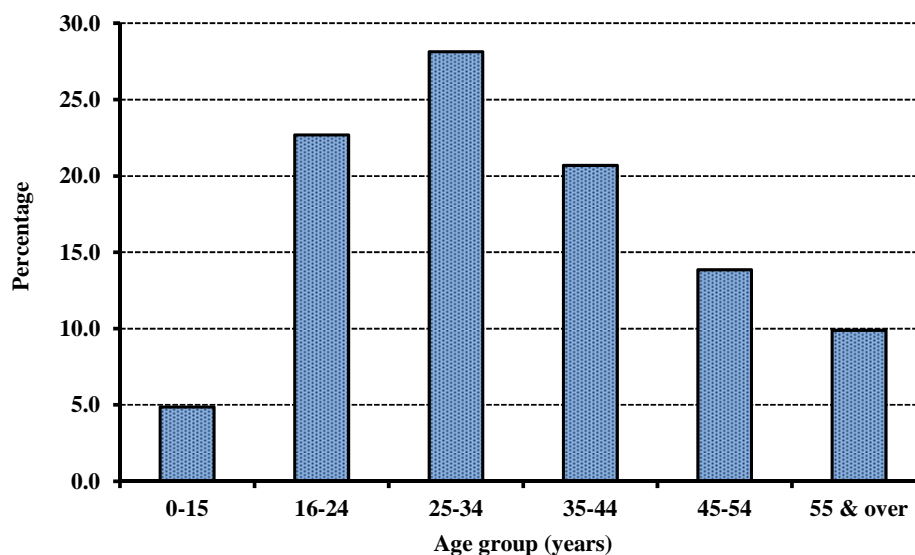
- (a) In 2012, 12,900 assaults were reported, representing a decrease of 9% over the figure of 14,149 in 2011. Most of them (98%) were simple assaults whilst the rest (2%) were serious ones (Table 1.5). The rate per 100,000 population dropped to 999 in 2012 from 1,100 in 2011.
- (b) The number of reported assaults is on a declining trend as from 2009.

Figure 1.6 - Total assaults, Republic of Mauritius, 2002 - 2012



- (c) Out of the 12,606 victims of assaults registered in 2012 for the Island of Mauritius (Tables 1.6 & 1.7):
- (i) 57% were males;
  - (ii) 71% were aged between 16 to 44 years, 14% between 45 to 54 years and 10% were aged 55 years and over;
  - (iii) 45% were related to their offenders;
  - (iv) 48% were assaulted in private households; 35% in public places (e.g. road, beaches, commercial area, hotel, bungalow, etc);
  - (v) 167 victims were assaulted in educational institutions.

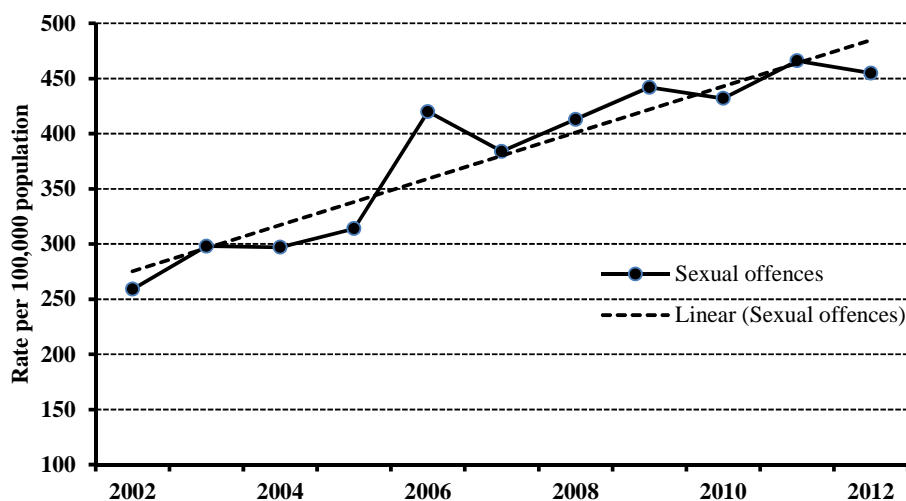
Figure 1.7 - Victims of assaults by age group, Island of Mauritius, 2012



#### 1.2.4 Sexual offences

- (a) Between 2011 and 2012, there was a decrease of 2% in the number of reported sexual offences from 466 to 455 (Table 1.5). In fact, sexual offences were on a rising trend since 2002.

Figure 1.8 - Total sexual offences, Republic of Mauritius, 2002 - 2012



Although, in 2012, there was a drop in rape (-12.1%), an increase was noted in sodomy (+5.5%) and among sexual offences under the Child Protection Act (CPA)<sup>1</sup>.

<sup>1</sup> Sexual offences under CPA: causing child to be sexually abused, accessing to a brothel and engaging in a prostitution

(b) The rate per 100,000 population was 35 in 2012.

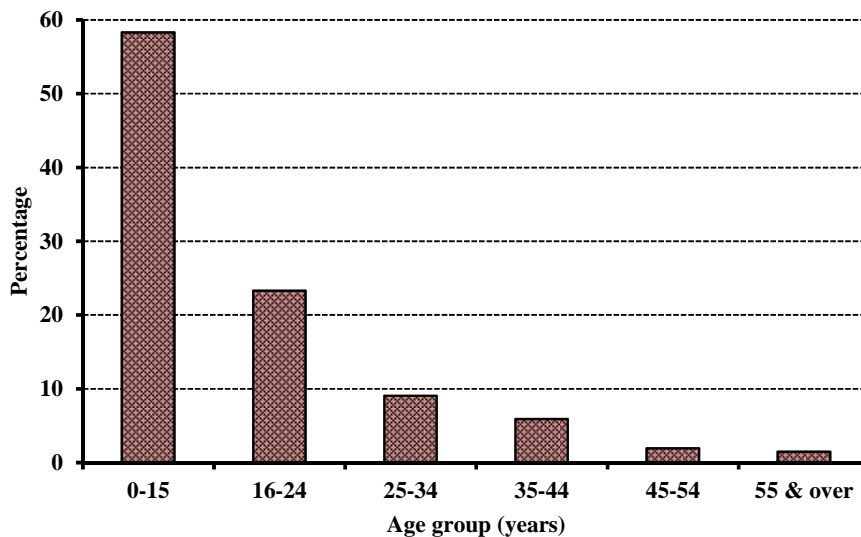
***A higher proportion of victims of sexual assaults were young female students***

(c) Compared to 2011, the female victimisation rate for sexual offences for the Island of Mauritius rose from 55 to 57 per 100,000 female population.

(d) These sexual offences resulted in 418 victims (Tables 1.6 & 1.7), of whom:

- (i) 86% were females;
- (ii) 57% were aged below 16 years;
- (iii) 60% were students;
- (iv) 54% occurred in private households;
- (v) 27% of the victims had family relationship with their offenders.

**Figure 1.9 - Victims of sexual offences by age group, Island of Mauritius, 2012**



### **1.2.5 Property offences**

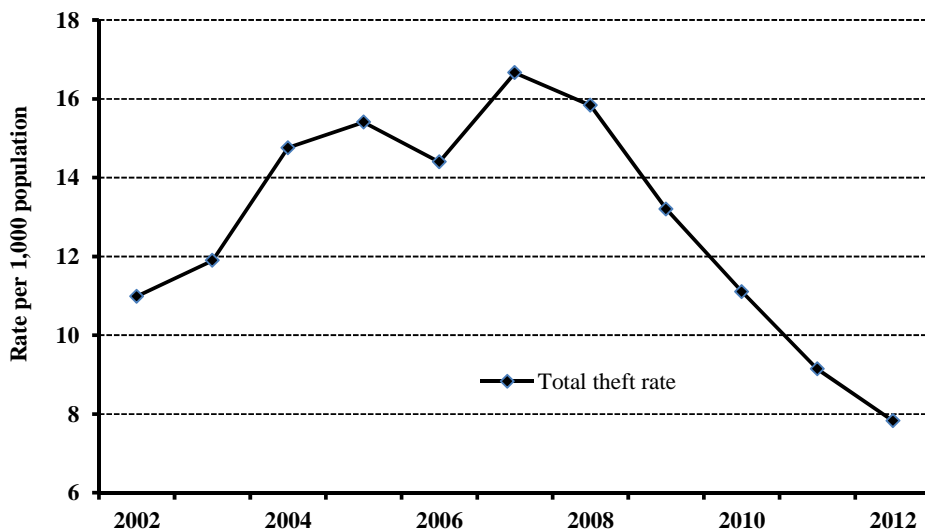
(a) There were 14,323 property offences in 2012 (Table 1.5). These consisted of mainly thefts (71%), followed by damage to property (16%), fraud & dishonesty (7%) and embezzlement (5%).

***Theft goes down since 2008***

(b) From 2011 to 2012, property offences decreased by 11% mainly due to a drop of 14% in theft. This decrease in theft was due to a fall of 16% each in robbery and burglary, 11% in automobile theft and 14% in other thefts.

- (c) A longer time series indicate that thefts have been rising since 2002 to reach a maximum (rate of 17 per 1,000 population) in 2007. A drastic fall of 50% from 2008 to 2012 result in a drop in the theft rate from 16 to 8 per 1,000 population.

Figure 1.10 - Total theft rate, Republic of Mauritius, 2002 - 2012



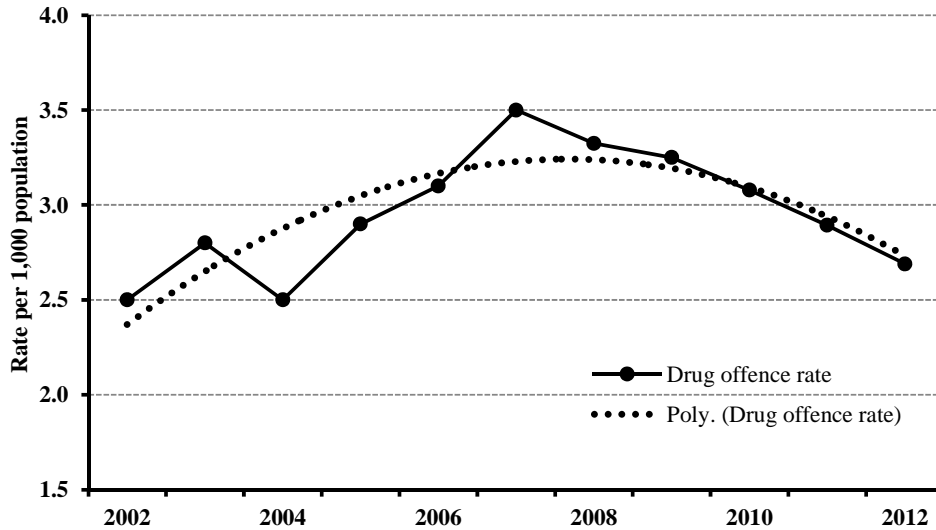
## 1.2.6 Drug offences

### All drugs

- (a) The drug offence rate per 1,000 population, which was 2.5 in 2002, peaked up to 3.5 in 2007. Thereafter, it declined continuously to 2.7 in 2012. The overall number of drug offences reported declined by 7% from 3,721 in 2011 to 3,472 in 2012 (Table 1.8).

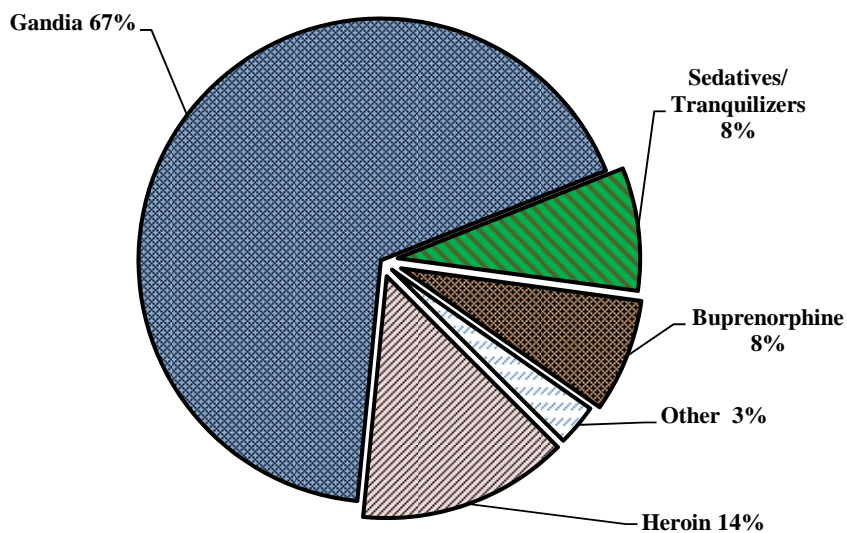


Figure 1.11 - Drug offence rate, Republic of Mauritius, 2002 - 2012



(b) In 2012, out of the 3,472 drug offences reported, 67% were gandia related offences, 14% heroin related offences, 8% for sedatives/tranquilizers and another 8% for buprenorphine.

Figure 1.12 - Drug offences by type, Republic of Mauritius, 2012



(c) The estimated market value of all drugs seized in 2012 was about Rs 300 Million.

- (d) From 2011 to 2012, among the quantity of drugs seized in kilograms, a decrease of 33% was noted for gandia while quantity of heroin seized rose by five times. On the other hand, there was a major drop in the quantity of drugs seized in terms of pills/tablets for buprenorphine (-71%) whilst a slight increase regarding sedatives/tranquilizers (+3.7%) (Table 1.9).

### **Importation of drugs**

- (e) 19 cases of importation of drugs were detected in 2012 compared to 14 in 2011 (Table 1.8).
- (f) Although there was no case of importation of gandia in 2011, 6 were detected in 2012; cases for heroin rose to 8 in 2012 from 6 in 2011; those concerning sedatives/tranquilizers remained at 1 and cases regarding buprenorphine dropped from 7 in 2011 to 1 in 2012.

### **Dealing of drugs**

- (g) Compared to 2011, cases related to drug dealing decreased very slightly from 191 to 190 in 2012.
- (h) From 2011 to 2012, cases in dealing in gandia and heroin dropped by 63% and 8% respectively. On the other hand, cases in dealing in buprenorphine increased from 4 to 26 while those in sedatives/tranquilizers rose by 11%.
- (i) Some 67,000 plants were uprooted by ADSU in 2012 against 60,000 in 2011.

### **Possession/consumption of drugs**

- (j) Some 1,367 cases related to gandia possession/consumption were detected in 2012; 393 related to heroin; 196 to sedatives/tranquilizers and 157 to buprenorphine.
- (k) The number of cases linked to possession of heroin dropped by 3% from 2011 to 2012 while those concerning gandia rose by 6%. During the same period, the number of cases regarding possession of sedatives/tranquilizers went down from 565 to 181 against those concerning buprenorphine which went up from 33 to 117.
- (l) Illegal possession and consumption of methadone dropped from 38 in 2011 to 24 in 2012.

### **1.2.7 Road traffic offences**

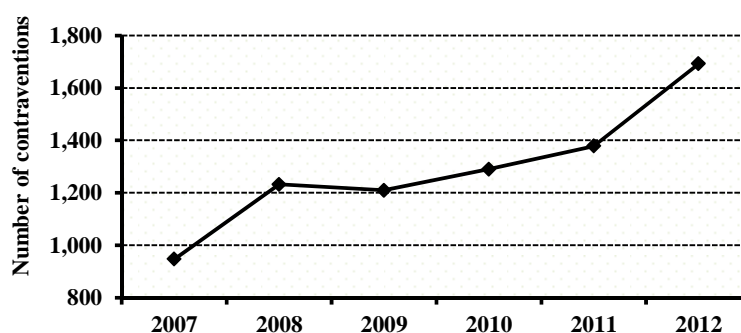
- (a) The number of road traffic contraventions registered increased by 9% from 195,960 in 2011 to 213,686 in 2012 (Table 1.12).
- (b) On the contrary, road traffic contraventions due to speeding dropped by 17% from 67,648 in

2011 to 56,263 in 2012.

### ***Rising trend in the number of contraventions for driving under influence of liquor***

- (c) Police detected 23% more offences related to driving under the influence of liquor in 2012 (1,692) as compared to 2011 (1,378). Also, contraventions for failing to wear seat belts rose by 21% from 11,400 to 13,835 and making use of cellular phone whilst driving went up by 28% from 6,687 to 8,572.

**Figure 1.13 - Driving under influence of liquor, Republic of Mauritius, 2007 - 2012**



- (d) Conversely, the number of detections for driving without due care decreased by 11% from 1,607 to 1,433.

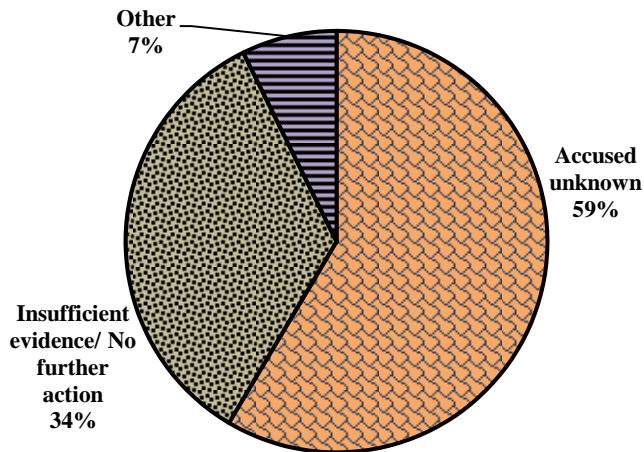
## **1.3 Investigation and prosecution**

On completion of police enquiries/investigations into cases, they are taken to court for prosecution. However, for some cases, prosecution does not follow. This is either, because of false and doubtful complaint, trifling cases, accused unknown, accused absconded, evidence insufficient, caution administered or no further action as advised by the Director of Public Prosecutions.

### **1.3.1 Status of offences**

In 2012, 40,097 offences were investigated by the police, of which 23,269 (58%) were taken to court for prosecution. The remaining 16,828 offences investigated were not taken to court mainly because in 59% of these offences, the accused were unknown and in another 34%, there were insufficient evidence (Tables 1.16 & 1.17).

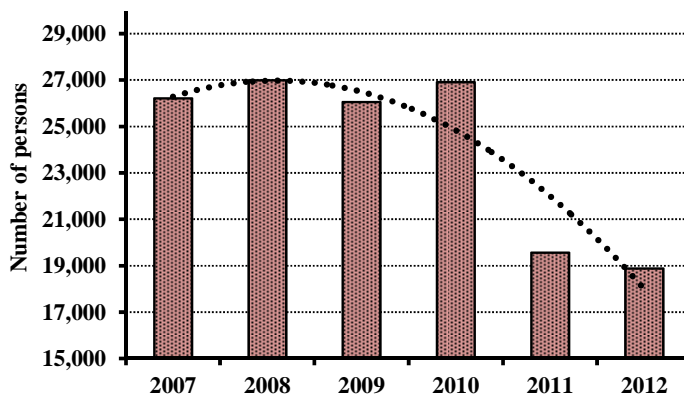
Figure 1.14 - Offences not taken to Court after investigation, Republic of Mauritius, 2012



### 1.3.2 Persons suspected, arrested or cautioned

(a) The number of persons suspected, arrested or cautioned in 2012 decreased by 3% to 18,883 from 19,567 in 2011 (Table 1.18).

Figure 1.15 - Persons suspected, arrested or cautioned, Republic of Mauritius, 2007 - 2012

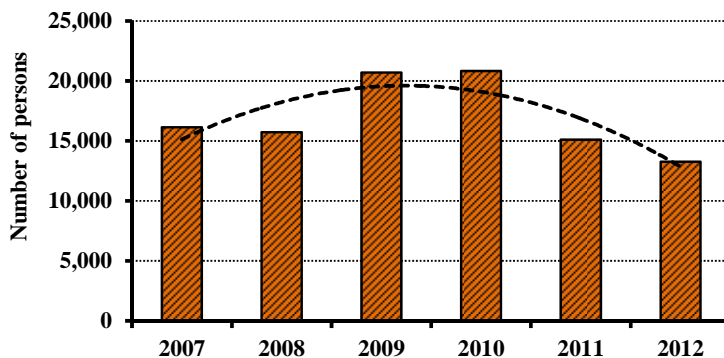


(b) In 2012, of all the 18,883 persons whom police arrested in the course of criminal investigations, 20% were arrested for very serious offences such as murder, rape or larceny aggravating circumstances (violence); 71% for less serious offences such as simple assault, larceny of cellular phones, larceny from motor vehicles, etc; and 9% for drug related offences.

### 1.3.3 Persons prosecuted

Upon successful completion of investigation and with sufficient evidence, the Police Prosecutors refer cases for legal advice and prosecution with the approval of the Director of Public Prosecutions.

Figure 1.16 - Persons prosecuted, Republic of Mauritius, 2007 - 2012



- (a) The number of persons prosecuted went down by 12% from 15,115 in 2011 to 13,276 in 2012 (Table 1.19).
- (b) In 2012, 13,276 persons were prosecuted; of whom 32% for assaults; 20% for thefts; 11% for drug offences; and 2% for sexual offences.

### 1.4 Police stations and Police force

#### *Ratio of Police to Population was 8.8 to 1,000*

- (a) The total number of police stations and posts totalled 113 in 2012 (Table 1.20).
- (b) The police force for 2012 comprised 11,367 Officers (10,455 males and 912 females) compared to 10,706 Officers (9,997 males and 709 females) in 2011 and the police to population ratio rose to 8.8 per 1,000 mid-year population in 2012 from 8.3 in 2011 (Table 1.21).

### 1.5 Expenditure of the Police Department

#### *6% of the Government expenditure went to the Police Department*

The total (recurrent and capital) actual expenditure of the Police Department was around Rs 5,084 Million for the fiscal year 2012, and its share expressed as a percentage of the total

government expenditure was 6% (Table 1.22).

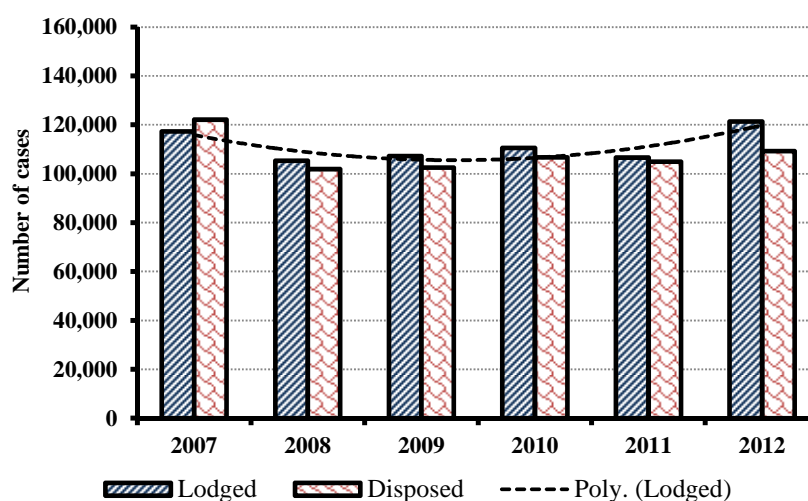
## 2. Judiciary statistics

The Supreme Court, the Intermediate Court and the District Courts try both civil and criminal cases. Cases are lodged in the different courts according to their seriousness and region of occurrence. If the parties involved are not satisfied with the verdict of the lower courts, they may make appeal to the Supreme Court. The Industrial Court tries matters relating to industrial disputes.

### 2.1 Criminal cases lodged and disposed

- (a) The total number of criminal cases lodged in court increased by 14% in 2012 to 121,263 due to a rise in the number of cases lodged at all courts except at the Industrial Court (Table 2.1).
- (b) Similarly, the number of cases disposed increased by 4% to 109,157 despite a fall in the cases disposed at Industrial and Intermediate Courts. It should be noted that in 2012, the cases disposed at the Court of Rodrigues were more than twice as those disposed in 2011.

**Figure 2.1 - Criminal cases lodged and disposed at courts, Republic of Mauritius, 2007 - 2012**



#### *Outstanding cases at courts higher in 2012*

- (c) Outstanding cases were higher at the end of 2012 by 29% from 24,699 to reach 31,953. Most of these cases (91%) were at District Courts.

## 2.2 Convictions

### All offences

- (a) Some 131,927 criminal offences were disposed in 2012. The prosecuted persons were proven guilty in 86% of these offences, of which more than 99% involved adults (Table 2.5). Some 14% were acquitted or non-adjudicated. A summary of the criminal offences disposed is at Annex I.
- (b) From 2011 to 2012, the conviction rate per 1,000 population rose by 0.5 point from 19.0 to 19.5.
- (c) About three quarters of the convictions was due to road traffic offences; 5% property offences; 3% assaults and 2% drug offences (Table 2.2).

### Homicide offences

- (d) The convictions for homicide offences increased by 4% to 82 in 2012 mainly due to a rise in manslaughter. Four convictions for manslaughter were pronounced in 2012 compared to no conviction in 2011. Those for intentional homicide (committed) stood at 6 for 2011 & 2012.

### Assaults

- (e) 3,760 convictions for assault were pronounced in 2012; most of them (93%) were simple assaults.

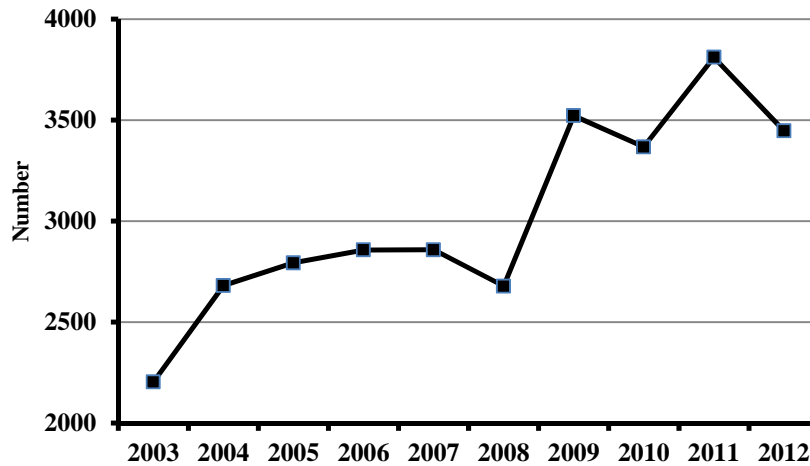
### Sexual offences

- (f) Sexual offence convictions rose by 23% from 155 in 2011 to 190 in 2012 mainly due to increase in 'attempt upon chastity' (+73%) and 'sexual intercourse with minor under 16' (+63%). It is to be noted that in 2012, among sexual offences convicted, sodomy stood at 10 and rape, 2.

### Property offences

- (g) In 2012, offenders were involved in 5,552 property offences. Around 62% of them were proven guilty of theft and the rest had committed any one of these offences: fraud & dishonesty, embezzlement, damage to property, possession of stolen property, arson.
- (h) Compared to 2011, convictions for property offences in 2012 showed a decrease of 8%. This was driven by a drop in the number of convictions for theft from 3,811 in 2011 to 3,447 in 2012.

**Figure 2.2 - Convictions for theft,  
Republic of Mauritius, 2003 - 2012**



### 2.3 Sentence imposed

Various types of sentences are imposed according to the Mauritian criminal law, depending on the seriousness of the offence and the previous criminal history of the offender.

- (a) In the majority (97%) of the 113,695 offences for which sentences have been imposed in 2012, the accused persons were either sentenced to pay fines, committed to community service works, issued with probation orders, or discharged. In the remaining 3% (3,128) of the offences, the accused persons were sentenced to custodial orders (Table 2.5).
- (b) From 2011 to 2012, the number of fines imposed involving adults and juveniles rose by 18% to reach 108,279 while imprisonment declined by 10% to 3,066.

### 2.4 Court rooms and staff

- (a) The number of court rooms increased from 50 in 2011 to 52 in 2012 (Table 2.6).
- (b) The staff of the Judiciary, excluding administrative and supporting staff, increased by one to 363 (217 males and 146 females) in 2012 from 362 (218 males and 144 females) in 2011. Among them, there were 73 Judges/Senior Magistrates/Magistrates including one Chief Justice and one Senior Puisne Judge in 2012 (Table 2.7).

### 2.5 Expenditure of the Judiciary

The actual (recurrent and capital) expenditure of the Judiciary was around Rs 346 Million for the



fiscal year 2012. Its share expressed as a percentage of the total government expenditure was around 0.4% (Table 2.8).

### **3. Prison and detention statistics**

Adult detainees are sent to Mauritius Prisons Services (MPS), while juvenile detainees are either sent to Correctional Youth Centre at the MPS or to Rehabilitation Youth Centres or to Probation homes/hostels according to the gravity of the offences committed.

#### **3.1 Imprisonment**

Imprisonment is an indicator of the performance of the criminal justice system of a country. A high imprisonment may indicate either high offending rate and/or severe sentencing practice. Reducing imprisonment by imposing alternative sentences can improve prisons condition and treatment of offenders thus decreasing reoffending rate, cost to Government and ensuring better prisons management.

(a) In 2012, the daily average prison population was 2,690 detainees (Table 3.1).

(b) Out of every 100 detainees in prison:

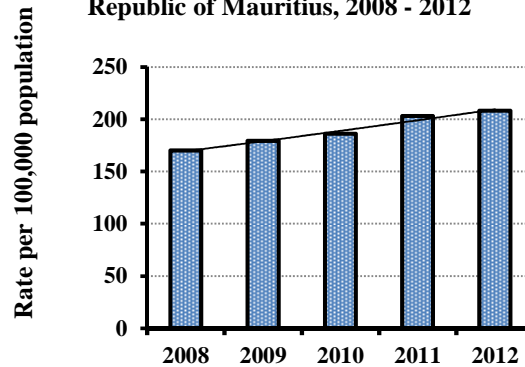
- (i) 63 convicts and 37 were on remand and awaiting trial;
- (ii) 94 were male adults, 5 were female adults and the rest were male juveniles.

(c) The daily average remand and trial population increased by 4% from 950 to 985 in 2012.

#### ***Rising trend in imprisonment rate***

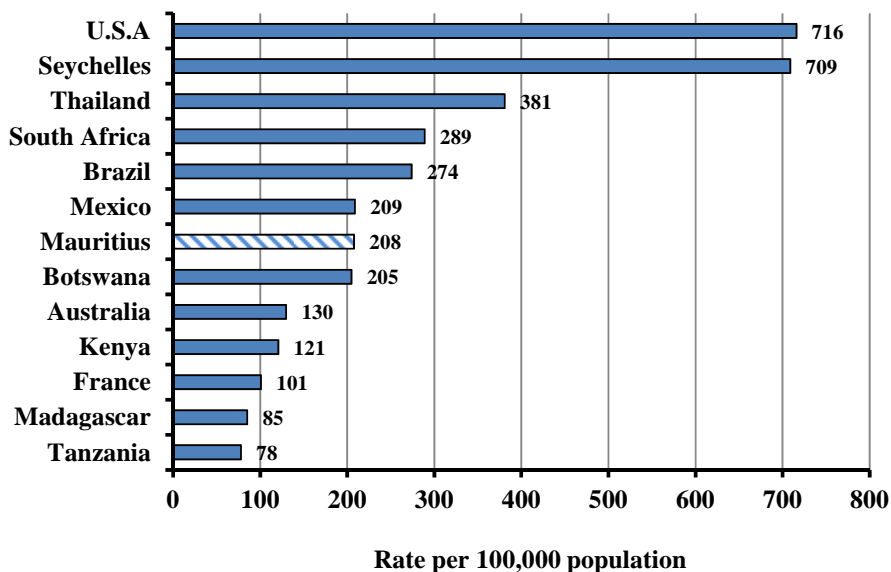
(d) The imprisonment rate per 100,000 mid-year population rose continuously since 2008. The imprisonment rate for 2012 was 208 compared to 203 in 2011.

**Figure 3.1 - Imprisonment rate, Republic of Mauritius, 2008 - 2012**



- (e) Latest available statistics from World Prison Brief shows that there was considerable variation in imprisonment rates among countries from different continents in 2012. Countries in the region with higher imprisonment rates than Mauritius include Seychelles, Thailand and South Africa; and countries with lower imprisonment rates include Kenya, Tanzania and Madagascar.

**Figure 3.2 - Imprisonment rates for selected countries, 2012**



(Source: World Prison Brief, International Centre for Prison Studies, Kings College, London)

### 3.2 Prison occupancy level

*Prisons overcrowded up to a daily average of 119% and a maximum of 126%*

- (a) In 2012, the ten prisons of the country had a total capacity of 2,230 detainees in 2012 but were occupied by an average of 2,652 detainees daily, representing an average prison

occupancy level of 119%. The highest occupancy level reached was 126% and the lowest was 103%. The high imprisonment rate resulted in a continuous overcrowding of prisons for the past years.

- (b) According to international occupancy rates in 2012, countries like Kenya (208%), Madagascar (179%), Brazil (172%), Indonesia (148%), South Africa (132%) and Tanzania (124%) had much higher rates than Mauritius (119%). Whilst those with lower rates included USA (106%), Botswana (98%) and Singapore (77%).

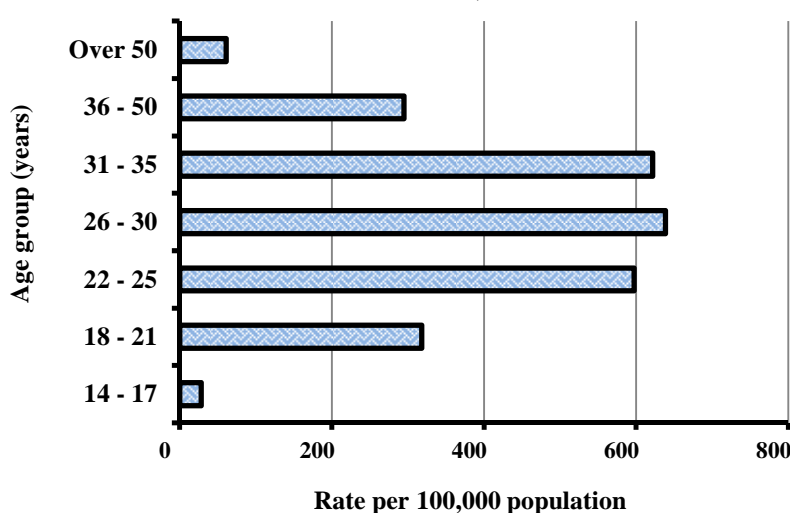
### 3.3 Admission of convicts

#### 3.3.1 Overview on admissions

##### *A larger proportion of convicts were aged between 26 to 35 years old*

- (a) The number of convicts admitted decreased by 12% to 3,114 in 2012 from 3,527 in 2011 (Table 3.3).
- (b) Admission rate per 100,000 population was 298 (584 for males and 24 for females) in 2012.
- (c) Out of every 100 convicts admitted to prison in 2012 :
- (i) 96 were males and 4 were females;
  - (ii) 42 were in the age-group 26-35 years.
- (d) From 2011 to 2012, the admission rate increased at lower age-groups 14-25 years, decreased at age-groups 26-50 years and then increased at higher age-groups (over 50).

**Figure 3.3 - Convicts admissions - Republic of Mauritius, 2012**



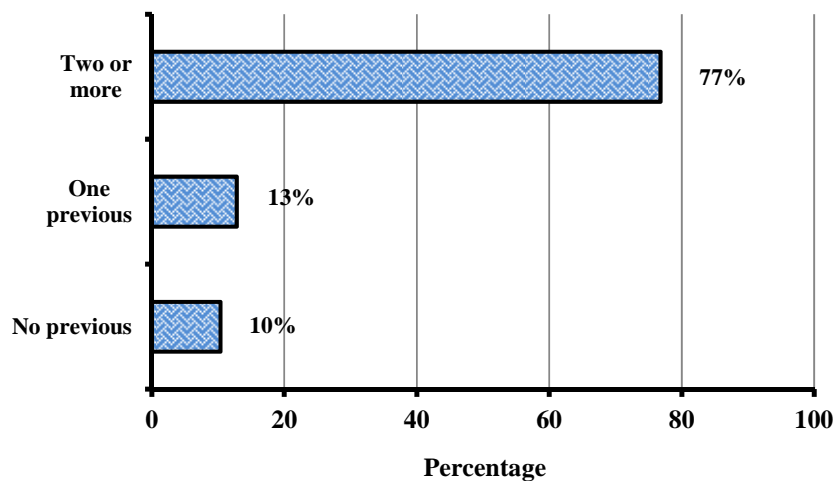
### 3.3.2 Convicts admitted by type of offences

- (a) From 2011 to 2012, admissions went down mainly for offences such as non-payment of fine for drunkenness and disorder (-30%), drug offences (-12%), assaults (-7%) and property offences (-1%) (Table 3.4).
- (b) Out of the 3,114 convicts admitted in 2012, the main offences committed were property offences (66%), drug offences (17%), assaults (7%) and sexual offences (2%).

### 3.3.3 Convicts admitted by number of previous imprisonments

- (a) In 2012, the majority (90%) of the adult convicts are re-offenders (Table 3.6). An adult is a person aged 18 years and above.
- (b) Out of every 100 adult convicts admitted to prison in 2012:
- (i) 90 were re-offenders who had been imprisoned in the past.
  - (ii) 77 were imprisoned more than once in the past.

**Figure 3.4 - Adult convicts admitted by number of previous imprisonment, Republic of Mauritius, 2012**

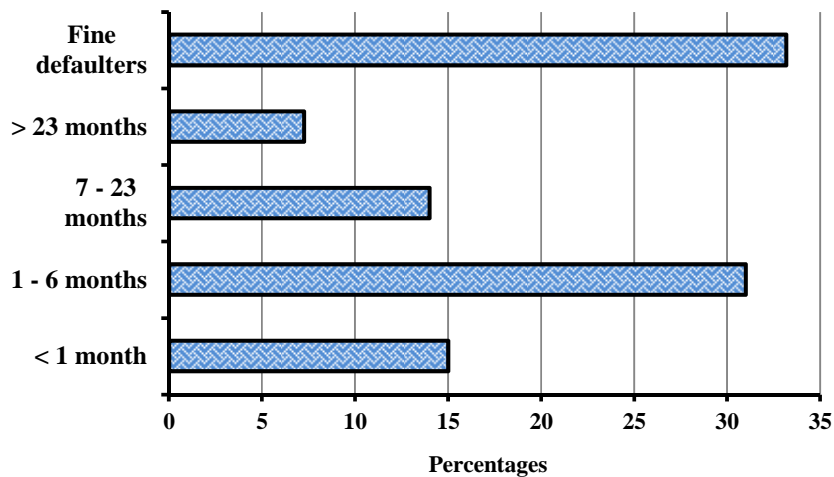


### 3.3.4 Convicts admitted by length of sentence

- (a) In 2012, among convicts admitted to prison, 33% were admitted for non-payment of fines (Table 3.7).
- (b) Compared to 2011, the number of convicts with short sentences of less than one month decreased by nearly half in 2012 against a 70% increase of those sentenced for 1-3 months.

(c) None of the convicts was sentenced to life imprisonment in 2011 and 2012.

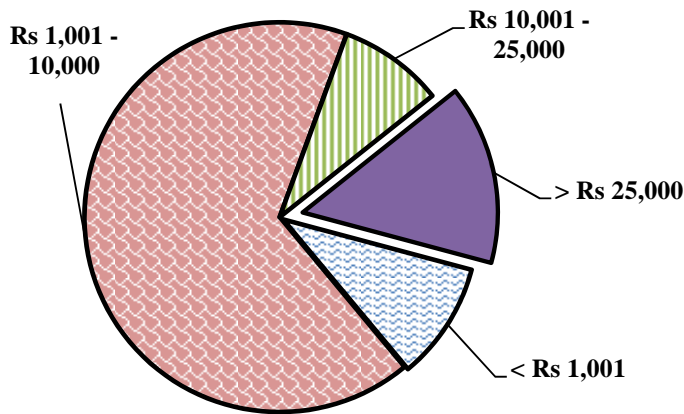
**Figure 3.5 - Convicts admitted by length of sentence -  
Republic of Mauritius, 2012**



### 3.3.5 Fine defaulters

- (a) 85% of those admitted to prisons in 2012 were due to non-payment of fines of Rs 25,000 or less (Table 3.8).
- (b) More than 60% of them had committed minor offences, e.g simple assaults, attempt at larceny, drunkenness and disorder, etc.
- (c) From 2011 to 2012, the number of fine defaulters admitted to prison went down by 16% from 1,218 to 1,022.
- (d) Compared to 2011, the number of those admitted in 2012 due to non-payment of fines of Rs 25,000 or less decreased by 18% from 1,066 to 870.

**Figure 3.6 - Fine defaulters by amount due, Republic of Mauritius, 2012**



### **3.4 Number of escapes from prison custody**

Contrary to the 1 case of escape from prison custody in 2011, no case has been reported in 2012.

### **3.5 Detention institutions and staff**

#### **3.5.1 Prisons and Staff**

- (a) There were 10 prisons in 2012, including one in the Island of Rodrigues. The 9 prisons in the Island of Mauritius comprised two women prisons, one juvenile prison (CYC) and 6 male adult prisons.
- (b) In the Island of Mauritius, the prison staff, excluding administrative and supporting staff, comprised 1,024 Officers (942 males and 82 females) for a daily average of 2,690 detainees (2,530 males and 130 females) in 2012 (Table 3.14).

#### **3.5.2 Rehabilitation Youth Centre and staff**

- (a) There were two Rehabilitation Youth Centres in 2012, one for male and one for female.
- (b) In the Island of Mauritius, the RYC staff, excluding administrative and supporting staff, comprised 48 officers (27 males and 21 females) for a daily average of 40 detainees in 2012 (Table 3.15).

## **3.6 Expenditure**

### **3.6.1 Expenditure of the Prison Services**

#### *Government spends around Rs 500 daily to maintain a detainee*

- (a) The total (recurrent and capital) actual expenditure of the Prison Services in the Island of Mauritius was around Rs 1.1 billion for the fiscal year 2012 (Table 3.16). Its share as a percentage of the total government expenditure was 1.2%. Due to the construction of a new prison at Melrose, capital expenses were still high in 2012.
- (b) An average amount of Rs 500 was spent daily on each detainee in 2012. The calculations are based on the recurrent expenditure of the prisons, the social aid granted to the detainees' wards and the value of labour contribution of detainees to the prisons' workshops.

### **3.6.2 Expenditure of the RYC**

The total (recurrent and capital) actual expenditure of the RYC in the Island of Mauritius was around Rs 20 Million for the fiscal year 2012.

## **4. Probation statistics**

The Probation and After-care Service offers alternative sanctions to imprisonment mainly based on rehabilitating offenders in the open community under the supervision of Probation Officers. They supervise persons committed to Probation Orders, Community Service Orders, those released on parole, and give after care services. Two semi-open residential institutions, one for male and one for female juveniles, are also under the purview of the Probation and After-care Service.

The Probation officers report to the Judiciary as to whether the sentence was successfully completed or not. Breach of the orders can lead to imprisonment.

### **4.1 Probation orders**

In addition to supervision, courses are also delivered to probationers on identity building, consequences of reoffending, victim awareness, empathy building, significance values, and stress & anger management, etc.

- (a) 262 persons (201 males and 61 females) were issued with probation orders in 2012, representing a drop of 22% compared to 338 in 2011 (Table 4.1).
- (b) From 2011 to 2012, both the adult and juvenile offenders decreased respectively by 26% and 6%.

(c) In 2012, males made up the majority (77%) of the offenders.

#### **4.2 Community service orders**

The offenders work for the community (e.g. at hospitals, etc) for a prescribed period of time according to their time of convenience. They can thus keep their own job and serve their sentence at the same time.

(a) The offenders subjected to community service orders increased by 33% to 487 in 2012 from 367 in 2011 (Table 4.3).

(b) In 2012, the majority (92%) of the offenders were males.

#### **4.3 Probation offices, institutions and staff**

(a) There were 11 probation offices located in District Court premises in 2012.

(b) The workforce of the Probation and After-care Service in 2012 was 68 (23 males and 45 females), excluding administrative and supporting staff (Table 4.4).

#### **4.4 Expenditure of the Probation Service**

The total (recurrent and capital) actual expenditure of the Probation service in the Island of Mauritius was around Rs 49 Million for the fiscal year 2012. Its share expressed as a percentage of the total government expenditure was 0.05% in 2012 (Table 4.5).

### **5. Juvenile statistics**

In order to ensure the sustained future of the country, it is important to monitor juvenile offenders as well as victims and to take proper preventive, protective and rehabilitative measures through education and by promoting awareness.

#### **5.1 Juvenile Offenders**

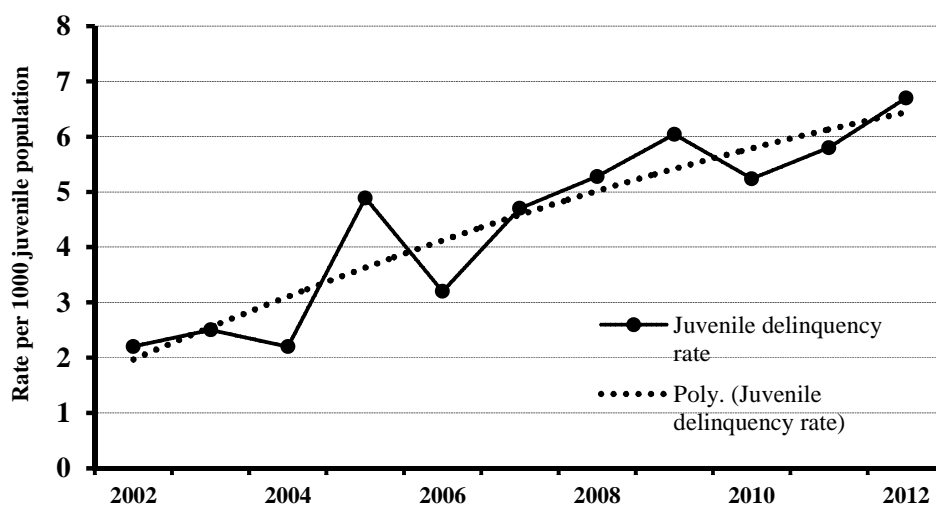
For many young people today, traditional patterns guiding the relationships and transitions between family, school and work are being challenged. These have an impact on their social behavior. In Mauritius, the 'Brigade pour la protection des mineurs' is a unit at the MPF specialized in the detection and prevention of juvenile delinquency.



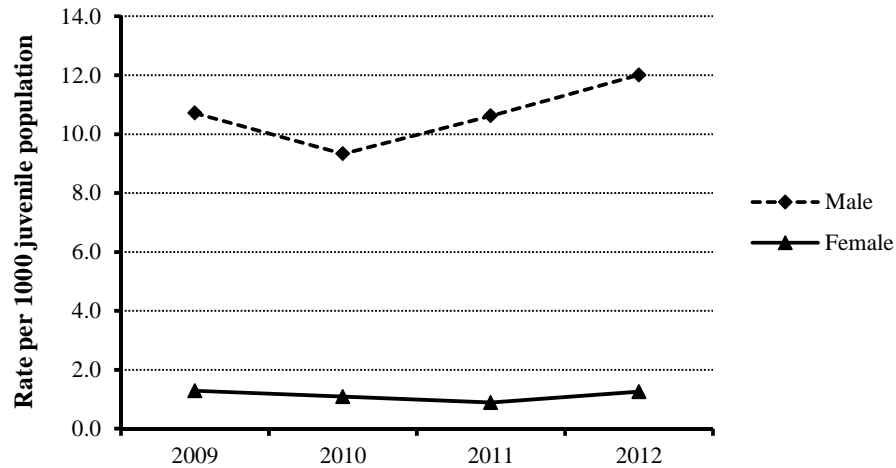
### *Ongoing rise in the number of juvenile delinquents*

- (a) From 2011 to 2012, the juvenile offenders (excluding contraveners) involved in crime and misdemeanours increased by 14% from 701 to 799, of whom 252 in assaults and 76 in sexual offences. 812 juveniles were contravened for road traffic offences (Tables 1.13 & 1.14)
- (b) The juvenile delinquency rate (excluding contraventions) was 6.7 per 1,000 juvenile population in 2012 compared to 5.8 in 2011.
- (c) As for the past years, in 2012, the rate for boys (12.0) was much higher than for girls (1.3).

**Figure 4.1 - Juvenile delinquency rate (excluding contraventions), Republic of Mauritius, 2002 - 2012**



**Figure 4.2 - Juvenile delinquency rate (excluding contraventions) by sex, 2009 - 2012**



## 5.2 Juvenile victims of offences against person

- (a) From 2011 to 2012, in the Island of Mauritius, juvenile victims of intentional homicides (committed) decreased from 3 to 1. No attempted intentional homicide was reported in 2012 as compared to 4 in 2011 (Table 1.15).
- (b) Juveniles were most likely to be victims of simple assaults. Boys made up 63% of victims of simple assaults.

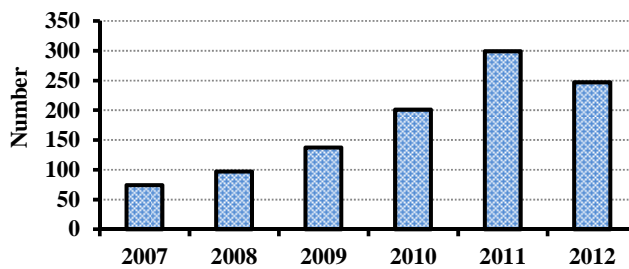
### Sexual offences

- (c) Victims of sexual offences decreased by 4% from 289 in 2011 to 278 in 2012. This decrease is mainly due to a decline in rape (38%), sodomy (17%) and sexual intercourse with minor under 16 (8%).
- (d) Juvenile females (86%) were more likely to be victims of sexual offences than boys.
- (e) In 2012, among the juvenile victims of sexual offences:
- (i) 10 were victims of rape;
  - (ii) 24 (17 males and 7 females) were victims of sodomy; and
  - (iii) 55 (9 males and 46 females) were reported to be engaged in prostitution and/or access to a brothel; and
  - (iv) 95 juveniles, who were all females, were victims of sexual intercourse with minor under 16.

### 5.3 Juvenile convictions in court

- (a) Contrary to the increase of the adult contravention rate from 2011 to 2012, the juvenile contravention rate dropped marginally by 0.1 point to 1.4 from 1.5 in 2011.
- (b) Some 247 convictions involved juveniles in 2012. Almost three quarters of the sentences were fines, same as in 2011. From 2011 to 2012, juvenile convictions dropped by 17% from 299 to 247 (Tables 2.4 & 2.5).

**Figure 4.3 - Convictions involving juveniles, Republic of Mauritius, 2007 - 2012**



### 5.4 Juvenile detainees

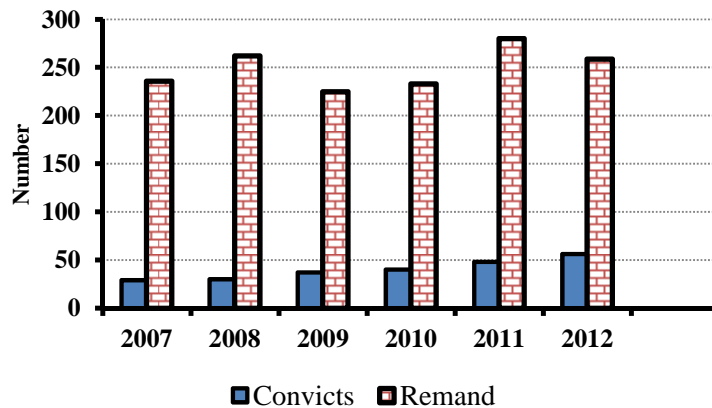
#### 5.4.1 Overview of juvenile detention

##### *Low but rising number of juveniles being sent on remand*

Male juvenile offenders are either admitted to Correctional Youth Centre (CYC) or Rehabilitation Youth Centre (RYC) according to the gravity of the cases and age of the offender. Those who commit serious offences are sent to CYC. However, all female juvenile/child offenders are sent to RYC as there is no CYC for female juveniles. Child/juveniles beyond control are also sent to probation institutions.

The conviction rate (CYC & RYC) per 100,000 juveniles was 70 in 2012 compared to 59 in 2011.

**Figure 4.4 - Juvenile detainees admitted in CYC and RYC, Republic of Mauritius, 2007 - 2012**



#### 5.4.2 Correctional Youth Centre (CYC)

The CYC is under the aegis of the Mauritius Prisons Services. Male juvenile offenders aged 14 to 17 years old are admitted to CYC.

- (a) In 2012, the daily average population of detainees in CYC was 6 convicts and 23 remands (Table 3.10).
- (b) 78% of the 23 juvenile convicts admitted to CYC in 2012 had committed theft (Table 3.11).
- (c) From 2011 to 2012, the number of juvenile detainees admitted decreased by 5%.
- (d) Compared to 2011, the number of convicts admitted in 2012 increased from 18 to 23 while those on remand decreased by 9% from 149 to 136.

#### 5.4.3 Rehabilitational Youth Centre (RYC)

The RYC is under the aegis of the Ministry of Social Security, National Solidarity and Reform Institutions. Child/juvenile offenders aged 10 to 17 years old are admitted to RYC.

- (a) In 2012, the number of juveniles admitted to RYC was 156 (73 boys and 83 girls), down by 3% from 161 in 2011 (Table 3.12).
- (b) The daily average population of RYC in 2012 comprised 33 convicts (12 boys and 21 girls) and 123 remands (61 boys and 62 girls).

- (c) 79% of the juvenile detainees admitted in 2012 were on remand.
- (d) Out of the 33 convicts admitted, 13 (39%) were cases of child/juvenile beyond control (Table 3.13).

#### **5.4.4 Probation homes/hostels**

Juveniles/children beyond control are also sent to probation homes/hostels under the aegis of the Probation and After-care Services.

- (a) In 2012, a daily average of 8 juveniles/children stayed (3 boys and 5 girls) in probation homes/ hostels.
- (b) The number of juveniles admitted in probation homes dropped by 33% from 15 in 2011 to 10 in 2012.

#### **5.5 Other juvenile sentencing**

- (a) Some 50 juveniles (down from 53 in 2011) were sentenced with probation orders in 2012, of whom 46 were boys (Table 4.1).
- (b) The number of juveniles committed to community service work was 12 in 2012 compared to 3 in 2011.

**SECTION 1**  
**POLICE STATISTICS**

**Table 1.1 - Cases reported by type, Island of Mauritius, Island of Rodrigues & Republic of Mauritius, 2009 - 2012**

Cases	2009			2010			2011			2012			Number
	Island of Mauritius	Island of Rodrigues	Republic of Mauritius	Island of Mauritius	Island of Rodrigues	Republic of Mauritius	Island of Mauritius	Island of Rodrigues	Republic of Mauritius	Island of Mauritius	Island of Rodrigues	Republic of Mauritius	
Crimes <sup>1</sup>	5,897	197	6,094	5,065	195	5,260	4,563	228	4,791	4,231	242	4,473	
<i>of which drug offences</i>	<i>611</i>	<i>46</i>	<i>657</i>	<i>640</i>	<i>71</i>	<i>711</i>	<i>673</i>	<i>64</i>	<i>737</i>	<i>630</i>	<i>103</i>	<i>733</i>	
Misdemeanours <sup>1</sup>	43,098	1,059	44,157	40,492	991	41,483	39,093	934	40,027	35,474	954	36,428	
<i>of which drug offences</i>	<i>3,470</i>	<i>17</i>	<i>3,487</i>	<i>3,199</i>	<i>33</i>	<i>3,232</i>	<i>2,974</i>	<i>10</i>	<i>2,984</i>	<i>2,732</i>	<i>7</i>	<i>2,739</i>	
<b>Total offences (excl. contraventions)</b>	<b>48,995</b>	<b>1,256</b>	<b>50,251</b>	<b>45,557</b>	<b>1,186</b>	<b>46,743</b>	<b>43,656</b>	<b>1,162</b>	<b>44,818</b>	<b>39,705</b>	<b>1,196</b>	<b>40,901</b>	
Contraventions	150,305	3,378	153,683	171,504	2,771	174,275	205,719	2,902	208,621	225,064	3,917	228,981	
<i>of which road traffic contraventions<sup>2</sup></i>	<i>139,636</i>	<i>2,899</i>	<i>142,535</i>	<i>161,217</i>	<i>2,258</i>	<i>163,475</i>	<i>193,577</i>	<i>2,383</i>	<i>195,960</i>	<i>210,424</i>	<i>3,262</i>	<i>213,686</i>	
Other occurrences	66,783	1,283	68,066	66,629	1,497	68,126	65,304	1,379	66,683	61,719	1,239	62,958	
<i>of which suicide</i>	<i>83</i>	<i>1</i>	<i>84</i>	<i>80</i>	<i>1</i>	<i>81</i>	<i>89</i>	<i>2</i>	<i>91</i>	<i>89</i>	<i>-</i>	<i>89</i>	
<i>attempted suicide</i>	<i>385</i>	<i>3</i>	<i>388</i>	<i>391</i>	<i>5</i>	<i>396</i>	<i>467</i>	<i>8</i>	<i>475</i>	<i>413</i>	<i>2</i>	<i>415</i>	
<b>Total cases</b>	<b>266,083</b>	<b>5,917</b>	<b>272,000</b>	<b>283,690</b>	<b>5,454</b>	<b>289,144</b>	<b>314,679</b>	<b>5,443</b>	<b>320,122</b>	<b>326,488</b>	<b>6,352</b>	<b>332,840</b>	

<sup>1</sup> Crimes and misdemeanours include the corresponding drug offences

<sup>2</sup> Figure for Island of Mauritius includes road traffic contraventions established by Photographic Enforcement Device (fixed camera)

**Table 1.2 - Offences reported by police divisions and units, Republic of Mauritius, 2010 - 2012**

Police Division/units	Number														
	2010					2011					2012				
	Crime	Misde-meanour	Drug	Contra-vention	Total	Crime	Misde-meanour	Drug	Contra-vention	Total	Crime	Misde-meanour	Drug	Contra-vention	Total
Western (Lower P/Wilhems and B/River)	884	6,352	21	20,371	<b>27,628</b>	559	5,284	10	28,303	<b>34,156</b>	639	4,696	12	26,906	<b>32,253</b>
Metro North (P/Louis North)	571	2,690	27	10,032	<b>13,320</b>	508	2,645	11	12,795	<b>15,959</b>	418	2,555	20	17,844	<b>20,837</b>
Metro South (P/Louis South)	526	2,906	30	4,502	<b>7,964</b>	440	2,939	24	4,042	<b>7,445</b>	410	2,574	26	6,293	<b>9,303</b>
Northern (Pamplemouses and R/Rempart)	732	8,416	43	29,375	<b>38,566</b>	662	7,519	29	39,495	<b>47,705</b>	646	7,146	22	43,615	<b>51,429</b>
Central (Upper P/Wilhems)	383	3,556	9	14,179	<b>18,127</b>	391	3,644	14	16,064	<b>20,113</b>	322	3,246	17	21,009	<b>24,594</b>
Southern (G/Port and Savanne)	623	6,118	22	16,046	<b>22,809</b>	579	6,191	34	19,080	<b>25,884</b>	485	5,805	45	23,441	<b>29,776</b>
Eastern:															
Flacq	274	3,935	23	9,111	<b>13,343</b>	368	4,250	24	11,654	<b>16,296</b>	213	3,522	15	18,837	<b>22,587</b>
Moka	196	1,940	9	8,896	<b>11,041</b>	121	2,082	7	10,621	<b>12,831</b>	109	1,758	21	12,548	<b>14,436</b>
Anti-Drugs Smuggling Unit	25	432	3,647	108	<b>4,212</b>	25	539	3,476	168	<b>4,208</b>	35	369	3,183	162	<b>3,749</b>
Photographic Enforcement Unit ( <i>fixed camera</i> )	-	-	-	50,439	<b>50,439</b>	-	-	-	50,701	<b>50,701</b>	-	-	-	30,578	<b>30,578</b>
Other units	211	948	8	8,445	<b>9,612</b>	237	1,026	18	12,796	<b>14,077</b>	324	1,071	1	23,831	<b>25,227</b>
<b>Island of Mauritius</b>	<b>4,425</b>	<b>37,293</b>	<b>3,839</b>	<b>171,504</b>	<b>217,061</b>	<b>3,890</b>	<b>36,119</b>	<b>3,647</b>	<b>205,719</b>	<b>249,375</b>	<b>3,601</b>	<b>32,742</b>	<b>3,362</b>	<b>225,064</b>	<b>264,769</b>
<b>Island of Rodrigues</b>	<b>124</b>	<b>958</b>	<b>104</b>	<b>2,771</b>	<b>3,957</b>	<b>164</b>	<b>924</b>	<b>74</b>	<b>2,902</b>	<b>4,064</b>	<b>139</b>	<b>947</b>	<b>110</b>	<b>3,917</b>	<b>5,113</b>
<b>Republic of Mauritius</b>	<b>4,549</b>	<b>38,251</b>	<b>3,943</b>	<b>174,275</b>	<b>221,018</b>	<b>4,054</b>	<b>37,043</b>	<b>3,721</b>	<b>208,621</b>	<b>253,439</b>	<b>3,740</b>	<b>33,689</b>	<b>3,472</b>	<b>228,981</b>	<b>269,882</b>

Note: Crime and misdemeanour exclude drug offences



**Table 1.3 - Offence rate by type, Island of Mauritius, Island of Rodrigues & Republic of Mauritius, 2009 - 2012**

Offences	Rate per 1,000 population											
	2009			2010			2011			2012		
	Island of Mauritius	Island of Rodrigues	Republic of Mauritius	Island of Mauritius	Island of Rodrigues	Republic of Mauritius	Island of Mauritius	Island of Rodrigues	Republic of Mauritius	Island of Mauritius	Island of Rodrigues	Republic of Mauritius
Crimes <sup>1</sup>	4.8	5.2	4.8	4.1	5.2	4.1	3.7	6.0	3.7	3.4	6.3	3.5
Misdemeanours <sup>1</sup>	34.8	28.1	34.6	32.6	26.2	32.4	31.3	24.6	31.1	28.3	25.0	28.2
<b>Offence rate (excl. contraventions)</b>	<b>39.6</b>	<b>33.3</b>	<b>39.4</b>	<b>36.6</b>	<b>31.3</b>	<b>36.5</b>	<b>35.0</b>	<b>30.6</b>	<b>34.8</b>	<b>31.7</b>	<b>31.3</b>	<b>31.7</b>
<i>of which drug offences</i>	<i>3.3</i>	<i>1.7</i>	<i>3.3</i>	<i>3.1</i>	<i>2.7</i>	<i>3.1</i>	<i>2.9</i>	<i>2.0</i>	<i>2.9</i>	<i>2.7</i>	<i>2.9</i>	<i>2.7</i>
Contraventions	121.5	89.5	120.5	138.0	73.2	136.1	164.8	76.5	162.2	179.6	102.6	177.3

<sup>1</sup> Crimes and misdemeanours include drug offences

**Table 1.4 - Crimes reported by category, Republic of Mauritius, 2009 - 2012**

Crimes	Number			
	2009	2010	2011	2012
Crime against persons	203	203	244	259
Crime against property	3,800	3,041	2,433	2,086
Crime against morality	386	378	381	373
Crime against Lawful Authorities	51	58	60	73
Fraud and dishonesty	622	510	586	580
Drug offences	657	711	737	733
Crime not otherwise classified	375	359	350	369
<b>Total</b>	<b>6,094</b>	<b>5,260</b>	<b>4,791</b>	<b>4,473</b>

**Table 1.5 - Reported offences according to United Nations classifications of offences, Republic of Mauritius, 2009 - 2012**

Offences	Number			
	2009	2010	2011	2012
<b>Homicide and related offences</b>	<b>105</b>	<b>89</b>	<b>108</b>	<b>128</b>
<i>Intentional homicide (committed)</i>	<i>54</i>	<i>51</i>	<i>45</i>	<i>49</i>
Murder	35	35	33	30
Murder of newly born child	2	-	-	-
Infanticide	3	1	1	-
Manslaughter	-	-	-	1
Abortion	14	14	10	18
Arson causing death	-	1	1	-
<i>Intentional homicide (attempted)</i>	<i>8</i>	<i>14</i>	<i>15</i>	<i>13</i>
Attempted murder	8	14	15	13
<i>Non intentional homicide</i>	<i>43</i>	<i>24</i>	<i>48</i>	<i>66</i>
Wounds & blows causing death without intention to kill	1	2	-	3
Involuntary homicide	42	22	48	63
<b>Assault and related offences</b>	<b>14,509</b>	<b>14,282</b>	<b>14,149</b>	<b>12,900</b>
Assaults causing loss of eye and limbs	1	-	1	-
Assault causing effusion of blood (Public functionary)	35	37	28	38
Assault causing sickness or incapacity for personal labour for > 20 days	53	22	15	15
Assault against an agent of Civil Authority	147	136	122	118
Assault with corrosive substance	8	6	-	7
Assault with premeditation	30	37	64	67
Simple Assaults	14,235	14,044	13,919	12,655
<b>Sexual Offences</b>	<b>442</b>	<b>432</b>	<b>466</b>	<b>455</b>
Rape	57	51	58	51
Sodomy	64	44	55	58
Bestiality	1	-	1	1
Sexual intercourse with female under 16; with mentally handicapped person; with specified person	144	150	135	118
Attempt upon chastity	120	133	132	145
Sollicits/importunes another person for immoral purpose	7	17	34	24
Dealing in obscene matters	19	12	10	2
<i>Offences under Sex Discrimination Act</i>				
Sexual harrassment	7	2	8	5
<i>Child Protection Act (CPA)</i>				
Causing child to be sexually abused; accessing to a brothel;and engaging in prostitution	23	23	33	51

**Table 1.5 (cont'd) - Reported offences according to United Nations classifications of offences, Republic of Mauritius, 2009 - 2012**

Offences	Number			
	2009	2010	2011	2012
<b>Property offences</b>	<b>21,442</b>	<b>18,440</b>	<b>16,168</b>	<b>14,323</b>
<i>Fraud and dishonesty</i>	<i>1,074</i>	<i>988</i>	<i>997</i>	<i>964</i>
Forgery	149	134	176	160
Forgery of passport/making use of forged passport	3	-	4	2
Making use of forged document	44	43	32	43
Counterfeiting bank notes	27	26	21	19
Possession/uttering of counterfeit bank notes	17	14	4	12
Issuing cheque without provision	442	456	386	352
Swindling	323	253	306	290
Extortion	16	5	7	10
Impersonation	2	3	3	5
Swearing false affidavit	14	19	31	33
Giving false evidence	1	-	1	-
Demanding money or property by threat of false accusation	20	22	18	29
Usurping public function	4	4	1	1
<i>Offences under Prevention of Corruption Act (POCA)</i>				
Bribery by Public Official	2	-	1	-
Bribery of Public Official	8	8	5	4
Other offences under POCA	2	1	1	4
<b>Embezzlement</b>	<b>625</b>	<b>581</b>	<b>671</b>	<b>662</b>
Embezzlement by person in receipt of wages	34	26	33	38
Embezzlement (simple)	591	555	638	624
<b>Theft</b>	<b>16,836</b>	<b>14,224</b>	<b>11,759</b>	<b>10,106</b>
<i>Automobile theft</i>	<i>840</i>	<i>716</i>	<i>504</i>	<i>449</i>
Larceny of Auto/Motorcycles	649	597	407	360
Larceny of Car/Van	181	112	89	85
Larceny of heavy motor vehicles	10	7	8	4
<b>Robbery</b>	<b>1,410</b>	<b>1,085</b>	<b>814</b>	<b>681</b>
Larceny with violence by night breaking	25	10	8	11
Larceny with wounding	20	10	8	11
Larceny armed with offensive weapon	253	182	115	92
Larceny aggravating circumstances (violence)	555	423	326	301
Larceny with aggravating circumstances upon minors/handicapped persons	2	-	2	-
Larceny using mask	6	6	2	3
Larceny having in possession a firearm or mock firearm	1	-	-	-
Larceny by two or more individuals	107	123	92	68
Larceny on public road	385	299	239	170

**Table 1.5 (cont'd) - Reported offences according to United Nations classifications of offences, Republic of Mauritius, 2009 - 2012**

Offences	Number			
	2009	2010	2011	2012
<i>Robbery (cont'd)</i>				
Larceny in dwelling house with menace & bodily fear	2	5	5	5
Attempt at larceny with aggravating circumstances	54	27	17	20
<b>Burglary</b>	<b>2,046</b>	<b>1,641</b>	<b>1,295</b>	<b>1,085</b>
Larceny by night breaking	1,163	903	653	536
Larceny (day) breaking	776	643	553	470
Larceny false key	8	12	8	9
Larceny scaling	99	83	81	70
<b>Other theft (excluding automobile theft)</b>	<b>12,540</b>	<b>10,782</b>	<b>9,146</b>	<b>7,891</b>
Larceny from motor vehicles	1,124	807	567	459
Larceny of cellular phones	1,104	951	700	459
Larceny by servant or any person in receipt of wages	219	200	198	223
Praedial larceny	486	323	289	218
Bicycle larceny	471	382	327	281
Other simple larcenies	8,589	7,625	6,647	5,889
Attempt at larceny	547	494	418	362
<b>Other property offences</b>	<b>2,907</b>	<b>2,647</b>	<b>2,741</b>	<b>2,591</b>
Arson	55	55	58	51
Damaging public property, private enterprise or vehicle	23	21	31	16
Damaging property by band	47	39	37	30
Damaging goods and chattel	1,817	1,573	1,586	1,321
Damaging motor vehicles	756	730	763	897
Receiving and possession of stolen property	209	229	266	276
<b>Drug offences</b>	<b>4,144</b>	<b>3,943</b>	<b>3,721</b>	<b>3,472</b>
<b>Road traffic contraventions<sup>1</sup></b>	<b>142,535</b>	<b>163,475</b>	<b>195,960</b>	<b>213,686</b>
<b>Other contraventions</b>	<b>11,148</b>	<b>10,800</b>	<b>12,661</b>	<b>15,295</b>
<i>of which</i>				
Illegal littering	3,180	1,275	534	1,533
Discarding/placing/throwing any litter or other article in any canal, drain or public place	240	299	127	41
Smoking in prohibited area	330	761	1,060	1,953
Disturbance	689	613	568	523
Playing music causing nuisance	106	95	91	114
Drinking in a public place	832	1,165	1,714	1,635
Insult verbally	976	1,286	1,535	1,579
Trading without licence	548	648	865	1,006
Allowing dog to stray	181	224	213	204

**Table 1.5 (cont'd) - Reported offences according to United Nations classifications of offences, Republic of Mauritius, 2009 - 2012**

Offences	Number			
	2009	2010	2011	2012
<b>Other offences</b>	<b>9,609</b>	<b>9,557</b>	<b>10,206</b>	<b>9,623</b>
Breach of HCs regulations	173	100	69	98
Sequestration	25	28	30	20
Conspiracy	32	32	30	44
Criminal intimidation	33	51	21	26
Indecent act in public	92	61	47	52
Debauching youth	4	-	-	-
Procuring, enticing and exploiting prostitutes	3	-	1	1
Outrage against public functionary	283	213	224	223
Molesting Public Officers	171	175	172	182
Bearing Offensive Weapon	186	174	170	156
Threatening (in writing or verbally)	533	562	638	535
Involuntary wounds & blows	510	561	537	557
Found in a place of amusement during prohibited hours	305	292	267	243
Failing to pay alimony	205	201	221	232
Rogue and vagabond	567	544	656	543
<b><i>Computer misuse and Cybercrime Act</i></b>	<b>130</b>	<b>136</b>	<b>124</b>	<b>198</b>
<b><i>Information and Communication Technology Act</i></b>	<b>991</b>	<b>1,212</b>	<b>1,295</b>	<b>1,186</b>
<b><i>Breach of Copyright Act</i></b>	<b>125</b>	<b>194</b>	<b>134</b>	<b>83</b>
<b><i>Child Protection Act (CPA)</i></b>				
Child ill-treatment	10	12	22	22
Selling liquor, rum or compounded spirits to a child	1	4	6	-
Allowing a child to have access to licensed premises for liquor, etc.	1	2	1	1
Mendicity	8	-	2	-
Abandonment of Child	5	7	8	6
Abducting Child	9	7	20	9
Child trafficking	1	1	2	2
<b><i>Revenue offences</i></b>				
Offences under Companies Act	1	2	1	-
Possession/Importation of prohibited/restricted goods	6	2	3	15
Other offences under Customs Act	124	-	25	4
<b><i>Offences under Excise Act</i></b>				
Selling liquor, rum or compounded spirit during prohibited hours	61	46	50	51
Obtain, consume, take away any liquor, rum or compounded spirit during prohibited hours	264	220	333	174
Allowing licensed premises to remain open during prohibited hours	106	123	182	178
Remaining in licensed premises outside opening time	76	106	118	89

**Table 1.5 (Cont'd) - Reported offences according to United Nations classifications of offences, Republic of Mauritius, 2009 - 2012**

Offences	Number			
	2009	2010	2011	2012
Trading without sign board	329	328	233	191
Selling liquor, rum and compounded spirits on eve of day of election and counting of votes (Representation of People's Act)	4	-	-	8
<b><i>Offences under Gambling Regulatory Authority Act</i></b>				
Operating casino/Gaming house without licence	1	1	10	2
Carrying out business of a Bookmaker without Licence	2	1	-	-
Other offences under Gambling Regulatory Authority Act	72	48	109	104
<b><i>Offences under Bail Act</i></b>				
Fail to surrender to Custody/Court	6	5	-	-
Interferes with witnesses	2	1	3	4
Breach of other conditions	242	512	497	743
<b><i>Offences under Civil Status Act</i></b>				
Concealment of birth	2	-	-	-
<b><i>Offences against Environment</i></b>				
Carrying an activity without an EIA licence or PER	10	4	4	4
Obstructing an authorised officer	8	11	2	7
Illegal dumping	37	36	43	26
Deposit/dispose any waste into the marine environment	13	3	4	1
<b><i>Offences under Firearm Act</i></b>				
Possession of firearm without licence	15	7	16	10
Possession of ammunition without licence	11	8	7	15
Possession of firearm with intent to endanger life	8	9	6	7
<b><i>Offences under Sex Discrimination Act</i></b>				
Other offences under Sex Discrimination Act	3	1	1	1
<b><i>Offences under The Food Act</i></b>	<b>15</b>	<b>7</b>	<b>13</b>	<b>5</b>
<b><i>Illegal slaughtering and other offences under The Meat Act</i></b>	<b>2</b>	<b>3</b>	<b>-</b>	<b>2</b>
<b><i>Offences under Explosive Act</i></b>	<b>1</b>	<b>1</b>	<b>-</b>	<b>-</b>
<b><i>Offences under The Wild Life and National Parks Act</i></b>	<b>7</b>	<b>6</b>	<b>1</b>	<b>6</b>
<b><i>Offences under Forest and Reserve Act</i></b>	<b>3</b>	<b>-</b>	<b>3</b>	<b>6</b>
<b><i>Offences not otherwise classified</i></b>	<b>3,775</b>	<b>3,497</b>	<b>3,845</b>	<b>3,551</b>
<b>Total</b>	<b>203,934</b>	<b>221,018</b>	<b>253,439</b>	<b>269,882</b>

<sup>1</sup>Include road traffic contraventions established by Photographic Enforcement Unit (fixed camera)

**Table 1.6 - Reported number of victims<sup>1</sup> by type of selected offences<sup>2</sup>, Island of Mauritius, 2012**

Offences	Number										Rate <sup>3</sup>
	Port Louis	Pamplemousses	Riviere du Rempart	Flacq	Grand Port	Savanne	Plaines Wilhems	Moka	Black River	Total	
<b>Homicides</b>	<b>14</b>	<b>15</b>	<b>8</b>	<b>6</b>	<b>12</b>	<b>12</b>	<b>25</b>	<b>4</b>	<b>8</b>	<b>104</b>	<b>8.3</b>
<i>Intentional homicide (committed)</i>	<i>3</i>	<i>3</i>	<i>-</i>	<i>4</i>	<i>4</i>	<i>1</i>	<i>11</i>	<i>2</i>	<i>1</i>	<i>29</i>	
Murder	3	3	-	3	4	1	10	2	1	27	
Manslaughter	-	-	-	-	-	-	1	-	-	1	
Arson causing death	-	-	-	1	-	-	-	-	-	1	
<i>Intentional homicide (attempted)</i>	<i>6</i>	<i>3</i>	<i>-</i>	<i>-</i>	<i>1</i>	<i>1</i>	<i>1</i>	<i>-</i>	<i>3</i>	<i>15</i>	
Attempt at murder	6	3	-	-	1	1	1	-	3	15	
<i>Non intentional homicide</i>	<i>5</i>	<i>9</i>	<i>8</i>	<i>2</i>	<i>7</i>	<i>10</i>	<i>13</i>	<i>2</i>	<i>4</i>	<i>60</i>	
<i>Wounds &amp; blows causing death without intention to kill</i>	<i>1</i>	<i>-</i>	<i>-</i>	<i>-</i>	<i>-</i>	<i>-</i>	<i>1</i>	<i>-</i>	<i>-</i>	<i>2</i>	
<i>Involuntary homicide(fatal accidents)</i>	<i>4</i>	<i>9</i>	<i>8</i>	<i>2</i>	<i>7</i>	<i>10</i>	<i>12</i>	<i>2</i>	<i>4</i>	<i>58</i>	
<b>Assaults</b>	<b>1,880</b>	<b>1,170</b>	<b>1,431</b>	<b>1,468</b>	<b>1,478</b>	<b>1,233</b>	<b>2,610</b>	<b>657</b>	<b>679</b>	<b>12,606</b>	<b>1,006.1</b>
Assaults causing loss of eye and limbs	-	-	-	1	-	-	-	-	-	1	
Assault causing effusion of blood (Public functionary)	4	3	3	8	-	5	8	2	1	34	
Assault with premeditation	22	3	4	4	15	3	11	-	2	64	
Assault against an agent of Civil Authority	14	6	9	14	12	10	35	5	10	115	
Assault with corrosive substance	4	2	-	-	-	-	1	1	-	8	
Assault causing sickness or incapacity for personal labour for > 20 days	6	-	1	2	-	2	1	-	-	12	
Simple Assaults	1,830	1,156	1,414	1,439	1,451	1,213	2,554	649	666	12,372	
<b>Sexual offences</b>	<b>83</b>	<b>27</b>	<b>52</b>	<b>46</b>	<b>37</b>	<b>27</b>	<b>89</b>	<b>20</b>	<b>37</b>	<b>418</b>	<b>33.4</b>
Rape	5	2	4	5	2	3	15	4	8	48	
Sexual intercourse with minor under 16	27	4	10	8	13	8	16	3	9	98	
Sexual intercourse with a mentally handicapped person	-	-	-	-	-	-	1	-	-	1	

**Table 1.6 (cont'd) - Reported number of victims<sup>1</sup> by type of selected offences<sup>2</sup>, Island of Mauritius, 2012**

Offences	Number										Rate <sup>3</sup>
	Port Louis	Pamplemousses	Riviere du Rempart	Grand Flacq	Grand Port	Savanne	Plaines Wilhelms	Moka	Black River	Total	
Sexual intercourse with specified person	1	-	-	1	-	-	-	-	-	2	
Causing child to be sexually abused; accessing to a brothel; and engaging in prostitution	9	5	11	8	2	2	9	3	6	55	
Sexual harrasment	1	1	-	-	-	-	1	-	-	3	
Attempt upon chastity	24	13	18	15	18	10	25	8	7	138	
Sodomy	10	2	7	9	2	4	10	2	7	53	
Sollicits/importunes another person for immoral purpose	6	-	2	-	-	-	12	-	-	20	
<b>Other offences</b>	<b>140</b>	<b>64</b>	<b>93</b>	<b>70</b>	<b>50</b>	<b>31</b>	<b>146</b>	<b>46</b>	<b>29</b>	<b>669</b>	<b>53.4</b>
Abducting Child	-	2	2	-	-	-	4	-	-	8	
Abandonment of Child	-	2	2	-	-	-	-	-	2	6	
Child Trafficking	1	-	-	-	-	-	1	-	-	2	
Child ill-treatment	4	4	1	-	7	1	6	1	-	24	
Exposing a child to harm	3	-	-	-	-	-	-	-	-	3	
Administering noxious substance	1	-	2	-	1	1	-	-	-	5	
Involuntary wounds and blows	113	54	80	64	31	29	113	39	25	548	
Demanding money or property by threat of false accusation	7	-	3	2	6	-	9	-	1	28	
Sequestration	2	1	2	2	2	-	5	5	-	19	
Criminal intimidation	9	1	1	2	3	-	7	1	1	25	
Procuring, enticing and exploiting prostitutes	-	-	-	-	-	-	1	-	-	1	

<sup>1</sup>A person may be victim of one or more offence and/or an offence may involve one or more victim.<sup>2</sup>Includes selected offences against persons and morality only (see list in Glossary)<sup>3</sup>Rate of victimisation per 100,000 population



**Table 1.7 - Victims of selected offences by socio-demographic and other characteristics, Island of Mauritius, 2011 & 2012**

Characteristics of victim	2011					2012					Number
	Homicides			Assaults	Sexual offences	Homicides			Assaults	Sexual offences	
	Intentional homicides		Non-int. <sup>1</sup>			Intentional homicides		Non-int. <sup>1</sup>			
	Committed	Attempted		Committed	Attempted						
<b>Total</b>	<b>34</b>	<b>25</b>	<b>51</b>	<b>13,825</b>	<b>408</b>	<b>29</b>	<b>15</b>	<b>60</b>	<b>12,606</b>	<b>418</b>	
<b>Male</b>	<b>26</b>	<b>16</b>	<b>40</b>	<b>7,675</b>	<b>59</b>	<b>19</b>	<b>10</b>	<b>53</b>	<b>7,165</b>	<b>57</b>	
0-15	1	1	3	489	27	-	-	-	402	36	
16-24	-	6	2	1,644	10	2	2	7	1,556	4	
25-34	5	7	9	2,035	10	5	5	10	1,858	6	
35-44	9	2	6	1,489	4	5	1	8	1,469	1	
45-54	7	-	9	1,147	3	4	2	15	1,071	3	
55 & over	4	-	9	853	1	3	-	11	771	-	
Not available	-	-	2	18	4	-	-	2	38	7	
<b>Female</b>	<b>8</b>	<b>9</b>	<b>11</b>	<b>6,150</b>	<b>349</b>	<b>10</b>	<b>5</b>	<b>7</b>	<b>5,441</b>	<b>361</b>	
0-15	1	1	2	257	213	1	-	1	204	202	
16-24	1	1	-	1,474	79	-	2	-	1,289	91	
25-34	3	4	-	1,910	28	1	1	2	1,673	31	
35-44	-	1	-	1,223	12	3	1	-	1,127	23	
45-54	-	1	2	745	13	2	1	-	665	5	
55 & over	3	1	7	531	4	3	-	4	468	6	
Not available	-	-	-	10	-	-	-	-	15	3	
<b>Activity Status</b>											
Employed	16	10	24	7,831	58	15	12	33	7,632	70	
Student	1	3	5	1,133	223	-	1	3	970	250	
Housewife	-	-	-	512	3	1	1	-	328	3	
Retired	4	1	13	768	4	3	-	11	646	2	
Disabled	-	-	-	5	1	-	-	-	6	2	
Other	13	11	6	3,538	111	9	1	10	2,986	88	
Not available	-	-	3	38	8	1	-	3	38	3	
<b>Relationship to offender</b>											
Spouse	-	3	-	2,831	17	4	2	-	2,584	29	
Father/mother	1	-	-	474	-	1	-	-	456	2	
Child	4	-	2	314	32	-	-	-	249	16	
Other relative	6	4	2	2,763	54	5	2	1	2,429	65	
Not related	23	18	47	7,428	303	19	9	59	6,874	303	
Not available	-	-	-	15	2	-	2	-	14	3	
<b>Type</b>											
Tourist	1	-	1	27	5	-	-	-	8	2	
Non Tourist	33	25	50	13,798	403	29	15	60	12,598	416	
<i>Foreign resident</i>	*	*	*	*	*	-	-	-	39	-	
<i>Mauritian</i>	*	*	*	*	*	29	15	60	12,559	416	
<b>Location of incident</b>											
Private-household	12	6	1	6,675	241	17	3	1	6,017	224	
Educational-institution	-	-	-	189	16	-	-	-	167	11	
Commercial-area	2	-	-	289	6	-	-	-	289	5	
Hotel/Bungalow	1	-	-	51	9	-	-	-	66	8	
Public road	11	19	48	4,573	27	4	9	56	3,996	33	
Public beach	-	-	-	146	16	-	-	1	94	13	
Other Places	6	-	2	1,882	93	8	3	2	1,974	121	
Not available	2	-	-	20	-	-	-	-	3	3	
<b>Area type</b>											
Urban	20	8	15	4,951	142	14	7	18	4,490	172	
Rural	14	17	36	8,874	266	15	8	42	8,116	246	

<sup>1</sup> Non-intentional homicides

\* Not available

**Table 1.8 - Drug offences reported by type of drugs, Republic of Mauritius, 2009 - 2012**

Drug offences	Number			
	2009	2010	2011	2012
<b>Heroin</b>	<b>380</b>	<b>369</b>	<b>462</b>	<b>488</b>
Importation	20	8	6	8
Dealing	59	57	76	70
Possession(heroin & articles)	231	260	327	317
Consumption	55	38	46	76
Other	15	6	7	17
<b>Gandia</b>	<b>2,094</b>	<b>2,030</b>	<b>2,175</b>	<b>2,340</b>
Importation	5	5	-	6
Cultivation	746	746	893	940
Dealing	211	206	41	15
Possession (gandia & articles)	812	757	982	1,037
Consumption	299	243	243	330
Other	21	73	16	12
<b>Sedatives/Tranquilizers</b>	<b>189</b>	<b>248</b>	<b>769</b>	<b>285</b>
Importation	1	3	1	1
Dealing	14	16	70	78
Possession (drug & articles)	157	211	565	181
Consumption	8	12	125	15
Other	9	6	8	10
<b>Buprenorphine</b>	<b>1,453</b>	<b>1,268</b>	<b>249</b>	<b>263</b>
Importation	-	1	7	1
Dealing	26	43	4	26
Possession (drug & articles)	944	743	33	117
Consumption	145	184	7	40
Other	338	297	198	79
<b>Other drugs</b>	<b>28</b>	<b>28</b>	<b>66</b>	<b>96</b>
Importation	1	2	-	3
Dealing	-	1	-	1
Possession(drug & articles)	13	10	42	38
Consumption	-	-	2	12
Other	14	15	22	42
<b>Total</b>	<b>4,144</b>	<b>3,943</b>	<b>3,721</b>	<b>3,472</b>

**Table 1.9 - Quantity of drugs seized by type of drugs, Republic of Mauritius, 2009 - 2012**

Drug	Units	Quantity			
		2009	2010	2011	2012
Heroin	Kg	9.5	3.7	3.6	18.3
Gandia (including plants)	Kg	71.0	56.0	102.9	69.1
Other drugs	Kg	0.006	0.107	-	0.7
Buprenorphine	Pills/ Tablets	2,141	20,301	32,559	9,564
Sedatives/Tranquilizers	Pills/ Tablets	2,008	20,340	3,235	3,354

**Table 1.10 - Persons arrested by the Anti-Drug and Smuggling Unit<sup>1</sup> by adult/juvenile and sex, Island of Mauritius, 2009 - 2012**

Drugs	Persons arrested								
	Adult			Juvenile			Total		
	Male	Female	Both sexes	Male	Female	Both sexes	Male	Female	Both sexes
<b>2009</b>	<b>1,982</b>	<b>97</b>	<b>2,079</b>	<b>41</b>	<b>1</b>	<b>42</b>	<b>2,023</b>	<b>98</b>	<b>2,121</b>
Heroin	175	31	206	4	-	4	179	31	<b>210</b>
Gandia	841	34	875	32	-	32	873	34	<b>907</b>
Sedatives/ Tranquilizers	106	4	110	-	1	1	106	5	<b>111</b>
Buprenorphine	849	27	876	5	-	5	854	27	<b>881</b>
Other drug offences	11	1	12	-	-	-	11	1	<b>12</b>
<b>2010</b>	<b>1,819</b>	<b>91</b>	<b>1,910</b>	<b>22</b>	<b>-</b>	<b>22</b>	<b>1,841</b>	<b>91</b>	<b>1,932</b>
Heroin	220	24	244	-	-	-	220	24	<b>244</b>
Gandia	793	31	824	21	-	21	814	31	<b>845</b>
Sedatives/ Tranquilizers	129	5	134	-	-	-	129	5	<b>134</b>
Buprenorphine	661	30	691	1	-	1	662	30	<b>692</b>
Other drug offences	16	1	17	-	-	-	16	1	<b>17</b>
<b>2011</b>	<b>1,781</b>	<b>97</b>	<b>1,878</b>	<b>32</b>	<b>-</b>	<b>32</b>	<b>1,813</b>	<b>97</b>	<b>1,910</b>
Heroin	312	33	345	-	-	-	312	33	<b>345</b>
Gandia	879	33	912	28	-	28	907	33	<b>940</b>
Sedatives/ Tranquilizers	148	5	153	-	-	-	148	5	<b>153</b>
Buprenorphine	403	24	427	3	-	3	406	24	<b>430</b>
Other drug offences	39	2	41	1	-	1	40	2	<b>42</b>
<b>2012</b>	<b>1,492</b>	<b>78</b>	<b>1,570</b>	<b>29</b>	<b>1</b>	<b>30</b>	<b>1,521</b>	<b>79</b>	<b>1,600</b>
Heroin	264	31	295	7	-	7	271	31	<b>302</b>
Gandia	910	31	941	22	1	23	932	32	<b>964</b>
Sedatives/ Tranquilizers	149	6	155	-	-	-	149	6	<b>155</b>
Buprenorphine	122	6	128	-	-	-	122	6	<b>128</b>
Other drug offences	47	4	51	-	-	-	47	4	<b>51</b>

<sup>1</sup>The above figures relate to cases reported at Anti Drugs and Smuggling Unit (ADSU) only

**Table 1.11 - Drug reported offences at the Anti-Drug and Smuggling Unit<sup>1</sup> by district, Island of Mauritius, 2009 - 2012**

District	2009		2010		2011		2012	
	Number	Rate <sup>2</sup>	Number	Rate <sup>2</sup>	Number	Rate <sup>2</sup>	Number	Rate <sup>2</sup>
Port Louis	1,018	7.9	955	7.4	853	6.6	670	5.2
Pamplemousses	278	2.0	245	1.8	251	1.8	235	1.7
Riviere du Rempart	169	1.6	153	1.4	178	1.6	189	1.7
Flacq	242	1.7	200	1.4	284	2.0	193	1.4
Grand Port	280	2.4	299	2.6	245	2.1	231	2.0
Savanne	180	2.6	174	2.5	169	2.4	152	2.2
Plaine Wilhems	1,405	3.7	1,328	3.5	1,195	3.1	1,129	2.9
Moka	99	1.2	92	1.1	101	1.2	154	1.9
Black River	203	2.7	201	2.6	200	2.6	230	2.9
<b>Total</b>	<b>3,874</b>	<b>3.1</b>	<b>3,647</b>	<b>2.9</b>	<b>3,476</b>	<b>2.8</b>	<b>3,183</b>	<b>2.5</b>

<sup>1</sup> The above figures relate to cases reported at **Anti Drugs and Smuggling Unit (ADSU)** only

<sup>2</sup> Rate per 1,000 population

**Table 1.12 - Road traffic contraventions, Republic of Mauritius, 2009 - 2012**

Offences	Number			
	2009	2010	2011	2012
Exceeding speed limit	40,063	58,402	67,648	56,263
Driving under influence of liquor	1,209	1,290	1,378	1,692
Driving without due care and attention	1,844	1,933	1,607	1,433
Dangerous driving	212	161	154	178
Bicycle contraventions	357	343	323	258
Failing to comply with traffic sign	3,161	3,401	4,679	5,384
Failing to stop when signaled by a police officer	772	822	1,295	1,522
Overtaking on uninterrupted white line	1,282	1,278	1,763	2,742
Failing to wear seat belt whilst driving	8,227	8,832	11,400	13,835
Protective helmet improperly secured	911	1,214	1,803	2,342
Making use of cellular phone whilst driving	3,853	4,365	6,687	8,572
Breach of conditions attached to provisional license	5,417	7,047	8,713	11,455
Breach of condition attached to carriers license	1,059	790	987	1,219
Driving without license	779	792	934	1,164
Failing to produce driving license on demand	18,715	19,015	21,213	23,518
Failing to produce driving license/Certificate of insurance within delay	996	1,457	1,124	1,114
Motor vehicle license not affixed	4,435	4,752	5,133	5,982
Inoperative insurance policy	1,899	1,978	1,820	1,755
Worn out tyre	2,601	2,718	3,545	4,414
Allowing oil to drop	956	868	859	876
Parking on double yellow line	3,199	2,842	3,775	4,768
Parking on prohibited area	1,692	1,257	2,067	2,512
Parking on footpath/pavement	1,547	1,292	1,861	2,003
Fittings out of order	551	968	1,117	1,808
Inefficient silencer	458	882	1,823	2,015
Other	36,340	34,776	42,252	54,862
<b>Total</b>	<b>142,535</b>	<b>163,475</b>	<b>195,960</b>	<b>213,686</b>

**Table 1.13 - Offences involving juveniles reported by type, Republic of Mauritius, 2009 - 2012**

	2009			2010			2011			2012		
	Male	Female	Total	Male	Female	Total	Male	Female	Total	Male	Female	Total
<b>Total juvenile offences</b>	..	..	<b>1,413</b>	..	..	<b>1,348</b>	..	..	<b>1,518</b>	..	..	<b>1,660</b>
<b>Offences excluding contraventions</b>	..	..	<b>764</b>	..	..	<b>594</b>	..	..	<b>665</b>	..	..	<b>718</b>
Crimes	..	..	155	..	..	134	..	..	148	..	..	223
<i>of which drug offences</i>	..	..	13	..	..	9	..	..	12	..	..	15
Misdemeanours	..	..	609	..	..	460	..	..	517	..	..	495
<i>of which drug offences</i>	..	..	29	..	..	16	..	..	21	..	..	18
<b>Contraventions<sup>1</sup> only</b>	..	..	<b>649</b>	..	..	<b>754</b>	..	..	<b>853</b>	..	..	<b>942</b>
<b>Total juvenile offenders</b>	<b>1,330</b>	<b>84</b>	<b>1,414</b>	<b>1,325</b>	<b>70</b>	<b>1,395</b>	<b>1,516</b>	<b>56</b>	<b>1,572</b>	<b>1,655</b>	<b>86</b>	<b>1,741</b>
<b>Offenders excluding contraventions</b>	<b>684</b>	<b>81</b>	<b>765</b>	<b>581</b>	<b>67</b>	<b>648</b>	<b>648</b>	<b>53</b>	<b>701</b>	<b>725</b>	<b>74</b>	<b>799</b>
Crimes	154	19	173	140	5	145	159	13	172	251	11	262
<i>of which drug offences</i>	13	-	13	9	-	9	12	-	12	15	1	16
Misdemeanours	530	62	592	441	62	503	489	40	529	474	63	537
<i>of which drug offences</i>	28	1	29	16	-	16	21	-	21	18	-	18
<b>Contraveners<sup>1</sup> only</b>	<b>646</b>	<b>3</b>	<b>649</b>	<b>744</b>	<b>3</b>	<b>747</b>	<b>868</b>	<b>3</b>	<b>871</b>	<b>930</b>	<b>12</b>	<b>942</b>
<b>Juvenile delinquency rate<sup>2</sup></b>	<b>10.7</b>	<b>1.3</b>	<b>6.0</b>	<b>9.3</b>	<b>1.1</b>	<b>5.2</b>	<b>10.6</b>	<b>0.9</b>	<b>5.8</b>	<b>12.0</b>	<b>1.3</b>	<b>6.7</b>

<sup>1</sup>Excludes contraventions established by camera

<sup>2</sup>Rate per 1,000 juvenile population and exclude contraveners

.. Not applicable

**Table 1.14 - Juvenile offenders according to United Nations classification of offences, Republic of Mauritius, 2009 - 2012**

Offences	Number			
	2009	2010	2011	2012
<b>Homicide and related offences</b>	<b>3</b>	<b>5</b>	<b>3</b>	<b>6</b>
<i>Intentional homicide(committed)</i>	3	3	2	5
<i>Non intentional homicide</i>	-	2	1	1
<b>Assault and related offences</b>	<b>283</b>	<b>279</b>	<b>293</b>	<b>252</b>
<i>of which simple assault</i>	281	275	286	247
<b>Sexual Offences</b>	<b>47</b>	<b>43</b>	<b>60</b>	<b>76</b>
<i>of which rape</i>	5	1	1	3
<b>Property offences</b>	<b>239</b>	<b>184</b>	<b>165</b>	<b>294</b>
<i>Fraud and dishonesty</i>	1	2	1	4
<b>Theft</b>	<b>199</b>	<b>160</b>	<b>134</b>	<b>248</b>
Automobile theft	1	1	3	7
Robbery	44	43	32	60
Burglary	29	19	23	79
Other theft (excluding automobile theft)	125	97	76	102
<b>Other property offences</b>	<b>39</b>	<b>22</b>	<b>30</b>	<b>42</b>
Arson	-	-	3	-
Damaging public property, private enterprise or vehicle	2	2	-	3
Damaging property by band	16	9	12	3
Damaging goods and chattel	14	5	4	15
Damaging motor vehicles	2	2	3	13
Receiving and possession of stolen property	5	4	8	8
<b>Drug offences</b>	<b>42</b>	<b>25</b>	<b>33</b>	<b>34</b>
<b>Road traffic contraventions</b>	<b>591</b>	<b>673</b>	<b>808</b>	<b>812</b>
<b>Other contraventions</b>	<b>58</b>	<b>74</b>	<b>63</b>	<b>130</b>
<b>Other offences</b>	<b>151</b>	<b>112</b>	<b>147</b>	<b>137</b>
<b>Total</b>	<b>1,414</b>	<b>1,395</b>	<b>1,572</b>	<b>1,741</b>



**Table 1.15 - Reported number of juvenile victims<sup>1</sup> by type of offences<sup>2</sup>, Island of Mauritius, 2011 & 2012**

Offences	Number					
	2011			2012		
	Male	Female	Total	Male	Female	Total
<b>Homicides</b>	<b>8</b>	<b>5</b>	<b>13</b>	-	<b>2</b>	<b>2</b>
<i>Intentional homicide (committed)</i>	<i>1</i>	<i>2</i>	<i>3</i>	-	<i>1</i>	<i>1</i>
Murder	-	2	2	-	1	1
Infanticide	1	-	1	-	-	-
<i>Intentional homicide (attempted)</i>	<i>3</i>	<i>1</i>	<i>4</i>	-	-	-
Attempt at murder	3	1	4	-	-	-
<i>Non-intentional homicide</i>	<i>4</i>	<i>2</i>	<i>6</i>	-	<i>1</i>	<i>1</i>
Involuntary homicide	4	2	6	-	1	1
<b>Assault and related offences</b>	<b>744</b>	<b>457</b>	<b>1,201</b>	<b>633</b>	<b>370</b>	<b>1,003</b>
<i>of which simple assault</i>	<i>741</i>	<i>457</i>	<i>1,198</i>	<i>630</i>	<i>365</i>	<i>995</i>
<b>Sexual Offences</b>	<b>29</b>	<b>260</b>	<b>289</b>	<b>38</b>	<b>240</b>	<b>278</b>
Rape	-	16	16	-	10	10
Sodomy	16	13	29	17	7	24
Attempt upon chastity	8	91	99	12	81	93
Sexual intercourse with minor under the age of 16	-	103	103	-	95	95
Sexual intercourse with a mentally handicapped person; with specified person	-	4	4	-	1	1
Sexual harrassment	-	1	1	-	-	-
Sollicits/importunes another person for immoral purpose	1	-	1	-	-	-
Causing child to be sexually abused; accessing to a brothel; and engaging in prostitution	4	32	36	9	46	55
<b>Other offences</b>	<b>60</b>	<b>59</b>	<b>119</b>	<b>27</b>	<b>43</b>	<b>70</b>
Abandonment of Child	2	3	5	2	4	6
Sequestration	9	5	14	-	7	7
Child ill-treatment	10	11	21	11	12	23
Child Trafficking	-	2	2	-	1	1
Exposing a child to harm	1	2	3	-	3	3
Abducting Child	2	17	19	1	7	8
Administering noxious substance	2	6	8	1	1	2
Demanding money or property by threat of false accusation	1	-	1	1	-	1
Involuntary wounds and blows	33	13	46	11	8	19

<sup>1</sup>A person may be victim of one or more offence and/or an offence may involve one or more victim

<sup>2</sup>Include selected offences against persons and morality only

**Table 1.16 - Reported offences (excluding contraventions) by status, Republic of Mauritius, 2010 - 2012**

Year	Brought forward from previous year	Reported during the year	Total	After investigation		Pending investigation
				Not taken to Court	Taken to Court	
2010	24,113	46,743	70,856	24,892	25,943	20,021
2011	20,021	44,818	64,839	17,095	19,256	28,488
2012	28,488	40,901	69,389	16,828	23,269	29,292

**Table 1.17 - Cases (excluding contraventions) not taken to court after investigation by reason, Republic of Mauritius, 2010 - 2012**

Reasons for cases not taken to court after investigation	2010		2011		2012	
	Number	%	Number	%	Number	%
Civil cases (Police not involved)	174	0.7	129	0.8	146	0.9
Accused unknown	16,359	65.7	10,230	59.8	9,847	58.4
Accused absconded/ Accused deceased	133	0.5	63	0.4	60	0.4
Insufficient evidence/ No further action	6,263	25.2	5,044	29.5	5,756	34.2
Other (trifling, false, no offence committed)	1,963	7.9	1,629	9.5	1,019	6.1
<b>Total</b>	<b>24,892</b>	<b>100.0</b>	<b>17,095</b>	<b>100.0</b>	<b>16,828</b>	<b>100.0</b>

**Table 1.18 - Persons suspected, arrested or cautioned (excluding contraveners) according to United Nations classifications of offences, Republic of Mauritius, 2010 - 2012**

Offences	2010	2011	2012
<b>Homicide and related offences</b>	<b>195</b>	<b>170</b>	<b>188</b>
Intentional homicide (committed)	125	111	115
Intentional homicide (attempted)	26	23	26
Non intentional homicide	44	36	47
<b>Assault and related offences</b>	<b>9,044</b>	<b>5,982</b>	<b>4,830</b>
<i>of which simple assault</i>	8,836	5,794	4,362
<b>Sexual offences</b>	<b>403</b>	<b>345</b>	<b>410</b>
<i>of which rape</i>	47	47	50
<b>Property offences</b>	<b>10,898</b>	<b>6,356</b>	<b>7,600</b>
Fraud and dishonesty	643	694	637
Embezzlement	388	410	397
Theft	8,481	4,250	5,509
Other property offences	1,386	1,002	1,057
<b>Drug offences</b>	<b>2,161</b>	<b>2,023</b>	<b>1,720</b>
Importation	33	27	24
Possession	1,558	1,324	1,089
Consumption	26	9	12
Dealing	395	464	421
Cultivation	145	145	71
Other	4	54	103
<b>Other offences</b>	<b>4,209</b>	<b>4,691</b>	<b>4,135</b>
<b>Total</b>	<b>26,910</b>	<b>19,567</b>	<b>18,883</b>

**Table 1.19 - Persons (excluding contraveners) prosecuted according to United Nations classifications of offences, Republic of Mauritius, 2010 - 2012**

Offences	2010	2011	2012
<b>Homicide and related offences</b>	<b>92</b>	<b>121</b>	<b>160</b>
Intentional homicide (committed)	41	33	34
Intentional homicide (attempted)	7	2	4
Non intentional homicide	44	86	122
<b>Assault and related offences</b>	<b>8,549</b>	<b>4,862</b>	<b>4,204</b>
<i>of which simple assault</i>	8,397	4,733	4,054
<b>Sexual offences</b>	<b>109</b>	<b>266</b>	<b>252</b>
<i>of which rape</i>	12	21	21
<b>Property offences</b>	<b>6,431</b>	<b>4,650</b>	<b>3,793</b>
Fraud and dishonesty	261	314	340
Embezzlement	171	115	140
Theft	5,157	3,584	2,712
Other property offences	842	637	601
<b>Drug offences</b>	<b>1,950</b>	<b>1,770</b>	<b>1,404</b>
<b>Other offences</b>	<b>3,699</b>	<b>3,446</b>	<b>3,463</b>
<b>Total</b>	<b>20,830</b>	<b>15,115</b>	<b>13,276</b>

**Table 1.20 - Police stations and police force, Republic of Mauritius, 2009 - 2012**

Year	Police posts and stations <sup>1</sup>	Police force			Police force per 1,000 population
		Male	Female	Both sexes	
2009	112	10,478	648	11,126	8.7
2010	112	10,305	733	11,038	8.6
2011	112	9,997	709	10,706	8.3
2012	113	10,455	912	11,367	8.8

<sup>1</sup>include staff of the Special Mobile Force, National Coast Guard, National Security Service and Police Band

**Table 1.21 - Staff <sup>1</sup> of the Mauritius Police Force, Republic of Mauritius, 2011 & 2012**

Job Title	2011			2012		
	Male	Female	Total	Male	Female	Total
Commissioner / Deputy commissioner of Police	5	-	5	8	-	8
Director General NSS	1	-	1	1	-	1
Assistant Commissioner of Police	12	-	12	19	-	19
Superintendent of Police/Woman Police Superintendent	29	-	29	47	-	47
Asst/ Deputy Asst Superintendent of Police/Woman Asst Superintendent of Police	77	1	78	34	-	34
Chief Inspector of Police/Woman Police Chief Inspector	109	6	115	105	4	109
Inspector of Police/Woman Police Inspector	254	14	268	366	15	381
Cadet Officer	3	-	3	3	-	3
Sub Inspector of Police/Woman Sub Inspector of Police	75	7	82	53	7	60
Police Sergeant/Woman Police Sergeant	971	48	1,019	1,091	50	1,141
Police Corporal/Woman Police Corporal	942	22	964	845	20	865
Police Constable/Woman Police Constable/Trainee	7,460	611	8,071	7,828	816	8,644
Police Band	59	-	59	55	-	55
<b>Total</b>	<b>9,997</b>	<b>709</b>	<b>10,706</b>	<b>10,455</b>	<b>912</b>	<b>11,367</b>

<sup>1</sup> as at March

**Table 1.22 - Total expenditure of the Mauritius Police Force, Republic of Mauritius,  
2008/2009 - 2012**

Year	Total expenditure (Rs Mn)		Total expenditure of the Police Department as a percentage of total Government expenditure
	Police Department	Government	
2008/2009	4,225	76,078	5.55
July - December 2009	2,674	40,321	6.63
January - December 2010	4,575	79,894	5.73
January - December 2011	5,308	87,816	6.04
January - December 2012	5,084	89,101	5.71

Source: Annual Report of the Accountant General

**SECTION 2**

**JUDICIARY STATISTICS**

**Table 2.1 - Criminal cases in court, Republic of Mauritius, 2009 - 2012**

																	Number
Courts	2009				2010				2011				2012				
	Cases pending as at 1st January	Cases lodged	Cases disposed	Cases outstanding as at 31st December	Cases pending as at 1st January	Cases lodged	Cases disposed	Cases outstanding as at 31st December	Cases pending as at 1st January	Cases lodged	Cases disposed	Cases outstanding as at 31st December	Cases pending as at 1st January	Cases lodged	Cases disposed	Cases outstanding as at 31st December	
<b>Republic of Mauritius</b>	<b>31,603</b>	<b>107,198</b>	<b>102,428</b>	<b>28,342</b>	<b>28,342</b>	<b>110,533</b>	<b>106,670</b>	<b>24,771</b>	<b>24,771</b>	<b>106,601</b>	<b>104,922</b>	<b>24,699</b>	<b>24,699</b>	<b>121,263</b>	<b>109,157</b>	<b>31,953</b>	
<b>Island of Mauritius</b>	<b>29,735</b>	<b>104,296</b>	<b>98,535</b>	<b>27,465</b>	<b>27,465</b>	<b>108,398</b>	<b>103,864</b>	<b>24,565</b>	<b>24,565</b>	<b>104,710</b>	<b>102,697</b>	<b>24,535</b>	<b>24,535</b>	<b>116,252</b>	<b>104,498</b>	<b>31,437</b>	
Supreme Court	416	246	169	474	474	214	222	466	466	217	206	435	435	220	224	431	
<i>Appeal cases</i>	<i>380</i>	<i>221</i>	<i>145</i>	<i>459</i>	<i>459</i>	<i>178</i>	<i>202</i>	<i>435</i>	<i>435</i>	<i>200</i>	<i>180</i>	<i>423</i>	<i>423</i>	<i>186</i>	<i>209</i>	<i>400</i>	
<i>Other cases</i>	<i>36</i>	<i>25</i>	<i>24</i>	<i>15</i>	<i>15</i>	<i>36</i>	<i>20</i>	<i>31</i>	<i>31</i>	<i>17</i>	<i>26</i>	<i>12</i>	<i>12</i>	<i>34</i>	<i>15</i>	<i>31</i>	
Industrial Court	116	145	144	117	117	235	191	159	159	307	274	194	194	259	199	304	
Intermediate Court	1,185	1,586	1,360	1,411	1,411	1,961	1,568	1,804	1,804	1,743	1,628	1,385	1,385	1,757	1,409	1,733	
District Courts	28,018	102,319	96,862	25,463	25,463	105,988	101,883	22,136	22,136	102,443	100,589	22,521	22,521	114,016	102,666	28,969	
<b>Court of Rodrigues</b>	<b>1,868</b>	<b>2,902</b>	<b>3,893</b>	<b>877</b>	<b>877</b>	<b>2,135</b>	<b>2,806</b>	<b>206</b>	<b>206</b>	<b>1,891</b>	<b>2,225</b>	<b>164</b>	<b>164</b>	<b>5,011</b>	<b>4,659</b>	<b>516</b>	

**Table 2.2 - Convicted offences according to United Nations classification of offences, Republic of Mauritius, 2009 - 2012**

Offences	Number			
	2009	2010	2011 <sup>1</sup>	2012
<b>Homicide and related offences</b>	<b>53</b>	<b>61</b>	<b>79</b>	<b>82</b>
<i>Intentional Homicide (committed)</i>	<i>15</i>	<i>10</i>	<i>6</i>	<i>6</i>
Murder	4	8	5	2
Manslaughter	9	1	-	4
Abortion	-	-	1	-
Arson causing death	2	1	-	-
<i>Intentional Homicide (attempted)</i>	<i>*</i>	<i>*</i>	<i>1</i>	<i>9</i>
Attempt at murder	*	*	1	9
<i>Non Intentional Homicide</i>	<i>38</i>	<i>51</i>	<i>72</i>	<i>67</i>
Wounds and blows causing death without intention to kill	13	13	22	20
Involuntary homicide	25	38	50	47
<b>Assault and related offences</b>	<b>4,675</b>	<b>4,495</b>	<b>3,755</b>	<b>3,760</b>
Assault causing loss of eye and limbs	20	20	-	1
Assault/wounds & blows	4,340	4,142	3,446	3,479
Assault causing sickness or incapacity for personal labour for > 20 days	89	139	66	61
Assault against member of the assembly or judicial officer or public functionary	209	177	189	154
Assault with aggravating circumstances (with corrosive substance, upon minors/mentally handicapped persons, etc.)	1	2	12	32
Assault with premeditation	16	15	42	33
<b>Sexual offences</b>	<b>128</b>	<b>91</b>	<b>155</b>	<b>190</b>
Rape	17	7	4	2
Sodomy	17	10	18	10
Bestiality	1	-	5	-
Attempt upon chastity	19	26	22	38
Sexual intercourse with minor under 16	60	39	59	96
Incest (sexual intercourse with a specified person)	8	4	-	-
Sollicits/importunes another person for immoral purpose	*	*	22	29
Sexual offences other	6	5	25	15
<b>Property offences</b>	<b>5,584</b>	<b>5,481</b>	<b>6,033</b>	<b>5,552</b>
<i>Fraud and dishonesty</i>	<i>541</i>	<i>711</i>	<i>894</i>	<i>813</i>
Forgery	127	198	251	219
Swindling	142	194	193	137
Making use of forged document	75	97	41	64
Swearing false affidavit	1	3	6	2
Issuing cheque without provision	170	194	220	200
Impersonation	3	-	2	3



**Table 2.2 (cont'd) - Convicted offences according to United Nations classification of offence:  
Republic of Mauritius, 2009 - 2012**

Offences	Number			
	2009	2010	2011 <sup>1</sup>	2012
<i>Fraud and dishonesty (cont'd)</i>				
Counterfeiting/possession/uttering of counterfeit bank notes	20	16	22	60
Forgery of passport/making use of forged passport	*	*	3	4
Extortion	*	*	1	-
Giving false evidence	*	*	4	-
Demanding money or property by threat of false accusation	*	*	9	5
Fraud and dishonesty other	*	*	132	110
<i>Offences under Prevention of Corruption Act (POCA)</i>				
Bribery by public official	-	-	3	6
Bribery of public official	-	4	2	2
Other offences under POCA	3	5	5	1
<b>Embezzlement</b>	<b>132</b>	<b>136</b>	<b>167</b>	<b>162</b>
<b>Theft</b>	<b>3,522</b>	<b>3,367</b>	<b>3,811</b>	<b>3,447</b>
<b>Robbery</b>	<b>1,128</b>	<b>1,222</b>	<b>1,182</b>	<b>1,074</b>
Larceny armed with offensive weapon	92	56	57	79
Larceny with violence by night breaking	117	73	81	128
Larceny with aggravating circumstances	326	326	171	56
Larceny by 2 or more individuals	488	662	775	719
Larceny on public road	105	105	98	92
<b>Burglary</b>	<b>246</b>	<b>171</b>	<b>406</b>	<b>446</b>
Larceny by night breaking	246	171	160	132
Larceny by day breaking	*	*	49	61
Larceny scaling	*	*	197	253
<b>Other theft (excluding automobile theft)</b>	<b>2,148</b>	<b>1,974</b>	<b>2,223</b>	<b>1,927</b>
Larceny by person in receipt of wages	265	248	313	251
Simple larceny	1,829	1,716	1,455	1,194
Larceny other	54	10	349	348
Attempt at larceny	*	*	106	134
<b>Other property offences</b>	<b>1,389</b>	<b>1,267</b>	<b>1,161</b>	<b>1,130</b>
Damages to property	691	637	538	549
Receiving and possession of stolen property	686	612	609	574
Arson	12	18	14	7
<b>Drug offences</b>	<b>2,693</b>	<b>2,803</b>	<b>2,656</b>	<b>2,394</b>
<b>Road traffic contraventions<sup>2</sup></b>	<b>71,721</b>	<b>80,053</b>	<b>73,073</b>	<b>88,217</b>
<b>Other contraventions</b>	<b>560</b>	<b>469</b>	<b>312</b>	<b>303</b>
<b>Other offences</b>	<b>12,387</b>	<b>11,632</b>	<b>11,715</b>	<b>13,197</b>
<i>of which offences under:</i>				
<i>Environment Protection Act</i>	<i>4,194</i>	<i>1,982</i>	<i>1,043</i>	<i>1,284</i>
<i>Food Act &amp; Public Health Act</i>	<i>495</i>	<i>731</i>	<i>1,289</i>	<i>1,531</i>
<i>Local Government Act</i>	<i>1,088</i>	<i>1,718</i>	<i>1,340</i>	<i>1,053</i>
<i>Information and Communication Technology Act</i>	<i>*</i>	<i>*</i>	<i>109</i>	<i>208</i>
<b>Total</b>	<b>97,801</b>	<b>105,085</b>	<b>97,778</b>	<b>113,695</b>

<sup>1</sup> Revised

<sup>2</sup> Exclude figures on fixed penalty notice

\* Not available. Prior to 2011, figures not collected separately/some classified under other offences

**Table 2.3 - Drug offences convicted by type, Republic of Mauritius, 2009 - 2012**

Drug offences	Number			
	2009	2010	2011 <sup>1</sup>	2012
<b>Heroin</b>	<b>339</b>	<b>198</b>	<b>347</b>	<b>284</b>
Importation	17	12	8	11
Possession	306	178	333	270
Dealing	16	8	6	3
<b>Gandia</b>	<b>504</b>	<b>415</b>	<b>565</b>	<b>510</b>
Importation	1	1	13	2
Possession	495	405	475	492
Dealing	8	9	14	2
Other (cultivation)	*	*	63	14
<b>Other drugs</b>	<b>1,850</b>	<b>2,190</b>	<b>1,744</b>	<b>1,600</b>
Importation	1	3	4	1
Possession	986	881	1,011	728
Consumption	237	341	299	410
Dealing	81	129	32	33
Other offences	545	836	398	428
<b>Total</b>	<b>2,693</b>	<b>2,803</b>	<b>2,656</b>	<b>2,394</b>

<sup>1</sup> Revised

\* Not available

**Table 2.4 - Juvenile convictions according to United Nations classification of offences, Republic of Mauritius, 2009 - 2012**

Offences	Number			
	2009	2010	2011	2012
<b>Assault and related offences</b>	<b>15</b>	<b>34</b>	<b>35</b>	<b>20</b>
<i>of which wounds &amp; blows/assault (simple)</i>	13	34	35	20
<b>Sexual offences</b>	<b>6</b>	<b>2</b>	<b>3</b>	<b>4</b>
<i>of which rape</i>	1	-	-	-
<i>sodomy</i>	2	-	3	4
<i>attempt upon chastity</i>	2	1	-	-
<b>Property offences</b>	<b>70</b>	<b>64</b>	<b>51</b>	<b>44</b>
Fraud and dishonesty	-	-	1	-
Theft	69	56	42	34
<i>Robbery</i>	30	32	14	12
<i>Burglary</i>	10	-	12	8
<i>Other theft (excluding automobile theft)</i>	29	24	16	14
Other property offences	1	8	8	10
<b>Drug offences</b>	<b>5</b>	<b>4</b>	<b>13</b>	<b>-</b>
<b>Road traffic contraventions</b>	<b>13</b>	<b>42</b>	<b>116</b>	<b>78</b>
<b>Other contraventions (disturbance)</b>	<b>2</b>	<b>1</b>	<b>-</b>	<b>-</b>
<b>Other offences</b>	<b>26</b>	<b>54</b>	<b>81</b>	<b>101</b>
<b>Total</b>	<b>137</b>	<b>201</b>	<b>299</b>	<b>247</b>

**Table 2.5 - Convicted offences involving adults and juveniles by outcome of judgment, Republic of Mauritius, 2009 - 2012**

Outcome of judgement	2009			2010			2011			2012		
	Adult	Juvenile	Total	Adult	Juvenile	Total	Adult	Juvenile	Total	Adult	Juvenile	Total
Imprisonment	2,942	..	2,942	3,314	..	3,314	3,407	..	3,407	3,066	..	3,066
Detention at RYC & CYC <sup>1</sup>	..	36	36	..	25	25	..	54	54	..	62	62
Fine <sup>2</sup>	92,514	57	92,571	99,559	134	99,693	91,872	217	92,089	108,100	179	108,279
Other <sup>3</sup>	2,208	44	2,252	2,011	42	2,053	2,200	28	2,228	2,282	6	2,288
<b>Total</b>	<b>97,664</b>	<b>137</b>	<b>97,801</b>	<b>104,884</b>	<b>201</b>	<b>105,085</b>	<b>97,479</b>	<b>299</b>	<b>97,778</b>	<b>113,448</b>	<b>247</b>	<b>113,695</b>
<i>of which contravention</i>	<i>72,266</i>	<i>15</i>	<i>72,281</i>	<i>80,479</i>	<i>43</i>	<i>80,522</i>	<i>73,269</i>	<i>116</i>	<i>73,385</i>	<i>88,442</i>	<i>78</i>	<i>88,520</i>
<b>Conviction rate<sup>4</sup> (excluding contravention)</b>	<b>19.9</b>	<b>1.0</b>	<b>18.2</b>	<b>19.1</b>	<b>1.3</b>	<b>17.5</b>	<b>20.8</b>	<b>1.5</b>	<b>19.0</b>	<b>21.3</b>	<b>1.4</b>	<b>19.5</b>

<sup>1</sup>Rehabilitation and Correctional Youth Centres

<sup>2</sup>Excluding fine paid under fixed penalty notice

<sup>3</sup>Includes Probation and Community Service Orders and conditional & absolute discharges

<sup>4</sup>Number of offences that led to convictions (as opposed to the number of persons convicted) per 1,000 population

.. Not applicable

**Table 2.6 - Court rooms by type of court, Republic of Mauritius, 2009 - 2012**

Court	Number			
	2009	2010	2011	2012
Supreme Court <sup>1</sup>	9	9	9	10
Family Court	2	2	2	2
Commercial Court	2	2	2	2
Intermediate Court	10	12	12	11
Industrial Court	2	2	2	2
Bail & Remand Court	1	1	1	1
District Courts (Island of Mauritius)	20	21	21	23
Court of Rodrigues	1	1	1	1
<b>Total</b>	<b>47</b>	<b>50</b>	<b>50</b>	<b>52</b>

<sup>1</sup>Only 9 of the 10 court rooms of the Supreme Court operational in 2012

**Table 2.7 - Staff of the Judiciary, Republic of Mauritius, 2011 & 2012**

Job Title	Number					
	2011			2012		
	Male	Female	Total	Male	Female	Total
Chief Justice	1	-	1	1	-	1
Senior Puisne Judge/Puisne Judge	11	8	19	12	7	19
Master & Registrar	1	-	1	-	1	1
Deputy Master and Registrar	1	-	1	1	-	1
President/Vice President	1	5	6	1	5	6
Senior Magistrate/Magistrate	17	24	41	17	28	45
Secretary to Chief Justice	1	-	1	1	-	1
Chief Registrar	1	-	1	1	-	1
Senior Registrar/Regional Court Administrator	6	-	6	6	-	6
Adviser	3	-	3	3	-	3
Chief Court Officer/Court Manager	22	-	22	18	-	18
Principal Court Officer	31	-	31	31	-	31
Senior Court Officer/Court Officer	56	86	142	62	80	142
Chief/Principal Court Usher	10	-	10	9	-	9
Senior Court Usher/Court Usher	56	5	61	53	6	59
Senior Law Librarian/Law Librarian	-	1	1	-	1	1
Senior Law Library/Law Library Officer/Assistant	-	7	7	1	8	9
Senior Transcriber	-	1	1	-	1	1
Audio Typist/Transcriber	-	7	7	-	9	9
<b>Total</b>	<b>218</b>	<b>144</b>	<b>362</b>	<b>217</b>	<b>146</b>	<b>363</b>

**Table 2.8 - Total expenditure of the Judiciary, Republic of Mauritius, 2008/2009 - 2012**

Year	Total expenditure (Rs Mn)		Total expenditure of the Judiciary as a percentage of total Government expenditure
	Judiciary	Government	
2008/2009	285	76,078	0.37
July to December 2009	166	40,321	0.41
2010	333	79,894	0.42
2011	411	87,816	0.47
2012	346	89,101	0.39

Source: Annual Report of the Accountant General

**SECTION 3**

**PRISON AND DETENTION  
STATISTICS**

**Table 3.1 - Daily average number of detainees<sup>1</sup>, Republic of Mauritius, 2009 - 2012**

Detainees	Number			
	2009	2010	2011	2012
<b>Daily average</b>	<b>2,279</b>	<b>2,400</b>	<b>2,615</b>	<b>2,690</b>
Convicts	1,566	1,590	1,665	1,705
Remand and trials	712	810	950	985
Civil debtors	1	-	-	-
<b>Imprisonment rate<sup>2</sup></b>	<b>179</b>	<b>186</b>	<b>203</b>	<b>208</b>

<sup>1</sup> Include detainees in Correctional Youth Centre (CYC) & exclude those in Rehabilitation Youth Centre (RYC)

<sup>2</sup> Rate per 100,000 population

**Table 3.2 - Prison occupancy level, Republic of Mauritius, 2012**

Prisons	Capacity (Number of beds)	Daily average number of detainees	Daily average occupancy level (%)
Beau - Bassin	1,034	1,398	135.2
New Wing	282	331	117.4
Riche-Lieu open prison	166	104	62.7
Grand River North West	249	352	141.4
Phoenix	24	8	33.3
Petit-Verger	228	252	110.5
Woman Prison, Beau - Bassin	118	142	120.3
Special Prison -Woman, Barkly	12	3	25.0
Correctional Youth Centre	43	27	62.8
Rodrigues prison	74	35	47.3
<b>Total</b>	<b>2,230</b>	<b>2,652</b>	<b>118.9</b>

**Table 3.3 - Convicts admission rate by age group, Republic of Mauritius, 2009 - 2012**

Age - group (years)	2009		2010		2011		2012	
	Number	Rate <sup>1</sup>	Number	Rate <sup>1</sup>	Number	Rate <sup>1</sup>	Number	Rate <sup>1</sup>
14 - 17	24	27.6	24	28.4	18	21.9	23	28.6
18 - 21	252	305.0	278	324.6	216	247.2	278	318.3
22 - 25	520	703.5	484	653.9	257	339.3	471	597.1
26 - 30	963	873.0	1,042	978.1	1,068	1060.4	614	638.4
31 - 35	748	729.4	702	665.2	787	720.6	695	621.8
36 - 50	1,020	358.1	1,042	364.5	1,055	367.9	847	295.0
Over 50	187	68.7	178	63.1	126	43.0	186	61.3
<b>Total</b>	<b>3,714</b>	<b>366.5</b>	<b>3,750</b>	<b>366.2</b>	<b>3,527</b>	<b>340.9</b>	<b>3,114</b>	<b>298.0</b>

<sup>1</sup>Rate per 100,000 population

**Table 3.4 - Convicts admitted to prisons according to United Nations classification of offences, Republic of Mauritius, 2009 - 2012**

Offences	Number			
	2009	2010	2011	2012
<b>Homicide and related offences</b>	<b>25</b>	<b>26</b>	<b>21</b>	<b>22</b>
<i>Intentional homicide</i>	9	7	5	8
Murder	4	5	2	1
Manslaughter	5	2	3	7
<i>Non intentional homicide</i>	16	19	16	14
Wounds & blows causing death without intention to kill	16	19	16	14
<b>Assault and related offences</b>	<b>209</b>	<b>262</b>	<b>224</b>	<b>208</b>
Wounds and blows	34	53	57	62
Assault	174	207	165	142
Assault with aggravating circumstances	-	1	-	-
Assault causing sickness	-	-	-	2
Assault an agent of civil authority	-	-	-	2
Assault a public functionary	1	1	-	-
Assault with a corrosive substance	-	-	1	-
Assault with premeditation	-	-	1	-
<b>Sexual offences</b>	<b>49</b>	<b>43</b>	<b>50</b>	<b>50</b>
Rape	5	6	6	2
Attempt upon chastity	13	16	16	19
Sodomy	11	4	5	2
Sexual intercourse with specified person	3	3	2	4
Sexual intercourse with minor under 16	16	14	20	23
Causing child to be sexually abused:accessing to a brothel:engaging in prostitution	1	-	1	-
<b>Property offences</b>	<b>2,603</b>	<b>2,415</b>	<b>2,067</b>	<b>2,050</b>
<i>Fraud and dishonesty</i>	886	817	733	705
Swindling	2	2	2	2
Possession of counterfeit bank notes	-	-	-	2
Issuing cheques without provision	2	1	1	-
Forgery	1	1	1	4
Embezzlement and related offences	881	813	729	697



**Tab 3.4 (cont'd) - Convicts admitted to prisons according to United Nations classifications of offences, Republic of Mauritius, 2009 - 2012**

Offences	Number			
	2009	2010	2011	2012
<i>Theft</i>	1,713	1,590	1,291	1,292
<i>Robbery</i>	536	469	470	496
Larceny with violence	78	51	81	49
Larceny on public road	3	3	-	3
Larceny armed with offensive weapon	46	48	54	56
Larceny two in number	405	367	334	388
Larceny with aggravated circumstances	2	-	1	-
Larceny with recidivism	2	-	-	-
<i>Burglary</i>	160	128	144	156
Larceny night breaking	82	59	61	102
Larceny scaling	2	-	-	2
Larceny breaking	76	69	83	52
<i>Other theft</i>	1,017	993	677	640
Larceny by persons on wages	-	3	3	-
Attempt at larceny	91	72	63	73
Simple Larceny	829	804	537	565
Larceny with averment of persistent offender	1	-	-	-
Larceny & possession of stolen property	96	114	74	2
<i>Other property offences</i>	4	8	43	53
Damaging property by band	-	1	28	-
Possession of stolen property	1	4	7	53
Arson	3	3	8	-
<b>Drug related offences</b>	<b>687</b>	<b>653</b>	<b>581</b>	<b>514</b>
<b>Other offences</b>	<b>141</b>	<b>351</b>	<b>584</b>	<b>270</b>
<i>of which non-payment of fine for drunkenness and disorder</i>	79	87	232	163
<b>Total</b>	<b>3,714</b>	<b>3,750</b>	<b>3,527</b>	<b>3,114</b>

**Table 3.5 - Convicts admitted for drug offences by type, Republic of Mauritius, 2009 - 2012**

Drug offences	Number			
	2009	2010	2011	2012
<b>Heroin</b>	<b>173</b>	<b>118</b>	<b>108</b>	<b>60</b>
Importation	6	5	8	6
Possession	151	99	84	45
Consumption	6	4	5	3
Dealing	9	10	11	6
Other	1	-	-	-
<b>Gandia</b>	<b>71</b>	<b>122</b>	<b>119</b>	<b>50</b>
Importation	2	1	5	1
Cultivation	11	16	21	12
Possession	53	97	88	21
Consumption	1	1	1	2
Dealing	4	7	4	14
Other	-	-	-	-
<b>Other drugs</b>	<b>443</b>	<b>413</b>	<b>354</b>	<b>404</b>
Importation	-	1	-	5
Possession	313	337	299	218
Dealing	129	67	47	176
Other	1	8	8	5
<b>Total</b>	<b>687</b>	<b>653</b>	<b>581</b>	<b>514</b>

**Table 3.6 - Adults convicts admitted and number of previous imprisonment, Republic of Mauritius, 2009 - 2012**

Number	2009			2010			2011			2012		
	Male	Female	Total	Male	Female	Total	Male	Female	Total	Male	Female	Total
No previous	541	65	606	524	50	574	208	67	275	262	59	321
One	464	15	479	491	23	514	249	20	269	377	19	396
Two or more	2,562	43	2,605	2,596	42	2,638	2,926	39	2,965	2,325	49	2,374
<b>Total</b>	<b>3,567</b>	<b>123</b>	<b>3,690</b>	<b>3,611</b>	<b>115</b>	<b>3,726</b>	<b>3,383</b>	<b>126</b>	<b>3,509</b>	<b>2,964</b>	<b>127</b>	<b>3,091</b>

**Table 3.7 - Convicts admitted to prisons by length of sentence, Republic of Mauritius, 2009 - 2012**

Length of sentence	Number			
	2009	2010	2011	2012
< 1 month	907	930	931	461
1 - 3 months	579	495	391	666
4 - 6 months	303	313	328	317
7 - 18 months	277	249	311	307
19 months to less than 2 years	79	81	93	117
Two years and over	175	230	255	224
Life sentence	-	-	-	-
Undefined (fine defaulters <sup>1</sup> )	1,394	1,452	1,218	1,022
<b>Total</b>	<b>3,714</b>	<b>3,750</b>	<b>3,527</b>	<b>3,114</b>

<sup>1</sup> Fine defaulters are convicts sentenced to imprisonment for non-payment of fines; they either stay in prison according to the amount owed or are released as soon as they pay the fines.

**Table 3.8 - Fine defaulters admitted to prisons by amount of fine due, Republic of Mauritius, 2009 - 2012**

Amount of fine (Rs)	Number			
	2009	2010	2011	2012
< 1,001	286	224	143	100
1,001 - 5,000	707	822	614	509
5,001 -10,000	221	212	203	172
10,001 - 20,000	90	87	92	65
20,001 - 25,000	40	16	14	24
25,001 - 60,000	18	42	74	82
60,001 & over	32	49	78	70
<b>Total</b>	<b>1,394</b>	<b>1,452</b>	<b>1,218</b>	<b>1,022</b>

**Table 3.9 - Fine defaulters admitted to prisons by offences, Republic of Mauritius, 2011 & 2012**

Offences	Number	
	2011	2012
<b>Non intentional homicide</b>	<b>1</b>	<b>-</b>
<b>Assault and related offences</b>	<b>121</b>	<b>112</b>
Serious assaults	11	10
Simple assault/wounds and blows	110	102
<b>Sexual offences</b>	<b>3</b>	<b>6</b>
Soliciting for immoral act	3	6
<b>Property offences</b>	<b>190</b>	<b>125</b>
<i>Fraud and dishonesty</i>	<i>12</i>	<i>22</i>
Forgery and making use of forged document/passport	6	9
Issuing cheque without provision	3	2
Swindling	-	2
Other fraud	3	9
<i>Embezzlement</i>	<i>4</i>	<i>2</i>
<i>Theft</i>	<i>174</i>	<i>101</i>
Robbery	8	7
Burglary	-	1
Other theft	166	93
<b>Drug offences</b>	<b>363</b>	<b>326</b>
Drug dealing	10	25
Possession of drugs	341	255
Selling dangerous drug for personal consumption	7	23
Smoking cannabis	5	23
<b>Road traffic contraventions</b>	<b>241</b>	<b>174</b>
<b>Other offences</b>	<b>299</b>	<b>279</b>
of which non payment of fine for drunkenness and disorder	86	58
<b>Total</b>	<b>1,218</b>	<b>1,022</b>

**Table 3.10 - Juvenile detainees in Correctional Youth Centre, Republic of Mauritius, 2009 - 2012**

Detainees	Number			
	2009	2010	2011	2012
<b>Daily average</b>	<b>24</b>	<b>24</b>	<b>25</b>	<b>29</b>
Convicts	7	6	5	6
Remand	17	18	20	23
<b>Admission</b>	<b>162</b>	<b>153</b>	<b>167</b>	<b>159</b>
Convicts	24	24	18	23
Remand	138	129	149	136

**Table 3.11 - Juvenile convicts admitted to Correctional Youth Centre by type of offences, Republic of Mauritius, 2009 - 2012**

Offences	Number			
	2009	2010	2011	2012
Assault and related offences	-	1	1	1
Sexual offences	3	1	1	1
<i>of which rape</i>	<i>1</i>	-	-	-
Theft	17	14	14	18
Other	4	8	2	3
<b>Total</b>	<b>24</b>	<b>24</b>	<b>18</b>	<b>23</b>

**Table 3.12 - Juvenile detainees admitted to Rehabilitation Youth Centre by sex, Republic of Mauritius, 2009 - 2012**

Detainees	Number											
	2009			2010			2011			2012		
	Male	Female	Total	Male	Female	Total	Male	Female	Total	Male	Female	Total
Convicts	5	8	13	6	10	16	9	21	30	12	21	33
Remand	53	34	87	48	56	104	71	60	131	61	62	123
<b>Total</b>	<b>58</b>	<b>42</b>	<b>100</b>	<b>54</b>	<b>66</b>	<b>120</b>	<b>80</b>	<b>81</b>	<b>161</b>	<b>73</b>	<b>83</b>	<b>156</b>

**Table 3.13 - Juvenile convicts admitted to Rehabilitation Youth Centre by sex and type of offences, Republic of Mauritius, 2009 - 2012**

Offences	Number											
	2009			2010			2011			2012		
	Male	Female	Total	Male	Female	Total	Male	Female	Total	Male	Female	Total
Sexual offences	1	-	1	1	-	1	2	-	2	-	-	-
Theft	1	-	1	1	1	2	1	1	2	-	-	-
Children/juveniles beyond control	1	6	7	4	9	13	4	19	23	8	5	13
Other	2	2	4	-	-	-	2	1	3	4	16	20
<b>Total</b>	<b>5</b>	<b>8</b>	<b>13</b>	<b>6</b>	<b>10</b>	<b>16</b>	<b>9</b>	<b>21</b>	<b>30</b>	<b>12</b>	<b>21</b>	<b>33</b>

**Table 3.14 - Staff of the Mauritius Prisons Services, Island of Mauritius, 2010 - 2012**

Job title	Number								
	2010			2011			2012		
	Male	Female	Total	Male	Female	Total	Male	Female	Total
Commissioner of Prisons/Deputy Commissioner of Prisons	4	-	4	4	-	4	5	-	5
Assistant Commissioner of Prisons	3	1	4	3	1	4	4	1	5
Senior Superintendent /Superintendent of Prisons	15	1	16	14	1	15	17	1	18
Assistant Superintendent of Prisons	22	2	24	22	2	24	50	4	54
Principal Prisons Officer	103	6	109	112	6	118	108	6	114
Prisons Officer	695	55	750	723	58	781	741	69	810
Senior Officer Cadet	5	-	5	5	-	5	5	-	5
Chief/Senior/Principal/Prisons Welfare Officer	12	1	13	12	1	13	12	1	13
<b>Total</b>	<b>859</b>	<b>66</b>	<b>925</b>	<b>895</b>	<b>69</b>	<b>964</b>	<b>942</b>	<b>82</b>	<b>1,024</b>

**Table 3.15 - Staff of the Rehabilitation Youth Centre, Island of Mauritius, 2011 & 2012**

Job title	Number					
	2011 <sup>1</sup>			2012 <sup>1</sup>		
	Male	Female	Total	Male	Female	Total
Superintendent	1	-	1	1	-	1
Assistant Superintendent	1	-	1	1	-	1
Chief Officer	2	1	3	1	1	2
Principal Officer	4	2	6	3	2	5
Senior Officer	7	4	11	8	4	12
Officer	16	14	30	13	14	27
<b>Total</b>	<b>31</b>	<b>21</b>	<b>52</b>	<b>27</b>	<b>21</b>	<b>48</b>

<sup>1</sup> Revised

**Table 3.16 - Total expenditure of the Prisons, Island of Mauritius, 2008/2009 - 2012**

Year	Total expenditure (Rs Mn)		Total expenditure of Prisons as a percentage of total Government expenditure
	Prisons	Government	
2008/2009	408	76,078	0.54
July - December 2009	245	40,321	0.61
January - December 2010	654	79,894	0.82
January - December 2011	822	87,816	0.94
January - December 2012	1,088	89,101	1.22



**SECTION 4**

**PROBATION STATISTICS**

**Table 4.1 - Offenders sentenced with probation orders, Republic of Mauritius, 2009 - 2012**

Offenders	Number											
	2009			2010			2011			2012		
	Male	Female	Total	Male	Female	Total	Male	Female	Total	Male	Female	Total
Adult	417	80	497	320	70	390	254	31	285	155	57	212
Juvenile	77	3	80	85	8	93	52	1	53	46	4	50
<b>Total</b>	<b>494</b>	<b>83</b>	<b>577</b>	<b>405</b>	<b>78</b>	<b>483</b>	<b>306</b>	<b>32</b>	<b>338</b>	<b>201</b>	<b>61</b>	<b>262</b>

**Table 4.2 - Offenders sentenced with probation orders according to United Nations classification of offences, Republic of Mauritius, 2009 - 2012**

Offences	Number			
	2009	2010	2011	2012
<b>Assault and related offences</b>	<b>111</b>	<b>79</b>	<b>46</b>	<b>31</b>
Wounds and blows	56	43	11	14
Assault	55	36	35	17
<b>Sexual offences</b>	<b>7</b>	<b>10</b>	<b>4</b>	<b>2</b>
Attempt upon chastity	3	3	3	-
Sexual intercourse with minor under 16	4	7	1	2
<b>Property offences</b>	<b>385</b>	<b>341</b>	<b>246</b>	<b>190</b>
<i>Fraud and dishonesty</i>	25	20	9	4
Making use of forged documents	3	4	4	1
Issuing cheque without provision	14	9	4	3
Swindling	1	3	1	-
Possession of counterfeit bank notes	2	-	-	-
False and malicious denunciation in writing	5	4	-	-
<i>Embezzlement</i>	11	6	2	6
<i>Theft</i>	305	281	203	152
<i>Robbery</i>	113	114	90	46
Larceny armed with offensive weapon	2	2	2	6
Larceny by two or more individuals	95	86	75	38
Larceny on public road	3	2	1	-
Other larcenies with aggravating circumstances	13	24	12	2
<i>Burglary</i>	25	21	15	20
Larceny night breaking	10	9	5	9
Larceny scaling	13	11	9	11
Larceny false key	2	1	1	-
<i>Other theft</i>	167	146	98	86
Larceny by servant or any person in receipt of wages	65	56	47	32
Attempt at larceny	13	7	5	11
Other simple larcenies	89	78	44	41
Praedial larceny	-	5	2	2
<i>Other property offences</i>	44	34	32	28
Receiving and possession of stolen property	43	32	31	24
Arson	1	2	1	1
Criminal damage to property	-	-	-	3
<b>Drug offences</b> <sup>1</sup>	<b>3</b>	<b>3</b>	<b>1</b>	<b>2</b>
<b>Other offences</b>	<b>71</b>	<b>50</b>	<b>41</b>	<b>37</b>
<b>Total</b>	<b>577</b>	<b>483</b>	<b>338</b>	<b>262</b>

<sup>1</sup> Include possession of drugs and articles

**Table 4.3 - Offenders subjected to community service work, Republic of Mauritius, 2009 - 2012**

Offenders	Number			
	2009	2010	2011	2012
Male	238	317	331	449
Female	36	34	36	38
<b>Total</b>	<b>274</b>	<b>351</b>	<b>367</b>	<b>487</b>

**Table 4.4 - Staff of the Probation and After-care Service, Republic of Mauritius, 2011 & 2012**

Job title	Number					
	2011			2012 <sup>1</sup>		
	Male	Female	Total	Male	Female	Total
Commissioner/Deputy Commissioner of Probation	2	-	2	2	-	2
Assistant Commissioner	1	2	3	1	2	3
Principal Probation Officer	7	5	12	7	6	13
Senior Probation Officer	10	8	18	10	9	19
Probation Officer	6	28	34	3	27	30
Psychologist	-	1	1	-	1	1
<b>Total</b>	<b>26</b>	<b>44</b>	<b>70</b>	<b>23</b>	<b>45</b>	<b>68</b>

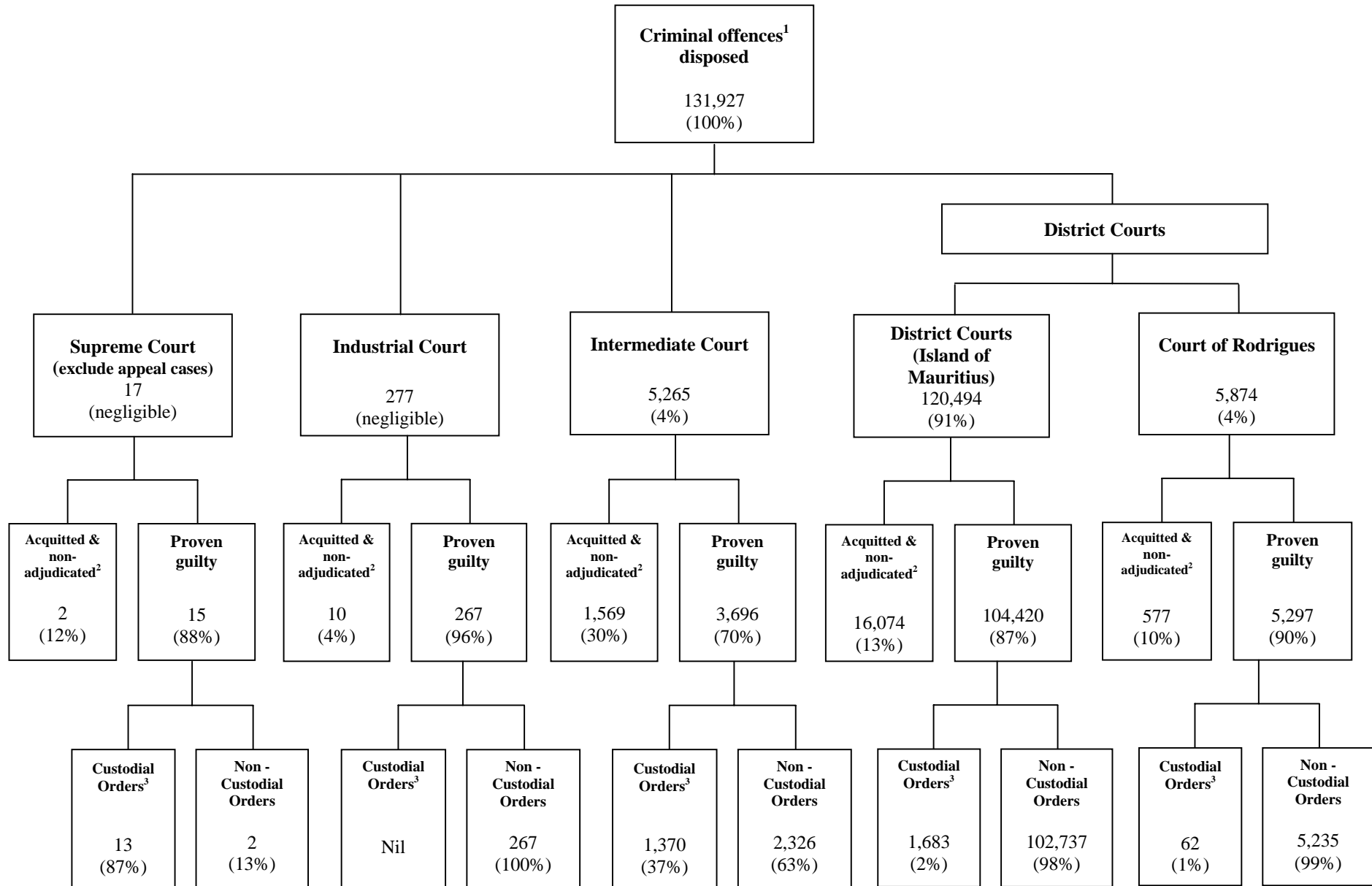
<sup>1</sup> Revised**Table 4.5 - Total expenditure of the Probation and After-care Service, Republic of Mauritius, 2007/2008 - 2012**

Year	Total expenditure (Rs Mn)		Total expenditure of Probation as a percentage of total Government expenditure
	Probation	Government	
2007/2008	22	64,410	0.03
2008/2009	24	76,078	0.03
January - December 2010	43	79,894	0.05
January - December 2011	45	87,816	0.05
January - December 2012 <sup>1</sup>	49	89,101	0.05

<sup>1</sup> Revised

# **ANNEX**

**Summary of criminal offences disposed, Republic of Mauritius, 2012**

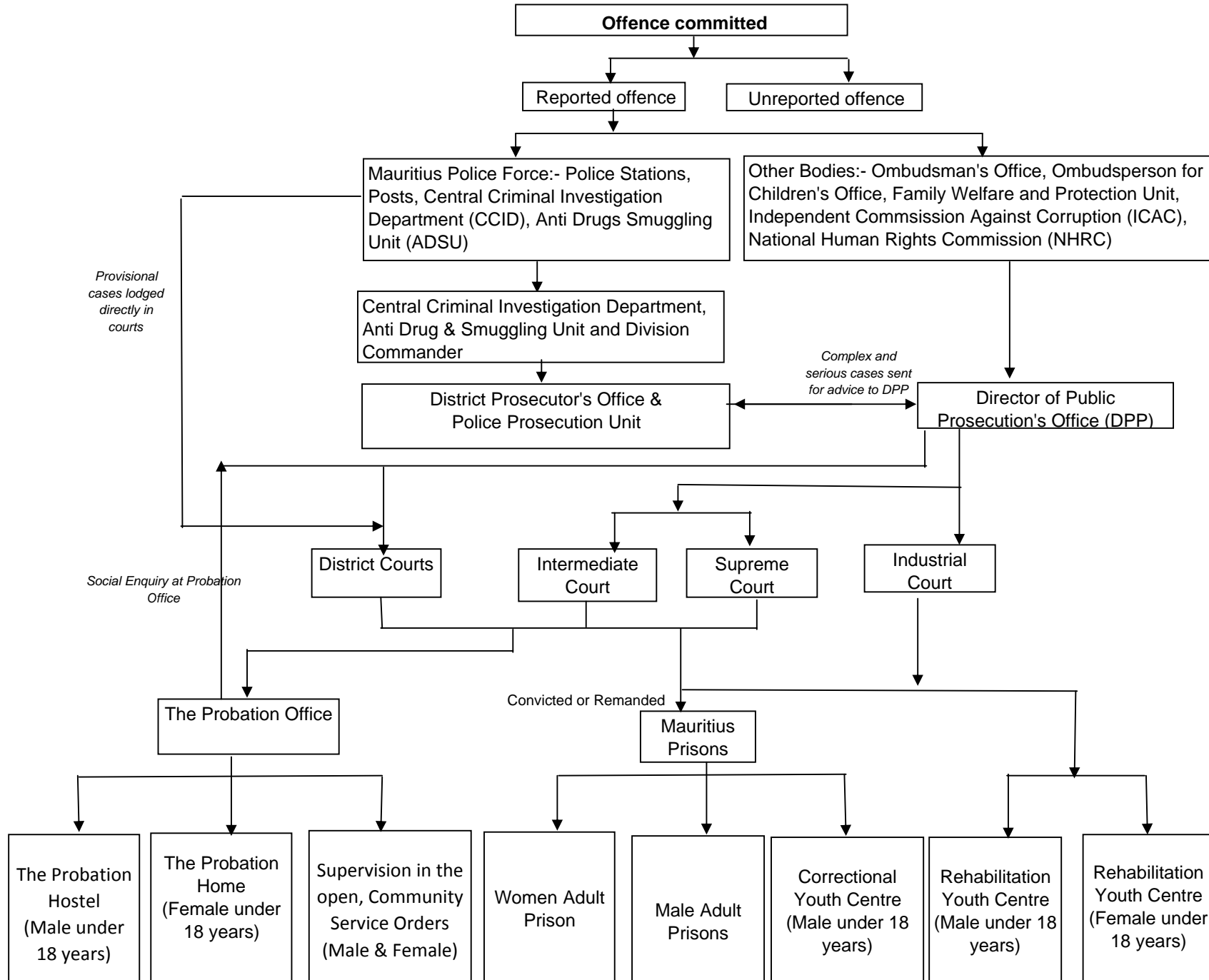


<sup>1</sup> Offences by number of person

<sup>2</sup> Acquitted means dismissed and non-adjudicated means struck out & Nolle Prosequi

<sup>3</sup> Custodial Orders comprise imprisonment and detention in Rehabilitation & Correctional Youth Centres

# The National Criminal Chart, Republic of Mauritius



## GLOSSARY

1. **Absolute discharge** is complete and unconditional release.
2. **Admission rate** is defined as the number of people admitted to prison in a given year per 100,000 mid-year population.
3. **Assault** is defined as physical attack against the body of another person.
4. **Acquitted** means dismissed.
5. **Burglary** is defined as unlawful entry into someone else's premises with the intention to commit a theft.
6. **Community Service Order** is a sentence requiring an offender to perform unpaid community work.
7. **Conditional discharge** is a sentence whereby an offender is released under certain conditions, e.g., regular reporting to police stations for a specified period of time.
8. **Contraventions (least serious offences)** are defined as offences that are punishable by:
  - (a) imprisonment for a term not exceeding 10 days;
  - (b) fine not exceeding 5,000 rupees.
9. **Crimes (most serious offences)** are defined as offences that are punishable by:
  - (a) penal servitude;
  - (b) fine exceeding 5,000 rupees.
10. **Criminal case** is a case dealing with an offender indicted for a public offence.
11. **Detainee** is referred to as any person confined to prison and is classified as follows:
  - (a) **Convict:** person sentenced to imprisonment.
  - (b) **Person on remand and trial:** person charged for an offence with a court of law and awaiting judgment.
12. **Drug offences** are as spelt out under the Dangerous Drug Act 2000. They relate mainly to drugs like ganja, heroin, hashish, opium, cocaine and other psychotropic substances.
13. **Embezzlement** is defined as the wrongful appropriation of another person's property that is already in the possession of the person doing the appropriating.



14. **Fine defaulters** are convicts sentenced to imprisonment for non-payment of fines; they either stay in prison for a specified period or are released as soon as they pay the fines.
15. **Fraud** is defined as the acquisition of another person's property by deception.
16. **Intentional homicide** is defined as death deliberately inflicted on a person by another person, including infanticide and abortion.
17. **Juvenile** is defined as person aged below 18 years.
18. **Juvenile delinquency rate** is defined as the number of juvenile offenders involved in offences (excluding contraventions) per 1,000 juvenile population.
19. **Misdemeanours (less serious offences)** are defined as offences that are punishable by:
  - (a) imprisonment for a term exceeding 10 days;
  - (b) fine exceeding 5,000 rupees.
20. **Non-adjudicated** is the formal withdrawal of charge(s) by the Police, Director of Public Prosecutions or Attorney-General or by the courts; it includes nolle prosequi and struck out.
21. **Property offence** includes theft, fraud, embezzlement, damage to property, and illegal possession of property and stolen goods.
22. **Prison occupancy level** is defined as the prison population divided by the prison capacity (number of beds).
23. **Probation order** is a sentence whereby an offender is placed under the supervision of a probation officer for a period not less than one nor more than three years.
24. **Robbery** is defined as the theft of property from a person, overcoming resistance by force or threat of force.
25. **Sexual offence** is defined as sexual intercourse or assault without valid consent.
26. **Theft** is defined as the removal of property without the property owner's consent.
27. **Victim** is referred to as a person who has been affected by an unlawful offence committed by another person.