

Vol. 12

REPUBLIC OF MAURITIUS

Ministry of Finance and Economic Empowerment

CENTRAL STATISTICS OFFICE

**DIGEST OF
BUSINESS ACTIVITY STATISTICS**

FINANCIAL YEAR 2008/2009

April 2010

(Price Rs. 50.00)

DIGEST OF
BUSINESS ACTIVITY STATISTICS
FINANCIAL YEAR 2008/2009

Business Activity Statistics – Financial Year 2008/2009

Foreword

This is the twelfth issue of a regular publication of the Central Statistics Office on business activity statistics.

Data refer to business activities undertaken in the island of Mauritius, which are either licensed with the local authorities (municipalities and district councils) or registered with the appropriate organisations such as the Medical Council, the Ministry of Education, Culture and Human Resources, the National Transport Authority, etc. However, all agricultural related activities, except those in the manufacture of food products, are not covered.

The business activities have been coded according to the National Standard Industrial Classification of All Economic Activities (NSIC) which is an adapted version of the International Standard Industrial Classification of All Economic Activities (ISIC) Rev. 3, 1990.

It is hoped that this report will be of valuable help to the public in general and to planners and policy makers in particular.

The co-operation and assistance of the local authorities, professional councils and other organisations are gratefully acknowledged.

Cheung Kai Suet Li Fa (Ms)
Ag. Director of Statistics

Central Statistics Office
Ministry of Finance and Economic Empowerment
Port Louis
April 2010

CONTENTS

LIST OF TABLES

		Page
Table 1	- Evolution of licences between July 2008 and June 2009	11
1.1	- Licences by industry group and district as at June 2009	12
1.2a	- Licences by industry group as at June 2008 and 2009 - Manufacturing	13
1.2b	- Licences by industry group as at June 2008 and 2009 - Electricity, Gas and Water Supply	14
1.2c	- Licences by industry group as at June 2008 and 2009 - Construction	14
1.2d	- Licences by industry group as at June 2008 and 2009 - Hotels and Restaurants	14
1.2e	- Licences by industry group as at June 2008 and 2009 - Wholesale and retail trade; Repair of motor vehicles, motorcycles and personal and household goods	15
1.2f	- Licences by industry group as at June 2008 and 2009 - Transport, storage and communications	16
1.2g	- Licences by industry group as at June 2008 and 2009 - Financial intermediation; Real estate & business activities	17
1.2h	- Licences by industry group as at June 2008 and 2009 - Education; Health and Social work; Community, social and personal service activities	18
2	- Registrations by industry group and district as at June 2009	19
3	- Licences and registrations by industry group as at June 2009	20
3.1	- Evolution of licences & registrations, June 2000 – 2009	22
3.2a	- Licences and registrations by industry group as at June 2009 - Manufacturing	23
3.2b	- Licences and registrations by industry group as at June 2009 - Electricity, Gas and Water Supply	24

3.2c	-	Licences and registrations by industry group as at June 2009 - Construction	24
3.2d	-	Licence and registrations by industry group as at June 2009 - Hotels and Restaurants	24
3.2e	-	Licences and registrations by industry group as at June 2009 - Wholesale and retail trade; Repair of motor vehicles, motorcycles and personal and household goods	25
3.2f	-	Licences and registrations by industry group as at June 2009 - Transport, storage and communications	26
3.2g	-	Licences and registrations by industry group as at June 2009 - Financial intermediation; Real estate & business activities	27
3.2h	-	Licences and registrations by industry group as at June 2009 - Education; Health and Social work; Community, social and personal service activities	28
4	-	Net changes in licences and registrations by industry group, June 2008 to June 2009	29
5.1	-	Licences and registrations by industry group and region as at June 2009 - All sections	30
5.2a	-	Licences and registrations by industry group and region as at June 2009 - Manufacturing	31
5.2b	-	Licences and registrations by industry group and region as at June 2009 - Electricity, Gas and Water Supply	32
5.2c	-	Licences and registrations by industry group and region as at June 2009 – Construction	32
5.2d	-	Licences and registrations by industry group and region as at June 2009 - Hotels and Restaurants	32
5.2e	-	Licences and registrations by industry group and region as at June 2009 - Wholesale and retail trade; Repair of motor vehicles, motorcycles and personal and household goods	33
5.2f	-	Licences and registrations by industry group and region as at June 2009 - Transport, storage and communications	34
5.2g	-	Licences and registrations by industry group and region as at June 2009 - Financial intermediation; Real estate and business activities	35

5.2h	-	Licences and registrations by industry group and region as at June 2009 - Education; Health & Social work; Community, social and personal service activities	36
6.1	-	Licences and registrations by industry group and district as at June 2009	37
6.2a	-	Licences and registrations by industry group and district as at June 2009 - Manufacturing	39
6.2b	-	Licences and registrations by industry group and district as at June 2009 - Electricity, Gas and Water Supply	40
6.2c	-	Licences and registrations by industry group and district as at June 2009 - Construction	40
6.2d	-	Licences and registrations by industry group and district as at June 2009 - Hotels and Restaurants	40
6.2e	-	Licences and registrations by industry group and district as at June 2009 - Wholesale and retail trade; Repair of motor vehicles, motorcycles and personal & household goods	41
6.2f	-	Licences and registrations by industry group and district as at June 2009 - Transport, storage and communications	42
6.2g	-	Licences and registrations by industry group and district as at June 2009 - Financial intermediation; Real estate and business activities	43
6.2h	-	Licences and registrations by industry group and district as at June 2009 - Education; Health and social work; Community, social and personal service activities	44

ILLUSTRATIONS

Figure 1	-	Total number of licences and registrations by industry group as at June 2009	21
Figure 2	-	Evolution of licences & registrations, June 2000 - 2009	22
Figure 3	-	Licences and registrations by district as at June 2009	38

Technical Notes

1. General

Data compiled in this publication provide the information on demography and trend of business activities in the different economic sectors of the country.

2. Concepts and Coverage

An operator is required to obtain a licence from the Municipal or District Councils or to register with the appropriate Ministry or organisations (e.g Ministry of Education, Culture and Human Resources, the Medical Council, the National Transport Authority, the Tourism Authority, etc.) in order to operate. Statistics published in this report pertain only to activities that are either licensed or registered. However, all agricultural related activities, except those in the manufacture of food products, are not covered.

Statistics on licences relate to the number of licences as delivered by the local authorities. Similarly statistics on registrations are those as registered with the appropriate Ministries or organisations. In some cases, an operator may hold both a licence and a registration certificate. To avoid double counting, while compiling statistics on both licences and registrations, such activities have been accounted for in registration only. For example the owner of a bus, besides registering his vehicle with the National Transport Authority may also hold a licence issued by a district council. In the table giving figures for both licences and registrations, the activity of the bus owner is accounted for in registration only.

3. Classification and presentation of data

To cater for the wide range and diverse business activities and for classification purposes, each activity has been assigned an activity code according to the **National Standard Industrial classification of Economic Activities (NSIC)**, which is an adapted version of the International Standard Industrial Classification (ISIC), Rev. 3, 1990.

The NSIC consists of 5 levels of classification namely:

Level 1	Section:	17 sections identified by one of the letters A to Q
Level 2	Division:	56 divisions identified by the first 2 digits
Level 3	Group:	151 groups identified by the first 3 digits
Level 4	Classes:	302 classes identified by the first 4 digits
Level 5	Sub-classes:	548 sub-classes identified by the 5 digits

The 17 sections are as follows:

Section	Description	Division
A	Agriculture, Hunting & Forestry	01 and 02
B	Fishing	05
C	Mining & Quarrying	14
D	Manufacturing	15 – 37
E	Electricity, Gas & Water supply	40 and 41
F	Construction	45
G	Wholesale and Retail trade; Repair of motor vehicles, motorcycles & personal and households goods	50 – 52
H	Hotels and Restaurants	55
I	Transport, Storage & Communications	60 – 64
J	Financial Intermediation	65 – 67
K	Real Estate, Renting & Business activities	70 – 74
L	Public administration & Defence; Compulsory Social security	75
M	Education	80
N	Health & Social work	85
O	Other Community, Social & Personal service activities	90 – 93
P	Private households with employed persons	95
Q	Extra-territorial organisations & bodies	99

3. Data sources

Licences: - Municipalities and District Councils

Registrations: - National Transport Authority (Public transport)

- Ministry of Education, Culture and Human Resources
(Private schools)

- Judicial Department (Legal activities)

- Professional Councils (Medical Practitioners, Dentists,
Architects, etc.)

- Customs Department (Freeport companies)

- Financial Services Commission (Offshore companies)

- The Police Department (Driving schools)

- Tourism Authority

- Beach Authority

Business Activity Statistics, July 2008 - June 2009

Introduction

Statistics on business activities undertaken in the Island of Mauritius are compiled mainly from administrative records. They cover activities which are either licensed with the local authorities (registered with the appropriate municipalities and district councils) or organisations such as the Medical and Dental Council, the National Transport Authority, the Tourism Authority, etc. All agricultural activities are presently excluded.

It is to be noted that statistics on business activity presented in this publication refer to the total number of licensed or registered activities and not to the total number of operation units or enterprises.

With the coming into operation of the Business Registration and Business Facilitation Acts on the 1st of October 2006 and amendments brought to various regulations, several trades have been grouped under different clusters. As a result, an operator may carry out several activities grouped within the same cluster without having to hold separate licences.

Consequently, statistics on licences and registrations collected prior to 1st October 2006 are not strictly comparable with those collected after that date. Care should therefore be taken when comparing figures presented in this publication with figures published prior to October 2006.

2. Evolution of licences between July 2008 and June 2009

The total number of licences as at June 2009 worked out to 94,606, representing an increase of 6% over the figure of 89,597 as at end of June 2008 (Table 1). During the

period July 2008 to June 2009, 7,653 new licences were issued, the majority of which (4,947 or 65%) was in the industry group 'Wholesale and retail trade; repair of motor vehicles, personal and household goods'. For the period under review 2,644 licences were cancelled.

Table 1.1 gives the distribution of licences by industry group and district.

3. Registrations by industry group

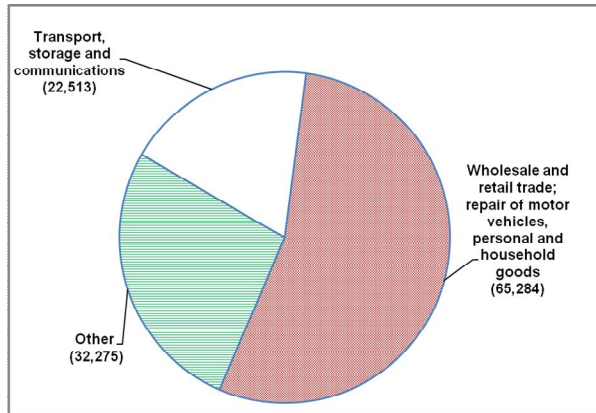
The number of registered activities increased by 7% from 29,591 in June 2008 to reach 31,618 in June 2009 (Table 3). This represents an increase of 2,027 activities of which 658 (32%) were from the industry group 'Transport, storage and communications', 564 (28%) from the industry group 'Hotels and restaurants' and 421 (21%) from the group 'Real estate, renting and business activities'.

4. Adjusted licences and registrations

Table 4 shows the total number of licensed and registered activities as at June 2009, adjusted for double counting. Activities which are both licensed and registered are included in registrations only.

The total number of adjusted licensed and registered activities went up by 6% from 113,054 in June 2008 to 120,076 in June 2009. An analysis by industry group, shows that the majority of activities (65,284 or 54%) falls under the group 'Wholesale and retail trade; repair of motor vehicles, personal and household goods', followed by 'Transport, storage and communications' with 22,513 activities (19%).

Fig.1: Number of licences and registrations by industry group as at June 2009



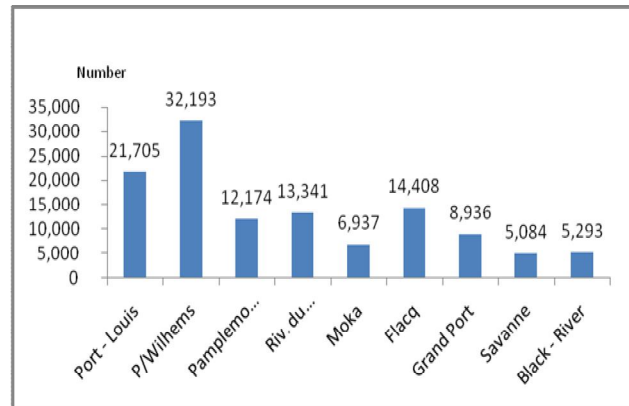
5. Distribution of adjusted licences and registrations by industry group and region

Table 5.1 shows the distribution of adjusted licensed and registered activities by industry group and region (urban and rural). The number of activities was slightly higher (55%) in rural areas compared to urban ones. Activities predominant in the rural regions were from the industry groups ‘Other community, social and personal service activities’ (66%) and ‘Hotels and restaurants’ (65%). On the other hand, activities pertaining to the following industry groups were found mostly in the urban areas: ‘Health and social work’ (74%), ‘Real estate, renting and business activities’ (62%) and ‘Education’ (56%).

6. Distribution of adjusted licences and registrations by activity, district and industry group

Table 6.1 shows that the district of Plaines Wilhems accounted for the highest number of licensed and registered activities (32,198 or 27%), followed by the district of Port Louis (21,705 or 18%) whilst the district of Savanne had the smallest number with 5,084 or 4% of activities.

Fig.2: Licences and registrations by district as at June 2009



7. Licences and registrations by activity, district and industry group

Tables 6.2a to 6.2h give a breakdown of the licensed and registered activities for the different industry groups, by activity and district.

Central Statistics Office
Ministry of Finance and Economic Empowerment
Port-Louis
Mauritius

April 2010

Contact Persons

Mr S. Haulcooree
 Statistician

Mr D.Venkatasawmy
 Senior Statistical officer
 Central Business Register Unit

Tel: 212 2316/17

Fax: 211 4150

Email: csso_cbr@mail.gov.mu

Website: <http://statsmauritius.gov.mu>

Table 1 - Evolution of licences between July 2008 and June 2009

NSIC	Activity	Number			
		2008 ¹ (as at June)	July 2008 to June 2009		2009 ¹ (as at June)
			Issued	Cancelled	
	Total	89,597	7,653	2,644	94,606
C	Mining and quarrying	5	0	0	5
D	Manufacturing	6,717	714	224	7,207
E	Electricity, gas and water supply	1	0	0	1
F	Construction	1,333	248	33	1,548
G	Wholesale and retail trade; repair of motor vehicles, motorcycles, personal and household goods	60,936	4,947	1,744	64,139
H	Hotels and restaurants	5,163	527	212	5,478
I	Transport, storage and communications	5,606	40	27	5,619
J	Financial intermediation	469	56	23	502
K	Real estate, renting and business activities	3,907	583	188	4,302
M	Education	453	2	4	451
N	Health and social work	324	36	10	350
O	Other community, social and personal service activities	4,683	500	179	5,004

¹ Revised

Table 1.1 - Licences by industry group and district as at June 2009¹

											Number
NSIC	Industry group	Port - Louis	Plaines Wilhems	Pamplém ousses	Riv. du Rempart	Moka	Flacq	Grand Port	Savanne	Black - River	All districts
	Total	16,981	25,821	8,295	9,632	5,416	11,300	8,140	4,384	4,637	94,606
C	Mining and quarrying	0	0	0	0	0	0	0	0	5	5
D	Manufacturing	1,223	2,187	673	606	419	770	590	387	352	7,207
E	Electricity, gas and water supply	0	0	0	0	0	0	1	0	0	1
F	Construction	180	612	92	60	109	229	135	74	57	1,548
G	Wholesale and retail trade; repair of motor vehicles, personal and household goods	11,553	17,546	6,112	7,188	3,791	7,958	4,875	2,509	2,606	64,138
H	Hotels and restaurants	755	1,423	527	593	335	724	544	302	276	5,479
I	Transport, storage and communications	980	1,079	232	316	155	403	1,140	520	794	5,619
J	Financial intermediation	145	122	26	52	18	62	38	23	16	502
K	Real estate, renting and business activities	1,227	1,063	295	428	281	360	209	109	330	4,302
M	Education	130	193	13	20	18	36	20	6	15	451
N	Health and social work	88	167	15	30	8	15	9	3	15	350
O	Other community, social and personal services	700	1,429	310	339	282	743	579	451	171	5,004

¹ Revised

Table 1.2a - Licences by industry group as at June 2008 and 2009 - Manufacturing

NSIC	Activity	Number			
		2008 ¹	July 2008 to June 2009		2009 ¹
			Issued	Cancelled	
	Total	6,717	714	224	7,207
15 & 16	Food product, beverages and tobacco	1,566	286	50	1,802
17 & 18	Textiles and wearing apparel	1,566	228	67	1,727
19	Tanning and dressing of leather & footwear	139	10	6	143
20, 36101- 36109	Wood product including furniture	898	36	18	916
21,22	Paper product, publishing and printing	348	14	5	357
23	Coke, refined petroluem products and nuclear fuel	2	0	0	2
24	Chemicals and chemical products	83	8	4	87
25	Rubber and plastic products	222	3	4	221
26	Non-metallic mineral products	107	4	2	109
27, 28, 29	Basic & fabricated metals and machinery n.e.c	628	47	19	656
30000	Office , accounting and computing machinery	20	1	0	21
31, 32	Electrical machinery, apparatus, radio & tv equipment	28	0	0	28
33	Medical optical instrument, watches and clocks	60	2	1	61
34, 35	Motor vehicles, trailers and other transport equipment	16	1	0	17
36911- 36919	Jewellery and related products	546	26	23	549
36920- 36999	Manufacturing n.e.c.	477	47	25	499
37	Recycling	11	1	0	12

¹ Revised

Table 1.2b - Licences by industry group as at June 2008 and 2009 - Electricity, Gas and Water Supply

NSIC	Activity	2008	July 2008 to June 2009		2009
			Issued	Cancelled	
			40 & 41	Electricity, gas and water supply	

Table 1.2c - Licences by industry group as at June 2008 and 2009 - Construction

NSIC	Activity	2008	July 2008 to June 2009		2009
			Issued	Cancelled	
			45	Construction	

Table 1.2d - Licences by industry group as at June 2008 and 2009 - Hotels and Restaurants

NSIC	Activity	2008 ¹	July 2008 to June 2009		2009 ¹
			Issued	Cancelled	
				Total	
55203	Bars	1,555	2	30	1,527
55204 - 55209	Canteens and other eating places	3,608	525	182	3,951

¹ Revised

**Table 1.2e - Licences by industry group as at June, 2008 and 2009 - Wholesale and retail trade;
Repair of motor vehicles, motorcycles and personal and household goods**

NSIC	Activity	2008	July 2008 to June 2009		2009 ¹
			Issued	Cancelled	
			Number		
	Total	60,936	4,947	1,744	64,139
501 & 502	Sale and repairs of motor vehicles	727	77	19	785
503	Sale of motor vehicle spare parts and accessories	771	51	22	800
504	Sale and repairs of motorcycles/spare parts	440	40	12	468
505	Retail sale of automotive fuel	161	11	4	168
51	Wholesaler/Commission Agent except of motor vehicles	7,262	888	323	7,827
5211	General retailer foodstuff and non-foodstuff	6,585	1,284	299	7,570
5219	General retailer non-foodstuff (non-specialised)	7,245	285	134	7,396
5220	Retail sale of food, beverages and tobacco	10,955	349	326	10,978
5231	Retail sale of pharmaceutical goods	320	35	13	342
5232	Retail sale of textiles and footwear	986	195	40	1,141
5233	Retail sale of household appliances	699	56	25	730
5234	Retail of hardware, paints and glass	1,086	112	38	1,160
5235	Sale of furniture	580	18	12	586
5236	Bookshop	243	6	7	242
5237	Jewellers shop	180	38	8	210
5239	Retail sale in specialised stores	2,243	190	88	2,345
5240	Retail sale of second hand goods in stores	18	0	0	18
5252	Retail at market place and fairs	13,790	1,020	273	14,537
5259	Hawkers, street vendors and mobile victualler	5,762	228	79	5,911
5260	Repair of personal and household goods	883	64	22	925

¹ Revised

Table 1.2f - Licences by industry group as at June 2008 and 2009 - Transport, storage and communications

NSIC	Activity	2008	July 2008 to June 2009		Number
					2009
			Issued	Cancelled	
	Total	5,606	40	27	5,619
60211 - 60219	Bus transport	1,301	1	0	1,302
60221	Taxi car	2,079	0	0	2,079
60231 - 60239	Freight transport by road	1,761	0	0	1,761
63010 - 63030 & 63090	Supporting and auxilliary transport activities	457	37	27	467
63041 - 63042	Travel agencies and tour operators	2	0	0	2
64	Post and telecommunications	6	2	0	8

**Table 1.2g - Licences by industry group as at June 2008 and 2009 - Financial intermediation;
Real estate and business activities**

NSIC	Activity	2008 ¹	July 2008 to June 2009		Number
			Issued	Cancelled	2009 ¹
	Total	4,376	639	211	4,804
65	Financial intermediation except insurance & pension funding	229	14	12	231
66	Insurance and pension funding except compulsory social security	138	16	5	149
67	Activities auxiliary to financial intermediation	102	26	6	122
70	Real estate activities	415	83	28	470
71	Renting of machinery and equipment	1,754	75	52	1,777
72	Computer and related activities	254	121	17	358
74111	Attorney	129	0	0	129
74112	Notary	55	0	0	55
74113	Barrister	0	0	0	0
74121 & 74122	Accounting and Tax consultancy	73	1	4	70
7413	Market research and public opinion polling	2	0	0	2
7414	Business and management consultancy activities	328	176	24	480
74211	Engineer	25	1	0	26
74212 & 74213	Quantity and Land surveyors	71	0	2	69
74214	Architect	42	7	3	46
7422	Motor surveyors	124	1	8	117
74300	Advertising	88	5	6	87
749	Business activities n.e.c	547	113	44	616

¹ Revised

Table 1.2h - Licences by industry group as at June 2008 and 2009 - Education; Health and Social work; Community, social and personal service activities

NSIC	Activity	2008	July 2008 to June 2009		2009
			Issued	Cancelled	
			Number		
	Total	5,460	538	193	5,805
80101	Pre-Primary	0	0	0	0
80102	Primary	0	0	0	0
80210	Secondary	0	0	0	0
80220	Vocational training centre	384	0	2	382
80301 - 80309	Higher education	9	0	0	9
80901 - 80909	Adult & other education	60	2	2	60
85121 - 85122	Medical practioner	95	1	2	94
85123	Dentist	43	2	0	45
85124 - 85320	Optician, Other health and Social work activities	186	33	8	211
90	Sewage and refuse disposal, sanitation and similar activities	27	1	2	26
91	Activities of membership organisations n.e.c	66	4	2	68
92	Recreational cultural & sporting activities	2,525	241	89	2,677
93	Other service activities	2,065	254	86	2,233

Table 2 - Registrations by industry group and district as at June 2009

		Number									
NSIC	Activity	Port - Louis	P/Wilhems	Pamplemousses	Riv. du Rempart	Moka	Flacq	Grand Port	Savanne	Black - River	All districts
	Total	5,976	7,488	4,102	4,145	1,674	3,519	1,904	1,223	1,587	31,618
C	Mining and quarrying	0	0	0	0	0	0	0	0	0	0
D	Manufacturing	8	1	0	2	0	2	2	2	1	18
E	Electricity, gas and water supply	0	0	1	0	0	2	0	1	0	4
F	Construction	0	0	0	0	0	0	0	0	0	0
G	Wholesale and retail trade; repair of motor vehicles, personal and household goods	226	0	235	106	0	201	78	40	259	1,145
H	Hotels and restaurants	124	308	325	441	21	214	143	46	376	1,998
I	Transport, storage and communications	3,800	5,475	2,932	3,103	1,265	2,658	1,378	915	512	22,038
J	Financial intermediation	3	1	0	0	0	0	0	0	0	4
K	Real estate, renting and business activities	1,530	870	241	130	304	31	65	22	74	3,267
M	Education	184	399	112	91	58	124	93	56	36	1,153
N	Health and social work	94	430	33	34	26	34	17	16	7	691
O	Other community, social and personal services	7	4	223	238	0	253	128	125	322	1,300

Table 3 - Licences¹ and registrations by industry group as at June, 2008 and 2009

NSIC	Activity	Number					
		2008 ²			2009 ²		
		Licences only	Registrations	Total	Licences only	Registrations	Total
	Total	83,463	29,591	113,054	88,458	31,618	120,076
C	Mining and quarrying	5	0	5	5	0	5
D	Manufacturing	6,711	20	6,731	7,202	18	7,220
E	Electricity, gas and water supply	1	4	5	1	4	5
F	Construction	1,333	0	1,333	1,548	0	1,548
G	Wholesale and retail trade; repair of motor vehicles, motor cycles and personal and household goods	60,936	980	61,916	64,139	1,145	65,284
H	Hotels and restaurants	5,163	1,434	6,597	5,478	1,998	7,476
I	Transport, storage and communications	471	21,380	21,851	475	22,038	22,513
J	Financial intermediation and insurance	469	9	478	502	4	506
K	Real estate, renting and business activities	3,054	2,846	5,900	3,444	3,267	6,711
M	Education	451	1,150	1,601	449	1,153	1,602
N	Health and social work	186	673	859	211	691	902
O	Other community, social and personal service activities	4,683	1,095	5,778	5,004	1,300	6,304

¹ Adjusted - some activities are both licensed and registered. To avoid double counting such activities are included under registrations only.

² Revised

Fig. 1: Total number of licences and registrations by industry group as at June 2009

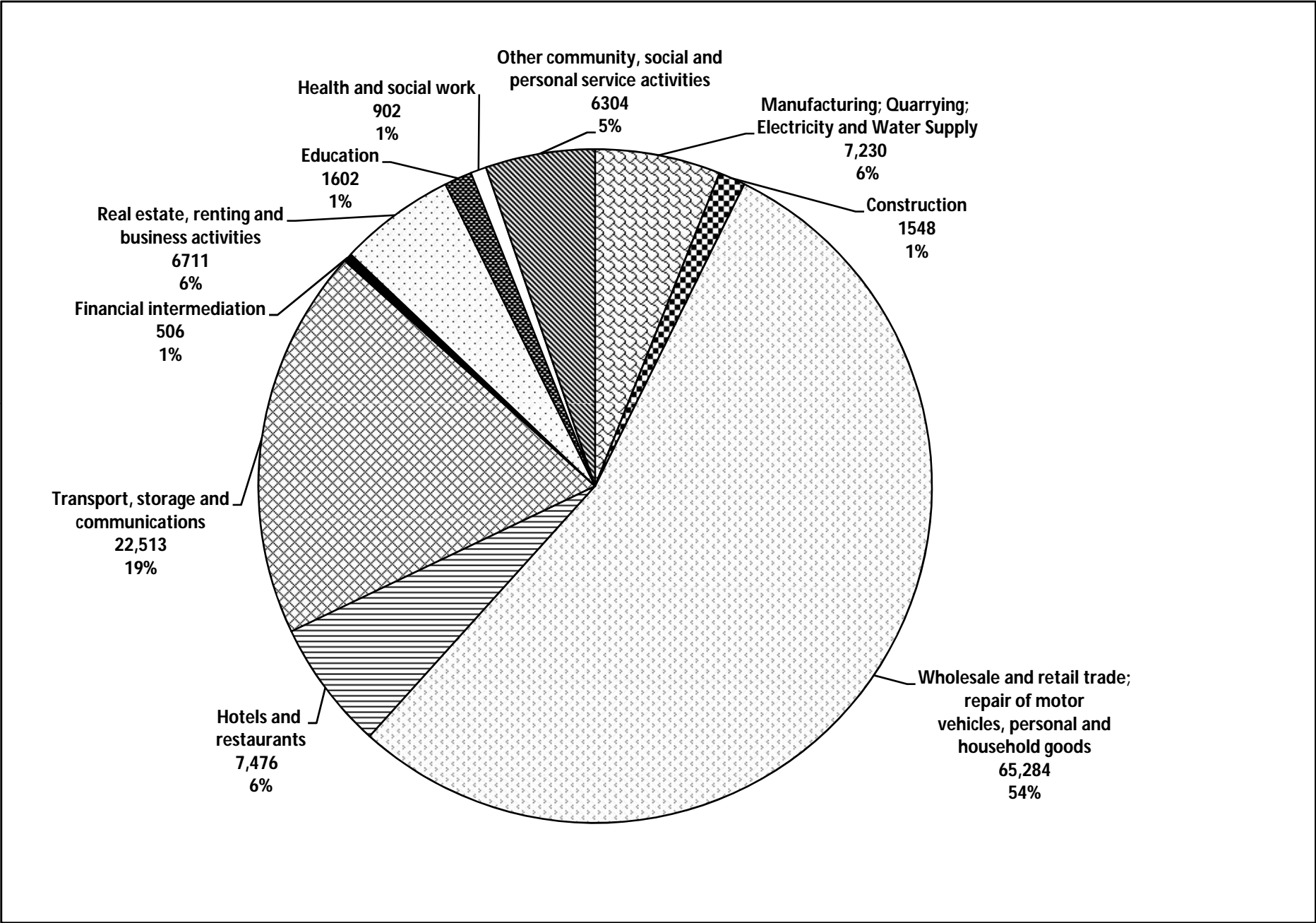
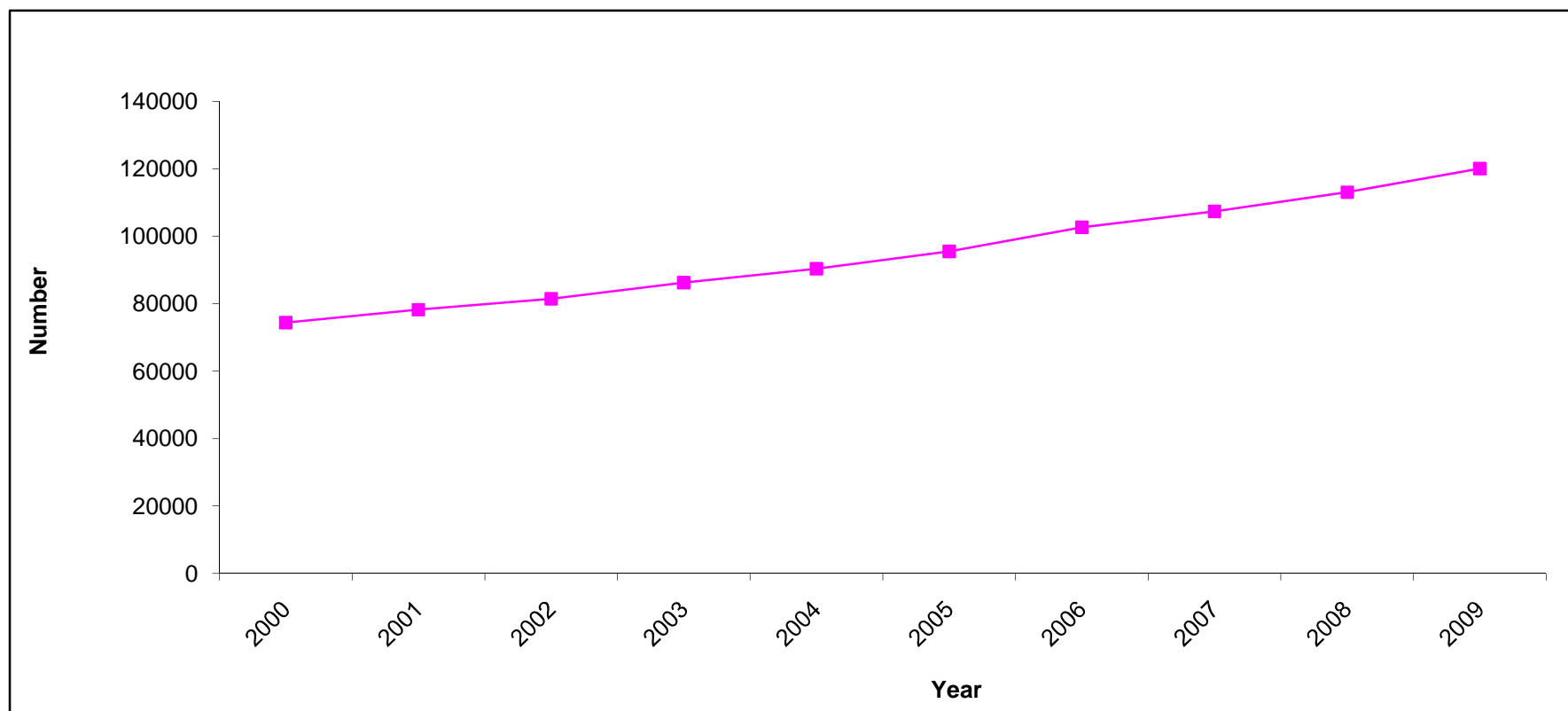


Table 3.1 - Evolution of licences¹ & registrations, June 2000 - 2009

Year	2000	2001	2002	2003	2004	2005	2006	2007	2008	2009
Number	74393	78227	81471	86271	90370	95501	102653	107380	113054	120076

Fig 2- Evolution of licences¹ & registrations, June 2000 - 2009



¹ Adjusted - some activities are both licensed and registered. To avoid double counting such activities are included under registrations only.

Table 3.2a - Licences¹ and registrations by industry group as at June 2009² - Manufacturing

NSIC	Activity	Number		
		Licences only	Registrations	Total
	Total	7202	18	7220
15 & 16	Food product, beverages and tobacco	1802	13	1815
17 & 18	Textiles and wearing apparel	1727	1	1728
19	Tanning and Dressing of leather and footwear	143	0	143
20, 36101- 36109	Wood Product including furniture	916	0	916
21,22	Paper product, publishing and printing	357	0	357
23	Coke, refined petroleum products and nuclear fuel	2	0	2
24	Chemicals and chemical products	87	0	87
25	Rubber and plastic products	221	1	222
26	Non-metallic mineral product	109	0	109
27, 28, 29	Basic and fabricated metals and machinery n.e.c	656	0	656
30000	Office equipment	16	0	16
31, 32	Electrical machinery, apparatus, radio & tv equipment	28	2	30
33	Medical optical instrument, watches and clocks	61	0	61
34, 35	Motor vehicles, trailers and other transport equipment	17	1	18
36911- 36919	Jewellery and related products	549	0	549
36920- 36999	Manufacturing n.e.c.	499	0	499
37	Recycling	12	0	12

¹ Adjusted - some activities are both licensed and registered. To avoid double counting such activities are included under registrations only.

² Revised

Table 3.2b - Licences¹ and registrations by industry group as at June 2009 - Electricity, Gas and Water Supply

Number				
NSIC	Activity	Licences only	Registrations	Total
40 & 41	Electricity, gas and water supply	1	4	5

Table 3.2c - Licences¹ and registrations by industry group as at June 2009² - Construction

Number				
NSIC	Activity	Licences only	Registrations	Total
45	Construction	1,548	0	1,548

Table 3.2d - Licences¹ and registrations by industry group as at June 2009² - Hotels and Restaurants

Number				
NSIC	Activity	Licences only	Registrations	Total
	Total	5,478	1,998	7,476
55101 - 55109	Hotel and boarding houses	0	1,076	1,076
55201 - 55202	Restaurants	0	922	922
55203	Bars	1,527	0	1,527
55204 - 55209	Canteens and other eating places	3,951	0	3,951

¹ Adjusted - some activities are both licensed and registered. To avoid double counting such activities are included under registrations only.

² Revised

**Table 3.2e - Licences¹ and registrations by industry group as at June 2009² - Wholesale and retail trade;
Repair of motor vehicles, motorcycles and personal and household goods**

				Number
NSIC	Activity	Licences only	Registrations	Total
	Total	64139	1145	65284
501 & 502	Sale and repairs of motor vehicles	785	0	785
503	Sale of motor vehicle spare parts and accessories	800	0	800
504	Sale and repairs of motorcycles/spare parts	468	0	468
505	Retail sale of automotive fuel	168	0	168
51	Wholesaler/Commission Agent except motor vehicles	7827	237	8064
5211	General Retailer foodstuff and non-foodstuff	7570	0	7570
5219	General Retailer non-foodstuff (non-specialised)	7396	0	7396
5220	Retail sale of food, beverages and tobacco	10978	0	10978
5231	Retail sale of pharmaceutical goods	342	0	342
5232	Retail sale of textiles and footwear	1141	0	1141
5233	Retail sale of household appliances	730	0	730
5234	Retail of hardware, paints and glass	1160	0	1160
5235	Sale of furniture	586	0	586
5236	Bookshop	242	0	242
5237	Jewellers shop	210	0	210
5239	Retail sale in specialised stores	2345	0	2345
5240	Retail sale of second hand goods in stores	18	0	18
5252	Retail at market place and fairs	14537	0	14537
5259	Hawkers, street vendors and mobile victualler	5911	908	6819
5260	Repair of personal and household goods	925	0	925

¹ Adjusted - some activities are both licensed and registered. To avoid double counting such activities are included under registrations only.

² Revised

Table 3.2f - Licences¹ and registrations by industry group as at June 2009 - Transport, storage & communications

		Number		
NSIC	Activity	Licences only	Registrations	Total
	Total	475	22038	22513
60211 - 60219	Bus transport	0	5476	5476
60221	Taxi	0	6928	6928
60231 - 60239	Freight transport by road	0	9129	9129
63010 - 63030 & 63090	Supporting and auxilliary transport activities	467	27	494
63041 - 63042	Travel agencies and tour operators	0	478	478
64	Post and telecommunications	8	0	8

¹ Adjusted - some activities are both licensed and registered. To avoid double counting such activities are included under registrations only.

**Table 3.2g - Licences¹ and registrations by industry group as at June 2009² - Financial intermediation;
Real estate and business activities**

		Number		
NSIC	Activity	Licences only	Registrations	Total
	Total	3,946	3,271	7,217
65	Financial intermediation except insurance & pension funding	231	4	235
66	Insurance and pension funding except compulsory social security	149	0	149
67	Activities auxiliary to financial intermediation	122	0	122
70	Real estate activities	470	0	470
71	Renting of machinery and equipment	1,148	2,400	3,548
72	Computer and related activities	358	0	358
74111	Attorney	0	149	149
74112	Notary	0	57	57
74113	Barrister	0	406	406
74121 & 74122	Accounting & tax consultancy activities	71	0	71
74130	Market research and public opinion polling	2	0	2
7414	Business and management consultancy activities	480	132	612
74211	Engineer	26	0	26
74212 & 74213	Quantity and Land surveyors	69	0	69
74214	Architect	0	121	121
7422	Motor surveyors	116	2	118
74300	Advertising	87	0	87
749	Business activities n.e.c	617	0	617

¹ Adjusted - some activities are both licensed and registered. To avoid double counting such activities are included under registrations only.

² Revised

Table 3.2h - Licences¹ and registrations by industry group as at June 2009 - Education; Health and Social work; Community, social and personal service activities

				Number
NSIC	Activity	Licences only	Registrations	Total
	Total	5664	3144	8808
80101	Pre-Primary	0	785	785
80102	Primary	0	78	78
80210	Secondary	0	105	105
80220	Vocational training centre	382	0	382
8030	Higher education	7	48	55
80901 - 80909	Adult & other education	60	137	197
85121 - 85122	Medical practioner	0	539	539
85123	Dentist	0	152	152
85124 - 85320	Optician, Other health and Social work activities	211	0	211
90	Sewage and refuse disposal, sanitation and similar activities	26	0	26
91	Activities of membership organisations n.e.c	68	0	68
92	Recreational cultural & sporting activities	2681	1276	3957
93	Other service activities	2229	24	2253

¹ Adjusted - some activities are both licensed and registered. To avoid double counting such activities are included under registrations only.

Table 4 - Net changes in licences¹ and registrations by industry group, June 2008 to June 2009²

NSIC	Activity	2008 ²	2009 ²	Number	
				Net change Number	%
	Total	113,054	120,076	7,022	6
C	Mining and quarrying	5	5	0	0
D	Manufacturing	6,731	7,220	489	7
E	Electricity, gas and water supply	5	5	0	0
F	Construction	1,333	1,548	215	16
G	Wholesale and retail trade; repair of motor vehicles, motorcycles, personal and household goods	61,916	65,284	3,368	5
H	Hotels and restaurants	6,597	7,476	879	13
I	Transport, storage and communications	21,851	22,513	662	3
J	Financial intermediation and insurance	478	506	28	6
K	Real estate, renting and business activities	5,900	6,711	811	14
M	Education	1,601	1,602	1	0
N	Health and social work	859	902	43	5
O	Other community, social and personal service activities	5,778	6,304	526	9

¹ Adjusted - some activities are both licensed and registered. To avoid double counting such activities are included under registrations only.

² Revised

Table 5.1 - Licences¹ and registrations by industry group and region as at June 2009²

				Number
NSIC	Activity	Urban	Rural	Total
	Total	53,903	66,173	120,076
C	Mining and quarrying	0	5	5
D	Manufacturing	3,419	3,801	7,220
E	Electricity, gas and water supply	0	5	5
F	Construction	792	756	1,548
G	Wholesale and retail trade; repair of motor vehicles, motorcycles, personal and household goods	29,326	35,958	65,284
H	Hotels and restaurants	2,609	4,867	7,476
I	Transport, storage and communications	9,638	12,875	22,513
J	Financial intermediation and insurance	271	235	506
K	Real estate, renting and business activities	4,137	2,574	6,711
M	Education	905	697	1,602
N	Health and social work	666	236	902
O	Other community, social and personal service activities	2,140	4,164	6,304

¹ Adjusted - some activities are both licensed and registered. To avoid double counting such activities are included under registrations only.

² Revised

Table 5.2a - Licences¹ and registrations by industry group and region as at June 2009² - Manufacturing

				Number
NSIC	Activity	Urban	Rural	Total
	Total	3,419	3,801	7,220
15 & 16	Food product, beverages and tobacco	762	1,053	1,815
17 & 18	Textiles and wearing apparel	746	982	1,728
19	Tanning and dressing of leather & footwear	90	53	143
20, 36101- 36109	Wood product including furniture	488	428	916
21,22	Paper product, publishing and printing	247	110	357
23	Coke, refined petroleum products and nuclear fuel	0	2	2
24	Chemicals and chemical products	44	43	87
25	Rubber and plastic products	129	93	222
26	Non-metallic mineral products	34	75	109
27, 28, 29	Basic & fabricated metals and machinery n.e.c	319	337	656
30000	Office equipment	16	0	16
31, 32	Electrical machinery, apparatus, radio & tv equipment	20	10	30
33	Medical optical instrument, watches and clocks	29	32	61
34, 35	Motor vehicles, trailers and other transport equipment	11	7	18
36911- 36919	Jewellery and related products	261	288	549
36920- 36999	Manufacturing n.e.c.	217	282	499
37	Recycling	6	6	12

¹ Adjusted - some activities are both licensed and registered. To avoid double counting such activities are included under registrations only.

² Revised

Table 5.2b - Licences¹ and registrations by industry group and region as at June 2009 - Electricity, Gas and Water Supply

Number				
NSIC	Activity	Urban	Rural	Total
40 & 41	Electricity, gas and water	0	5	5

Table 5.2c - Licences¹ and registrations by industry group and region as at June 2009² - Construction

Number				
NSIC	Activity	Urban	Rural	Total
45	Construction	792	756	1,548

Table 5.2d - Licences¹ and registrations by industry group and region as at June 2009² - Hotels and Restaurants

Number				
NSIC	Activity	Urban	Rural	Total
	Total	2,609	4,867	7,476
55101 - 55109	Hotels and boarding houses	120	956	1,076
55201 - 55202	Restaurants	312	610	922
55203	Bars	397	1,130	1,527
55204 - 55209	Canteens and other eating places	1,780	2,171	3,951

¹ Adjusted - some activities are both licensed and registered. To avoid double counting such activities are included under registrations only.

² Revised

**Table 5.2e - Licences¹ and registrations by industry group and region as at June 2009² - Wholesale and retail trade;
Repair of motor vehicles, motorcycles and personal and household goods**

		Number		
NSIC	Activity	Urban	Rural	Total
	Total	29,326	35,958	65,284
501 & 502	Sale and repairs of motor vehicles	406	379	785
503	Sale of motor vehicle spare parts and accessories	492	308	800
504	Sale and repairs of motorcycles/spare parts	250	218	468
505	Retail sale of automotive fuel	79	89	168
51	Wholesaler/Commission Agent except of motor vehicles	4,621	3,443	8,064
5211	General retailer foodstuff and non-foodstuff	3,024	4,546	7,570
5219	General retailer non-foodstuff (non-specialised)	4,328	3,068	7,396
5220	Retail sale of food, beverages and tobacco	4,615	6,363	10,978
5231	Retail sale of pharmaceutical goods	208	134	342
5232	Retail sale of textiles and footwear	801	340	1,141
5233	Retail sale of household appliances	447	283	730
5234	Retail of hardware, paints and glass	578	582	1,160
5235	Sale of furniture	243	343	586
5236	Bookshop	149	93	242
5237	Jewellers shop	106	104	210
5239	Retail sale in specialised stores	1,019	1,326	2,345
5240	Retail sale of second-hand goods in stores	12	6	18
5252	Retail at market place and fairs	5,578	8,959	14,537
5259	Hawkers, street vendors and mobile victualler	1,894	4,925	6,819
5260	Repair of personal and household goods	476	449	925

¹ Adjusted - some activities are both licensed and registered. To avoid double counting such activities are included under registrations only.

² Revised

**Table 5.2f - Licences¹ and registrations by activity and region as at June 2009 -
Transport, storage and communications**

NSIC	Activity	Number		
		Urban	Rural	Total
	Total	9,638	12,875	22,513
60211 - 60219	Bus Transport	2,670	2,806	5,476
60221	Taxi car	2,813	4,115	6,928
60231 - 60239	Freight transport by road	3,520	5,609	9,129
63010 - 63030 & 63090	Supporting and auxilliary transport activities	372	122	494
63041 - 63042	Travel agencies and tour operators	256	222	478
64	Post and telecommunications	7	1	8

¹ Adjusted - some activities are both licensed and registered. To avoid double counting such activities are included under registrations only.

**Table 5.2g - Licences¹ and registrations by industry group and region as at June 2009² - Financial intermediation;
Real estate and business activities**

				Number
NSIC	Activity	Urban	Rural	Total
	Total	4,408	2,809	7,217
65	Financial intermediation except insurance & pension funding	117	118	235
66	Insurance and pension funding except compulsory social security	88	61	149
67	Activities auxiliary to financial intermediation	66	56	122
70	Real estate activities	224	246	470
71	Renting of machinery and equipment	1,914	1,634	3,548
72	Computer and related activities	203	155	358
74111	Attorney	149	0	149
74112	Notary	57	0	57
74113	Barrister	406	0	406
74121 - 74122	Accounting and tax consultancy	64	7	71
7413	Market research and public opinion polling	2	0	2
7414	Business and management consultancy activities	441	171	612
74211	Engineer	24	2	26
74212 & 74213	Quantity and land surveyors	63	6	69
74214	Architect	98	23	121
7422	Motor surveyors	87	31	118
74300	Advertising	68	19	87
749	Business activities n.e.c	337	280	617

¹ Adjusted - some activities are both licensed and registered. To avoid double counting such activities are included under registrations only.

² Revised

Table 5.2h - Licences¹ and registrations by industry group and region as at June 2009 - Education; Health and Social work; Community, social and personal service activities

				Number
NSIC	Activity	Urban	Rural	Total
	Total	3,711	5,097	8,808
80101	Pre-Primary	349	436	785
80102	Primary	39	39	78
80210	Secondary	65	40	105
80220	Vocational training centre	286	96	382
8030	Higher education	48	7	55
80901 - 80909	Adult and other education	118	79	197
85121 - 85122	Medical practioner	420	119	539
85123	Dentist	104	48	152
85124 - 85320	Optician, Other health and Social work activities	142	69	211
90	Sewage and refuse disposal, sanitation and similar activities	7	19	26
91	Activities of membership organisations n.e.c	33	35	68
92	Recreational cultural and sporting activities	845	3,112	3,957
93	Other service activities	1,255	998	2,253

¹ Adjusted - some activities are both licensed and registered. To avoid double counting such activities are included under registrations only.

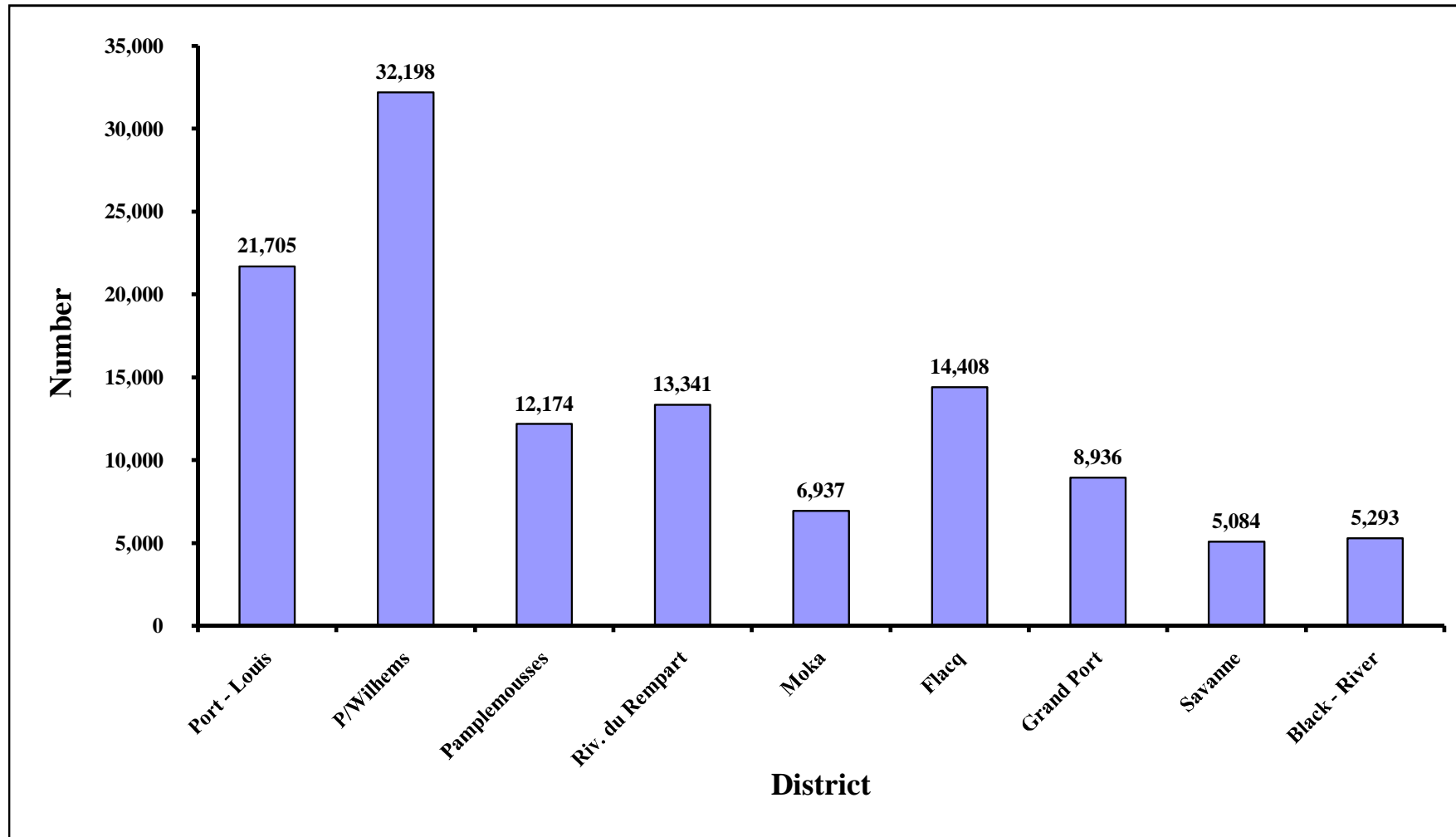
Table 6.1 - Licences¹ and registrations by industry group and district as at June 2009²

		Number									
NSIC	Activity	Port - Louis	P/Wilhems	Pamplennousses	Riv. du Rempart	Moka	Flacq	Grand Port	Savanne	Black - River	All districts
	Total	21,705	32,198	12,174	13,341	6,937	14,408	8,936	5,084	5,293	120,076
C	Mining and quarrying	0	0	0	0	0	0	0	0	5	5
D	Manufacturing	1,231	2,188	673	608	419	772	588	388	353	7,220
E	Electricity	0	0	1	0	0	2	1	1	0	5
F	Construction	180	612	92	60	109	229	135	74	57	1,548
G	Wholesale and retail trade; repair of motor vehicles, motorcycles, personal and household goods	11,779	17,547	6,347	7,294	3,791	8,159	4,953	2,549	2,865	65,284
H	Hotels and restaurants	879	1,730	852	1,034	356	938	687	348	652	7,476
I	Transport, storage and communications	4,060	5,578	2,956	3,108	1,269	2,663	1,422	916	541	22,513
J	Financial intermediation and insurance	148	123	26	52	18	62	38	23	16	506
K	Real estate, renting and business activities	2,273	1,864	524	449	583	380	266	131	241	6,711
M	Education	314	591	124	111	76	160	113	62	51	1,602
N	Health and social work	134	532	46	48	34	47	26	16	19	902
O	Other community, social and personal services	707	1,433	533	577	282	996	707	576	493	6,304

¹ Adjusted - some activities are both licensed and registered. To avoid double counting such activities are included under registrations only.

² Revised

Fig 3 - Licences¹ and registrations by district as at June 2009



¹ Adjusted - some activities are both licensed and registered. To avoid double counting such activities are included under registrations only.

Table 6.2a - Licences¹ and registrations by industry group and district as at June 2009² - Manufacturing

NSIC	Activity	Number									
		Port - Louis	P/Wilhems	Pamplennousses	Riv. du Rempart	Moka	Flacq	Grand Port	Savanne	Black - River	All districts
	Total	1,231	2,188	673	608	419	772	588	388	353	7,220
15 & 16	Food product, beverages and tobacco	241	521	171	161	111	208	181	126	95	1,815
17 & 18	Textiles and wearing apparel	208	538	133	158	153	234	135	117	52	1,728
19	Tanning and dressing of leather & footwear	49	41	17	4	7	6	9	5	5	143
20, 36101- 36109	Wood product including furniture	147	341	65	64	43	105	84	36	31	916
21,22	Paper product, publishing and printing	144	103	24	16	10	13	15	9	23	357
23	Coke, refined petroleum products and nuclear fuel	0	0	0	0	0	1	0	0	1	2
24	Chemicals and chemical products	21	23	14	7	4	2	3	0	13	87
25	Rubber and plastic products	81	48	16	17	7	8	23	13	9	222
26	Non-metallic mineral products	19	15	25	3	6	14	12	2	13	109
27, 28, 29	Basic & fabricated metals and machinery, n.e.c	90	229	81	86	26	49	41	25	29	656
30000	Office equipment	8	8	0	0	0	0	0	0	0	16
31, 32	Electrical machinery, apparatus, radio & tv equipment	13	7	4	1	2	0	1	0	2	30
33	Medical optical instrument, watches and clocks	6	23	8	9	4	8	0	1	2	61
34, 35	Motor vehicles, trailers and other transport equipment	5	6	0	3	2	0	1	0	1	18
36911- 36919	Jewellery and related products	106	155	51	47	24	79	40	37	10	549
36920- 36999	Manufacturing, n.e.c.	89	128	61	31	20	45	41	17	67	499
37	Recycling	4	2	3	1	0	0	2	0	0	12

¹ Adjusted - some activities are both licensed and registered. To avoid double counting such activities are included under registrations only.

² Revised

Table 6.2b - Licences¹ and registrations by industry group and district as at June 2009 - Electricity, Gas and Water Supply

NSIC	Activity	Number									
		P - Louis	P/Wilhelms	Pamp.	R.Reupart	Moka	Flacq	G - Port	Savanne	B - River	All districts
40 & 41	Electricity, Gas and water	0	0	1	0	0	2	1	1	0	5

Table 6.2c - Licences¹ and registrations by industry group and district as at June 2009² - Construction

NSIC	Activity	Number									
		P - Louis	P/Wilhelms	Pamp.	R.Reupart	Moka	Flacq	G - Port	Savanne	B - River	All districts
4520	Construction	180	612	92	60	109	229	135	74	57	1,548

Table 6.2d - Licences¹ and registrations by industry group and district as at June 2009² - Hotels and Restaurants

NSIC	Activity	Number									
		P - Louis	P/Wilhelms	Pamp.	R.Reupart	Moka	Flacq	G - Port	Savanne	B - River	All districts
	Total	879	1,730	852	1,034	356	938	687	348	652	7,476
55101 - 55109	Hotels and boarding houses	29	91	200	304	2	94	82	11	263	1,076
55201 - 55202	Restaurants	95	217	125	137	19	120	61	35	113	922
55203	Bars	98	299	152	203	121	256	217	120	61	1,527
55204 - 55209	Canteens and other eating places	657	1,123	375	390	214	468	327	182	215	3,951

¹ Adjusted - some activities are both licensed and registered. To avoid double counting such activities are included under registrations only.

² Revised

**Table 6.2e - Licences¹ and registrations by activity and district as at June 2009² - Wholesale and retail trade;
Repair of motor vehicles, motorcycles & personal and household goods**

NSIC	Activity	Number									
		P - Louis	P/Wilhems	Pamp.	R.Rempart	Moka	Flacq	G - Port	Savanne	B - River	All districts
	Total	11,779	17,547	6,347	7,294	3,791	8,159	4,953	2,549	2,865	65,284
501 & 502	Sale and repairs of motor vehicles	144	262	70	52	47	89	51	33	37	785
503	Sale of motor vehicle spare parts and accessories	238	254	67	44	34	61	47	24	31	800
504	Sale and repairs of motorcycles/spare parts	117	133	45	36	13	47	42	30	5	468
505	Retail sale of automotive fuel	20	59	11	21	8	20	15	8	6	168
51	Wholesaler/Commission Agent except of motor vehicles	2,347	2,274	432	451	522	985	412	279	362	8,064
5211	General retailer foodstuff and non-foodstuff	958	2,066	884	935	366	747	869	474	271	7,570
5219	General retailer non-foodstuff (non-specialised)	1,922	2,406	420	731	336	807	367	207	200	7,396
5220	Retail sale of food, beverages and tobacco	1,429	3,186	1,055	996	735	1,496	1,031	564	486	10,978
5231	Retail sale of pharmaceutical goods	69	139	21	21	13	26	31	14	8	342
5232	Retail sale of textiles and footwear	477	324	42	102	13	38	81	37	27	1,141
5233	Retail sale of household appliances	202	245	35	44	16	63	67	33	25	730
5234	Retail of hardware, paints and glass	261	317	104	98	59	140	89	56	36	1,160
5235	Sale of furniture	36	207	77	65	36	70	48	29	18	586
5236	Bookshop	48	101	21	18	11	20	15	4	4	242
5237	Jewellers shop	41	65	17	39	5	20	5	0	18	210
5239	Retail sale in specialised stores	338	681	215	226	134	322	212	104	113	2,345
5240	Retail sale of second-hand goods in stores	7	5	3	1	0	0	2	0	0	18
5252	Retail at market place and fairs	1,590	3,988	1,792	2,555	1,066	1,981	832	221	512	14,537
5259	Hawkers, street vendors and mobile victualler	1,368	526	945	786	330	1,113	675	409	667	6,819
5260	Repair of personal and household goods	167	309	91	73	47	114	62	23	39	925

¹ Adjusted - some activities are both licensed and registered. To avoid double counting such activities are included under registrations only.

² Revised

Table 6.2f - Licences¹ and registrations by industry group and district as at June 2009 - Transport, storage and communications

NSIC	Activity	Number									
		Port - Louis	P/Wilhems	Pamplemousses	Riv. Du Rempart	Moka	Flacq	Grand Port	Savanne	Black - River	All districts
	Total	4,060	5,578	2,956	3,108	1,269	2,663	1,422	916	541	22,513
60211 - 60219	Bus Transport	686	1,984	609	532	358	532	437	256	82	5,476
60221	Taxi car	1,130	1,683	584	811	248	1,437	524	249	262	6,928
60231 - 60239	Freight transport by road	1,841	1,679	1,693	1,686	650	655	405	397	123	9,129
63010 - 63030 & 63090	Supporting and auxilliary transport activities	272	100	24	8	4	5	45	5	31	494
63041 - 63042	Travel agencies and tour operators	127	129	46	71	9	34	11	9	42	478
64	Post and telecommunications	4	3	0	0	0	0	0	0	1	8

¹ Adjusted - some activities are both licensed and registered. To avoid double counting such activities are included under registrations only.

**Table 6.2g - Licences¹ and registrations by industry group and district as at June 2009² - Financial intermediation;
Real estate and business activities**

NSIC	Activity	Number									
		P - Louis	P/Wilhems	Pamp.	R.Rempart	Moka	Flacq	G - Port	Savanne	B - River	All districts
	Total	2,421	1,987	550	501	601	442	304	154	257	7,217
65	Financial intermediation except insurance & pension funding	44	73	17	29	8	20	26	12	6	235
66	Insurance and pension funding except compulsory social security	58	30	4	14	5	21	6	9	2	149
67	Activities auxiliary to financial intermediation	46	20	5	9	5	21	6	2	8	122
70	Real estate activities	91	133	44	74	37	41	12	7	31	470
71	Renting of machinery and equipment	887	1,027	371	278	378	210	173	95	129	3,548
72	Computer and related activities	79	124	22	27	13	29	39	7	18	358
74111	Attorney	149	0	0	0	0	0	0	0	0	149
74112	Notary	57	0	0	0	0	0	0	0	0	57
74113	Barrister	406	0	0	0	0	0	0	0	0	406
74121 & 74122	Accounting and Tax consultancy	45	19	2	1	1	2	1	0	0	71
7413	Market research and public opinion polling	1	1	0	0	0	0	0	0	0	2
7414	Business and management consultancy activities	298	143	18	16	53	46	12	7	19	612
74211	Engineer	5	19	0	0	1	0	0	0	1	26
74212 & 74213	Quantity and Land surveyors	29	34	1	0	1	3	1	0	0	69
74214	Architect	31	67	5	4	6	2	2	1	3	121
7422	Motor surveyors	53	34	6	6	5	5	2	0	7	118
74300	Advertising	38	30	5	6	3	2	0	0	3	87
749	Business activities, n.e.c	104	233	50	37	85	40	24	14	30	617

¹ Adjusted - some activities are both licensed and registered. To avoid double counting such activities are included under registrations only.

² Revised

Table 6.2h - Licences¹ and registrations by activity and district as at June 2009 - Education; Health and Social work; Community, social and personal service activities

NSIC	Activity	Number									
		P - Louis	P/Wilhelms	Pamp.	R.Rempart	Moka	Flacq	G - Port	Savanne	B - River	All districts
	Total	1,155	2,556	703	736	392	1,203	846	654	563	8,808
80101	Pre-Primary	104	245	84	75	34	95	73	47	28	785
80102	Primary	10	29	6	5	6	10	5	3	4	78
80210	Secondary	20	45	7	7	7	7	7	3	2	105
80220	Vocational training centre	109	177	9	15	15	28	13	2	14	382
8030	Higher education	18	30	3	0	1	2	0	0	1	55
80901 - 80909	Adult & other education	53	65	15	9	13	18	15	7	2	197
85121 - 85122	Medical practioner	75	345	23	25	18	21	15	11	6	539
85123	Dentist	19	85	10	9	8	13	2	5	1	152
85124 - 85320	Optician, Other health and Social work activities	40	102	13	14	8	13	9	0	12	211
90	Sewage and refuse disposal, sanitation and similar activities	5	2	1	2	2	4	5	2	3	26
91	Activities of membership organisations n.e.c	7	26	7	17	1	0	2	0	8	68
92	Recreational cultural & sporting activities	327	518	331	352	193	792	563	498	383	3,957
93	Other service activities	368	887	194	206	86	200	137	76	99	2,253

¹ Adjusted - some activities are both licensed and registered. To avoid double counting such activities are included under registrations only.