

**DIGEST OF
BUSINESS ACTIVITY STATISTICS**

FINANCIAL YEAR 2006/2007

Business Activity Statistics – Financial Year 2006/2007

Foreword

This is the tenth issue of a regular publication of the Central Statistics Office on business activity statistics.

Data refer to business activities undertaken in the island of Mauritius, which are either licensed with the local authorities (municipalities and district councils) or registered with the appropriate organizations such as the Medical Council, the Ministry of Education and Human Resources, the National Transport Authority, etc.

The business activities have been coded according to the National Standard Industrial Classification of All Economic Activities (NSIC) which is an adapted version of the International Standard Industrial Classification of All Economic Activities (ISIC) Rev. 3, 1990.

It is hoped that this report will be of valuable help to the public in general and to planners and policy makers in particular.

The co-operation and assistance of the local authorities, professional councils and other organisations are gratefully acknowledged.

(H. BUNDHOO)
Director of Statistics

Central Statistics Office
Ministry of Finance and Economic Development
Port Louis
April 2008

CONTENTS

LIST OF TABLES

		Page
Table 1.1	- Evolution of licences between July 2006 and June 2007	11
1.2a	- Licences by activity as at June 2006 and 2007 - Manufacturing	12
1.2b	- Licences by activity as at June 2006 and 2007 - Electricity, Gas and Water Supply	13
1.2c	- Licences by activity as at June 2006 and 2007 - Construction	13
1.2d	- Licences by activity as at June 2006 and 2007 - Hotels and Restaurants	13
1.2e	- Licences by activity as at June 2006 and 2007 - Wholesale and retail trade; Repair of motor vehicles, motorcycles and personal and household goods	14
1.2f	- Licences by activity as at June 2006 and 2007 - Transport, storage and communications	15
1.2g	- Licences by activity as at June 2006 and 2007 - Financial intermediation; Real estate & business activities	16
1.2h	- Licences by activity as at June 2006 and 2007 - Education; Health and Social work; Community, social and personal service activities	17
2	- Registrations by activity and district as at June 2007	18
3.1	- Licences and registrations by activity as at June 2006 and 2007	19
3.2a	- Licences and registrations by activity as at June 2007 - Manufacturing	21
3.2b	- Licences and registrations by activity as at June 2007 - Electricity, Gas and Water Supply	22
3.2c	- Licences and registrations by activity as at June 2007 - Construction	22
3.2d	- Licences and registrations by activity as at June 2007 - Hotels and Restaurants	22

3.2e	-	Licences and registrations by activity as at June 2007 - Wholesale and retail trade; Repair of motor vehicles, motorcycles and personal and household goods	23
3.2f	-	Licences and registrations by activity as at June 2007 - Transport, storage and communications	24
3.2g	-	Licences and registrations by activity as at June 2007 - Financial intermediation; Real estate & business activities	25
3.2h	-	Licences and registrations by activity as at June 2007 - Education; Health and Social work; Community, social and personal service activities	26
4	-	Net changes in licences and registrations by activity. June 2006 to June 2007	27
5.1	-	Licences and registrations by activity and region as at June 2007 - All sections	28
5.2a	-	Licences and registrations by activity and region as at June 2007 - Manufacturing	29
5.2b	-	Licences and registrations by activity and region as at June 2007 - Electricity, Gas and Water Supply	30
5.2c	-	Licences and registrations by activity and region as at June 2007 - Construction	30
5.2d	-	Licences and registrations by activity and region as at June 2007 - Hotels and Restaurants	30
5.2e	-	Licences and registrations by activity and region as at June 2007 - Wholesale and retail trade; Repair of motor vehicles, motorcycles and personal and household goods	31
5.2f	-	Licences and registrations by activity and region as at June 2007 - Transport, storage and communications	32
5.2g	-	Licences and registrations by activity and region as at June 2007 - Financial intermediation; Real estate and business activities	33
5.2h	-	Licences and registrations by activity and region as at June 2007 - Education; Health & Social work; Community, social and personal service activities	34

6.1	-	Licences and registrations by activity and district as at June 2007	35
6.2a	-	Licences and registrations by activity and district as at June 2007 - Manufacturing	37
6.2b	-	Licences and registrations by activity and district as at June 2007 - Electricity, Gas and Water Supply	38
6.2c	-	Licences and registrations by activity and district as at June 2007 - Construction	38
6.2d	-	Licences and registrations by activity and district as at June 2007 - Hotels and Restaurants	38
6.2e	-	Licences and registrations by activity and district as at June 2007 - Wholesale and retail trade; Repair of motor vehicles, motorcycles and personal & household goods	39
6.2f	-	Licences and registrations by activity and district as at June 2007 - Transport, storage and communications	40
6.2g	-	Licences and registrations by activity and district as at June 2007 - Financial intermediation; Real estate and business activities	41
6.2h	-	Licences and registrations by activity and district as at June 2007 - Education; Health and social work; Community, social and personal service activities	42

ILLUSTRATIONS

Figure 1	-	Evolution of licences and registrations, by main activity June 2000 - 2007	20
Figure 2	-	Licences and registrations by main activity as at June 2006 and 2007	20
Figure 3	-	Licences and registrations by district as at June 2007	36

Technical Notes

1. General

Data compiled in this publication provide the information on demography and trend of business activities in the different economic sectors of the country.

2. Concepts and Coverage

An operator is required to obtain a licence from the Municipal or District Councils or to register with the appropriate Ministry or organisations (e.g. Ministry of Education and Human Resources, the Medical Council, the National Transport Authority, the Tourism Authority, etc.) in order to operate. Statistics published in this report pertain only to activities that are either licensed or registered. However, all agricultural related activities, except those in the manufacture of food products, are not covered.

Statistics on licences relate to the number of licences as delivered by the local authorities. Similarly statistics on registrations are those as registered with the appropriate Ministries or organisations. In some cases, an operator may hold both a licence and a registration certificate. To avoid double counting, while compiling statistics on both licences and registrations, such activities have been accounted for in registration only. For example the owner of a bus, besides registering his vehicle with the National Transport Authority may also hold a licence issued by a district council. In the table giving figures for both licences and registrations, the activity of the bus owner is accounted for in registration only.

3. Classification and presentation of data

To cater for the wide range and diverse business activities and for classification purposes, each activity has been assigned an activity code according to the **National Standard Industrial classification of Economic Activities (NSIC)**, which is an adapted version of the International Standard Industrial Classification (ISIC), Rev. 3, 1990.

The NSIC consists of 5 levels of classification namely:

Level 1	Section:	17 sections identified by one of the letters A to Q
Level 2	Division:	56 divisions identified by the first 2 digits
Level 3	Group:	151 groups identified by the first 3 digits
Level 4	Classes:	302 classes identified by the first 4 digits
Level 5	Sub-classes:	548 sub-classes identified by the 5 digits

The 17 sections are as follows:

Section	Description	Division
A	Agriculture, Hunting & Forestry	01 and 02
B	Fishing	05
C	Mining & Quarrying	14
D	Manufacturing	15 – 37
E	Electricity, Gas & Water supply	40 and 41
F	Construction	45
G	Wholesale and Retail trade; Repair of motor vehicles, motorcycles & personal and households goods	50 – 52
H	Hotels and Restaurants	55
I	Transport, Storage & Communications	60 – 64
J	Financial Intermediation	65 – 67
K	Real Estate, Renting & Business activities	70 – 74
L	Public administration & Defence; Compulsory Social security	75
M	Education	80
N	Health & Social work	85
O	Other Community, Social & Personal service activities	90 – 93
P	Private households with employed persons	95
Q	Extra-territorial organisations & bodies	99

3. Data sources

- Licences:** - Municipalities and District Councils
- Registrations:** - Ministry of Industry, Small and Medium Enterprises, Commerce and Cooperatives (EPZ, Pioneer & ESZ)
- National Transport Authority (Public transport)
 - Ministry of Education and Human Resources (Private schools)
 - Judicial Department (Legal activities)
 - Professional Councils (Medical Practitioners, Dentists, Architects, etc.)
 - Customs Department (Freeport companies)
 - Financial Services Commission (Offshore companies)
 - The Police Department (Driving schools)
 - Tourism Authority (Tourist enterprises)
 - Beach Authority (Beach hawkers)

Business Activity Statistics, July 2006 - June 2007

Introduction

Statistics on business activities undertaken in the Island of Mauritius are compiled mainly from administrative records. They cover activities which are either licensed with the local authorities (municipalities and district councils) or registered with the appropriate organizations such as the Medical and Dental Council, the National Transport Authority, the Tourism Authority, etc. All agricultural activities are presently excluded.

It is to be noted that statistics on business activity presented in this publication refer to the total number of licensed or registered activities and not to the total number of operation units or enterprises.

2. Legal framework

Prior to October 2006, all entities in business had to be licensed with the relevant Municipality or District Council, or registered with the appropriate organisation. For each type of activity, the operator held a different licence. Thus, an entity selling foodstuff and non foodstuff, manufactured tobacco, cakes and pastries would be operating with three licences.

With the coming into operation of the Business Registration and Business Facilitation Acts on the 1st of October 2006 and amendments brought to various regulations, an operator now holds one licence irrespective of the number of activities carried out, provided that all the activities fall within the same cluster. Thus, the entity mentioned above would, upon renewal of its licences, operate with only one licence even though it is still carrying out the same three activities. The other two licences have been treated as cancelled for administrative purposes.

The statistics on licences and registrations collected prior to October 2006 are not strictly comparable with those collected after October 2006. Care should therefore be taken when comparing figures presented in this publication.

3. Evolution of licences between July 2006 and June 2007

As at end June 2007, the total number of licences stood at 84,136, representing an increase of 6% over the previous year figure of 79,651 (Table 1.1). During the period under reference, 9,141 new licences were issued, of which 5,754 (63%) pertained to activities classified under 'Wholesale and retail trade: repair of motor vehicles, personal and household goods'. The large number of licences which were cancelled during the same period (4,656) is due to a great extent, to the effect of the different regulations in place since 1st October 2006, as mentioned above. The distribution of licences by industry group and district is given in Tables 1.2a to 1.2h.

4. Registrations by industry group and district as at 30 June 2007

The number of registrations increased by 561 (2%) from 28,769 in July 2006 to 29,330 in June 2007. The industry group 'Transport, storage and communications' had

the highest number of registrations with 20,637 (70%) as at June 2007, followed by 'Real estate, renting and business activities' with 2,737 (9%) (Table 2).

5. Adjusted licences and registrations as at June 2007

Table 3.1 shows that the number of licences and registrations, adjusted to avoid double counting, has increased by 5% from 102,653 in June 2006 to 107,374 in June 2007. The industry group 'Wholesale and retail trade; repair of motor vehicles, personal and household goods' remained the most important with 58,839 activities (55%), followed by that of 'Transport, storage and communications' which totalled 21,073 activities (20%). The distribution of adjusted licences and registrations by selected industry groups is given in Tables 3.2a to 3.2h.

6. Net changes in adjusted licences and registrations, June 2006 to June 2007

The net changes in the number of adjusted licenses and registrations from 30 June 2006 to June 2007, by industry group, are given in Table 4. The highest increase in the number of activities was noted in the industry group 'Wholesale and retail trade; repair of motor vehicles, personal and household goods' with 2,280 activities, representing 48% of total increase. The decrease in the number of activities in the industry group 'Hotels and restaurants' is explained by the effect of the new regulations of the Tourist Act under which a restaurant keeper does not need a separate licence to sell alcoholic beverages. Consequently 525 liquor licences were cancelled during the period under reference.

7. Distribution of adjusted licences and registrations by industry group and region

The number of activities was higher in rural areas (54%) than in urban areas as shown in Table 5.1. Activities which are predominant in rural regions are from the industry groups 'Other Community, social and personal service activities' (65%) and 'Hotels and restaurants' (64%). On the other end, activities which are found mostly in urban areas are from the industry groups 'Health and social work' (76%), 'Real estate, renting and business activities' (63%) and 'Construction' (57%). The distribution of activities by region and selected industry groups is given in Tables 5.2a to 5.2h.

8. Distribution of adjusted licences and registrations by industry group and district

The district wise distribution of activities by industry group, given in Table 6, shows that the Plaines Wilhems district had the highest number of activities (27%) and Black River the smallest number (4%). Further details by selected industry groups are given in Tables 6.2a to 6.2h.

**Central Statistics Office
Ministry of Finance and Economic Development
Port-Louis
Mauritius**

April 2008

Contact Person

Mr D.Venkatasawmy
Senior Statistical officer
Central Business Register Unit
Tel: (212) 2316/17
Email: cso_cbr@mail.gov.mu

Table 1.1 - Evolution of licences between July 2006 and June 2007

NSIC	Activity	Number			
		2006 ¹ (as at June)	July 2006 to June 2007		2007 ¹ (as at June)
			Issued	Cancelled	
	Total	79,651	9,141	4,656	84,136
C	Mining and quarrying	5	0	0	5
D	Manufacturing	4,751	1,157	256	5,652
E	Electricity, gas and water supply	0	1	0	1
F	Construction	906	187	37	1,056
G	Wholesale and retail trade; repair of motor vehicles, motorcycles, personal and household goods	55,271	5,754	3,436	57,589
H	Hotels and restaurants	4,713	486	294	4,905
I	Transport, storage and communications	5,234	529	187	5,576
J	Financial intermediation	424	34	11	447
K	Real estate, renting and business activities	3,148	439	146	3,441
M	Education	459	21	28	452
N	Health and social work	265	29	3	291
O	Other community, social and personal service activities	4,475	504	258	4,721

¹ Revised

Table 1.2a - Licences by activity as at June, 2006 and 2007 - Manufacturing

NSIC	Activity	2006 ¹		2007 ¹	
		Issued	Cancelled	Issued	Cancelled
	Total	1,157	256	5,652	
15 & 16	Food product, beverages and tobacco	445	54	1,259	
17 & 18	Textiles and wearing apparel	413	53	1,243	
19	Tanning and dressing of leather & footwear	19	5	122	
20, 36101- 36109	Wood product including furniture	57	41	851	
21,22	Paper product, publishing and printing	28	16	305	
23	Coke, refined petroleum products and nuclear fuel	0	0	2	
24	Chemicals and chemical products	11	0	58	
25	Rubber and plastic products	6	6	197	
26	Non-metallic mineral products	10	8	94	
27, 28, 29	Basic & fabricated metals and machinery n.e.c	54	19	539	
30000	Office , accounting and computing machinery	6	0	15	
31, 32	Electrical machinery, apparatus, radio & tv equipment	2	0	5	
33	Medical optical instrument, watches and clocks	7	1	49	
34, 35	Motor vehicles, trailers and other transport equipment	4	1	10	
36911- 36919	Jewellery and related products	31	37	515	
36920- 36999	Manufacturing n.e.c.	60	15	384	
37	Recycling	4	0	4	

¹ Revised

Table 1.2b - Licences by activity as at June, 2006 and 2007 - Electricity, Gas and Water Supply

NSIC	Activity	2006	July 2006 to June 2007		2007
			Issued	Cancelled	
40 & 41	Electricity, gas and water supply	0	1	0	1

Table 1.2c - Licences by activity as at June, 2006 and 2007 - Construction

NSIC	Activity	2006 ¹	July 2006 to June 2007		2007 ¹
			Issued	Cancelled	
45	Construction	906	187	37	1,056

Table 1.2d - Licences by activity as at June, 2006 and 2007 - Hotels and Restaurants

NSIC	Activity	2006 ¹	July 2006 to June 2007		2007 ¹
			Issued	Cancelled	
	Total	4,713	486	294	4,905
55101 - 55109	Hotel and boarding houses	0	0	0	0
55201 - 55202	Restaurants	0	1	0	1
55203	Bars	1,693	8	91	1,610
55204 - 55209	Canteens and other eating places	3,020	477	203	3,294

¹ Revised

Table 1.2e - Licences by activity as at June, 2006 and 2007 - Wholesale and retail trade; Repair of motor vehicles, motorcycles and personal and household goods

NSIC	Activity	2006 ¹		July 2006 to June 2007		2007 ¹
		Issued	Cancelled	Issued	Cancelled	
	Total	55,271		5,754	3,436	57,589
501 & 502	Sale and repairs of motor vehicles	624		87	39	672
503	Sale of motor vehicle spare parts and accessories	762		63	70	755
504	Sale and repairs of motorcycles/spare parts	415		26	17	424
505	Retail sale of automotive fuel	150		10	7	153
51	Wholesaler/Commission Agent except of motor vehicles	6,018		1,156	482	6,692
5211	General retailer foodstuff and non-foodstuff	5,680		1,056	364	6,372
5219	General retailer non-foodstuff (non-specialised)	6,747		444	454	6,737
5220	Retail sale of food, beverages and tobacco	11,373		287	903	10,757
5231	Retail sale of pharmaceutical goods	246		45	8	283
5232	Retail sale of textiles and footwear	643		169	50	762
5233	Retail sale of household appliances	649		67	53	663
5234	Retail of hardware, paints and glass	1,003		109	69	1,043
5235	Sale of furniture	605		18	33	590
5236	Bookshop	265		10	23	252
5237	Jewellers shop	162		32	21	173
5239	Retail sale in specialised stores	2,070		158	119	2,109
5240	Retail sale of second hand goods in stores	29		0	0	29
5252	Retail at market place and fairs	12,206		1,121	537	12,790
5259	Hawkers, street vendors and mobile victualler	4,802		823	155	5,470
5260	Repair of personal and household goods	822		73	32	863

¹ Revised

Table 1.2f - Licences by activity as at June, 2006 and 2007 - Transport, storage and communications

NSIC	Activity	2006 ¹	July 2006 to June 2007		2007 ¹
			Issued	Cancelled	
			Number		
	Total	5,234	529	187	5,576
60211 - 60219	Bus transport	1,245	77	21	1,301
60221	Taxi car	1,790	325	36	2,079
60231 - 60239	Freight transport by road	1,756	92	90	1,758
63010 - 63030 & 63090	Supporting and auxiliary transport activities	441	32	40	433
63041 - 63042	Travel agencies and tour operators	0	2	0	2
64	Post and telecommunications	2	1	0	3

¹ Revised

**Table 1.2g - Licences by activity as at June, 2006 and 2007 - Financial intermediation;
Real estate and business activities**

NSIC	Activity	2006 ¹	July 2006 to June 2007		2007 ¹
			Issued	Cancelled	
	Total	3,572	473	157	3,888
65	Financial intermediation except insurance & pension funding	210	13	2	221
66	Insurance and pension funding except compulsory social security	142	3	7	138
67	Activities auxiliary to financial intermediation	72	18	2	88
70	Real estate activities	293	69	17	345
71	Renting of machinery and equipment	1,716	97	58	1,755
72	Computer and related activities	52	79	7	124
74111	Attorney	128	1	0	129
74112	Notary	58	0	3	55
74113	Barrister	0	0	0	0
74121 & 74122	Accounting and Tax consultancy	68	7	3	72
7414	Business and management consultancy activities	84	74	6	152
74211	Engineer	18	4	3	19
74212 & 74213	Quantity and Land surveyors	63	2	0	65
74214	Architect	39	3	1	41
7422	Motor surveyors	124	8	8	124
74300	Advertising	88	9	15	82
749	Business activities n.e.c	417	86	25	478

¹ Revised

Table 1.2h - Licences by activity as at June, 2006 and 2007 - Education; Health and Social work; Community, social and personal service activities

NSIC	Activity	2006 ¹		2007 ¹	
		July 2006 to June 2007		2007 ¹	
		Issued	Cancelled	Issued	Cancelled
	Total	554	289	5,464	0
80101	Pre-Primary	0	0	0	0
80102	Primary	0	0	0	0
80210	Secondary	0	0	0	0
80220	Vocational training centre	11	26	386	0
80301 - 80309	Higher education	3	0	7	0
80901 - 80909	Adult & other education	7	2	59	0
85121 - 85122	Medical practitioner	2	0	90	0
85123	Dentist	0	0	43	0
85124 - 85320	Optician, Other health and Social work activities	27	3	158	0
90	Sewage and refuse disposal, sanitation and similar activities	3	0	27	0
91	Activities of membership organisations n.e.c	14	3	55	0
92	Recreational cultural & sporting activities	140	149	2,715	0
93	Other service activities	347	106	1,924	0

¹ Revised

Table 2 - Registrations by industry group and district as at June 2007¹

NSIC	Activity	Number									
		Port - Louis	P/Withems	Pamplemousses	Riv. du Rempart	Moka	Flacq	Grand Port	Savanne	Black - River	All districts
	Total	5,842	7,184	3,685	3,748	1,575	3,306	1,733	1,035	1,222	29,330
C	Mining and quarrying	1	0	0	0	0	0	0	0	0	1
D	Manufacturing	131	190	66	36	44	26	16	11	25	545
E	Electricity, gas and water supply	0	0	1	0	0	2	0	1	0	4
F	Construction	0	2	0	0	0	0	0	0	0	2
G	Wholesale and retail trade; repair of motor vehicles, personal and household goods	437	70	201	103	4	144	76	20	194	1,249
H	Hotels and restaurants	91	225	208	308	19	140	90	26	172	1,379
I	Transport, storage and communications	3,547	5,153	2,701	2,874	1,186	2,539	1,312	853	472	20,637
J	Financial intermediation	8	0	0	0	0	0	0	0	0	8
K	Real estate, renting and business activities	1,333	721	188	103	238	23	49	16	66	2,737
M	Education	182	404	115	89	60	129	87	62	33	1,161
N	Health and social work	94	410	32	32	24	29	16	16	6	659
O	Other community, social and personal services	18	9	173	203	0	274	87	30	254	1,048

¹ Revised

Table 3.1 - Licences¹ and registrations by industry group as at June, 2006 and 2007

NSIC	Activity	Number				
		2006 ²		2007 ²		
		Licences only	Registrations	Licences only	Registrations	
	Total	73,884	28,769	78,044	29,330	107,374
C	Mining and quarrying	5	1	5	1	6
D	Manufacturing	4,751	610	5,651	545	6,196
E	Electricity, gas and water supply	0	4	1	4	5
F	Construction	906	2	1,092	2	1,094
G	Wholesale and retail trade; repair of motor vehicles, motor cycles and personal and household goods	55,271	1,288	57,590	1,249	58,839
H	Hotels and restaurants	4,713	1,841	4,904	1,279	6,183
I	Transport, storage and communications	445	19,927	436	20,637	21,073
J	Financial intermediation and insurance	424	12	447	8	455
K	Real estate, renting and business activities	2,301	2,608	2,588	2,737	5,325
M	Education	459	1,181	450	1,161	1,611
N	Health and social work	134	642	158	659	817
O	Other community, social and personal service activities	4,475	653	4,722	1,048	5,770
	Total	102,653	102,653	102,653	102,653	102,653

¹ Adjusted - some activities are both licensed and registered. To avoid double counting such activities are included under registrations only.

² Revised

Fig 1 - Evolution of total number of Licences¹ & registrations during, June 2000 - 2007

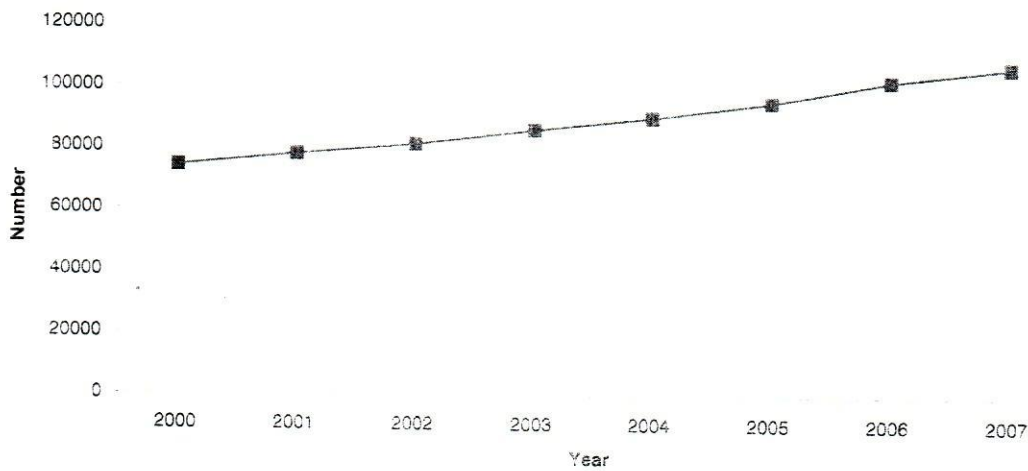
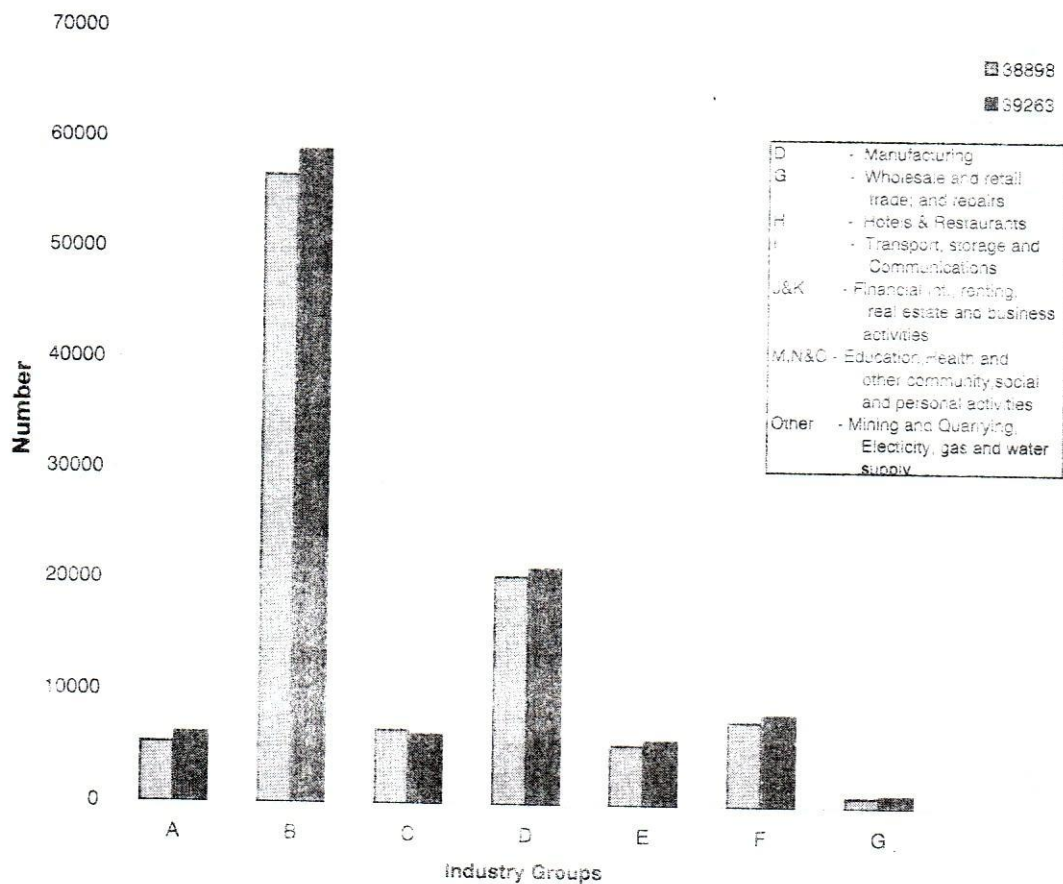


Fig 2 - Licences¹ & registrations by main activity as at June, 2006 and 2007



¹ Adjusted - some activities are both licensed and registered. To avoid double counting such activities are included under registrations only.

Table 3.2a - Licences' and registrations by industry group as at June 2007² - Manufacturing

NSIC	Activity	Number		
		Licences only	Registrations	Total
	Total	5,651	545	6,196
15 & 16	Food product, beverages and tobacco	1,259	30	1,289
17 & 18	Textiles and wearing apparel	1,243	219	1,462
19	Tanning and Dressing of leather and footwear	122	7	129
20, 36101- 36109	Wood Product including furniture	853	14	867
21,22	Paper product, publishing and printing	305	34	339
23	Coke, refined petroleum products and nuclear fuel	2	0	2
24	Chemicals and chemical products	58	18	76
25	Rubber and plastic products	197	35	232
26	Non-metallic mineral product	94	17	111
27, 28, 29	Basic and fabricated metals and machinery n.e.c	541	49	590
30000	Office equipment	10	8	18
31, 32	Electrical machinery, apparatus, radio & tv equipment	5	25	30
33	Medical optical instrument, watches and clocks	49	13	62
34, 35	Motor vehicles, trailers and other transport equipment	10	11	21
36911- 36919	Jewellery and related products	515	33	548
36920- 36999	Manufacturing n.e.c.	384	21	405
37	Recycling	4	11	15

¹ Adjusted - some activities are both licensed and registered. To avoid double counting such activities are included under registrations only.

² Revised

Table 3.2b - Licences' and registrations by industry group as at June 2007² - Electricity, Gas and Water Supply

NSIC	Activity	Number		
		Licences only	Registrations	Total
40 & 41	Electricity, gas and water supply	1	4	5

Table 3.2c - Licences' and registrations by industry group as at June 2007² - Construction

NSIC	Activity	Number		
		Licences only	Registrations	Total
45	Construction	1,092	2	1,094

Table 3.2d - Licences' and registrations by industry group as at June 2007² - Hotels and Restaurants

NSIC	Activity	Number		
		Licences only	Registrations	Total
	Total	4,904	1,279	6,183
55101 - 55109	Hotel and boarding houses	0	645	645
55201 - 55202	Restaurants	0	634	634
55203	Bars	1,610	0	1,610
55204 - 55209	Canteens and other eating places	3,294	0	3,294

¹ Adjusted - some activities are both licensed and registered. To avoid double counting such activities are included under registrations only.

² Revised

Table 3.2e - Licences¹ and registrations by industry group as at June 2007² - Wholesale and retail trade; Repair of motor vehicles, motorcycles and personal and household goods

NSIC	Activity	Number		
		Licences only	Registrations	Total
	Total	57,590	1,249	58,839
501 & 502	Sale and repairs of motor vehicles	673	0	673
503	Sale of motor vehicle spare parts and accessories	755	0	755
504	Sale and repairs of motorcycles/spare parts	424	0	424
505	Retail sale of automotive fuel	153	0	153
51	Wholesaler/Commission Agent except motor vehicles	6,692	567	7,259
5211	General Retailer foodstuff and non-foodstuff	6,372	0	6,372
5219	General Retailer non-foodstuff (non-specialised)	6,737	0	6,737
5220	Retail sale of food, beverages and tobacco	10,757	0	10,757
5231	Retail sale of pharmaceutical goods	283	0	283
5232	Retail sale of textiles and footwear	762	0	762
5233	Retail sale of household appliances	663	0	663
5234	Retail of hardware, paints and glass	1,043	0	1,043
5235	Sale of furniture	590	0	590
5236	Bookshop	252	0	252
5237	Jewellers shop	173	0	173
5239	Retail sale in specialised stores	2,109	0	2,109
5240	Retail sale of second hand goods in stores	29	0	29
5252	Retail at market place and fairs	12,792	0	12,792
5259	Hawkers, street vendors and mobile victualler	5,468	682	6,150
5260	Repair of personal and household goods	863	0	863

¹ Adjusted - some activities are both licensed and registered. To avoid double counting such activities are included under registrations only.

² Revised

Table 3.2f - Licences¹ and registrations by industry group as at June 2007² - Transport, storage & communications

NSIC	Activity	Number		
		Licences only	Registrations	Total
	Total	436	20,637	21,073
60211 - 60219	Bus transport	0	5,213	5,213
60221	Taxi	0	6,857	6,857
60231 - 60239	Freight transport by road	0	8,193	8,193
63010 - 63030 & 63090	Supporting and auxilliary transport activities	433	59	492
63041 - 63042	Travel agencies and tour operators	0	313	313
64	Post and telecommunications	3	2	5

¹ Adjusted - some activities are both licensed and registered. To avoid double counting such activities are included under registrations only.

² Revised

**Table 3.2g - Licences¹ and registrations by industry group as at June 2007² - Financial intermediation;
Real estate and business activities**

NSIC	Activity	Number		
		Licences only	Registrations	Total
	Total	3,035	2,745	5,780
65	Financial intermediation except insurance & pension funding	221	7	228
66	Insurance and pension funding except compulsory social security	138	0	138
67	Activities auxiliary to financial intermediation	88	1	89
70	Real estate activities	345	0	345
71	Renting of machinery and equipment	1,126	1,807	2,933
72	Computer and related activities	124	67	191
74111	Attorney	0	137	137
74112	Notary	0	57	57
74113	Barrister	0	339	339
74121 & 74122	Accounting & tax consultancy activities	73	0	73
7414	Business and management consultancy activities	152	142	294
74211	Engineer	19	5	24
74212 & 74213	Quantity and Land surveyors	65	0	65
74214	Architect	0	112	112
7422	Motor surveyors	123	37	160
74300	Advertising	82	0	82
749	Business activities n.e.c	479	34	513

¹ Adjusted - some activities are both licensed and registered. To avoid double counting such activities are included under registrations only.

² Revised

Table 3.2b - Licences¹ and registrations by industry group as at June 2007² - Education; Health and Social work; Community, social and personal service activities

NSIC	Activity	Number		
		Licences only	Registrations	Total
	Total	5,330	2,868	8,198
80101	Pre-Primary	0	808	808
80102	Primary	0	73	73
80210	Secondary	0	110	110
80220	Vocational training centre	386	1	387
8030	Higher education	5	32	37
80901 - 80909	Adult & other education	59	137	196
85121 - 85122	Medical practitioner	0	528	528
85123	Dentist	0	131	131
85124 - 85320	Optician, Other health and Social work activities	158	0	158
90	Sewage and refuse disposal, sanitation and similar activities	28	0	28
91	Activities of membership organisations n.e.c	55	0	55
92	Recreational cultural & sporting activities	2,719	1,042	3,761
93	Other service activities	1,920	6	1,926

¹ Adjusted - some activities are both licensed and registered. To avoid double counting such activities are included under registrations only.

² Revised

Table 4 - Net changes in licences¹ and registrations by industry group, June 2006 to June 2007²

NSIC	Activity	2006 ²	2007 ²	Net change	
				Number	%
	Total	102,653	107,374	4,721	4.6
C	Mining and quarrying	6	6	0	0.0
D	Manufacturing	5,361	6,196	835	15.6
E	Electricity, gas and water supply	4	5	1	25.0
F	Construction	908	1,094	186	20.5
G	Wholesale and retail trade; repair of motor vehicles, motorcycles, personal and household goods	56,559	58,839	2,280	4.0
H	Hotels and restaurants	6,554	6,183	-371	-5.7
I	Transport, storage and communications	20,372	21,073	701	3.4
J	Financial intermediation and insurance	436	455	19	4.4
K	Real estate, renting and business activities	4,909	5,325	416	8.5
M	Education	1,640	1,611	-29	-1.8
N	Health and social work	776	817	41	5.3
O	Other community, social and personal service activities	5,128	5,770	642	12.5

¹ Adjusted - some activities are both licensed and registered. To avoid double counting such activities are included under registrations only.

² Revised

Table 5.1 - Licences¹ and registrations by industry group and region as at June 2007²

NSIC	Activity	Number		
		Urban	Rural	Total
	Total	49,773	57,601	107,374
C	Mining and quarrying	1	5	6
D	Manufacturing	3,134	3,062	6,196
E	Electricity, gas and water supply	0	5	5
F	Construction	629	465	1,094
G	Wholesale and retail trade; repair of motor vehicles, motorcycles, personal and household goods	27,570	31,269	58,839
H	Hotels and restaurants	2,229	3,954	6,183
I	Transport, storage and communications	9,041	12,032	21,073
J	Financial intermediation and insurance	258	197	455
K	Real estate, renting and business activities	3,370	1,955	5,325
M	Education	911	700	1,611
N	Health and social work	617	200	817
O	Other community, social and personal service activities	2,013	3,757	5,770

¹ Adjusted - some activities are both licensed and registered. To avoid double counting such activities are included under registrations only.

² Revised

Table 5.2a - Licences¹ and registrations by industry group and region as at June 2007² - Manufacturing

NSIC	Activity	Number		
		Urban	Rural	Total
	Total	3,134	3,062	6,196
15 & 16	Food product, beverages and tobacco	588	701	1,289
17 & 18	Textiles and wearing apparel	694	768	1,462
19	Tanning and dressing of leather & footwear	78	51	129
20, 36101- 36109	Wood product including furniture	475	392	867
21,22	Paper product, publishing and printing	239	100	339
23	Coke, refined petroleum products and nuclear fuel	0	2	2
24	Chemicals and chemical products	41	35	76
25	Rubber and plastic products	135	97	232
26	Non-metallic mineral products	36	75	111
27, 28, 29	Basic & fabricated metals and machinery n.e.c	311	279	590
30000	Office equipment	16	2	18
31, 32	Electrical machinery, apparatus, radio & tv equipment	19	11	30
33	Medical optical instrument, watches and clocks	31	31	62
34, 35	Motor vehicles, trailers and other transport equipment	11	10	21
36911- 36919	Jewellery and related products	266	282	548
36920- 36999	Manufacturing n.e.c.	187	218	405
37	Recycling	7	8	15

¹ Adjusted - some activities are both licensed and registered. To avoid double counting such activities are included under registrations only.

² Revised

Table 5.2b - Licences¹ and registrations by industry group and region as at June 2007² - Electricity, Gas and Water Supply

NSIC	Activity	Number		
		Urban	Rural	Total
40 & 41	Electricity, gas and water	0	5	5

Table 5.2c - Licences¹ and registrations by industry group and region as at June 2007² - Construction

NSIC	Activity	Number		
		Urban	Rural	Total
45	Construction	629	465	1,094

Table 5.2d - Licences¹ and registrations by industry group and region as at June 2007² - Hotels and Restaurants

NSIC	Activity	Number		
		Urban	Rural	Total
	Total	2,229	3,954	6,183
55101 - 55109	Hotels and boarding houses	85	560	645
55201 - 55202	Restaurants	231	403	634
55203	Bars	414	1,196	1,610
55204 - 55209	Canteens and other eating places	1,499	1,795	3,294

¹ Adjusted - some activities are both licensed and registered. To avoid double counting, such activities are included under registrations only.

² Revised

Table 5.2e - Licences¹ and registrations by by industry group and region as at June 2007² - Wholesale and retail trade; Repair of motor vehicles, motorcycles and personal and household goods

NSIC	Activity	Number		
		Urban	Rural	Total
	Total	27,570	31,269	58,839
501 & 502	Sale and repairs of motor vehicles	356	317	673
503	Sale of motor vehicle spare parts and accessories	475	280	755
504	Sale and repairs of motorcycles/spare parts	230	194	424
505	Retail sale of automotive fuel	72	81	153
51	Wholesaler/Commission Agent except of motor vehicles	4,456	2,803	7,259
5211	General retailer foodstuff and non-foodstuff	2,585	3,787	6,372
5219	General retailer non-foodstuff (non-specialised)	3,974	2,763	6,737
5220	Retail sale of food, beverages and tobacco	4,702	6,055	10,757
5231	Retail sale of pharmaceutical goods	176	107	283
5232	Retail sale of textiles and footwear	564	198	762
5233	Retail sale of household appliances	407	256	663
5234	Retail of hardware, paints and glass	529	514	1,043
5235	Sale of furniture	242	348	590
5236	Bookshop	152	100	252
5237	Jewellers shop	83	90	173
5239	Retail sale in specialised stores	911	1,198	2,109
5240	Retail sale of second-hand goods in stores	23	6	29
5252	Retail at market place and fairs	5,165	7,627	12,792
5259	Hawkers, street vendors and mobile victualler	1,999	4,151	6,150
5260	Repair of personal and household goods	469	394	863

¹ Adjusted - some activities are both licensed and registered. To avoid double counting such activities are included under registrations only.

² Revised

**Table 5.2f - Licences¹ and registrations by activity and region as at June 2007² -
Transport, storage and communications**

NSIC	Activity	Number		
		Urban	Rural	Total
	Total	9,041	12,032	21,073
60211 - 60219	Bus Transport	2,544	2,669	5,213
60221	Taxi car	2,782	4,075	6,857
60231 - 60239	Freight transport by road	3,139	5,054	8,193
63010 - 63030 & 63090	Supporting and auxiliary transport activities	380	112	492
63041 - 63042	Travel agencies and tour operators	192	121	313
64	Post and telecommunications	4	1	5

¹ Adjusted - some activities are both licensed and registered. To avoid double counting, such activities are included under registrations only.

² Revised

**Table 5.2g - Licences¹ and registrations by industry group and region as at June 2007² - Financial intermediation;
Real estate and business activities**

NSIC	Activity	Number		
		Urban	Rural	Total
	Total	3,628	2,152	5,780
65	Financial intermediation except insurance & pension funding	119	109	228
66	Insurance and pension funding except compulsory social security	88	50	138
67	Activities auxiliary to financial intermediation	51	38	89
70	Real estate activities	183	162	345
71	Renting of machinery and equipment	1,532	1,401	2,933
72	Computer and related activities	135	56	191
74111	Attorney	137	0	137
74112	Notary	57	0	57
74113	Barrister	339	0	339
74121 - 74122	Accounting and tax consultancy	67	6	73
7414	Business and management consultancy activities	222	72	294
74211	Engineer	21	3	24
74212 & 74213	Quantity and land surveyors	59	6	65
74214	Architect	92	20	112
7422	Motor surveyors	119	41	160
74300	Advertising	67	15	82
749	Business activities n.e.c	340	173	513

¹ Adjusted - some activities are both licensed and registered. To avoid double counting such activities are included under registrations only.

² Revised

Table 5.2h - Licences¹ and registrations by industry group and region as at June 2007² - Education; Health and Social work; Community, social and personal service activities

NSIC	Activity	Number		
		Urban	Rural	Total
	Total	3,541	4,657	8,198
80101	Pre-Primary	366	442	808
80102	Primary	37	36	73
80210	Secondary	66	44	110
80220	Vocational training centre	290	97	387
8030	Higher education	33	4	37
80901 - 80909	Adult and other education	119	77	196
85121 - 85122	Medical practitioner	409	119	528
85123	Dentist	95	36	131
85124 - 85320	Optician, Other health and Social work activities	113	45	158
90	Sewage and refuse disposal, sanitation and similar activities	8	20	28
91	Activities of membership organisations n.e.c	28	27	55
92	Recreational cultural and sporting activities	826	2,935	3,761
93	Other service activities	1,151	775	1,926

¹ Adjusted - some activities are both licensed and registered. To avoid double counting such activities are included under registrations only.

² Revised

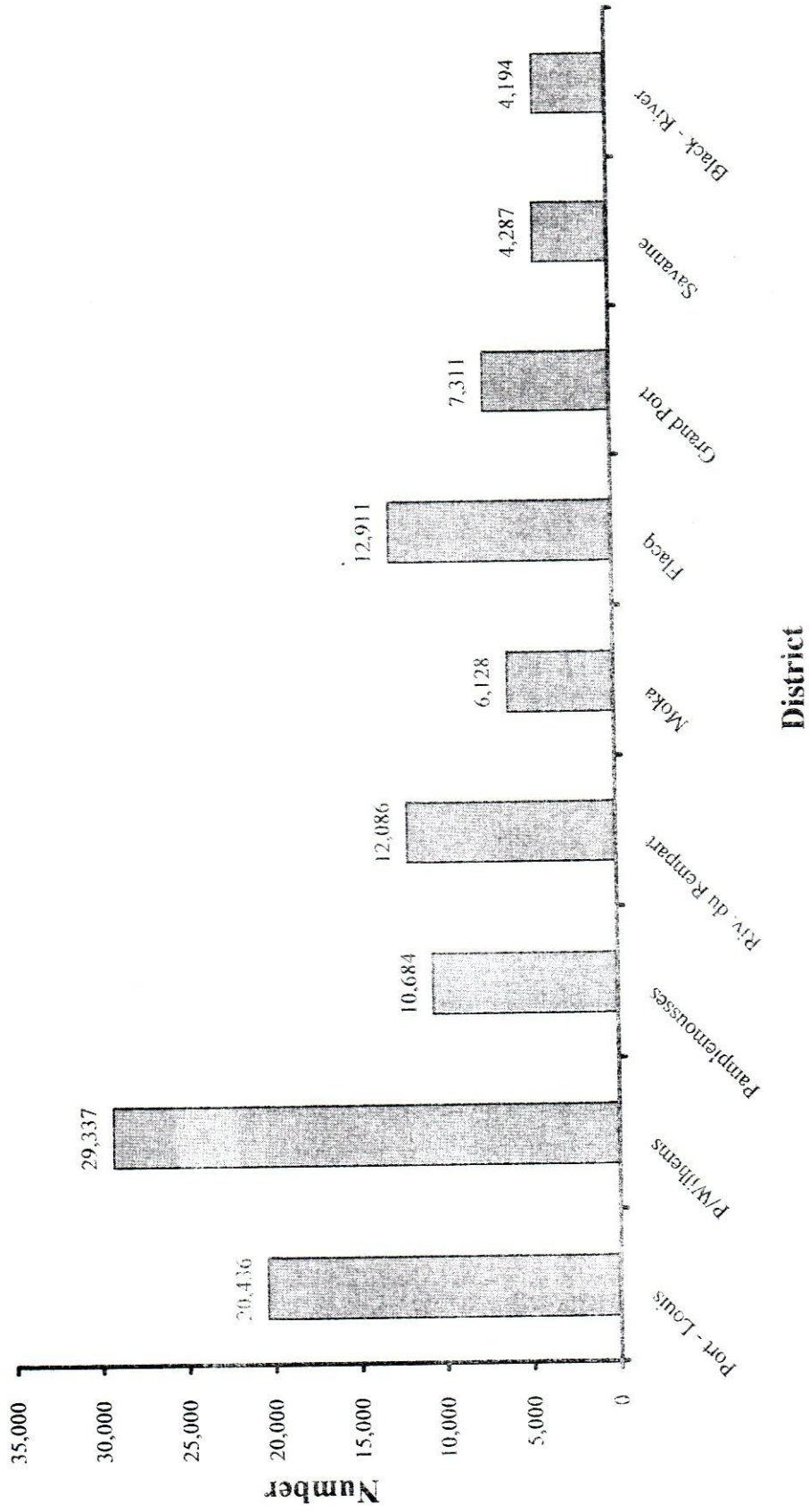
Table 6.1 - Licences¹ and registrations by industry group and district as at June 2007²

NSIC	Activity	Number									
		Port - Louis	F/Williams	Pamplemousses	Riv. du Rempart	Moka	Flacq	Grand Port	Savanne	Black - River	All districts
	Total	20,436	29,337	10,684	12,086	6,128	12,911	7,311	4,287	4,194	107,374
C	Mining and quarrying	1	0	0	0	0	0	0	0	5	6
D	Manufacturing	1,172	1,962	553	494	356	652	419	294	294	6,196
E	Electricity	0	0	1	0	0	2	1	1	0	5
F	Construction	152	477	70	51	85	120	72	22	45	1,094
G	Wholesale and retail trade; repair of motor vehicles, motorcycles, personal and household goods	11,365	16,205	5,675	6,820	3,342	7,179	3,849	2,103	2,301	58,839
H	Hotels and restaurants	744	1,485	666	822	335	808	607	305	411	6,183
I	Transport, storage and communications	3,811	5,230	2,726	2,880	1,188	2,542	1,346	853	497	21,073
J	Financial intermediation and insurance	154	104	20	43	17	55	33	18	11	455
K	Real estate, renting and business activities	1,873	1,497	400	351	390	328	200	108	178	5,325
M	Education	317	594	128	109	78	164	107	68	46	1,611
N	Health and social work	132	485	38	45	30	41	20	16	10	817
O	Other community, social and personal services	715	1,298	407	471	307	1,020	657	499	396	5,770

¹ Adjusted - some activities are both licensed and registered. To avoid double counting such activities are included under registrations only.

² Revised

Fig 3 - Licences¹ and registrations by district as at June 2007



¹ Adjusted - some activities are both licensed and registered. To avoid double counting such activities are included under registrations only.

Table 6.2a - Licences¹ and registrations by industry group and district as at June 2007² - Manufacturing

NSIC	Activity	Number									
		Port - Louis	P/Williams	Pamplemousses	Riv. du Rempart	Moka	Flacq	Grand Port	Savanne	Black - River	All districts
	Total	1,172	1,962	553	494	356	652	419	294	294	6,196
15 & 16	Food product, beverages and tobacco	188	400	112	105	91	154	96	79	64	1,289
17 & 18	Textiles and wearing apparel	202	492	93	127	119	195	101	92	41	1,462
19	Tanning and dressing of leather & footwear	42	36	17	5	7	4	11	4	3	129
20, 36101- 36109	Wood product including furniture	148	327	60	57	41	100	73	33	28	867
21,22	Paper product, publishing and printing	143	96	22	14	12	11	11	9	21	339
23	Coke, refined petroleum products and nuclear fuel	0	0	0	0	0	1	0	0	1	2
24	Chemicals and chemical products	19	22	12	3	4	1	3	0	12	76
25	Rubber and plastic products	82	53	20	17	6	9	24	13	8	232
26	Non-metallic mineral products	19	17	24	3	6	13	10	3	16	111
27, 28, 29	Basic & fabricated metals and machinery, n.e.c	94	217	65	74	22	43	31	20	24	590
30000	Office equipment	9	7	2	0	0	0	0	0	0	18
31, 32	Electrical machinery, apparatus, radio & tv equipment	12	7	4	1	3	0	1	0	2	30
33	Medical optical instrument, watches and clocks	6	25	8	9	4	8	0	1	1	62
34, 35	Motor vehicles, trailers and other transport equipment	9	2	0	3	1	0	2	0	4	21
36911- 36919	Jewellery and related products	115	151	52	45	28	80	34	34	9	548
36920- 36999	Manufacturing, n.e.c.	79	108	60	30	11	33	18	6	60	405
37	Recycling	5	2	2	1	1	0	4	0	0	15

¹ Adjusted - some activities are both licensed and registered. To avoid double counting such activities are included under registrations only.

² Revised

Table 6.2b - Licences¹ and registrations by industry group and district as at June 2007² - Electricity, Gas and Water Supply

NSIC	Activity	Number										
		P - Louis	P/Williams	Pamp.	R.Rempart	Moka	Flacq	G - Port	Savanne	B - River	All districts	
40 & 41	Electricity, Gas and water	0	0	1	0	0	2	1	1	1	0	5

Table 6.2c - Licences¹ and registrations by industry group and district as at June 2007² - Construction

NSIC	Activity	Number									
		P - Louis	P/Williams	Pamp.	R.Rempart	Moka	Flacq	G - Port	Savanne	B - River	All districts
4520	Construction	152	477	70	51	85	120	72	22	45	1,094

Table 6.2d - Licences¹ and registrations by industry group and district as at June 2007² - Hotels and Restaurants

NSIC	Activity	Number									
		P - Louis	P/Williams	Pamp.	R.Rempart	Moka	Flacq	G - Port	Savanne	B - River	All districts
	Total	744	1,485	666	822	335	808	607	305	411	6,183
55101 - 55109	Hotels and boarding houses	25	60	120	215	1	62	52	11	99	645
55201 - 55202	Restaurants	66	165	88	93	18	78	38	15	73	634
55203	Bars	102	312	159	206	127	275	234	127	68	1,610
55204 - 55209	Canteens and other eating places	551	948	299	308	189	393	283	152	171	3,294

¹ Adjusted - some activities are both licensed and registered. To avoid double counting such activities are included under registrations only.

² Revised

Table 6.2e - Licences¹ and registrations by activity and district as at June 2007² - Wholesale and retail trade; Repair of motor vehicles, motorcycles & personal and household goods

NSIC	Activity	Number									
		P - Louis	P/Williams	Pamp.	R.Rempart	Moka	Flacq	G - Port	Savanne	B - Rivier	All districts
	Total	11,365	16,205	5,675	6,820	3,342	7,179	3,849	2,103	2,301	58,839
501 & 502	Sale and repairs of motor vehicles	133	223	59	51	33	74	44	26	30	673
503	Sale of motor vehicle spare parts and accessories	236	239	59	46	28	57	41	23	26	755
504	Sale and repairs of motorcycles/spare parts	109	121	40	33	12	43	34	26	6	424
505	Retail sale of automotive fuel	19	53	10	20	6	19	14	7	5	153
51	Wholesaler/Commission Agent except of motor vehicles	2,490	1,966	315	397	470	813	319	217	272	7,259
5211	General retailer foodstuff and non-foodstuff	815	1,770	724	798	292	564	787	394	228	6,372
5219	General retailer non-foodstuff (non-specialised)	1,685	2,289	398	701	275	705	306	177	201	6,737
5220	Retail sale of food, beverages and tobacco	1,573	3,129	1,039	983	687	1,395	968	532	451	10,757
5231	Retail sale of pharmaceutical goods	58	118	16	18	11	20	26	9	7	283
5232	Retail sale of textiles and footwear	399	165	14	61	7	23	51	32	10	762
5233	Retail sale of household appliances	204	203	34	45	12	53	57	30	25	663
5234	Retail of hardware, paints and glass	248	281	87	101	51	117	81	48	29	1,043
5235	Sale of furniture	37	205	79	69	31	70	50	33	16	590
5236	Bookshop	51	101	22	19	13	21	16	5	4	252
5237	Jewellers shop	30	53	13	36	5	15	3	0	18	173
5239	Retail sale in specialised stores	304	607	202	228	107	278	201	93	89	2,109
5240	Retail sale of second-hand goods in stores	17	6	3	1	0	0	2	0	0	29
5252	Retail at market place and fairs	1,384	3,781	1,640	2,440	930	1,873	245	93	406	12,792
5259	Hawkers, street vendors and mobile victualler	1,411	588	843	708	326	934	555	345	440	6,150
5260	Repair of personal and household goods	162	307	78	65	46	105	49	13	38	863

¹ Adjusted - some activities are both licensed and registered. To avoid double counting such activities are included under registrations only.

² Revised

Table 6.2f - Licences¹ and registrations by industry group and district as at June 2007² - Transport, storage and communications

NSIC	Activity	Number									
		Port - Louis	P/Wilhelms	Pamplemousses	Riv. Du Rempart	Moka	Flacq	Grand Port	Savanne	Black - River	All districts
	Total	3,811	5,230	2,726	2,880	1,188	2,542	1,346	853	497	21,073
60211 - 60219	Bus Transport	656	1,888	578	506	340	507	418	244	76	5,213
60221	Taxi car	1,119	1,663	578	803	246	1,423	519	247	259	6,857
60231 - 60239	Freight transport by road	1,639	1,500	1,517	1,512	593	597	365	357	113	8,193
63010 - 63030 & 63090	Supporting and auxiliary transport activities	294	86	32	9	2	7	36	0	26	492
63041 - 63042	Travel agencies and tour operators	100	92	21	50	7	8	8	5	22	313
64	Post and telecommunications	3	1	0	0	0	0	0	0	1	5

¹ Adjusted - some activities are both licensed and registered. To avoid double counting, such activities are included under registrations only.

² Revised

Table 6.2g - Licences¹ and registrations by industry group and district as at June 2007² - Financial intermediation; Real estate and business activities

NSIC	Activity	Number									
		P - Louis	P/Wilhelms	Pamp.	R.Rempart	Moka	Flacq	G - Port	Savanne	B - River	All districts
	Total	2,027	1,601	420	394	407	383	233	126	189	5,780
65	Financial intermediation except insurance & pension funding	54	65	14	26	8	22	23	10	6	228
66	Insurance and pension funding except compulsory social security	61	27	3	8	4	19	7	7	2	138
67	Activities auxiliary to financial intermediation	39	12	3	9	5	14	3	1	3	89
70	Real estate activities	79	104	31	55	15	37	8	3	13	345
71	Renting of machinery and equipment	698	834	311	235	301	201	151	91	111	2,933
72	Computer and related activities	58	77	3	6	10	19	9	0	9	191
74111	Attorney	137	0	0	0	0	0	0	0	0	137
74112	Notary	57	0	0	0	0	0	0	0	0	57
74113	Barrister	339	0	0	0	0	0	0	0	0	339
74121 & 74122	Accounting and Tax consultancy	48	19	2	1	1	1	1	0	0	73
7414	Business and management consultancy activities	147	75	6	8	19	26	4	2	7	294
74211	Engineer	5	16	0	0	2	0	0	0	1	24
74212 & 74213	Quantity and Land surveyors	29	30	1	0	1	3	1	0	0	65
74214	Architect	31	61	5	4	5	2	1	0	3	112
7422	Motor surveyors	72	47	11	6	7	5	3	0	9	160
74300	Advertising	37	30	2	6	2	2	0	0	3	82
749	Business activities, n.e.c	136	204	28	30	27	32	22	12	22	513

¹ Adjusted - some activities are both licensed and registered. To avoid double counting such activities are included under registrations only.

² Revised

Table 6.2h - Licences¹ and registrations by activity and district as at June 2007² - Education; Health and Social work; Community, social and personal service activities

NSIC	Activity	Number									
		P - Louis	P/Williams	Pamp.	R.Rempart	Moka	Flacq	G - Port	Savanne	B - River	All districts
	Total	1,164	2,377	573	625	415	1,225	784	583	452	8,198
80101	Pre-Primary	105	261	86	76	37	101	66	50	26	808
80102	Primary	9	28	6	3	5	10	5	4	3	73
80210	Secondary	21	45	9	6	7	7	8	5	2	110
80220	Vocational training centre	113	177	11	15	15	28	13	2	13	387
8030	Higher education	14	19	2	0	1	1	0	0	0	37
80901 - 80909	Adult & other education	55	64	14	9	13	17	15	7	2	196
85121 - 85122	Medical practitioner	75	334	23	25	18	21	15	11	6	528
85123	Dentist	19	76	9	7	6	8	1	5	0	131
85124 - 85320	Optician, Other health and Social work activities	38	75	6	13	6	12	4	0	4	158
90	Sewage and refuse disposal, sanitation and similar activities	6	2	2	2	2	4	4	2	4	28
91	Activities of membership organisations n.e.c	7	21	5	12	1	0	2	0	7	55
92	Recreational cultural & sporting activities	345	481	257	292	241	862	535	439	309	3,761
93	Other service activities	357	794	143	165	63	154	116	58	76	1,926

¹ Adjusted - some activities are both licensed and registered. To avoid double counting such activities are included under registrations only.

² Revised