

**Vol. 9**

**REPUBLIC OF MAURITIUS**

**Ministry of Finance and Economic Development**

**CENTRAL STATISTICS OFFICE**

**DIGEST OF  
BUSINESS ACTIVITY STATISTICS**

**FINANCIAL YEAR 2005/2006**

**April 2007**

**(Price Rs. 50.00)**

# **Business Activity Statistics – Financial Year 2005/2006**

## **Foreword**

This is the ninth issue of a regular publication of the Central Statistics Office on business activity statistics.

Data refer to business activities undertaken in the island of Mauritius, which are either licensed with the local authorities (municipalities and district councils) or registered with Ministries (e.g the Ministry of Education and Human Resources) and concerned organisations such as the National Transport Authority and the Medical Council.

The business activities have been coded according to the National Standard Industrial Classification (NSIC) of All Economic Activities which is an adapted version of the International Standard Industrial Classification (ISIC) Rev. 3, 1990 of All Economic Activities.

It is hoped that this report will be of valuable help to the public in general and to planners and policy makers in particular.

The co-operation and assistance of the local authorities, professional councils and other organisations are gratefully acknowledged.

**(H. BUNDHOO)**  
**Director of Statistics**

**Central Statistics Office**  
**Ministry of Finance and Economic Development**  
**Port Louis**  
**April 2007**

# CONTENTS

## LIST OF TABLES

		<b>Page</b>
Table 1.1	- Evolution of licences between July 2005 and June 2006	11
1.2a	- Licences by activity as at June 2005 and 2006 - Manufacturing	12
1.2b	- Licences by activity as at June 2005 and 2006 - Electricity, Gas and Water Supply	13
1.2c	- Licences by activity as at June 2005 and 2006 - Construction	13
1.2d	- Licences by activity as at June 2005 and 2006 - Hotels and Restaurants	13
1.2e	- Licences by activity as at June 2005 and 2006 - Wholesale and retail trade; Repair of motor vehicles, motorcycles and personal and household goods	14
1.2f	- Licences by activity as at June 2005 and 2006 - Transport, storage and communications	15
1.2g	- Licences by activity as at June 2005 and 2006 - Financial intermediation; Real estate & business activities	16
1.2h	- Licences by activity as at June 2005 and 2006 - Education; Health and Social work; Community, social and personal service activities	17
2	- Registrations by activity and district as at June 2006	18
3.1	- Licences and registrations by activity as at June 2005 and 2006	19
3.2a	- Licences and registrations by activity as at June 2006 - Manufacturing	21
3.2b	- Licences and registrations by activity as at June 2006 - Electricity, Gas and Water Supply	22
3.2c	- Licences and registrations by activity as at June 2006 - Construction	22
3.2d	- Licences and registrations by activity as at June 2006 - Hotels and Restaurants	22

3.2e	-	Licences and registrations by activity as at June 2006 - Wholesale and retail trade; Repair of motor vehicles, motorcycles and personal and household goods	23
3.2f	-	Licences and registrations by activity as at June 2006 - Transport, storage and communications	24
3.2g	-	Licences and registrations by activity as at June 2006 - Financial intermediation; Real estate & business activities	25
3.2h	-	Licences and registrations by activity as at June 2006 - Education; Health and Social work; Community, social and personal service activities	26
4	-	Net changes in licences and registrations by activity, June 2005 to June 2006	27
5.1	-	Licences and registrations by activity and region as at June 2006 - All sections	28
5.2a	-	Licences and registrations by activity and region as at June 2006 - Manufacturing	29
5.2b	-	Licences and registrations by activity and region as at June 2006 - Electricity, Gas and Water Supply	30
5.2c	-	Licences and registrations by activity and region as at June 2006 – Construction	30
5.2d	-	Licences and registrations by activity and region as at June 2006 - Hotels and Restaurants	30
5.2e	-	Licences and registrations by activity and region as at June 2006 - Wholesale and retail trade; Repair of motor vehicles, motorcycles and personal and household goods	31
5.2f	-	Licences and registrations by activity and region as at June 2006 - Transport, storage and communications	32
5.2g	-	Licences and registrations by activity and region as at June 2006 - Financial intermediation; Real estate and business activities	33
5.2h	-	Licences and registrations by activity and region as at June 2006 - Education; Health & Social work; Community, social and personal service activities	34

6.1	-	Licences and registrations by activity and district as at June 2006	35
6.2a	-	Licences and registrations by activity and district as at June 2006 - Manufacturing	37
6.2b	-	Licences and registrations by activity and district as at June 2006 - Electricity, Gas and Water Supply	38
6.2c	-	Licences and registrations by activity and district as at June 2006 - Construction	38
6.2d	-	Licences and registrations by activity and district as at June 2006 - Hotels and Restaurants	38
6.2e	-	Licences and registrations by activity and district as at June 2006 - Wholesale and retail trade; Repair of motor vehicles, motorcycles and personal & household goods	39
6.2f	-	Licences and registrations by activity and district as at June 2006 - Transport, storage and communications	40
6.2g	-	Licences and registrations by activity and district as at June 2006 - Financial intermediation; Real estate and business activities	41
6.2h	-	Licences and registrations by activity and district as at June 2006 - Education; Health and social work; Community, social and personal service activities	42

### ILLUSTRATIONS

Figure 1	-	Evolution of total number of licences and registrations during June 2000 - 2006	20
Figure 2	-	Licences and registrations by main activity as at June 2005 and 2006	20
Figure 3	-	Licences and registrations by district as at June 2006	36

## Technical Notes

### 1. General

Data compiled in this publication provide useful information on demography and trend of business activities in the different economic sectors of the country.

### 2. Concepts and Coverage

An operator is required to obtain a licence from the Municipal or District Councils for each type of activity or to register with the appropriate Ministries or organisations (e.g Ministry of Education and Human Resources, the Medical Council, the National Transport Authority, the Tourism Authority, etc.). Statistics published in this report pertain only to non-agricultural activities that are either licensed or registered. Thus activities which are not licensed/registered are excluded.

Statistics on licences relate to the number of licences as delivered by the local authorities. Similarly statistics on registrations are those as registered with the appropriate Ministries or organisations. In some cases, an operator may hold both a licence and a registration certificate. To avoid double counting while compiling statistics on both licences and registrations, such activities have been accounted for in registration only. For example the owner of a bus, besides registering his vehicle with the National Transport Authority may also hold a licence issued by a district council. In the table giving figures for both licences and registrations, the activity of the bus owner is accounted for in registration only.

### 3. Classification and presentation of data

To cater for the wide range and diverse business activities and for classification purposes, each activity has been assigned an activity code according to the **National Standard Industrial Classification (NSIC) of All Economic Activities**, which is an adapted version of the International Standard Industrial Classification (ISIC), Rev. 3, 1990 of All Economic Activities.

**The NSIC consists of 5 levels of classification namely:**

Level 1	<b>Section:</b>	17 sections identified by one of the letters A to Q
Level 2	<b>Division:</b>	56 divisions identified by the first 2 digits
Level 3	<b>Group:</b>	151 groups identified by the first 3 digits
Level 4	<b>Classes:</b>	302 classes identified by the first 4 digits
Level 5	<b>Sub-classes:</b>	548 sub-classes identified by the first 5 digits

**The 17 sections are as follows:**

<b>Section</b>	<b>Description</b>	<b>Division</b>
A	Agriculture, Hunting & Forestry	01 and 02
B	Fishing	05
C	Mining & Quarrying	14
D	Manufacturing	15 – 37
E	Electricity, Gas & Water supply	40 and 41
F	Construction	45
G	Wholesale and Retail trade; Repair of motor vehicles, motorcycles & personal and households goods	50 - 52
H	Hotels and Restaurants	55
I	Transport, Storage & Communications	60 – 64
J	Financial Intermediation	65 – 67
K	Real Estate, Renting & Business activities	70 – 74
L	Public administration & Defence; Compulsory Social security	75
M	Education	80
N	Health & Social work	85
O	Other Community, Social & Personal service Activities	90 - 93
P	Private households with employed persons	95
Q	Extra-territorial organisations & bodies	99

#### 4. Data sources

**Licences:** - Municipalities and District Councils

- Registrations:**
- Ministry of Industry, Small and Medium Enterprises, Commerce and Cooperatives (EPZ, Pioneer & ESZ)
  - National Transport Authority (Public transport)
  - Ministry of Education and Human Resources (Private schools)
  - Judicial Department (Legal activities)
  - Professional Councils (Medical Practitioners, Dentists, Architects, etc.)
  - Board of Investment (Freeport companies)
  - Financial Services Commission (Offshore Companies)
  - The Police Department (Driving schools)
  - Tourism Authority
  - Beach Authority



## **Business Activity Statistics, July 2005 - June 2006**

### **Introduction**

Statistics on business activities undertaken in the island of Mauritius are compiled mainly from administrative records. They cover activities which are either licensed with the local authorities (municipalities and district councils) or registered with Ministries (e.g Ministry of Education and Human Resources) and concerned organisations such as the Medical Council, the National Transport Authority and the Tourism Authority. All agricultural activities are presently excluded.

It must be pointed out that the statistics on business activity refer to the total number of licensed or registered activities and not to the total number of operation units or enterprises. For example, one enterprise may hold three licences: one as general retailer of foodstuff, a second for selling tobacco and a third for selling alcoholic beverages.

### **2. Evolution of licences between July 2005 and June 2006**

From July 2005 to June 2006, 8,454 new licences were issued, of which 5,881 (70%) pertained to activities classified under 'Wholesale and retail trade; repair of motor vehicles, personal and household goods'. During the same period 2,550 licences were cancelled, thus bringing the total number of licences as at June 2006 to 79,652, representing an increase of 8% over the previous year figure of 73,748 (Table 1.1).

### **3. Evolution of registrations between July 2005 and June 2006**

The number of units registered increased by 1,705 or by 6% from 27,040 in July 2005 to 28,745 in June 2006. The industry group 'Transport, storage and communications' had the highest number of registered units with 19,927 (69%) as at June 2006, followed by 'Real estate, renting and business activities' with 2,608 (9%), (Tables 2 & 3.1).

### **4. Adjusted licences and registrations as at June 2006**

Table 3.1 shows the total number of units operating with either a licence or is registered with Ministries and specific organisations by activity as at June 2006. To avoid double counting, activities which are both licensed and registered are included in registrations only.

The total number of adjusted licensed and registered activities as at June 2006 increased by 7% from 95,501 in June 2005 to 102,162 in June 2006. Out of these, around 55% were from the industry group 'Wholesale and retail trade; repair of motor vehicles, personal and household goods' (56,037) and another 20% were from 'Transport, storage and communications' (20,427).

## **5. Distribution of adjusted licences and registrations by region and industry**

Table 5.1 shows the distribution of adjusted licensed and registered activities by activity and region (urban and rural). The number of activities was slightly higher in rural areas (54%) than in urban areas. Activities which are predominant in the rural regions are from the industry groups 'Hotels and restaurants' (65%) and 'Other community, social and personal service activities' (65%). Activities pertaining to the industry groups 'Health and social work', 'Real estate, renting and business activities' and 'Construction' are found mostly in the urban areas (76%, 64% and 63% respectively).

**Central Statistics Office  
Ministry of Finance and Economic Development  
Port-Louis  
Mauritius**

**April 2007**

**Contact Person**

Ms P.Koonjul  
Senior Statistical officer  
Central Business Register Unit  
Central Statistics Office  
LIC Centre  
Port Louis  
Tel: (212) 2316/17  
Fax: (212) 211 4150  
Email: [cso\\_cbr@mail.gov.mu](mailto:cso_cbr@mail.gov.mu)  
Website: <http://statsmauritius.gov.mu>

**Table 1.1 - Evolution of licences between July 2005 and June 2006**

NSIC	Activity	Number			
		2005 <sup>1</sup> (as at June)	July 2005 to June 2006		2006 <sup>1</sup> (as at June)
			Issued	Cancelled	
	<b>Total</b>	<b>73,748</b>	<b>8,454</b>	<b>2,550</b>	<b>79,652</b>
C	Mining and quarrying	5	0	0	5
D	Manufacturing	4,530	390	169	4,751
E	Electricity, gas and water supply	0	0	0	0
F	Construction	830	105	29	906
G	Wholesale and retail trade; repair of motor vehicles, motorcycles, personal and household goods	51,118	5,881	1,727	55,272
H	Hotels and restaurants	4,464	398	149	4,713
I	Transport, storage and communications	4,737	643	146	5,234
J	Financial intermediation	408	28	12	424
K	Real estate, renting and business activities	2,869	396	117	3,148
M	Education	392	88	21	459
N	Health and social work	248	19	2	265
O	Other community, social and personal service activities	4,147	506	178	4,475

<sup>1</sup> Revised

**Table 1.2a - Licences by activity as at June, 2005 and 2006 - Manufacturing**

NSIC	Activity	2005 <sup>1</sup>	July 2005 to June 2006		Number
			Issued	Cancelled	2006 <sup>1</sup>
	<b>Total</b>	<b>4,530</b>	<b>390</b>	<b>169</b>	<b>4,751</b>
15 & 16	Food product, beverages and tobacco	792	99	23	868
17 & 18	Textiles and wearing apparel	874	64	55	883
19	Tanning and dressing of leather & footwear	104	5	1	108
20, 36101- 36109	Wood product including furniture	799	54	18	835
21,22	Paper product, publishing and printing	277	26	10	293
23	Coke, refined petroluem products and nuclear fuel	2	0	0	2
24	Chemicals and chemical products	47	3	3	47
25	Rubber and plastic products	191	7	1	197
26	Non-metallic mineral products	87	7	2	92
27, 28, 29	Basic & fabricated metals and machinery n.e.c	479	32	7	504
30000	Office , accounting and computing machinery	4	5	0	9
31, 32	Electrical machinery, apparatus, radio & tv equipment	3	0	0	3
33	Medical optical instrument, watches and clocks	43	0	0	43
34, 35	Motor vehicles, trailers and other transport equipment	7	0	0	7
36911- 36919	Jewellery and related products	516	39	34	521
36920- 36999	Manufacturing n.e.c.	305	49	15	339
37	Recycling	0	0	0	0

<sup>1</sup> Revised

**Table 1.2b - Licences by activity as at June, 2005 and 2006 - Electricity, Gas and Water Supply**

NSIC	Activity	2005	July 2005 to June 2006		Number
			Issued	Cancelled	2006
40 & 41	Electricity, gas and water supply	0	0	0	0

**Table 1.2c - Licences by activity as at June, 2005 and 2006 - Construction**

NSIC	Activity	2005 <sup>1</sup>	July 2005 to June 2006		Number
			Issued	Cancelled	2006 <sup>1</sup>
45	Construction	830	105	29	906

**Table 1.2d - Licences by activity as at June, 2005 and 2006 - Hotels and Restaurants**

NSIC	Activity	2005 <sup>1</sup>	July 2005 to June 2006		Number
			Issued	Cancelled	2006 <sup>1</sup>
	<b>Total</b>	<b>4,464</b>	<b>398</b>	<b>149</b>	<b>4,713</b>
55101 - 55109	Hotel and boarding houses	0	0	0	0
55201 - 55202	Restaurants	0	0	0	0
55203	Bars	1,655	81	43	1,693
55204 - 55209	Canteens and other eating places	2,809	317	106	3,020

<sup>1</sup> Revised

**Table 1.2e - Licences by activity as at June, 2005 and 2006- Wholesale and retail trade;  
Repair of motor vehicles, motorcycles and personal and household goods**

NSIC	Activity	2005 <sup>1</sup>	July 2005 to June 2006		2006 <sup>1</sup>
			Issued	Cancelled	
			Number		
	<b>Total</b>	<b>51,118</b>	<b>5,881</b>	<b>1,727</b>	<b>55,272</b>
501 & 502	Sale and repairs of motor vehicles	600	58	34	624
503	Sale of motor vehicle spare parts and accessories	715	79	32	762
504	Sale and repairs of motorcycles/spare parts	385	36	6	415
505	Retail sale of automotive fuel	152	5	7	150
51	Wholesaler/Commission Agent except of motor vehicles	4,746	1,519	246	6,019
5211	General retailer foodstuff and non-foodstuff	5,525	337	182	5,680
5219	General retailer non-foodstuff (non-specialised)	6,329	706	288	6,747
5220	Retail sale of food, beverages and tobacco	10,937	836	400	11,373
5231	Retail sale of pharmaceutical goods	231	22	7	246
5232	Retail sale of textiles and footwear	589	78	24	643
5233	Retail sale of household appliances	587	100	38	649
5234	Retail of hardware, paints and glass	937	100	34	1,003
5235	Sale of furniture	605	26	26	605
5236	Bookshop	256	18	9	265
5237	Jewellers shop	154	19	11	162
5239	Retail sale in specialised stores	1,953	206	89	2,070
5240	Retail sale of second hand goods in stores	19	10	0	29
5252	Retail at market place and fairs	11,275	1,124	193	12,206
5259	Hawkers, street vendors and mobile victualler	4,390	496	84	4,802
5260	Repair of personal and household goods	733	106	17	822

<sup>1</sup> Revised

**Table 1.2f - Licences by activity as at June, 2005 and 2006 - Transport, storage and communications**

NSIC	Activity	2005 <sup>1</sup>	July 2005 to June 2006		Number
			Issued	Cancelled	2006 <sup>1</sup>
	<b>Total</b>	<b>4,737</b>	<b>643</b>	<b>146</b>	<b>5,234</b>
60211 - 60219	Bus transport	1,001	271	27	1,245
60221	Taxi car	1,729	84	23	1,790
60231 - 60239	Freight transport by road	1,604	221	69	1,756
63010 - 63030 & 63090	Supporting and auxilliary transport activities	401	67	27	441
63041 - 63042	Travel agencies and tour operators	0	0	0	0
64	Post and telecommunications	2	0	0	2

<sup>1</sup> Revised

**Table 1.2g - Licences by activity as at June, 2005 and 2006 - Financial intermediation;  
Real estate and business activities**

NSIC	Activity	2005 <sup>1</sup>	Number		2006 <sup>1</sup>
			July 2005 to June 2006		
			Issued	Cancelled	
	<b>Total</b>	<b>3,277</b>	<b>424</b>	<b>129</b>	<b>3,572</b>
65	Financial intermediation except insurance & pension funding	206	6	2	210
66	Insurance and pension funding except compulsory social security	148	2	8	142
67	Activities auxiliary to financial intermediation	54	20	2	72
70	Real estate activities	270	33	10	293
71	Renting of machinery and equipment	1,602	173	59	1,716
72	Computer and related activities	28	25	1	52
74111	Attorney	128	4	4	128
74112	Notary	56	3	1	58
74113	Barrister	0	0	0	0
74121 & 74122	Accounting and Tax consultancy	64	11	7	68
7414	Business and management consultancy activities	61	30	7	84
74211	Engineer	17	1	0	18
74212 & 74213	Quantity and Land surveyors	59	6	2	63
74214	Architect	27	14	2	39
7422	Motor surveyors	112	16	4	124
74300	Advertising	81	13	6	88
749	Business activities n.e.c	364	67	14	417

<sup>1</sup> Revised



**Table 1.2h - Licences by activity as at June, 2005 and 2006 - Education; Health and Social work; Community, social and personal service activities**

NSIC	Activity	2005 <sup>1</sup>	July 2005 to June 2006		Number
			Issued	Cancelled	2006 <sup>1</sup>
	<b>Total</b>	<b>4,787</b>	<b>613</b>	<b>201</b>	<b>5,199</b>
80101	Pre-Primary	0	0	0	0
80102	Primary	0	0	0	0
80210	Secondary	0	0	0	0
80220	Vocational training centre	339	80	18	401
80301 - 80309	Higher education	4	0	0	4
80901 - 80909	Adult & other education	49	8	3	54
85121 - 85122	Medical practioner	88	0	0	88
85123	Dentist	43	0	0	43
85124 - 85320	Optician, Other health and Social work activities	117	19	2	134
90	Sewage and refuse disposal, sanitation and similar activities	23	1	0	24
91	Activities of membership organisations n.e.c	39	6	1	44
92	Recreational cultural & sporting activities	2,545	224	45	2,724
93	Other service activities	1,540	275	132	1,683

<sup>1</sup> Revised

**Table 2 - Registrations by activity and district as at June 2006<sup>1</sup>**

NSIC	Activity	Number									
		Port - Louis	P/Wilhems	Pamplemousses	Riv. du Rempart	Moka	Flacq	Grand Port	Savanne	Black - River	All districts
	<b>Total</b>	<b>5,722</b>	<b>7,164</b>	<b>3,567</b>	<b>3,585</b>	<b>1,544</b>	<b>3,261</b>	<b>1,697</b>	<b>1,014</b>	<b>1,191</b>	<b>28,745</b>
C	Mining and quarrying	1	0	0	0	0	0	0	0	0	<b>1</b>
D	Manufacturing	139	214	74	43	48	28	20	15	29	<b>610</b>
E	Electricity, gas and water supply	0	0	1	0	0	2	0	1	0	<b>4</b>
F	Construction	0	2	0	0	0	0	0	0	0	<b>2</b>
G	Wholesale and retail trade; repair of motor vehicles, personal and household goods	482	70	224	68	4	154	66	31	189	<b>1,288</b>
H	Hotels and restaurants	144	368	285	398	33	204	128	36	245	<b>1,841</b>
I	Transport, storage and communications	3,403	5,012	2,573	2,746	1,146	2,486	1,280	821	460	<b>19,927</b>
J	Financial intermediation	12	0	0	0	0	0	0	0	0	<b>12</b>
K	Real estate, renting and business activities	1,266	688	179	97	227	22	47	15	67	<b>2,608</b>
M	Education	175	397	117	91	62	126	88	64	37	<b>1,157</b>
N	Health and social work	92	405	25	32	24	28	16	14	6	<b>642</b>
O	Other community, social and personal services	8	8	89	110	0	211	52	17	158	<b>653</b>

<sup>1</sup> Revised

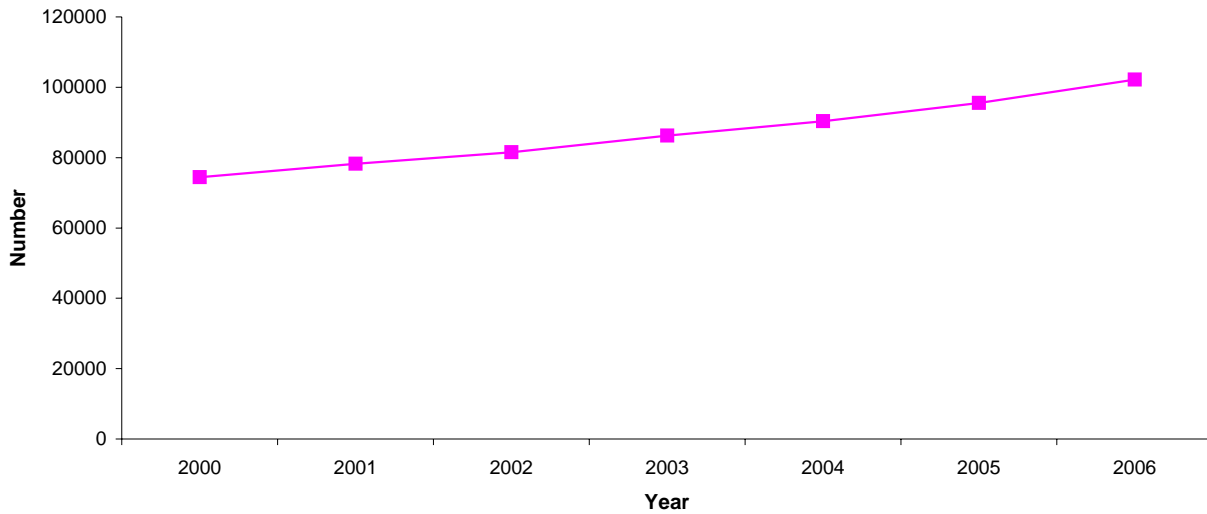
**Table 3.1 - Licences<sup>1</sup> and registrations by activity as at June, 2005 and 2006**

NSIC	Activity	Number					
		2005 <sup>2</sup>			2006 <sup>2</sup>		
		Licences only	Registrations	Total	Licences only	Registrations	Total
	<b>Total</b>	<b>68,461</b>	<b>27,040</b>	<b>95,501</b>	<b>73,417</b>	<b>28,745</b>	<b>102,162</b>
C	Mining and quarrying	5	1	6	5	1	6
D	Manufacturing	4,530	619	5,149	4,751	610	5,361
E	Electricity, gas and water supply	0	4	4	0	4	4
F	Construction	830	1	831	906	2	908
G	Wholesale and retail trade; repair of motor vehicles, motor cycles and personal and household goods	51,118	1,187	52,305	54,749	1,288	56,037
H	Hotels and restaurants	4,464	1,619	6,083	4,713	1,841	6,554
I	Transport, storage and communications	408	18,528	18,936	500	19,927	20,427
J	Financial intermediation and insurance	408	13	421	424	12	436
K	Real estate, renting and business activities	2,042	2,598	4,640	2,301	2,608	4,909
M	Education	392	1,140	1,532	459	1,157	1,616
N	Health and social work	117	637	754	134	642	776
O	Other community, social and personal service activities	4,147	693	4,840	4,475	653	5,128

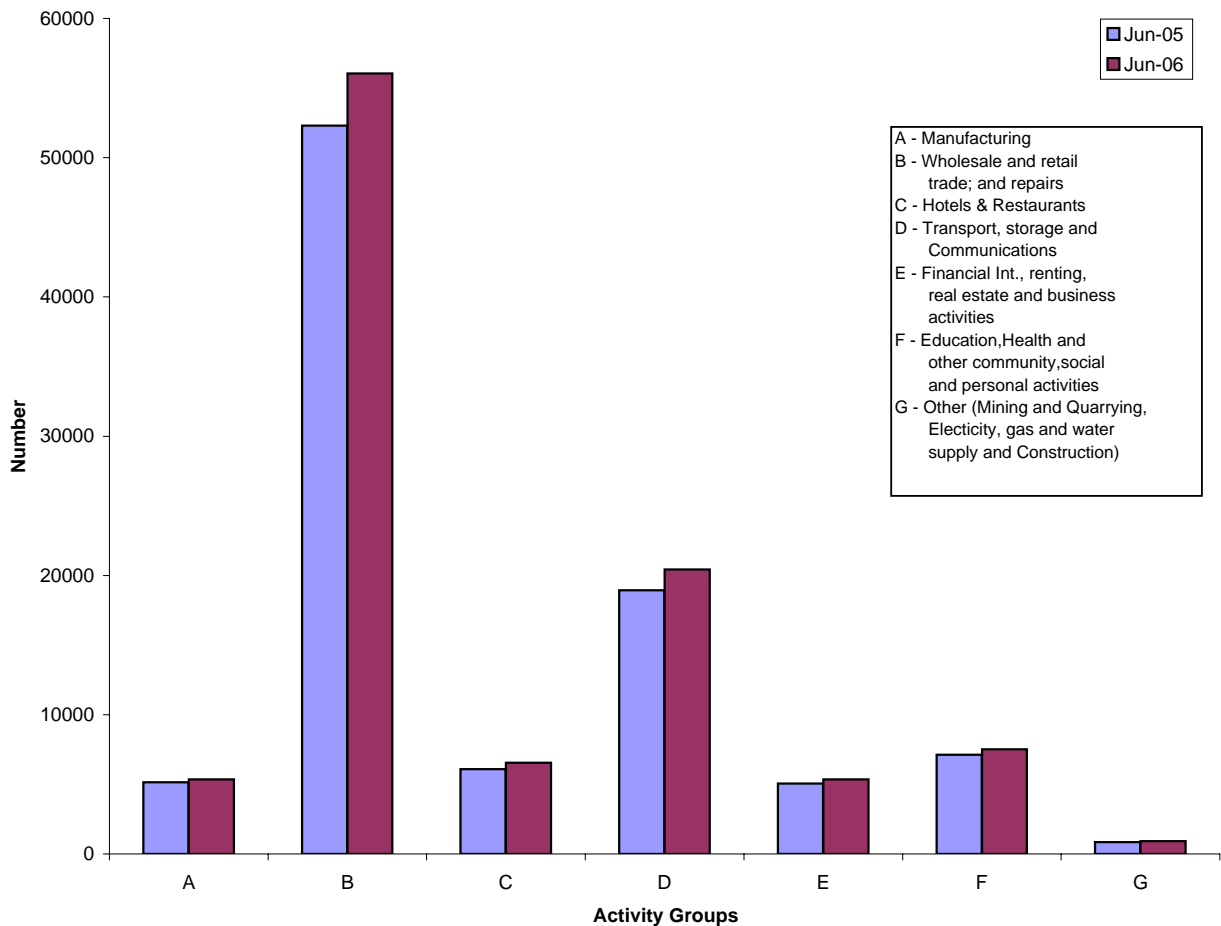
<sup>1</sup> Adjusted - some activities are both licensed and registered. To avoid double counting such activities are included under registrations only.

<sup>2</sup> Revised

**Fig 1- Evolution of total number of Licences<sup>1</sup> & registrations during, June 2000 - 2006**



**Fig 2 - Licences<sup>1</sup> & registrations by main activity as at June, 2005 and 2006**



<sup>1</sup> Adjusted - some activities are both licensed and registered. To avoid double counting such activities are included under registrations only.

**Table 3.2a - Licences<sup>1</sup> and registrations by activity as at June 2006<sup>2</sup> - Manufacturing**

				Number
NSIC	Activity	Licences only	Registrations	Total
	<b>Total</b>	<b>4,751</b>	<b>610</b>	<b>5,361</b>
15 & 16	Food product, beverages and tobacco	868	32	900
17 & 18	Textiles and wearing apparel	883	254	1,137
19	Tanning and Dressing of leather and footwear	108	7	115
20, 36101- 36109	Wood Product including furniture	835	21	856
21,22	Paper product, publishing and printing	293	35	328
23	Coke, refined petroleum products and nuclear fuel	2	0	2
24	Chemicals and chemical products	47	22	69
25	Rubber and plastic products	197	35	232
26	Non-metallic mineral product	92	17	109
27, 28, 29	Basic and fabricated metals and machinery n.e.c	504	52	556
30000	Office equipment	9	8	17
31, 32	Electrical machinery, apparatus, radio & tv equipment	3	29	32
33	Medical optical instrument, watches and clocks	43	16	59
34, 35	Motor vehicles, trailers and other transport equipment	7	12	19
36911- 36919	Jewellery and related products	521	36	557
36920- 36999	Manufacturing n.e.c.	339	23	362
37	Recycling	0	11	11

<sup>1</sup> Adjusted - some activities are both licensed and registered. To avoid double counting such activities are included under registrations only.

<sup>2</sup> Revised

**Table 3.2b - Licences<sup>1</sup> and registrations by activity as at June 2006<sup>2</sup> - Electricity, Gas and Water Supply**

				Number
NSIC	Activity	Licences only	Registrations	Total
40 & 41	Electricity, gas and water supply	0	4	4

**Table 3.2c - Licences<sup>1</sup> and registrations by activity as at June 2006<sup>2</sup> - Construction**

				Number
NSIC	Activity	Licences only	Registrations	Total
45	Construction	906	2	908

**Table 3.2d - Licences<sup>1</sup> and registrations by activity as at June 2006<sup>2</sup> - Hotels and Restaurants**

				Number
NSIC	Activity	Licences only	Registrations	Total
	<b>Total</b>	<b>4,713</b>	<b>1,841</b>	<b>6,554</b>
55101 - 55109	Hotel and boarding houses	0	644	644
55201 - 55202	Restaurants	0	612	612
55203	Bars	1,693	525	2,218
55204 - 55209	Canteens and other eating places	3,020	60	3,080

<sup>1</sup> Adjusted - some activities are both licensed and registered. To avoid double counting such activities are included under registrations only.

<sup>2</sup> Revised

**Table 3.2e - Licences<sup>1</sup> and registrations by activity as at June 2006<sup>2</sup> - Wholesale and retail trade;  
Repair of motor vehicles, motorcycles and personal and household goods**

				Number
NSIC	Activity	Licences only	Registrations	Total
	<b>Total</b>	<b>54,749</b>	<b>1,288</b>	<b>56,037</b>
501 & 502	Sale and repairs of motor vehicles	624	0	<b>624</b>
503	Sale of motor vehicle spare parts and accessories	735	0	<b>735</b>
504	Sale and repairs of motorcycles/spare parts	415	0	<b>415</b>
505	Retail sale of automotive fuel	151	0	<b>151</b>
51	Wholesaler/Commission Agent except motor vehicles	6,019	610	<b>6,629</b>
5211	General Retailer foodstuff and non-foodstuff	5,680	0	<b>5,680</b>
5219	General Retailer non-foodstuff (non-specialised)	6,329	0	<b>6,329</b>
5220	Retail sale of food, beverages and tobacco	11,373	0	<b>11,373</b>
5231	Retail sale of pharmaceutical goods	231	0	<b>231</b>
5232	Retail sale of textiles and footwear	643	0	<b>643</b>
5233	Retail sale of household appliances	624	0	<b>624</b>
5234	Retail of hardware, paints and glass	964	0	<b>964</b>
5235	Sale of furniture	605	0	<b>605</b>
5236	Bookshop	265	0	<b>265</b>
5237	Jewellers shop	162	0	<b>162</b>
5239	Retail sale in specialised stores	2,070	0	<b>2,070</b>
5240	Retail sale of second hand goods in stores	29	0	<b>29</b>
5252	Retail at market place and fairs	12,206	0	<b>12,206</b>
5259	Hawkers, street vendors and mobile victualler	4,802	678	<b>5,480</b>
5260	Repair of personal and household goods	822	0	<b>822</b>

<sup>1</sup> Adjusted - some activities are both licensed and registered. To avoid double counting such activities are included under registrations only.

<sup>2</sup> Revised

**Table 3.2f - Licences<sup>1</sup> and registrations by activity as at June 2006<sup>2</sup> - Transport, storage & communications**

NSIC	Activity	Number		
		Licences only	Registrations	Total
	<b>Total</b>	<b>500</b>	<b>19,927</b>	<b>20,427</b>
60211 - 60219	Bus transport	0	5,186	<b>5,186</b>
60221	Taxi	0	6,830	<b>6,830</b>
60231 - 60239	Freight transport by road	57	7,555	<b>7,612</b>
63010 - 63030 & 63090	Supporting and auxilliary transport activities	441	52	<b>493</b>
63041 - 63042	Travel agencies and tour operators	0	302	<b>302</b>
64	Post and telecommunications	2	2	<b>4</b>

<sup>1</sup> Adjusted - some activities are both licensed and registered. To avoid double counting such activities are included under registrations only.

<sup>2</sup> Revised



**Table 3.2g - Licences<sup>1</sup> and registrations by activity as at June 2006<sup>2</sup> - Financial intermediation;  
Real estate and business activities**

		Number		
NSIC	Activity	Licences only	Registrations	Total
	<b>Total</b>	<b>2,725</b>	<b>2,620</b>	<b>5,345</b>
65	Financial intermediation except insurance & pension funding	210	11	221
66	Insurance and pension funding except compulsory social security	142	0	142
67	Activities auxiliary to financial intermediation	72	1	73
70	Real estate activities	293	0	293
71	Renting of machinery and equipment	1,094	1,727	2,821
72	Computer and related activities	52	69	121
74111	Attorney	0	131	131
74112	Notary	0	55	55
74113	Barrister	0	301	301
74121 & 74122	Accounting & tax consultancy activities	69	0	69
7414	Business and management consultancy activities	84	141	225
74211	Engineer	18	5	23
74212 & 74213	Quantity and Land surveyors	63	0	63
74214	Architect	0	107	107
7422	Motor surveyors	123	38	161
74300	Advertising	88	0	88
749	Business activities n.e.c	417	34	451

<sup>1</sup> Adjusted - some activities are both licensed and registered. To avoid double counting such activities are included under registrations only.

<sup>2</sup> Revised

**Table 3.2h - Licences<sup>1</sup> and registrations by activity as at June 2006<sup>2</sup> - Education; Health and Social work; Community, social and personal service activities**

				Number
NSIC	Activity	Licences only	Registrations	Total
	<b>Total</b>	<b>5,068</b>	<b>2,452</b>	<b>7,520</b>
80101	Pre-Primary	0	820	820
80102	Primary	0	73	73
80210	Secondary	0	113	113
80220	Vocational training centre	401	1	402
8030	Higher education	4	7	11
80901 - 80909	Adult & other education	54	143	197
85121 - 85122	Medical practioner	0	521	521
85123	Dentist	0	121	121
85124 - 85320	Optician, Other health and Social work activities	134	0	134
90	Sewage and refuse disposal, sanitation and similar activities	24	0	24
91	Activities of membership organisations n.e.c	44	0	44
92	Recreational cultural & sporting activities	2,728	635	3,363
93	Other service activities	1,679	18	1,697

<sup>1</sup> Adjusted - some activities are both licensed and registered. To avoid double counting such activities are included under registrations only.

<sup>2</sup> Revised

**Table 4 - Net changes in licences<sup>1</sup> and registrations by activity, June 2005 to June 2006<sup>2</sup>**

NSIC	Activity	2005 <sup>2</sup>	2006 <sup>2</sup>	Number	
				Net change	
				Number	%
	<b>Total</b>	<b>95,501</b>	<b>102,162</b>	<b>6,661</b>	<b>7.0</b>
C	Mining and quarrying	6	6	0	0.0
D	Manufacturing	5,149	5,361	212	4.1
E	Electricity, gas and water supply	4	4	0	0.0
F	Construction	831	908	77	9.3
G	Wholesale and retail trade; repair of motor vehicles, motorcycles, personal and household goods	52,305	56,037	3,732	7.1
H	Hotels and restaurants	6,083	6,554	471	7.7
I	Transport, storage and communications	18,936	20,427	1,491	7.9
J	Financial intermediation and insurance	421	436	15	3.6
K	Real estate, renting and business activities	4,640	4,909	269	5.8
M	Education	1,532	1,616	84	5.5
N	Health and social work	754	776	22	2.9
O	Other community, social and personal service activities	4,840	5,128	288	6.0

<sup>1</sup> Adjusted - some activities are both licensed and registered. To avoid double counting such activities are included under registrations only.

<sup>2</sup> Revised

**Table 5.1 - Licences<sup>1</sup> and registrations by activity and region as at June 2006<sup>2</sup> - All sections**

				Number
NSIC	Activity	Urban	Rural	Total
	<b>Total</b>	<b>47,321</b>	<b>54,841</b>	<b>102,162</b>
C	Mining and quarrying	1	5	6
D	Manufacturing	2,810	2,551	5,361
E	Electricity, gas and water supply	0	4	4
F	Construction	570	338	908
G	Wholesale and retail trade; repair of motor vehicles, motorcycles, personal and household goods	26,214	29,823	56,037
H	Hotels and restaurants	2,277	4,277	6,554
I	Transport, storage and communications	8,761	11,666	20,427
J	Financial intermediation and insurance	248	188	436
K	Real estate, renting and business activities	3,142	1,767	4,909
M	Education	906	710	1,616
N	Health and social work	590	186	776
O	Other community, social and personal service activities	1,802	3,326	5,128

<sup>1</sup> Adjusted - some activities are both licensed and registered. To avoid double counting such activities are included under registrations only.

<sup>2</sup> Revised

**Table 5.2a - Licences<sup>1</sup> and registrations by activity and region as at June 2006<sup>2</sup> - Manufacturing**

				Number
NSIC	Activity	Urban	Rural	Total
	<b>Total</b>	<b>2,810</b>	<b>2,551</b>	<b>5,361</b>
15 & 16	Food product, beverages and tobacco	435	465	<b>900</b>
17 & 18	Textiles and wearing apparel	568	569	<b>1,137</b>
19	Tanning and dressing of leather & footwear	67	48	<b>115</b>
20, 36101- 36109	Wood product including furniture	469	387	<b>856</b>
21,22	Paper product, publishing and printing	230	98	<b>328</b>
23	Coke, refined petroleum products and nuclear fuel	0	2	<b>2</b>
24	Chemicals and chemical products	36	33	<b>69</b>
25	Rubber and plastic products	135	97	<b>232</b>
26	Non-metallic mineral products	34	75	<b>109</b>
27, 28, 29	Basic & fabricated metals and machinery n.e.c	308	248	<b>556</b>
30000	Office equipment	16	1	<b>17</b>
31, 32	Electrical machinery, apparatus, radio & tv equipment	20	12	<b>32</b>
33	Medical optical instrument, watches and clocks	25	34	<b>59</b>
34, 35	Motor vehicles, trailers and other transport equipment	11	8	<b>19</b>
36911- 36919	Jewellery and related products	280	277	<b>557</b>
36920- 36999	Manufacturing n.e.c.	170	192	<b>362</b>
37	Recycling	6	5	<b>11</b>

<sup>1</sup> Adjusted - some activities are both licensed and registered. To avoid double counting such activities are included under registrations only.

<sup>2</sup> Revised

**Table 5.2b - Licences<sup>1</sup> and registrations by activity and region as at June 2006<sup>2</sup> - Electricity, Gas and Water Supply**

Number				
NSIC	Activity	Urban	Rural	Total
40 & 41	Electricity, gas and water supply	0	4	4

**Table 5.2c - Licences<sup>1</sup> and registrations by activity and region as at June 2006<sup>2</sup> - Construction**

Number				
NSIC	Activity	Urban	Rural	Total
45	Construction	570	338	908

**Table 5.2d - Licences<sup>1</sup> and registrations by activity and region as at June 2006<sup>2</sup> - Hotels and Restaurants**

Number				
NSIC	Activity	Urban	Rural	Total
	<b>Total</b>	<b>2,277</b>	<b>4,277</b>	<b>6,554</b>
55101 - 55109	Hotels and boarding houses	92	552	644
55201 - 55202	Restaurants	210	402	612
55203	Bars	621	1,597	2,218
55204 - 55209	Canteens and other eating places	1,354	1,726	3,080

<sup>1</sup> Adjusted - some activities are both licensed and registered. To avoid double counting such activities are included under registrations only.

<sup>2</sup> Revised

**Table 5.2e - Licences<sup>1</sup> and registrations by activity and region as at June 2006<sup>2</sup> - Wholesale and retail trade;  
Repair of motor vehicles, motorcycles and personal and household goods**

		Number		
NSIC	Activity	Urban	Rural	Total
	<b>Total</b>	<b>26,214</b>	<b>29,823</b>	<b>56,037</b>
501 & 502	Sale and repairs of motor vehicles	321	303	624
503	Sale of motor vehicle spare parts and accessories	478	257	735
504	Sale and repairs of motorcycles/spare parts	226	189	415
505	Retail sale of automotive fuel	69	82	151
51	Wholesaler/Commission Agent except of motor vehicles	4,266	2,363	6,629
5211	General retailer foodstuff and non-foodstuff	2,313	3,367	5,680
5219	General retailer non-foodstuff (non-specialised)	3,683	2,646	6,329
5220	Retail sale of food, beverages and tobacco	4,850	6,523	11,373
5231	Retail sale of pharmaceutical goods	151	80	231
5232	Retail sale of textiles and footwear	514	129	643
5233	Retail sale of household appliances	394	230	624
5234	Retail of hardware, paints and glass	508	456	964
5235	Sale of furniture	237	368	605
5236	Bookshop	158	107	265
5237	Jewellers shop	71	91	162
5239	Retail sale in specialised stores	889	1,181	2,070
5240	Retail sale of second-hand goods in stores	23	6	29
5252	Retail at market place and fairs	4,616	7,590	12,206
5259	Hawkers, street vendors and mobile victualler	1,994	3,486	5,480
5260	Repair of personal and household goods	453	369	822

<sup>1</sup> Adjusted - some activities are both licensed and registered. To avoid double counting such activities are included under registrations only.

<sup>2</sup> Revised

**Table 5.2f - Licences<sup>1</sup> and registrations by activity and region as at June 2006<sup>2</sup> -  
Transport, storage and communications**

NSIC	Activity	Number		
		Urban	Rural	Total
	<b>Total</b>	<b>8,761</b>	<b>11,666</b>	<b>20,427</b>
60211 - 60219	Bus Transport	2,536	2,650	<b>5,186</b>
60221	Taxi car	2,771	4,059	<b>6,830</b>
60231 - 60239	Freight transport by road	2,878	4,734	<b>7,612</b>
63010 - 63030 & 63090	Supporting and auxilliary transport activities	386	107	<b>493</b>
63041 - 63042	Travel agencies and tour operators	186	116	<b>302</b>
64	Post and telecommunications	4	0	<b>4</b>

<sup>1</sup> Adjusted - some activities are both licensed and registered. To avoid double counting such activities are included under registrations only.

<sup>2</sup> Revised



**Table 5.2g - Licences<sup>1</sup> and registrations by activity and region as at June 2006<sup>2</sup> - Financial intermediation;  
Real estate and business activities**

				Number
NSIC	Activity	Urban	Rural	Total
	<b>Total</b>	<b>3,390</b>	<b>1,955</b>	<b>5,345</b>
65	Financial intermediation except insurance & pension funding	116	105	221
66	Insurance and pension funding except compulsory social security	90	52	142
67	Activities auxiliary to financial intermediation	42	31	73
70	Real estate activities	174	119	293
71	Renting of machinery and equipment	1,454	1,367	2,821
72	Computer and related activities	100	21	121
74111	Attorney	131	0	131
74112	Notary	55	0	55
74113	Barrister	301	0	301
74121 - 74122	Accounting and tax consultancy	63	6	69
7414	Business and management consultancy activities	207	18	225
74211	Engineer	20	3	23
74212 & 74213	Quantity and land surveyors	57	6	63
74214	Architect	89	18	107
7422	Motor surveyors	120	41	161
74300	Advertising	72	16	88
749	Business activities n.e.c	299	152	451

<sup>1</sup> Adjusted - some activities are both licensed and registered. To avoid double counting such activities are included under registrations only.

<sup>2</sup> Revised

**Table 5.2h - Licences<sup>1</sup> and registrations by activity and region as at June 2006<sup>2</sup> - Education; Health and Social work; Community, social and personal service activities**

				Number
NSIC	Activity	Urban	Rural	Total
	<b>Total</b>	<b>3,298</b>	<b>4,222</b>	<b>7,520</b>
80101	Pre-Primary	374	446	<b>820</b>
80102	Primary	37	36	<b>73</b>
80210	Secondary	68	45	<b>113</b>
80220	Vocational training centre	300	102	<b>402</b>
8030	Higher education	4	7	<b>11</b>
80901 - 80909	Adult and other education	123	74	<b>197</b>
85121 - 85122	Medical practioner	404	117	<b>521</b>
85123	Dentist	93	28	<b>121</b>
85124 - 85320	Optician, Other health and Social work activities	93	41	<b>134</b>
90	Sewage and refuse disposal, sanitation and similar activities	8	16	<b>24</b>
91	Activities of membership organisations n.e.c	27	17	<b>44</b>
92	Recreational cultural and sporting activities	796	2,567	<b>3,363</b>
93	Other service activities	971	726	<b>1,697</b>

<sup>1</sup> Adjusted - some activities are both licensed and registered. To avoid double counting such activities are included under registrations only.

<sup>2</sup> Revised

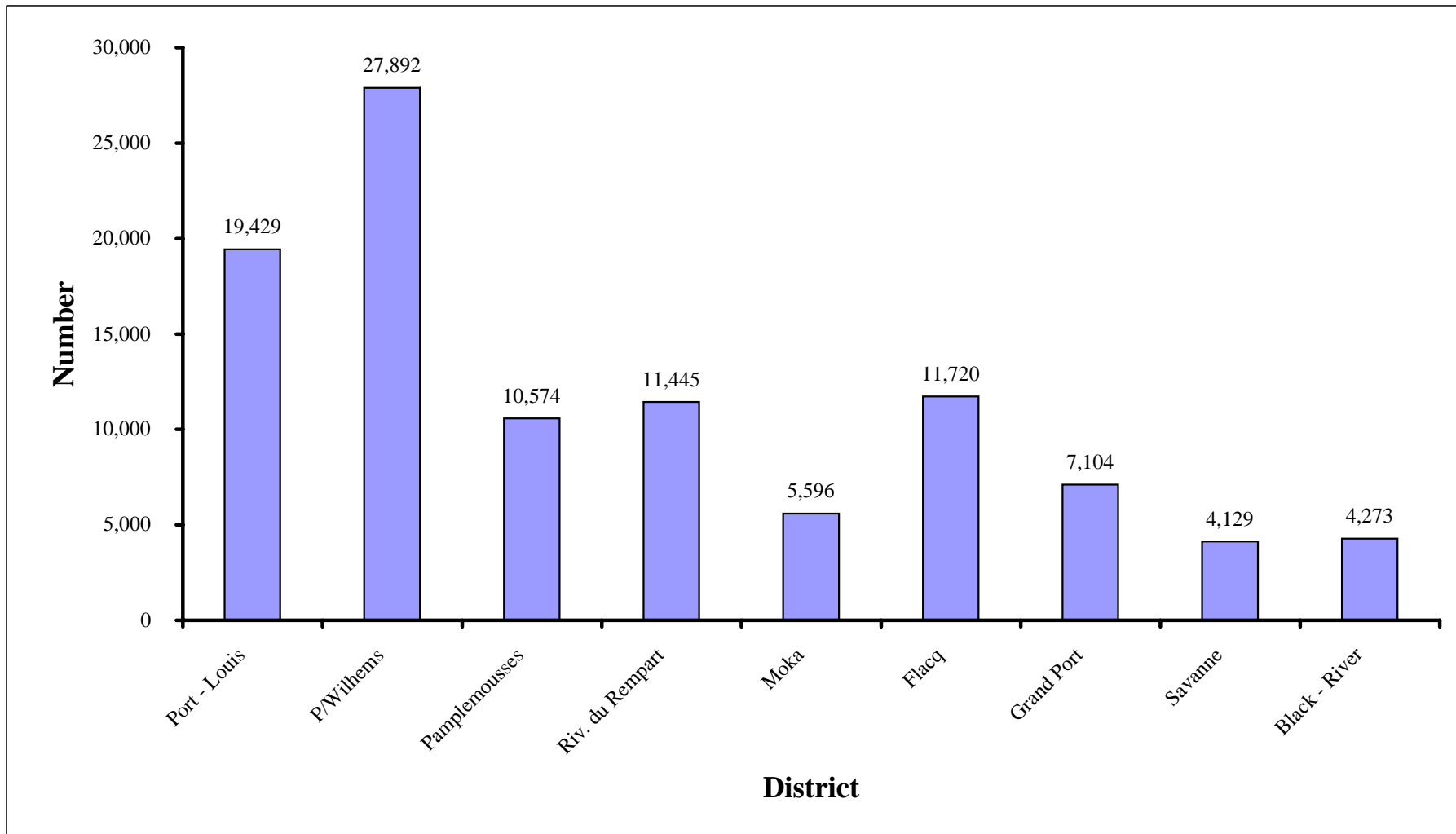
**Table 6.1 - Licences<sup>1</sup> and registrations by activity and district as at June 2006<sup>2</sup>**

											Number
NSIC	Activity	Port - Louis	P/Wilhems	Pamplemousses	Riv. du Rempart	Moka	Flacq	Grand Port	Savanne	Black - River	All districts
	<b>Total</b>	<b>19,429</b>	<b>27,892</b>	<b>10,574</b>	<b>11,445</b>	<b>5,596</b>	<b>11,720</b>	<b>7,104</b>	<b>4,129</b>	<b>4,273</b>	<b>102,162</b>
C	Mining and quarrying	1	0	0	0	0	0	0	0	5	<b>6</b>
D	Manufacturing	1,111	1,699	538	385	273	466	380	251	258	<b>5,361</b>
E	Electricity	0	0	1	0	0	2	0	1	0	<b>4</b>
F	Construction	145	425	67	47	51	79	44	15	35	<b>908</b>
G	Wholesale and retail trade; repair of motor vehicles, motorcycles, personal and household goods	10,720	15,494	5,732	6,518	3,002	6,419	3,679	2,052	2,421	<b>56,037</b>
H	Hotels and restaurants	735	1,542	755	891	337	832	662	316	484	<b>6,554</b>
I	Transport, storage and communications	3,676	5,085	2,601	2,751	1,147	2,487	1,319	821	540	<b>20,427</b>
J	Financial intermediation and insurance	155	93	20	42	16	51	34	17	8	<b>436</b>
K	Real estate, renting and business activities	1,766	1,376	389	322	345	257	182	100	172	<b>4,909</b>
M	Education	320	586	131	114	81	161	103	69	51	<b>1,616</b>
N	Health and social work	127	463	31	42	31	38	20	14	10	<b>776</b>
O	Other community, social and personal services	673	1,129	309	333	313	928	681	473	289	<b>5,128</b>

<sup>1</sup> Adjusted - some activities are both licensed and registered. To avoid double counting such activities are included under registrations only.

<sup>2</sup> Revised

**Fig 3 - Licences<sup>1</sup> and registrations by district as at June 2006**



<sup>1</sup> Adjusted - some activities are both licensed and registered. To avoid double counting such activities are included under registrations only.

**Table 6.2a - Licences<sup>1</sup> and registrations by activity and district as at June 2006<sup>2</sup> - Manufacturing**

NSIC	Activity	Number									
		Port - Louis	P/Wilhems	Pamplemousses	Riv. du Rempart	Moka	Flacq	Grand Port	Savanne	Black - River	All districts
	<b>Total</b>	<b>1,111</b>	<b>1,699</b>	<b>538</b>	<b>385</b>	<b>273</b>	<b>466</b>	<b>380</b>	<b>251</b>	<b>258</b>	<b>5,361</b>
15 & 16	Food product, beverages and tobacco	153	282	98	64	53	75	77	51	47	<b>900</b>
17 & 18	Textiles and wearing apparel	177	391	91	85	78	120	85	77	33	<b>1,137</b>
19	Tanning and dressing of leather & footwear	32	35	16	6	7	3	10	3	3	<b>115</b>
20, 36101- 36109	Wood product including furniture	146	323	63	61	37	91	73	37	25	<b>856</b>
21,22	Paper product, publishing and printing	139	91	22	12	15	12	11	6	20	<b>328</b>
23	Coke, refined petroleum products and nuclear fuel	0	0	0	0	0	1	0	0	1	<b>2</b>
24	Chemicals and chemical products	19	17	12	2	4	1	3	0	11	<b>69</b>
25	Rubber and plastic products	84	51	19	17	6	9	25	13	8	<b>232</b>
26	Non-metallic mineral products	19	15	21	3	5	15	11	3	17	<b>109</b>
27, 28, 29	Basic & fabricated metals and machinery, n.e.c	95	213	67	60	18	33	27	20	23	<b>556</b>
30000	Office equipment	9	7	1	0	0	0	0	0	0	<b>17</b>
31, 32	Electrical machinery, apparatus, radio & tv equipment	13	7	6	1	3	0	1	0	1	<b>32</b>
33	Medical optical instrument, watches and clocks	4	21	8	10	7	7	0	1	1	<b>59</b>
34, 35	Motor vehicles, trailers and other transport equipment	9	2	0	1	1	0	2	0	4	<b>19</b>
36911- 36919	Jewellery and related products	124	156	50	37	28	82	37	34	9	<b>557</b>
36920- 36999	Manufacturing, n.e.c.	83	87	62	26	10	17	16	6	55	<b>362</b>
37	Recycling	5	1	2	0	1	0	2	0	0	<b>11</b>

<sup>1</sup> Adjusted - some activities are both licensed and registered. To avoid double counting such activities are included under registrations only.

<sup>2</sup> Revised

**Table 6.2b - Licences<sup>1</sup> and registrations by activity and district as at June 2006<sup>2</sup> - Electricity, Gas and Water Supply**

NSIC	Activity										Number
		P - Louis	P/Wilhems	Pamp.	R.Rempart	Moka	Flacq	G - Port	Savanne	B - River	All districts
40 & 41	Electricity, Gas and water supply	0	0	1	0	0	2	0	1	0	4

**Table 6.2c - Licences<sup>1</sup> and registrations by activity and district as at June 2006<sup>2</sup> - Construction**

NSIC	Activity										Number
		P - Louis	P/Wilhems	Pamp.	R.Rempart	Moka	Flacq	G - Port	Savanne	B - River	All districts
4520	Construction	145	425	67	47	51	79	44	15	35	908

**Table 6.2d - Licences<sup>1</sup> and registrations by activity and district as at June 2006<sup>2</sup> - Hotels and Restaurants**

NSIC	Activity										Number
		P - Louis	P/Wilhems	Pamp.	R.Rempart	Moka	Flacq	G - Port	Savanne	B - River	All districts
	<b>Total</b>	<b>735</b>	<b>1,542</b>	<b>755</b>	<b>891</b>	<b>337</b>	<b>832</b>	<b>662</b>	<b>316</b>	<b>484</b>	<b>6,554</b>
55101 - 55109	Hotels and boarding houses	23	69	120	220	0	50	53	7	102	644
55201 - 55202	Restaurants	59	151	80	87	17	78	43	18	79	612
55203	Bars	161	460	244	296	152	355	278	140	132	2,218
55204 - 55209	Canteens and other eating places	492	862	311	288	168	349	288	151	171	3,080

<sup>1</sup> Adjusted - some activities are both licensed and registered. To avoid double counting such activities are included under registrations only.

<sup>2</sup> Revised

**Table 6.2e - Licences<sup>1</sup> and registrations by activity and district as at June 2006<sup>2</sup> - Wholesale and retail trade;  
Repair of motor vehicles, motorcycles & personal and household goods**

NSIC	Activity	Number									
		P - Louis	P/Wilhems	Pamp.	R.Rempart	Moka	Flacq	G - Port	Savanne	B - River	All districts
	<b>Total</b>	<b>10,720</b>	<b>15,494</b>	<b>5,732</b>	<b>6,518</b>	<b>3,002</b>	<b>6,419</b>	<b>3,679</b>	<b>2,052</b>	<b>2,421</b>	<b>56,037</b>
501 & 502	Sale and repairs of motor vehicles	131	190	60	41	38	69	42	25	28	<b>624</b>
503	Sale of motor vehicle spare parts and accessories	253	225	61	44	23	44	36	24	25	<b>735</b>
504	Sale and repairs of motorcycles/spare parts	114	112	42	32	11	39	33	27	5	<b>415</b>
505	Retail sale of automotive fuel	18	51	13	19	6	18	12	7	7	<b>151</b>
51	Wholesaler/Commission Agent except of motor vehicles	2,429	1,837	314	356	367	624	283	171	248	<b>6,629</b>
5211	General retailer foodstuff and non-foodstuff	704	1,609	636	634	273	480	704	359	281	<b>5,680</b>
5219	General retailer non-foodstuff (non-specialised)	1,520	2,163	398	729	228	614	305	172	200	<b>6,329</b>
5220	Retail sale of food, beverages and tobacco	1,667	3,183	1,106	1,008	716	1,469	1,016	567	641	<b>11,373</b>
5231	Retail sale of pharmaceutical goods	47	104	17	15	9	13	14	7	5	<b>231</b>
5232	Retail sale of textiles and footwear	398	116	14	34	2	1	42	34	2	<b>643</b>
5233	Retail sale of household appliances	197	197	33	37	11	44	54	30	21	<b>624</b>
5234	Retail of hardware, paints and glass	242	266	85	87	44	97	65	51	27	<b>964</b>
5235	Sale of furniture	38	199	83	70	30	78	52	37	18	<b>605</b>
5236	Bookshop	55	103	24	23	13	22	16	5	4	<b>265</b>
5237	Jewellers shop	26	45	16	39	3	10	2	0	21	<b>162</b>
5239	Retail sale in specialised stores	296	593	207	215	104	267	199	97	92	<b>2,070</b>
5240	Retail sale of second-hand goods in stores	17	6	3	1	0	0	2	0	0	<b>29</b>
5252	Retail at market place and fairs	977	3,639	1,679	2,423	877	1,782	252	90	487	<b>12,206</b>
5259	Hawkers, street vendors and mobile victualler	1,438	556	864	655	204	646	507	337	273	<b>5,480</b>
5260	Repair of personal and household goods	153	300	77	56	43	102	43	12	36	<b>822</b>

<sup>1</sup> Adjusted - some activities are both licensed and registered. To avoid double counting such activities are included under registrations only.

<sup>2</sup> Revised

**Table 6.2f - Licences<sup>1</sup> and registrations by activity and district as at June 2006<sup>2</sup> - Transport, storage and communications**

NSIC	Activity	Number									
		Port - Louis	P/Wilhems	Pamplemousses	Riv. Du Rempart	Moka	Flacq	Grand Port	Savanne	Black - River	All districts
	<b>Total</b>	<b>3,676</b>	<b>5,085</b>	<b>2,601</b>	<b>2,751</b>	<b>1,147</b>	<b>2,487</b>	<b>1,319</b>	<b>821</b>	<b>540</b>	<b>20,427</b>
60211 - 60219	Bus Transport	652	1,884	574	503	338	503	415	242	75	<b>5,186</b>
60221	Taxi car	1,115	1,656	576	800	245	1,417	517	246	258	<b>6,830</b>
60231 - 60239	Freight transport by road	1,502	1,376	1,397	1,392	556	558	339	331	161	<b>7,612</b>
63010 - 63030 & 63090	Supporting and auxilliary transport activities	304	82	33	6	1	1	41	0	25	<b>493</b>
63041 - 63042	Travel agencies and tour operators	100	86	21	50	7	8	7	2	21	<b>302</b>
64	Post and telecommunications	3	1	0	0	0	0	0	0	0	<b>4</b>

<sup>1</sup> Adjusted - some activities are both licensed and registered. To avoid double counting such activities are included under registrations only.

<sup>2</sup> Revised



**Table 6.2g - Licences<sup>1</sup> and registrations by activity and district as at June 2006<sup>2</sup> - Financial intermediation;  
Real estate and business activities**

NSIC	Activity	Number									
		P - Louis	P/Wilhems	Pamp.	R.Rempart	Moka	Flacq	G - Port	Savanne	B - River	All districts
	<b>Total</b>	<b>1,921</b>	<b>1,469</b>	<b>409</b>	<b>364</b>	<b>361</b>	<b>308</b>	<b>216</b>	<b>117</b>	<b>180</b>	<b>5,345</b>
65	Financial intermediation except insurance & pension funding	56	60	14	26	8	20	23	9	5	<b>221</b>
66	Insurance and pension funding except compulsory social security	64	26	3	9	4	19	8	7	2	<b>142</b>
67	Activities auxiliary to financial intermediation	35	7	3	7	4	12	3	1	1	<b>73</b>
70	Real estate activities	74	100	30	53	6	13	6	1	10	<b>293</b>
71	Renting of machinery and equipment	653	801	309	223	288	195	152	85	115	<b>2,821</b>
72	Computer and related activities	51	49	2	1	6	4	2	0	6	<b>121</b>
74111	Attorney	131	0	0	0	0	0	0	0	0	<b>131</b>
74112	Notary	55	0	0	0	0	0	0	0	0	<b>55</b>
74113	Barrister	301	0	0	0	0	0	0	0	0	<b>301</b>
74121 & 74122	Accounting and Tax consultancy	46	17	2	1	1	1	1	0	0	<b>69</b>
7414	Business and management consultancy activities	153	54	2	4	3	1	1	2	5	<b>225</b>
74211	Engineer	6	14	1	0	1	0	0	0	1	<b>23</b>
74212 & 74213	Quantity and Land surveyors	29	28	1	0	1	3	1	0	0	<b>63</b>
74214	Architect	30	59	4	4	4	2	1	0	3	<b>107</b>
7422	Motor surveyors	76	44	9	5	8	6	3	0	10	<b>161</b>
74300	Advertising	46	26	2	6	2	2	0	0	4	<b>88</b>
749	Business activities, n.e.c	115	184	27	25	25	30	15	12	18	<b>451</b>

<sup>1</sup> Adjusted - some activities are both licensed and registered. To avoid double counting such activities are included under registrations only.

<sup>2</sup> Revised

**Table 6.2h - Licences<sup>1</sup> and registrations by activity and district as at June 2006<sup>2</sup> - Education; Health and Social work; Community, social and personal service activities**

NSIC	Activity	Number									
		P - Louis	P/Wilhems	Pamp.	R.Rempart	Moka	Flacq	G - Port	Savanne	B - River	All districts
	<b>Total</b>	<b>1,120</b>	<b>2,178</b>	<b>471</b>	<b>489</b>	<b>425</b>	<b>1,127</b>	<b>804</b>	<b>556</b>	<b>350</b>	<b>7,520</b>
80101	Pre-Primary	106	268	87	77	37	98	67	52	28	<b>820</b>
80102	Primary	9	28	6	3	5	10	5	4	3	<b>73</b>
80210	Secondary	21	47	10	6	7	7	8	5	2	<b>113</b>
80220	Vocational training centre	123	177	12	18	16	28	13	2	13	<b>402</b>
8030	Higher education	1	3	2	0	3	1	0	0	1	<b>11</b>
80901 - 80909	Adult & other education	60	63	14	10	13	17	10	6	4	<b>197</b>
85121 - 85122	Medical practioner	73	331	21	25	18	21	15	11	6	<b>521</b>
85123	Dentist	19	74	4	7	6	7	1	3	0	<b>121</b>
85124 - 85320	Optician, Other health and Social work activities	35	58	6	10	7	10	4	0	4	<b>134</b>
90	Sewage and refuse disposal, sanitation and similar activities	6	2	2	1	1	3	4	2	3	<b>24</b>
91	Activities of membership organisations n.e.c	6	21	3	7	1	0	2	0	4	<b>44</b>
92	Recreational cultural & sporting activities	338	458	165	178	251	783	565	417	208	<b>3,363</b>
93	Other service activities	323	648	139	147	60	142	110	54	74	<b>1,697</b>

<sup>1</sup> Adjusted - some activities are both licensed and registered. To avoid double counting such activities are included under registrations only.

<sup>2</sup> Revised