



REPUBLIC OF MAURITIUS

MINISTRY OF FINANCE AND ECONOMIC DEVELOPMENT

STATISTICS MAURITIUS

2011

HOUSING AND POPULATION CENSUS

Republic of Mauritius

VOLUME V: ECONOMIC CHARACTERISTICS

October 2012

FOREWORD

This report is the fifth in the series showing the results of the 2011 Housing and Population Census. The first was published in November 2011 and contained the results of the Housing Census which preceded the Population Census by a few months. The previous three reports covered the demographic and fertility characteristics, the educational characteristics and the disability characteristics of population while this report presents the economic characteristics of the population. The longer delay in producing the Population Census tables is due to the larger volume and greater complexity of the population data as compared to the housing data.

Data published in this report have been prepared at different geographical area levels. The code in the left-hand margin of the table of contents indicates the geographical level at which the tables are presented, namely, I: island level, D: district level and R: Municipal Council Ward and Village Council Area level.

Like all census data, the figures presented in the tables may still contain slight inaccuracies, which will be too costly to identify and correct. However, these do not in any way detract from the quality of the data and their usefulness. It is hoped that the present report will be particularly useful to administrators, planners and policy makers, and the public in general.

This report is the result of the efforts of many persons and organisations and I am grateful to all of them. In particular, I would like to thank members of the public for their understanding and co-operation, the census fieldstaff, the Mauritius Broadcasting Corporation, the Government Printer, the firm Urgence Informatique Europe which provided scanning services, and my own staff.

L.F.Cheung Kai Suet (Ms)
Director of Statistics

Statistics Mauritius
Port Louis
MAURITIUS

October 2012

CONTENTS

| Area Level | Table | Page |
|---------------|--|------|
| | Introduction... .. | i |
| | Concepts and Definitions | ii |
| R | CA1 - Resident population 16 years of age and over by geographical location, sex and current activity status | 1 |
| I | CA2 - Resident population 16 years of age and over by current activity status, marital status, age and sex | 17 |
| D | CA3 - Currently employed population 16 years of age and over by geographical district, industry (section) and sex | 32 |
| D | CA4 - Currently employed population 16 years of age and over by geographical district, major occupational group and sex | 33 |
| I | CA5 - Currently employed population 16 years of age and over by industry (section and division), age and sex | 34 |
| I | CA6 - Currently employed population 16 years of age and over by occupation (major and sub-major group), age and sex | 61 |
| I | CA7 - Currently employed population 16 years of age and over by sector of employment, age and sex | 79 |
| I | CA8 - Currently employed population 16 years of age and over by sector of employment, industry (section) and sex | 82 |
| I | CA9 - Currently employed population 16 years of age and over by sector of employment, major occupational group and sex | 85 |
| I | CA10 - Currently employed population 16 years of age and over by employment status, age and sex | 88 |
| I | CA11 - Currently employed population 16 years of age and over by employment status, industry (section and division) and sex | 91 |
| I | CA12 - Currently employed population 16 years of age and over by employment status, occupation (major and sub-major group) and sex | 118 |
| I | CA13 - Currently employed population 16 years of age and over by industry (section), occupation (major and sub-major group) and sex | 136 |

CONTENTS (cont'd)

| Area Level | Table | Page |
|---------------|---|------|
| I | CA14 - Currently employed population 16 years of age and over by industry (section and division), educational attainment and sex | 148 |
| I | CA15 - Currently employed population 16 years of age and over by industry (section), age and educational attainment | 175 |
| I | CA16 - Currently employed population 16 years of age and over by major occupational group, educational attainment and sex ... | 199 |
| I | CA17 - Currently employed population 16 years of age and over by major occupational group, age and educational attainment ... | 202 |
| I | CA18 - Currently employed population 16 years of age and over by sex, broad field of highest vocational or technical qualification and educational attainment | 214 |
| I | CA19a - Currently employed population 16 years of age and over by sex, broad field of highest vocational or technical qualification and major occupational group | 223 |
| I | CA19b - Currently employed population 16 years of age and over by sex, broad field of highest post-secondary degree and major occupational group | 232 |
| I | CA20 - Currently employed population 16 years of age and over by number of hours worked during the last week of June 2011, age and sex | 241 |
| I | CA21 - Currently employed population 16 years of age and over by number of hours worked during the last week of June 2011, industry (section) and sex | 244 |
| I | CA22 - Currently employed population 16 years of age and over by number of hours worked during the last week of June 2011, major occupational group and sex | 253 |
| I | CA23 - Currently employed population 16 years of age and over by number of hours worked during the last week of June 2011, sector of employment and sex | 256 |

CONTENTS (cont'd)

| Area Level | Table | Page |
|---------------|---|------|
| I | CA24 - Average number of hours worked during the last week of June 2011 by major occupational group, industry (section) and sex | 259 |
| I | CA25 - Average number of hours worked during the last week of June 2011 by major occupational group, sector of employment and sex | 268 |
| I | CA26 - Currently employed population 16 years of age and over by sex, length of service with present employer and sector of employment | 271 |
| D | CA27 - Currently employed population 16 years of age and over by sex, age, place of usual residence (geographical district) and place of work (geographical district) | 274 |
| I | CA28 - Currently employed female population 16 years of age and over by major occupational group, marital status and age | 280 |
| I | CA29 - Currently employed female population 16 years of age and over by status in employment, marital status and age | 286 |
| I | CU1a - Currently unemployed population aged 16 years and over by educational attainment, age and sex | 292 |
| I | CU1b - Currently unemployed population (excluding first job seekers) aged 16 years and over by educational attainment, age and sex | 295 |
| I | CU1c - Currently unemployed first job seekers aged 16 years and over by educational attainment, age and sex | 298 |
| I | CU2a - Currently unemployed population aged 16 years and over by sex, broad field of study of highest vocational or technical qualification and educational attainment | 301 |
| I | CU2b - Currently unemployed population (excluding first job seekers) aged 16 years and over by sex, broad field of study of highest vocational or technical qualification and educational attainment | 310 |

CONTENTS (cont'd)

| Area Level | Table | Page |
|---------------|--|------|
| I | CU2c - Currently unemployed first job seekers aged 16 years and over by sex, broad field of study of highest vocational or technical qualification and educational attainment | 319 |
| I | CU3 - Currently unemployed population (excluding first job seekers) aged 16 years and over by age, sex and employment status in last job | 328 |
| I | CU4 - Currently unemployed population (excluding first job seekers) aged 16 years and over by sex, educational attainment and industry of last job (section) | 331 |
| I | CU5 - Currently unemployed population (excluding first job seekers) aged 16 years and over by sex, educational attainment and major occupational group of last job | 340 |
| I | CU6 - Currently unemployed population (excluding first job seekers) aged 16 years and over by duration of current unemployment, sector of previous employment, age and sex | 343 |
| I | CU7 - Currently unemployed population (excluding first job seekers) aged 16 years and over by duration of current unemployment, educational attainment and sex | 352 |
| I | CU8 - Currently unemployed population (excluding first job seekers) aged 16 years and over by duration of current unemployment, industry of last job (section) and sex | 355 |
| I | CU9 - Currently unemployed population (excluding first job seekers) aged 16 years and over by duration of current unemployment, occupation (major group of last job) and sex | 364 |
| I | CU10 - Currently unemployed population (excluding first job seekers) aged 16 years and over by length of service with last employer, age and sex | 367 |

CONTENTS (cont'd)

| | Page |
|--|-------------|
| Appendix I - Map of Island of Mauritius showing Municipal Wards and Village Council Areas with codes | 370 |
| Appendix II - List of Municipal Wards and Village Council Areas within each district - Island of Mauritius | 371 |
| Appendix III - Map of Island of Rodrigues showing the 14 zones for which data are tabulated separately | 373 |
| Appendix IV - List of localities within each zone defined for Rodrigues | 374 |
| Appendix V - Description of sections of National Standard Industrial Classification of Economic Activities, NSIC Rev. 2 | 375 |
| Specimen of Population Census questionnaire | 376 |

Introduction

1. Background

The history of census taking in Mauritius dates back to the eighteenth century. The Population Census conducted in year 2011 was the eighteenth for the Island of Mauritius and the eighth for the Island of Rodrigues.

2. Strategy

The 2011 Housing and Population Census, which cost about 200 million rupees and mobilised some 7,200 field officers, was taken in two distinct rounds: the Housing Census followed by the Population Census. The main reason for adopting this procedure was to obtain at the Housing Census a list of names and addresses of heads of households which served as frame for the Population Census.

The Housing Census was conducted from 31 January to 19 June 2011 and the Population Census from 20 June to 31 July 2011 in respect of all persons alive on the night of 3 - 4 July 2011.

The Population Census questionnaire, a copy of which is at the end of the report, was filled in by fieldstaff with information provided by respondents. The data was captured by making use of scanning and recognition technology. The software EDMS.Imaging® was used to check for scanning errors and for correction using the Key from Image (KFI) technique. Coding was done through a computer-assisted program while validation and tabulation were done using the software Integrated Microcomputer Processing System (IMPS) for Censuses and Surveys, which was developed by the International Programs Center of the US Bureau of the Census.

3. Coverage

The Housing and Population Census covered the Islands of Mauritius, Rodrigues and Agalega. As regards St Brandon, only a count of persons spending the census night was made; these islands are mainly fishing outposts, with no permanent residents.

4. Population enumerated

The Census counted all persons present on Census night in all private households and communal establishments, including collective quarters, as well as usual residents who were absent on Census night. Combinations of answers to questions asked on whereabouts and usual address enable both the present population (de facto) and the resident population (de jure) counts.

At the 2011 Census the "de facto" population was 1,237,299 in the Republic of Mauritius whereas the resident population was 1,237,091. Census tables, unless otherwise stated, show the resident population; the distribution by the different islands was as follows:

| Island | Area (sq. km) | Male | Female | Both sexes |
|----------------------------------|--------------------------|----------------|----------------|-------------------|
| Island of Mauritius | 1,865 | 590,944 | 605,439 | 1,196,383 |
| Island of Rodrigues | 104 | 19,904 | 20,530 | 40,434 |
| Agalega | 70 | 174 | 100 | 274 |
| St. Brandon | 1 | - | - | - |
| Republic of Mauritius | 2,040 | 611,022 | 626,069 | 1,237,091 |

None of the published tables include Agalega and St. Brandon. The exclusion of the very small resident population in Agalega does not affect the usefulness of the tables. As for St. Brandon, there were no permanent residents at the time of the census, although 25 men, mostly fishermen, were present on the island on Census night.

5. Area level of tabulation

Different area levels of tabulation are used in this publication. An indication on the area levels at which tables are presented is given in the table of contents.

Several census tables have been prepared down to the level of Municipal Council Wards or Village Council Areas (MCW/VCA). Maps showing boundaries of the Municipal Council Wards and Village Council Areas are included in the Appendices together with a list of these areas within each district and their codes. All Municipal Ward and Village Council Area boundaries are given as they were on 3 July 2011, and all census data are in relation to these boundaries. Comparison of the 2011 Census data with the 2000 Census data at MCW/VCA level should be made with caution since there have been revisions of boundaries between the two censuses.

As regards Rodrigues, 6 local regions grouping adjacent localities were demarcated at the 2011 Census and some tables are published accordingly. A map showing the boundaries of these 6 local regions as well as a list of localities found therein are included in the Appendices.

6. Publication of results

The Housing Census data were published in November 2011 as Volume I of the series of the 2011 Census reports. The previous four reports covered the demographic and fertility characteristics, the educational characteristics, the disability characteristics and the economic characteristics of the population. This report deals with the geographical and migration characteristics and will be followed by the publication of an additional report on economic characteristics of the population.

7. Concepts, definitions and classifications

(a) Household

A household is either:

- (i) a one-person household, i.e., a person who makes provision for his own food or other essentials for living without combining with any other person to form part of a multi-person household; or
- (ii) a multi-person household, i.e., a group of two or more persons living together who make common provision for food or other essentials for living. The persons in the group may pool their incomes and have a common budget to a greater or lesser extent; they may be related or unrelated persons or a combination of both.

(b) Family nucleus

A family nucleus is either a couple with or without unmarried children, or a lone parent with unmarried children.

(c) Household type

One person household is defined as a private household with only one usual resident.

A nuclear household is defined as a private household consisting entirely of a single family nucleus.

An extended household is defined as a private household consisting of any one of the following:

- (i) a single family nucleus plus other persons related to the nucleus
- (ii) two or more family nuclei related to each other, without any other persons
- (iii) two or more family nuclei related to each other with other persons related to at least one of the family nuclei
- (iv) two or more persons related to each other, none of whom constitute a family nucleus

A composite household is defined as a private household consisting of any one of the following:

- (i) a single family nucleus plus other persons, some or none of whom being related to the nucleus
- (ii) two or more family nuclei related to each other plus other persons, some or none of whom being related to any of the nuclei
- (iii) two or more persons related to each other, none of whom constitute a family nucleus plus other unrelated persons
- (iv) two or more family nuclei not related to each other
- (v) Non-related persons only

- (d) Enumerated population This category includes all persons who spent census night in the household (whether private or communal) as well as persons who usually live in the household but were absent on census night.
- (e) Present population This category includes all persons who spent census night in the household.
- (f) Resident population The resident population is a count of all usual residents of a country at the time of the census. For census purposes, "usual residence" is defined as the place at which the person lives at the time of the census, and has been there continuously for the past 12 months or intends to live there continuously for at least 12 months.
- (g) Languages read and written (literacy) Persons were asked to state the language(s) in which they could, with understanding, both read and write a short, simple statement in their everyday life.
- (h) Educational attainment For persons not attending school, this refers to the highest level of education completed, whereas for persons attending school it refers to the standard, form or course being attended.

Post-secondary education of the type that leads to an award not equivalent to a first university degree has been classified as vocational and technical training if the course has a "practical" orientation aimed at skilled and

responsible employment.

(i) Disability

Persons were asked about any long-term disability, i.e. any limitation to perform a daily life activity in a manner considered normal for persons of their age.

Persons were asked to report all disabilities that they had. However, each disabled person was counted only once. The classification used for tabulation is as follows:

- EYE - A: Seeing even if wearing glasses
- EAR - B: Hearing even if using a hearing aid
- MTION - C: Walking or climbing stairs
- LEARN - D: Remembering, concentrating or acquiring education and learning
- PERSONAL CARE - E: Looking after oneself with regard to feeding, personal care and hygiene
- SPEECH - F: Speaking and talking
- MANU - G: Manual activities such as gripping and holding
- BEHAVIOUR - H: Disturbances of behaviour, including antisocial behaviour, maladjustment and liability to self injury

(j) Currently employed

This category includes (i) any person, aged 16 years and over who worked for at least one hour during the week from Monday 27 June to Sunday 3 July 2011, and (ii) any person who held a job during that week although he/she did not do any work. Work means any work for pay, profit or family gain, including self-employment with or without employees as well as work without pay in a family enterprise or farm; but it excludes housework in one's own home.

(k) Currently unemployed

These are persons aged 16 years and over who had not worked for at least one hour during the week from Monday 27 June to Sunday 3 July 2011, and did not hold a job during that week, and took active steps to look for work anytime during the previous 4 weeks, and were available for work during the week ending 3 July 2011.

(l) Currently active

This category consists of the currently employed and the currently unemployed population.

- (m) Currently inactive This category consists of persons who were currently neither employed nor unemployed.
- (n) Occupation This was the job at which the person worked the most hours during the reference period. The National Standard Classification of Occupations, an adapted version of the 2008 International Standard Classification of Occupations was used for coding.
- (o) Kind of business, industry or service This was the kind of business, industry or service activities carried on at the person's place of work. The National Standard Industrial Classification of Economic Activities, based on the International Standard Industrial Classification of Economic Activities – ISIC Rev.4 of 2007, was used for coding.

Table CA1 - Resident population 16 years of age and over by geographical location, sex and current activity status

| Country, Island, Geographical District, Municipal Ward or Village Council Area and sex | Total | Current activity status | | | | | | | | | | | |
|--|---------|-------------------------|----------|------------|----------------------|------------------|----------------------|--------------------------|---------|-----------------|-----------------|---------------|-----------------------------|
| | | Currently active | | | | | Not currently active | | | | | Not stated | |
| | | Total | Employed | Unemployed | | | Total | House- hold duties | Studies | Disabi- lity | Retire- ment | | Other & Not Stated |
| | | | | Total | First job seekers | Worked before | | | | | | | |
| REPUBLIC OF MAURITIUS | | | | | | | | | | | | | |
| Both sexes | 961,220 | 564,360 | 522,198 | 42,162 | 25,096 | 17,066 | 391,949 | 192,356 | 75,096 | 28,310 | 81,300 | 14,887 | 4,911 |
| Male | 471,888 | 356,213 | 337,070 | 19,143 | 11,278 | 7,865 | 112,586 | 461 | 36,989 | 14,575 | 53,634 | 6,927 | 3,089 |
| Female | 489,332 | 208,147 | 185,128 | 23,019 | 13,818 | 9,201 | 279,363 | 191,895 | 38,107 | 13,735 | 27,666 | 7,960 | 1,822 |
| REPUBLIC OF MAURITIUS - Urban | | | | | | | | | | | | | |
| Both sexes | 398,136 | 228,824 | 214,284 | 14,540 | 8,286 | 6,254 | 165,883 | 78,860 | 31,443 | 11,081 | 37,760 | 6,739 | 3,429 |
| Male | 193,774 | 141,153 | 134,061 | 7,092 | 4,020 | 3,072 | 50,316 | 208 | 15,400 | 5,827 | 25,170 | 3,711 | 2,305 |
| Female | 204,362 | 87,671 | 80,223 | 7,448 | 4,266 | 3,182 | 115,567 | 78,652 | 16,043 | 5,254 | 12,590 | 3,028 | 1,124 |
| REPUBLIC OF MAURITIUS - Rural | | | | | | | | | | | | | |
| Both sexes | 563,084 | 335,536 | 307,914 | 27,622 | 16,810 | 10,812 | 226,066 | 113,496 | 43,653 | 17,229 | 43,540 | 8,148 | 1,482 |
| Male | 278,114 | 215,060 | 203,009 | 12,051 | 7,258 | 4,793 | 62,270 | 253 | 21,589 | 8,748 | 28,464 | 3,216 | 784 |
| Female | 284,970 | 120,476 | 104,905 | 15,571 | 9,552 | 6,019 | 163,796 | 113,243 | 22,064 | 8,481 | 15,076 | 4,932 | 698 |
| ISLAND OF MAURITIUS | | | | | | | | | | | | | |
| Both sexes | 933,346 | 546,915 | 506,783 | 40,132 | 23,753 | 16,379 | 381,688 | 187,921 | 73,116 | 27,205 | 79,757 | 13,689 | 4,743 |
| Male | 458,289 | 345,788 | 327,546 | 18,242 | 10,742 | 7,500 | 109,542 | 432 | 35,995 | 14,139 | 52,369 | 6,607 | 2,959 |
| Female | 475,057 | 201,127 | 179,237 | 21,890 | 13,011 | 8,879 | 272,146 | 187,489 | 37,121 | 13,066 | 27,388 | 7,082 | 1,784 |
| ISLAND OF MAURITIUS - Urban | | | | | | | | | | | | | |
| Both sexes | 398,136 | 228,824 | 214,284 | 14,540 | 8,286 | 6,254 | 165,883 | 78,860 | 31,443 | 11,081 | 37,760 | 6,739 | 3,429 |
| Male | 193,774 | 141,153 | 134,061 | 7,092 | 4,020 | 3,072 | 50,316 | 208 | 15,400 | 5,827 | 25,170 | 3,711 | 2,305 |
| Female | 204,362 | 87,671 | 80,223 | 7,448 | 4,266 | 3,182 | 115,567 | 78,652 | 16,043 | 5,254 | 12,590 | 3,028 | 1,124 |
| ISLAND OF MAURITIUS - Rural | | | | | | | | | | | | | |
| Both sexes | 535,210 | 318,091 | 292,499 | 25,592 | 15,467 | 10,125 | 215,805 | 109,061 | 41,673 | 16,124 | 41,997 | 6,950 | 1,314 |
| Male | 264,515 | 204,635 | 193,485 | 11,150 | 6,722 | 4,428 | 59,226 | 224 | 20,595 | 8,312 | 27,199 | 2,896 | 654 |
| Female | 270,695 | 113,456 | 99,014 | 14,442 | 8,745 | 5,697 | 156,579 | 108,837 | 21,078 | 7,812 | 14,798 | 4,054 | 660 |
| PORT LOUIS DISTRICT-wholly urban | | | | | | | | | | | | | |
| Both sexes | 91,921 | 50,527 | 46,657 | 3,870 | 2,340 | 1,530 | 40,979 | 21,953 | 6,842 | 2,972 | 7,317 | 1,895 | 415 |
| Male | 45,188 | 33,544 | 31,540 | 2,004 | 1,180 | 824 | 11,427 | 58 | 3,384 | 1,576 | 5,322 | 1,087 | 217 |
| Female | 46,733 | 16,983 | 15,117 | 1,866 | 1,160 | 706 | 29,552 | 21,895 | 3,458 | 1,396 | 1,995 | 808 | 198 |
| Town of Port Louis-Ward 1 East | | | | | | | | | | | | | |
| Both sexes | 9,818 | 5,512 | 5,184 | 328 | 144 | 184 | 4,306 | 2,023 | 659 | 286 | 803 | 535 | - |
| Male | 5,001 | 3,584 | 3,425 | 159 | 71 | 88 | 1,417 | 1 | 313 | 155 | 513 | 435 | - |
| Female | 4,817 | 1,928 | 1,759 | 169 | 73 | 96 | 2,889 | 2,022 | 346 | 131 | 290 | 100 | - |
| Town of Port Louis-Ward 2 | | | | | | | | | | | | | |
| Both sexes | 10,424 | 5,644 | 5,269 | 375 | 221 | 154 | 4,445 | 2,215 | 689 | 321 | 1,046 | 174 | 335 |
| Male | 5,097 | 3,567 | 3,394 | 173 | 106 | 67 | 1,365 | 8 | 352 | 189 | 719 | 97 | 165 |
| Female | 5,327 | 2,077 | 1,875 | 202 | 115 | 87 | 3,080 | 2,207 | 337 | 132 | 327 | 77 | 170 |
| Town of Port Louis-Ward 3 | | | | | | | | | | | | | |
| Both sexes | 16,860 | 9,073 | 8,282 | 791 | 520 | 271 | 7,783 | 4,235 | 1,342 | 510 | 1,502 | 194 | 4 |
| Male | 8,135 | 5,994 | 5,544 | 450 | 288 | 162 | 2,138 | 17 | 693 | 254 | 1,072 | 102 | 3 |
| Female | 8,725 | 3,079 | 2,738 | 341 | 232 | 109 | 5,645 | 4,218 | 649 | 256 | 430 | 92 | 1 |
| Town of Port Louis-Ward 4 | | | | | | | | | | | | | |
| Both sexes | 14,686 | 7,314 | 6,693 | 621 | 430 | 191 | 7,333 | 4,302 | 1,169 | 479 | 1,152 | 231 | 39 |
| Male | 7,077 | 5,167 | 4,806 | 361 | 229 | 132 | 1,875 | 4 | 578 | 256 | 945 | 92 | 35 |
| Female | 7,609 | 2,147 | 1,887 | 260 | 201 | 59 | 5,458 | 4,298 | 591 | 223 | 207 | 139 | 4 |
| Town of Port Louis-Ward 5 | | | | | | | | | | | | | |
| Both sexes | 17,023 | 9,492 | 8,815 | 677 | 390 | 287 | 7,517 | 4,012 | 1,232 | 619 | 1,279 | 375 | 14 |
| Male | 8,537 | 6,491 | 6,115 | 376 | 201 | 175 | 2,040 | 14 | 585 | 313 | 947 | 181 | 6 |
| Female | 8,486 | 3,001 | 2,700 | 301 | 189 | 112 | 5,477 | 3,998 | 647 | 306 | 332 | 194 | 8 |

Table CA1 - Resident population 16 years of age and over by geographical location, sex and current activity status

| Country, Island, Geographical District, Municipal Ward or Village Council Area and sex | Total | Current activity status | | | | | | | | | | | Not stated | |
|--|---------|-------------------------|----------|------------|----------------------|------------------|----------------------|--------------------------|---------|-----------------|-----------------|-----------------------------|---------------|--|
| | | Currently active | | | | | Not currently active | | | | | | | |
| | | Total | Employed | Unemployed | | | Total | House- hold duties | Studies | Disabi- lity | Retire- ment | Other & Not Stated | | |
| | | | | Total | First job seekers | Worked before | | | | | | | | |
| Town of Port Louis-Ward 6 | | | | | | | | | | | | | | |
| Both sexes | 23,110 | 13,492 | 12,414 | 1,078 | 635 | 443 | 9,595 | 5,166 | 1,751 | 757 | 1,535 | 386 | 23 | |
| Male | 11,341 | 8,741 | 8,256 | 485 | 285 | 200 | 2,592 | 14 | 863 | 409 | 1,126 | 180 | 8 | |
| Female | 11,769 | 4,751 | 4,158 | 593 | 350 | 243 | 7,003 | 5,152 | 888 | 348 | 409 | 206 | 15 | |
| PAMPLEMOUSSES DISTRICT-wholly rural | | | | | | | | | | | | | | |
| Both sexes | 104,891 | 63,419 | 58,692 | 4,727 | 2,779 | 1,948 | 41,029 | 21,185 | 8,353 | 3,195 | 7,080 | 1,216 | 443 | |
| Male | 52,089 | 40,357 | 38,319 | 2,038 | 1,161 | 877 | 11,498 | 35 | 4,141 | 1,739 | 5,036 | 547 | 234 | |
| Female | 52,802 | 23,062 | 20,373 | 2,689 | 1,618 | 1,071 | 29,531 | 21,150 | 4,212 | 1,456 | 2,044 | 669 | 209 | |
| Arsenal VCA | | | | | | | | | | | | | | |
| Both sexes | 2,232 | 1,393 | 1,303 | 90 | 37 | 53 | 837 | 435 | 166 | 66 | 153 | 17 | 2 | |
| Male | 1,123 | 898 | 847 | 51 | 21 | 30 | 224 | 1 | 73 | 38 | 105 | 7 | 1 | |
| Female | 1,109 | 495 | 456 | 39 | 16 | 23 | 613 | 434 | 93 | 28 | 48 | 10 | 1 | |
| Baie du Tombeau VCA | | | | | | | | | | | | | | |
| Both sexes | 11,266 | 7,532 | 7,110 | 422 | 180 | 242 | 3,696 | 1,774 | 702 | 288 | 783 | 149 | 38 | |
| Male | 5,526 | 4,409 | 4,209 | 200 | 83 | 117 | 1,099 | 2 | 339 | 161 | 520 | 77 | 18 | |
| Female | 5,740 | 3,123 | 2,901 | 222 | 97 | 125 | 2,597 | 1,772 | 363 | 127 | 263 | 72 | 20 | |
| Calebasses VCA | | | | | | | | | | | | | | |
| Both sexes | 3,694 | 2,134 | 2,003 | 131 | 74 | 57 | 1,541 | 743 | 288 | 210 | 229 | 71 | 19 | |
| Male | 1,811 | 1,341 | 1,280 | 61 | 33 | 28 | 452 | - | 151 | 114 | 163 | 24 | 18 | |
| Female | 1,883 | 793 | 723 | 70 | 41 | 29 | 1,089 | 743 | 137 | 96 | 66 | 47 | 1 | |
| Congomah VCA | | | | | | | | | | | | | | |
| Both sexes | 1,439 | 830 | 781 | 49 | 36 | 13 | 609 | 360 | 117 | 60 | 63 | 9 | - | |
| Male | 699 | 556 | 532 | 24 | 14 | 10 | 143 | 1 | 60 | 33 | 45 | 4 | - | |
| Female | 740 | 274 | 249 | 25 | 22 | 3 | 466 | 359 | 57 | 27 | 18 | 5 | - | |
| Crève Coeur VCA | | | | | | | | | | | | | | |
| Both sexes | 2,180 | 1,288 | 1,208 | 80 | 56 | 24 | 892 | 446 | 217 | 62 | 133 | 34 | - | |
| Male | 1,090 | 846 | 815 | 31 | 21 | 10 | 244 | - | 105 | 33 | 96 | 10 | - | |
| Female | 1,090 | 442 | 393 | 49 | 35 | 14 | 648 | 446 | 112 | 29 | 37 | 24 | - | |
| D'Épinay VCA | | | | | | | | | | | | | | |
| Both sexes | 4,054 | 2,460 | 2,261 | 199 | 102 | 97 | 1,594 | 776 | 353 | 119 | 287 | 59 | - | |
| Male | 1,970 | 1,531 | 1,466 | 65 | 37 | 28 | 439 | 1 | 173 | 59 | 183 | 23 | - | |
| Female | 2,084 | 929 | 795 | 134 | 65 | 69 | 1,155 | 775 | 180 | 60 | 104 | 36 | - | |
| Fond du Sac VCA | | | | | | | | | | | | | | |
| Both sexes | 4,123 | 2,431 | 2,224 | 207 | 131 | 76 | 1,692 | 848 | 378 | 129 | 303 | 34 | - | |
| Male | 2,073 | 1,587 | 1,499 | 88 | 60 | 28 | 486 | - | 200 | 53 | 216 | 17 | - | |
| Female | 2,050 | 844 | 725 | 119 | 71 | 48 | 1,206 | 848 | 178 | 76 | 87 | 17 | - | |
| Grand Baie VCA-West(East in R/R) | | | | | | | | | | | | | | |
| Both sexes | 1,990 | 1,269 | 1,197 | 72 | 35 | 37 | 713 | 333 | 152 | 45 | 138 | 45 | 8 | |
| Male | 960 | 732 | 700 | 32 | 18 | 14 | 223 | 8 | 77 | 27 | 92 | 19 | 5 | |
| Female | 1,030 | 537 | 497 | 40 | 17 | 23 | 490 | 325 | 75 | 18 | 46 | 26 | 3 | |
| Le Hohet VCA | | | | | | | | | | | | | | |
| Both sexes | 11,490 | 6,839 | 6,397 | 442 | 248 | 194 | 4,642 | 2,405 | 931 | 391 | 742 | 173 | 9 | |
| Male | 5,882 | 4,583 | 4,382 | 201 | 108 | 93 | 1,293 | 6 | 487 | 188 | 533 | 79 | 6 | |
| Female | 5,608 | 2,256 | 2,015 | 241 | 140 | 101 | 3,349 | 2,399 | 444 | 203 | 209 | 94 | 3 | |
| Long Mountain VCA | | | | | | | | | | | | | | |
| Both sexes | 5,545 | 3,503 | 3,249 | 254 | 162 | 92 | 2,036 | 958 | 506 | 189 | 322 | 61 | 6 | |
| Male | 2,744 | 2,120 | 2,029 | 91 | 54 | 37 | 620 | 1 | 254 | 100 | 240 | 25 | 4 | |
| Female | 2,801 | 1,383 | 1,220 | 163 | 108 | 55 | 1,416 | 957 | 252 | 89 | 82 | 36 | 2 | |

Table CA1 - Resident population 16 years of age and over by geographical location, sex and current activity status

| Country, Island, Geographical District, Municipal Ward or Village Council Area and sex | Total | Current activity status | | | | | | | | | | | |
|--|--------|-------------------------|----------|------------|----------------------|------------------|----------------------|--------------------------|---------|-----------------|-----------------|---------------|-----------------------------|
| | | Currently active | | | | | Not currently active | | | | | Not stated | |
| | | Total | Employed | Unemployed | | | Total | House- hold duties | Studies | Disabi- lity | Retire- ment | | Other & Not Stated |
| | | | | Total | First job seekers | Worked before | | | | | | | |
| Mapou VCA South(North in R/R) | | | | | | | | | | | | | |
| Both sexes | 200 | 133 | 124 | 9 | 8 | 1 | 67 | 26 | 17 | 4 | 18 | 2 | - |
| Male | 93 | 71 | 71 | - | - | - | 22 | - | 7 | 2 | 11 | 2 | - |
| Female | 107 | 62 | 53 | 9 | 8 | 1 | 45 | 26 | 10 | 2 | 7 | - | - |
| Morcellement St André VCA | | | | | | | | | | | | | |
| Both sexes | 4,492 | 2,548 | 2,350 | 198 | 138 | 60 | 1,941 | 1,003 | 433 | 109 | 353 | 43 | 3 |
| Male | 2,225 | 1,628 | 1,546 | 82 | 54 | 28 | 595 | - | 221 | 60 | 293 | 21 | 2 |
| Female | 2,267 | 920 | 804 | 116 | 84 | 32 | 1,346 | 1,003 | 212 | 49 | 60 | 22 | 1 |
| Notre Dame VCA | | | | | | | | | | | | | |
| Both sexes | 3,253 | 1,956 | 1,787 | 169 | 119 | 50 | 1,297 | 699 | 272 | 83 | 205 | 38 | - |
| Male | 1,529 | 1,184 | 1,120 | 64 | 39 | 25 | 345 | 1 | 139 | 48 | 149 | 8 | - |
| Female | 1,724 | 772 | 667 | 105 | 80 | 25 | 952 | 698 | 133 | 35 | 56 | 30 | - |
| Pamplemousses VCA | | | | | | | | | | | | | |
| Both sexes | 7,186 | 4,240 | 3,930 | 310 | 165 | 145 | 2,644 | 1,283 | 521 | 249 | 454 | 137 | 302 |
| Male | 3,632 | 2,684 | 2,551 | 133 | 64 | 69 | 805 | 2 | 269 | 172 | 310 | 52 | 143 |
| Female | 3,554 | 1,556 | 1,379 | 177 | 101 | 76 | 1,839 | 1,281 | 252 | 77 | 144 | 85 | 159 |
| Piton VCA-West(East in R/R) | | | | | | | | | | | | | |
| Both sexes | 1,221 | 751 | 670 | 81 | 52 | 29 | 470 | 264 | 83 | 30 | 84 | 9 | - |
| Male | 623 | 498 | 465 | 33 | 20 | 13 | 125 | - | 38 | 23 | 60 | 4 | - |
| Female | 598 | 253 | 205 | 48 | 32 | 16 | 345 | 264 | 45 | 7 | 24 | 5 | - |
| Plaine des Papayes VCA | | | | | | | | | | | | | |
| Both sexes | 5,917 | 3,270 | 3,011 | 259 | 162 | 97 | 2,645 | 1,459 | 488 | 164 | 493 | 41 | 2 |
| Male | 2,912 | 2,208 | 2,084 | 124 | 73 | 51 | 703 | 1 | 227 | 97 | 354 | 24 | 1 |
| Female | 3,005 | 1,062 | 927 | 135 | 89 | 46 | 1,942 | 1,458 | 261 | 67 | 139 | 17 | 1 |
| Pointe aux Piments VCA | | | | | | | | | | | | | |
| Both sexes | 6,895 | 4,340 | 4,025 | 315 | 162 | 153 | 2,524 | 1,237 | 489 | 193 | 542 | 63 | 31 |
| Male | 3,488 | 2,739 | 2,599 | 140 | 70 | 70 | 731 | 5 | 242 | 106 | 347 | 31 | 18 |
| Female | 3,407 | 1,601 | 1,426 | 175 | 92 | 83 | 1,793 | 1,232 | 247 | 87 | 195 | 32 | 13 |
| Terre Rouge VCA | | | | | | | | | | | | | |
| Both sexes | 7,919 | 4,897 | 4,551 | 346 | 185 | 161 | 3,016 | 1,700 | 550 | 244 | 423 | 99 | 6 |
| Male | 3,969 | 3,208 | 3,036 | 172 | 97 | 75 | 759 | 3 | 273 | 133 | 301 | 49 | 2 |
| Female | 3,950 | 1,689 | 1,515 | 174 | 88 | 86 | 2,257 | 1,697 | 277 | 111 | 122 | 50 | 4 |
| Triplet VCA | | | | | | | | | | | | | |
| Both sexes | 18,070 | 10,580 | 9,581 | 999 | 656 | 343 | 7,473 | 4,103 | 1,554 | 513 | 1,189 | 114 | 17 |
| Male | 8,895 | 6,873 | 6,461 | 412 | 267 | 145 | 2,006 | 3 | 748 | 263 | 930 | 62 | 16 |
| Female | 9,175 | 3,707 | 3,120 | 587 | 389 | 198 | 5,467 | 4,100 | 806 | 250 | 259 | 52 | 1 |
| Villebague VCA-West(East in R/R) | | | | | | | | | | | | | |
| Both sexes | 1,725 | 1,025 | 930 | 95 | 71 | 24 | 700 | 333 | 136 | 47 | 166 | 18 | - |
| Male | 845 | 661 | 627 | 34 | 28 | 6 | 184 | - | 58 | 29 | 88 | 9 | - |
| Female | 880 | 364 | 303 | 61 | 43 | 18 | 516 | 333 | 78 | 18 | 78 | 9 | - |
| R. DU REMPART DISTRICT-wholly rural | | | | | | | | | | | | | |
| Both sexes | 82,212 | 48,776 | 45,023 | 3,753 | 2,351 | 1,402 | 33,356 | 17,112 | 6,557 | 2,582 | 6,033 | 1,072 | 80 |
| Male | 40,324 | 31,037 | 29,329 | 1,708 | 1,062 | 646 | 9,232 | 56 | 3,183 | 1,309 | 4,235 | 449 | 55 |
| Female | 41,888 | 17,739 | 15,694 | 2,045 | 1,289 | 756 | 24,124 | 17,056 | 3,374 | 1,273 | 1,798 | 623 | 25 |
| Amaury VCA-North(South in Flacq) | | | | | | | | | | | | | |
| Both sexes | 2,022 | 1,093 | 979 | 114 | 73 | 41 | 929 | 481 | 150 | 72 | 189 | 37 | - |
| Male | 965 | 715 | 656 | 59 | 32 | 27 | 250 | 3 | 78 | 33 | 122 | 14 | - |
| Female | 1,057 | 378 | 323 | 55 | 41 | 14 | 679 | 478 | 72 | 39 | 67 | 23 | - |

Table CA1 - Resident population 16 years of age and over by geographical location, sex and current activity status

| Country, Island, Geographical District, Municipal Ward or Village Council Area and sex | Total | Current activity status | | | | | | | | | | | |
|--|--------|-------------------------|----------|------------|----------------------|------------------|----------------------|--------------------------|---------|-----------------|-----------------|---------------|-----------------------------|
| | | Currently active | | | | | Not currently active | | | | | Not stated | |
| | | Total | Employed | Unemployed | | | Total | House- hold duties | Studies | Disabi- lity | Retire- ment | | Other & Not Stated |
| | | | | Total | First job seekers | Worked before | | | | | | | |
| Amitié VCA-East (West in Pamp) | | | | | | | | | | | | | |
| Both sexes | 1,796 | 1,121 | 1,043 | 78 | 45 | 33 | 675 | 338 | 120 | 60 | 140 | 17 | - |
| Male | 763 | 570 | 536 | 34 | 20 | 14 | 193 | 1 | 64 | 27 | 95 | 6 | - |
| Female | 1,033 | 551 | 507 | 44 | 25 | 19 | 482 | 337 | 56 | 33 | 45 | 11 | - |
| Belle Vue Maurel VCA-South | | | | | | | | | | | | | |
| Both sexes | 3,583 | 2,108 | 1,937 | 171 | 100 | 71 | 1,475 | 680 | 293 | 123 | 334 | 45 | - |
| Male | 1,738 | 1,304 | 1,224 | 80 | 41 | 39 | 434 | 1 | 147 | 54 | 212 | 20 | - |
| Female | 1,845 | 804 | 713 | 91 | 59 | 32 | 1,041 | 679 | 146 | 69 | 122 | 25 | - |
| Cap Malheureux VCA | | | | | | | | | | | | | |
| Both sexes | 3,906 | 2,490 | 2,337 | 153 | 98 | 55 | 1,413 | 683 | 296 | 86 | 298 | 50 | 3 |
| Male | 1,918 | 1,517 | 1,444 | 73 | 48 | 25 | 400 | 2 | 144 | 42 | 187 | 25 | 1 |
| Female | 1,988 | 973 | 893 | 80 | 50 | 30 | 1,013 | 681 | 152 | 44 | 111 | 25 | 2 |
| Cottage VCA | | | | | | | | | | | | | |
| Both sexes | 3,188 | 1,911 | 1,725 | 186 | 105 | 81 | 1,276 | 583 | 260 | 118 | 285 | 30 | 1 |
| Male | 1,528 | 1,177 | 1,111 | 66 | 40 | 26 | 350 | 1 | 130 | 48 | 162 | 9 | 1 |
| Female | 1,660 | 734 | 614 | 120 | 65 | 55 | 926 | 582 | 130 | 70 | 123 | 21 | - |
| Espérance Trébuchet VCA | | | | | | | | | | | | | |
| Both sexes | 1,681 | 921 | 832 | 89 | 65 | 24 | 760 | 388 | 138 | 60 | 144 | 30 | - |
| Male | 815 | 593 | 544 | 49 | 32 | 17 | 222 | 2 | 70 | 31 | 109 | 10 | - |
| Female | 866 | 328 | 288 | 40 | 33 | 7 | 538 | 386 | 68 | 29 | 35 | 20 | - |
| Goodlands VCA | | | | | | | | | | | | | |
| Both sexes | 16,039 | 9,348 | 8,664 | 684 | 486 | 198 | 6,689 | 3,540 | 1,328 | 525 | 1,136 | 160 | 2 |
| Male | 7,876 | 6,040 | 5,698 | 342 | 241 | 101 | 1,835 | 15 | 608 | 286 | 840 | 86 | 1 |
| Female | 8,163 | 3,308 | 2,966 | 342 | 245 | 97 | 4,854 | 3,525 | 720 | 239 | 296 | 74 | 1 |
| Grand Baie VCA-East (West in Pamp) | | | | | | | | | | | | | |
| Both sexes | 7,159 | 4,472 | 4,227 | 245 | 159 | 86 | 2,675 | 1,422 | 532 | 143 | 516 | 62 | 12 |
| Male | 3,554 | 2,812 | 2,690 | 122 | 76 | 46 | 735 | 6 | 268 | 72 | 356 | 33 | 7 |
| Female | 3,605 | 1,660 | 1,537 | 123 | 83 | 40 | 1,940 | 1,416 | 264 | 71 | 160 | 29 | 5 |
| Grand Gaube VCA | | | | | | | | | | | | | |
| Both sexes | 5,723 | 3,340 | 3,145 | 195 | 113 | 82 | 2,369 | 1,318 | 404 | 173 | 407 | 67 | 14 |
| Male | 2,890 | 2,220 | 2,122 | 98 | 64 | 34 | 656 | 9 | 193 | 100 | 316 | 38 | 14 |
| Female | 2,833 | 1,120 | 1,023 | 97 | 49 | 48 | 1,713 | 1,309 | 211 | 73 | 91 | 29 | - |
| Mapou VCA-North (South in Pamp) | | | | | | | | | | | | | |
| Both sexes | 953 | 661 | 608 | 53 | 37 | 16 | 292 | 129 | 51 | 34 | 66 | 12 | - |
| Male | 453 | 375 | 357 | 18 | 10 | 8 | 78 | 1 | 19 | 10 | 42 | 6 | - |
| Female | 500 | 286 | 251 | 35 | 27 | 8 | 214 | 128 | 32 | 24 | 24 | 6 | - |
| Petit Raffray VCA | | | | | | | | | | | | | |
| Both sexes | 7,132 | 4,231 | 3,873 | 358 | 232 | 126 | 2,900 | 1,480 | 655 | 232 | 473 | 60 | 1 |
| Male | 3,523 | 2,720 | 2,560 | 160 | 107 | 53 | 802 | 6 | 305 | 130 | 333 | 28 | 1 |
| Female | 3,609 | 1,511 | 1,313 | 198 | 125 | 73 | 2,098 | 1,474 | 350 | 102 | 140 | 32 | - |
| Piton VCA-East (West in Pamp) | | | | | | | | | | | | | |
| Both sexes | 2,698 | 1,501 | 1,379 | 122 | 59 | 63 | 1,197 | 514 | 233 | 95 | 267 | 88 | - |
| Male | 1,280 | 924 | 872 | 52 | 17 | 35 | 356 | 1 | 100 | 45 | 170 | 40 | - |
| Female | 1,418 | 577 | 507 | 70 | 42 | 28 | 841 | 513 | 133 | 50 | 97 | 48 | - |
| Plaines des Roches VCA-North | | | | | | | | | | | | | |
| Both sexes | 2,938 | 1,597 | 1,471 | 126 | 91 | 35 | 1,341 | 714 | 285 | 79 | 219 | 44 | - |
| Male | 1,471 | 1,092 | 1,046 | 46 | 32 | 14 | 379 | - | 133 | 49 | 180 | 17 | - |
| Female | 1,467 | 505 | 425 | 80 | 59 | 21 | 962 | 714 | 152 | 30 | 39 | 27 | - |

Table CA1 - Resident population 16 years of age and over by geographical location, sex and current activity status

| Country, Island, Geographical District, Municipal Ward or Village Council Area and sex | Total | Current activity status | | | | | | | | | | | |
|--|---------|-------------------------|----------|------------|----------------------|------------------|----------------------|--------------------------|---------|-----------------|-----------------|---------------|-----------------------------|
| | | Currently active | | | | | Not currently active | | | | | Not stated | |
| | | Total | Employed | Unemployed | | | Total | House- hold duties | Studies | Disabi- lity | Retire- ment | | Other & Not Stated |
| | | | | Total | First job seekers | Worked before | | | | | | | |
| Poudre d'Or Hamlet VCA | | | | | | | | | | | | | |
| Both sexes | 1,886 | 1,114 | 1,000 | 114 | 70 | 44 | 772 | 336 | 154 | 69 | 163 | 50 | - |
| Male | 925 | 708 | 655 | 53 | 38 | 15 | 217 | - | 63 | 31 | 110 | 13 | - |
| Female | 961 | 406 | 345 | 61 | 32 | 29 | 555 | 336 | 91 | 38 | 53 | 37 | - |
| Poudre d'Or VCA | | | | | | | | | | | | | |
| Both sexes | 3,147 | 1,952 | 1,775 | 177 | 96 | 81 | 1,151 | 572 | 197 | 86 | 269 | 27 | 44 |
| Male | 1,549 | 1,226 | 1,155 | 71 | 43 | 28 | 295 | 3 | 78 | 46 | 162 | 6 | 28 |
| Female | 1,598 | 726 | 620 | 106 | 53 | 53 | 856 | 569 | 119 | 40 | 107 | 21 | 16 |
| Rivière du Rempart VCA | | | | | | | | | | | | | |
| Both sexes | 8,471 | 4,988 | 4,534 | 454 | 256 | 198 | 3,482 | 1,828 | 686 | 300 | 550 | 118 | 1 |
| Male | 4,218 | 3,245 | 3,064 | 181 | 104 | 77 | 972 | 1 | 387 | 135 | 409 | 40 | 1 |
| Female | 4,253 | 1,743 | 1,470 | 273 | 152 | 121 | 2,510 | 1,827 | 299 | 165 | 141 | 78 | - |
| Roche Terre VCA | | | | | | | | | | | | | |
| Both sexes | 2,464 | 1,478 | 1,382 | 96 | 59 | 37 | 986 | 538 | 213 | 71 | 135 | 29 | - |
| Male | 1,182 | 903 | 865 | 38 | 21 | 17 | 279 | 3 | 106 | 43 | 117 | 10 | - |
| Female | 1,282 | 575 | 517 | 58 | 38 | 20 | 707 | 535 | 107 | 28 | 18 | 19 | - |
| Roches Noires VCA-North | | | | | | | | | | | | | |
| Both sexes | 4,469 | 2,805 | 2,615 | 190 | 112 | 78 | 1,662 | 780 | 322 | 153 | 288 | 119 | 2 |
| Male | 2,184 | 1,727 | 1,638 | 89 | 49 | 40 | 456 | 1 | 157 | 78 | 190 | 30 | 1 |
| Female | 2,285 | 1,078 | 977 | 101 | 63 | 38 | 1,206 | 779 | 165 | 75 | 98 | 89 | 1 |
| The Vale VCA | | | | | | | | | | | | | |
| Both sexes | 2,901 | 1,616 | 1,470 | 146 | 93 | 53 | 1,285 | 773 | 235 | 102 | 149 | 26 | - |
| Male | 1,467 | 1,150 | 1,073 | 77 | 47 | 30 | 317 | - | 132 | 49 | 118 | 18 | - |
| Female | 1,434 | 466 | 397 | 69 | 46 | 23 | 968 | 773 | 103 | 53 | 31 | 8 | - |
| Villebaque VCA-East | | | | | | | | | | | | | |
| Both sexes | 56 | 29 | 27 | 2 | 2 | - | 27 | 15 | 5 | 1 | 5 | 1 | - |
| Male | 25 | 19 | 19 | - | - | - | 6 | - | 1 | - | 5 | - | - |
| Female | 31 | 10 | 8 | 2 | 2 | - | 21 | 15 | 4 | 1 | - | 1 | - |
| FLACQ DISTRICT-wholly rural | | | | | | | | | | | | | |
| Both sexes | 102,901 | 59,165 | 53,807 | 5,358 | 3,548 | 1,810 | 43,487 | 23,032 | 8,546 | 3,211 | 7,330 | 1,368 | 249 |
| Male | 50,830 | 39,422 | 37,108 | 2,314 | 1,478 | 836 | 11,294 | 40 | 4,219 | 1,599 | 4,888 | 548 | 114 |
| Female | 52,071 | 19,743 | 16,699 | 3,044 | 2,070 | 974 | 32,193 | 22,992 | 4,327 | 1,612 | 2,442 | 820 | 135 |
| Amaury VCA-South(North in RR) | | | | | | | | | | | | | |
| Both sexes | 240 | 154 | 134 | 20 | 11 | 9 | 86 | 47 | 11 | 5 | 17 | 6 | - |
| Male | 115 | 96 | 89 | 7 | 5 | 2 | 19 | - | 5 | 2 | 11 | 1 | - |
| Female | 125 | 58 | 45 | 13 | 6 | 7 | 67 | 47 | 6 | 3 | 6 | 5 | - |
| Bel Air Riv. Sèche VCA | | | | | | | | | | | | | |
| Both sexes | 13,233 | 7,543 | 6,847 | 696 | 427 | 269 | 5,690 | 3,090 | 989 | 493 | 951 | 167 | - |
| Male | 6,515 | 5,100 | 4,804 | 296 | 187 | 109 | 1,415 | 2 | 488 | 240 | 613 | 72 | - |
| Female | 6,718 | 2,443 | 2,043 | 400 | 240 | 160 | 4,275 | 3,088 | 501 | 253 | 338 | 95 | - |
| Bon Accueil VCA | | | | | | | | | | | | | |
| Both sexes | 4,741 | 2,525 | 2,295 | 230 | 173 | 57 | 2,213 | 1,211 | 439 | 146 | 345 | 72 | 3 |
| Male | 2,292 | 1,711 | 1,603 | 108 | 78 | 30 | 581 | 2 | 208 | 87 | 255 | 29 | - |
| Female | 2,449 | 814 | 692 | 122 | 95 | 27 | 1,632 | 1,209 | 231 | 59 | 90 | 43 | 3 |
| Brisée Verdière VCA-South(N.in RR) | | | | | | | | | | | | | |
| Both sexes | 5,627 | 3,043 | 2,834 | 209 | 174 | 35 | 2,580 | 1,476 | 505 | 142 | 384 | 73 | 4 |
| Male | 2,757 | 2,094 | 1,997 | 97 | 76 | 21 | 660 | - | 245 | 75 | 310 | 30 | 3 |
| Female | 2,870 | 949 | 837 | 112 | 98 | 14 | 1,920 | 1,476 | 260 | 67 | 74 | 43 | 1 |

Table CA1 - Resident population 16 years of age and over by geographical location, sex and current activity status

| Country, Island, Geographical District, Municipal Ward or Village Council Area and sex | Total | Current activity status | | | | | | | | | | | |
|--|--------|-------------------------|----------|------------|----------------------|------------------|----------------------|--------------------------|---------|-----------------|-----------------|---------------|-----------------------------|
| | | Currently active | | | | | Not currently active | | | | | Not stated | |
| | | Total | Employed | Unemployed | | | Total | House- hold duties | Studies | Disabi- lity | Retire- ment | | Other & Not Stated |
| | | | | Total | First job seekers | Worked before | | | | | | | |
| Camp de Masque Pavé VCA | | | | | | | | | | | | | |
| Both sexes | 3,227 | 1,787 | 1,638 | 149 | 123 | 26 | 1,440 | 748 | 293 | 138 | 221 | 40 | - |
| Male | 1,550 | 1,192 | 1,124 | 68 | 57 | 11 | 358 | 1 | 136 | 71 | 134 | 16 | - |
| Female | 1,677 | 595 | 514 | 81 | 66 | 15 | 1,082 | 747 | 157 | 67 | 87 | 24 | - |
| Camp de Masque VCA | | | | | | | | | | | | | |
| Both sexes | 2,097 | 1,155 | 1,060 | 95 | 71 | 24 | 941 | 522 | 183 | 59 | 151 | 26 | 1 |
| Male | 1,011 | 760 | 721 | 39 | 26 | 13 | 250 | 1 | 100 | 33 | 104 | 12 | 1 |
| Female | 1,086 | 395 | 339 | 56 | 45 | 11 | 691 | 521 | 83 | 26 | 47 | 14 | - |
| Camp Ithier VCA | | | | | | | | | | | | | |
| Both sexes | 3,246 | 1,828 | 1,616 | 212 | 162 | 50 | 1,417 | 724 | 319 | 87 | 225 | 62 | 1 |
| Male | 1,627 | 1,230 | 1,142 | 88 | 66 | 22 | 396 | 2 | 173 | 41 | 155 | 25 | 1 |
| Female | 1,619 | 598 | 474 | 124 | 96 | 28 | 1,021 | 722 | 146 | 46 | 70 | 37 | - |
| Centre de Flacq VCA | | | | | | | | | | | | | |
| Both sexes | 12,285 | 7,115 | 6,493 | 622 | 366 | 256 | 4,963 | 2,455 | 1,097 | 285 | 997 | 129 | 207 |
| Male | 6,007 | 4,493 | 4,222 | 271 | 154 | 117 | 1,419 | 7 | 557 | 155 | 647 | 53 | 95 |
| Female | 6,278 | 2,622 | 2,271 | 351 | 212 | 139 | 3,544 | 2,448 | 540 | 130 | 350 | 76 | 112 |
| Clémencia VCA | | | | | | | | | | | | | |
| Both sexes | 1,359 | 822 | 728 | 94 | 79 | 15 | 536 | 309 | 104 | 34 | 70 | 19 | 1 |
| Male | 666 | 536 | 497 | 39 | 31 | 8 | 129 | 2 | 56 | 16 | 48 | 7 | 1 |
| Female | 693 | 286 | 231 | 55 | 48 | 7 | 407 | 307 | 48 | 18 | 22 | 12 | - |
| Écroignard VCA | | | | | | | | | | | | | |
| Both sexes | 4,746 | 2,766 | 2,514 | 252 | 173 | 79 | 1,978 | 1,003 | 376 | 137 | 389 | 73 | 2 |
| Male | 2,351 | 1,828 | 1,731 | 97 | 59 | 38 | 523 | 4 | 190 | 69 | 226 | 34 | - |
| Female | 2,395 | 938 | 783 | 155 | 114 | 41 | 1,455 | 999 | 186 | 68 | 163 | 39 | 2 |
| Grand River South-East VCA | | | | | | | | | | | | | |
| Both sexes | 1,582 | 894 | 803 | 91 | 51 | 40 | 688 | 358 | 127 | 36 | 145 | 22 | - |
| Male | 807 | 621 | 585 | 36 | 21 | 15 | 186 | 2 | 68 | 23 | 84 | 9 | - |
| Female | 775 | 273 | 218 | 55 | 30 | 25 | 502 | 356 | 59 | 13 | 61 | 13 | - |
| Lalmatie VCA-East (West in Moka) | | | | | | | | | | | | | |
| Both sexes | 7,989 | 4,523 | 4,158 | 365 | 271 | 94 | 3,464 | 1,835 | 762 | 280 | 465 | 122 | 2 |
| Male | 3,910 | 3,003 | 2,857 | 146 | 110 | 36 | 906 | 1 | 388 | 139 | 334 | 44 | 1 |
| Female | 4,079 | 1,520 | 1,301 | 219 | 161 | 58 | 2,558 | 1,834 | 374 | 141 | 131 | 78 | 1 |
| Laventure VCA | | | | | | | | | | | | | |
| Both sexes | 4,576 | 2,470 | 2,290 | 180 | 131 | 49 | 2,103 | 1,189 | 412 | 159 | 293 | 50 | 3 |
| Male | 2,269 | 1,748 | 1,662 | 86 | 60 | 26 | 520 | 1 | 190 | 82 | 225 | 22 | 1 |
| Female | 2,307 | 722 | 628 | 94 | 71 | 23 | 1,583 | 1,188 | 222 | 77 | 68 | 28 | 2 |
| Mare La Chaux VCA | | | | | | | | | | | | | |
| Both sexes | 1,419 | 806 | 732 | 74 | 50 | 24 | 613 | 365 | 105 | 37 | 90 | 16 | - |
| Male | 679 | 539 | 503 | 36 | 22 | 14 | 140 | 1 | 53 | 17 | 60 | 9 | - |
| Female | 740 | 267 | 229 | 38 | 28 | 10 | 473 | 364 | 52 | 20 | 30 | 7 | - |
| Méline Camp de Masque East VCA | | | | | | | | | | | | | |
| Both sexes | 4,277 | 2,314 | 2,126 | 188 | 123 | 65 | 1,959 | 994 | 388 | 118 | 371 | 88 | 4 |
| Male | 2,102 | 1,581 | 1,496 | 85 | 48 | 37 | 519 | 1 | 200 | 43 | 248 | 27 | 2 |
| Female | 2,175 | 733 | 630 | 103 | 75 | 28 | 1,440 | 993 | 188 | 75 | 123 | 61 | 2 |
| Montagne Blanche VCA - East | | | | | | | | | | | | | |
| Both sexes | 796 | 464 | 425 | 39 | 31 | 8 | 332 | 196 | 69 | 15 | 49 | 3 | - |
| Male | 379 | 313 | 296 | 17 | 13 | 4 | 66 | - | 26 | 5 | 34 | 1 | - |
| Female | 417 | 151 | 129 | 22 | 18 | 4 | 266 | 196 | 43 | 10 | 15 | 2 | - |

Table CA1 - Resident population 16 years of age and over by geographical location, sex and current activity status

| Country, Island, Geographical District, Municipal Ward or Village Council Area and sex | Total | Current activity status | | | | | | | | | | | | |
|--|--------|-------------------------|----------|------------|----------------------|------------------|----------------------|--------------------------|---------|-----------------|-----------------|---------------|-----------------------------|--|
| | | Currently active | | | | | Not currently active | | | | | Not stated | | |
| | | Total | Employed | Unemployed | | | Total | House- hold duties | Studies | Disabi- lity | Retire- ment | | Other & Not Stated | |
| | | | | Total | First job seekers | Worked before | | | | | | | | |
| Olivia VCA | | | | | | | | | | | | | | |
| Both sexes | 2,736 | 1,685 | 1,525 | 160 | 94 | 66 | 1,051 | 490 | 175 | 102 | 245 | 39 | - | |
| Male | 1,366 | 1,076 | 1,013 | 63 | 41 | 22 | 290 | 2 | 89 | 36 | 143 | 20 | - | |
| Female | 1,370 | 609 | 512 | 97 | 53 | 44 | 761 | 488 | 86 | 66 | 102 | 19 | - | |
| Plaines des Roches VCA - South | | | | | | | | | | | | | | |
| Both sexes | 206 | 109 | 100 | 9 | 7 | 2 | 97 | 56 | 21 | 4 | 14 | 2 | - | |
| Male | 97 | 72 | 68 | 4 | 2 | 2 | 25 | - | 7 | 4 | 13 | 1 | - | |
| Female | 109 | 37 | 32 | 5 | 5 | - | 72 | 56 | 14 | - | 1 | 1 | - | |
| Poste de Flacq VCA | | | | | | | | | | | | | | |
| Both sexes | 6,360 | 4,030 | 3,658 | 372 | 208 | 164 | 2,326 | 1,267 | 422 | 212 | 373 | 52 | 4 | |
| Male | 3,182 | 2,607 | 2,426 | 181 | 93 | 88 | 573 | 4 | 204 | 96 | 241 | 28 | 2 | |
| Female | 3,178 | 1,423 | 1,232 | 191 | 115 | 76 | 1,753 | 1,263 | 218 | 116 | 132 | 24 | 2 | |
| Quatre Cocos VCA | | | | | | | | | | | | | | |
| Both sexes | 4,331 | 2,596 | 2,283 | 313 | 182 | 131 | 1,724 | 932 | 336 | 146 | 252 | 58 | 11 | |
| Male | 2,134 | 1,689 | 1,569 | 120 | 55 | 65 | 441 | 3 | 149 | 81 | 184 | 24 | 4 | |
| Female | 2,197 | 907 | 714 | 193 | 127 | 66 | 1,283 | 929 | 187 | 65 | 68 | 34 | 7 | |
| Quatre Soeurs VCA | | | | | | | | | | | | | | |
| Both sexes | 2,495 | 1,490 | 1,340 | 150 | 83 | 67 | 1,005 | 563 | 178 | 80 | 157 | 27 | - | |
| Male | 1,251 | 996 | 932 | 64 | 36 | 28 | 255 | - | 96 | 39 | 108 | 12 | - | |
| Female | 1,244 | 494 | 408 | 86 | 47 | 39 | 750 | 563 | 82 | 41 | 49 | 15 | - | |
| Queen Victoria VCA | | | | | | | | | | | | | | |
| Both sexes | 2,251 | 1,304 | 1,197 | 107 | 60 | 47 | 947 | 450 | 159 | 73 | 221 | 44 | - | |
| Male | 1,090 | 833 | 783 | 50 | 27 | 23 | 257 | 1 | 83 | 38 | 116 | 19 | - | |
| Female | 1,161 | 471 | 414 | 57 | 33 | 24 | 690 | 449 | 76 | 35 | 105 | 25 | - | |
| Sébastopol VCA | | | | | | | | | | | | | | |
| Both sexes | 4,157 | 2,321 | 2,093 | 228 | 171 | 57 | 1,832 | 1,008 | 365 | 162 | 234 | 63 | 4 | |
| Male | 2,096 | 1,629 | 1,513 | 116 | 89 | 27 | 466 | 2 | 187 | 83 | 178 | 16 | 1 | |
| Female | 2,061 | 692 | 580 | 112 | 82 | 30 | 1,366 | 1,006 | 178 | 79 | 56 | 47 | 3 | |
| St Julien (Haut de Flacq) VCA-East | | | | | | | | | | | | | | |
| Both sexes | 2,116 | 1,395 | 1,308 | 87 | 45 | 42 | 721 | 353 | 162 | 50 | 134 | 22 | - | |
| Male | 1,160 | 988 | 962 | 26 | 14 | 12 | 172 | - | 66 | 19 | 80 | 7 | - | |
| Female | 956 | 407 | 346 | 61 | 31 | 30 | 549 | 353 | 96 | 31 | 54 | 15 | - | |
| St Julien D'Hotman VCA-East | | | | | | | | | | | | | | |
| Both sexes | 2,549 | 1,484 | 1,343 | 141 | 93 | 48 | 1,065 | 428 | 246 | 79 | 254 | 58 | - | |
| Male | 1,223 | 912 | 857 | 55 | 37 | 18 | 311 | - | 119 | 34 | 141 | 17 | - | |
| Female | 1,326 | 572 | 486 | 86 | 56 | 30 | 754 | 428 | 127 | 45 | 113 | 41 | - | |
| Trou D'Eau Douce VCA | | | | | | | | | | | | | | |
| Both sexes | 4,260 | 2,542 | 2,267 | 275 | 189 | 86 | 1,716 | 963 | 303 | 132 | 283 | 35 | 2 | |
| Male | 2,194 | 1,775 | 1,656 | 119 | 71 | 48 | 417 | 1 | 136 | 71 | 196 | 13 | 2 | |
| Female | 2,066 | 767 | 611 | 156 | 118 | 38 | 1,299 | 962 | 167 | 61 | 87 | 22 | - | |
| GRAND PORT DISTRICT-wholly rural | | | | | | | | | | | | | | |
| Both sexes | 85,726 | 49,353 | 44,464 | 4,889 | 2,864 | 2,025 | 36,133 | 17,685 | 6,906 | 2,557 | 7,711 | 1,274 | 240 | |
| Male | 42,490 | 32,351 | 30,303 | 2,048 | 1,267 | 781 | 10,019 | 23 | 3,391 | 1,308 | 4,825 | 472 | 120 | |
| Female | 43,236 | 17,002 | 14,161 | 2,841 | 1,597 | 1,244 | 26,114 | 17,662 | 3,515 | 1,249 | 2,886 | 802 | 120 | |
| Bambous Virieux VCA | | | | | | | | | | | | | | |
| Both sexes | 1,105 | 702 | 598 | 104 | 51 | 53 | 403 | 183 | 79 | 42 | 70 | 29 | - | |
| Male | 587 | 471 | 425 | 46 | 23 | 23 | 116 | - | 45 | 23 | 40 | 8 | - | |
| Female | 518 | 231 | 173 | 58 | 28 | 30 | 287 | 183 | 34 | 19 | 30 | 21 | - | |

Table CA1 - Resident population 16 years of age and over by geographical location, sex and current activity status

| Country, Island, Geographical District, Municipal Ward or Village Council Area and sex | Total | Current activity status | | | | | | | | | | | Not stated | |
|--|--------|-------------------------|----------|------------|----------------------|------------------|----------------------|--------------------------|---------|-----------------|-----------------|-----------------------------|---------------|--|
| | | Currently active | | | | | Not currently active | | | | | | | |
| | | Total | Employed | Unemployed | | | Total | House- hold duties | Studies | Disabi- lity | Retire- ment | Other & Not Stated | | |
| | | | | Total | First job seekers | Worked before | | | | | | | | |
| Bananes VCA | | | | | | | | | | | | | | |
| Both sexes | 509 | 341 | 321 | 20 | 10 | 10 | 168 | 63 | 38 | 19 | 37 | 11 | - | |
| Male | 238 | 198 | 191 | 7 | 4 | 3 | 40 | - | 17 | 3 | 19 | 1 | - | |
| Female | 271 | 143 | 130 | 13 | 6 | 7 | 128 | 63 | 21 | 16 | 18 | 10 | - | |
| Beau Vallon VCA | | | | | | | | | | | | | | |
| Both sexes | 5,235 | 3,032 | 2,724 | 308 | 148 | 160 | 2,196 | 1,049 | 356 | 180 | 533 | 78 | 7 | |
| Male | 2,636 | 1,982 | 1,840 | 142 | 78 | 64 | 649 | 1 | 176 | 110 | 330 | 32 | 5 | |
| Female | 2,599 | 1,050 | 884 | 166 | 70 | 96 | 1,547 | 1,048 | 180 | 70 | 203 | 46 | 2 | |
| Bois des Amourettes VCA | | | | | | | | | | | | | | |
| Both sexes | 1,377 | 855 | 715 | 140 | 81 | 59 | 522 | 243 | 97 | 47 | 110 | 25 | - | |
| Male | 697 | 542 | 493 | 49 | 33 | 16 | 155 | 1 | 60 | 18 | 68 | 8 | - | |
| Female | 680 | 313 | 222 | 91 | 48 | 43 | 367 | 242 | 37 | 29 | 42 | 17 | - | |
| Cluny VCA | | | | | | | | | | | | | | |
| Both sexes | 1,204 | 720 | 678 | 42 | 37 | 5 | 484 | 233 | 91 | 38 | 110 | 12 | - | |
| Male | 606 | 477 | 453 | 24 | 21 | 3 | 129 | - | 44 | 17 | 60 | 8 | - | |
| Female | 598 | 243 | 225 | 18 | 16 | 2 | 355 | 233 | 47 | 21 | 50 | 4 | - | |
| Grand Bel Air VCA | | | | | | | | | | | | | | |
| Both sexes | 1,154 | 626 | 572 | 54 | 46 | 8 | 528 | 274 | 111 | 31 | 94 | 18 | - | |
| Male | 579 | 443 | 424 | 19 | 17 | 2 | 136 | - | 49 | 14 | 61 | 12 | - | |
| Female | 575 | 183 | 148 | 35 | 29 | 6 | 392 | 274 | 62 | 17 | 33 | 6 | - | |
| Grand Sable VCA | | | | | | | | | | | | | | |
| Both sexes | 1,591 | 908 | 850 | 58 | 35 | 23 | 683 | 378 | 130 | 66 | 81 | 28 | - | |
| Male | 790 | 654 | 630 | 24 | 18 | 6 | 136 | - | 59 | 32 | 37 | 8 | - | |
| Female | 801 | 254 | 220 | 34 | 17 | 17 | 547 | 378 | 71 | 34 | 44 | 20 | - | |
| L'Escalier VCA - East | | | | | | | | | | | | | | |
| Both sexes | 6,065 | 3,260 | 2,946 | 314 | 170 | 144 | 2,804 | 1,425 | 437 | 203 | 636 | 103 | 1 | |
| Male | 2,958 | 2,221 | 2,062 | 159 | 90 | 69 | 737 | 3 | 200 | 112 | 378 | 44 | - | |
| Female | 3,107 | 1,039 | 884 | 155 | 80 | 75 | 2,067 | 1,422 | 237 | 91 | 258 | 59 | 1 | |
| Mahébourg VCA | | | | | | | | | | | | | | |
| Both sexes | 12,010 | 6,648 | 6,029 | 619 | 343 | 276 | 5,341 | 2,585 | 1,045 | 407 | 1,144 | 160 | 21 | |
| Male | 5,877 | 4,282 | 3,995 | 287 | 167 | 120 | 1,582 | 5 | 504 | 208 | 796 | 69 | 13 | |
| Female | 6,133 | 2,366 | 2,034 | 332 | 176 | 156 | 3,759 | 2,580 | 541 | 199 | 348 | 91 | 8 | |
| Mare Chicose VCA | | | | | | | | | | | | | | |
| Both sexes | 248 | 110 | 100 | 10 | 8 | 2 | 138 | 90 | 16 | 5 | 26 | 1 | - | |
| Male | 126 | 88 | 80 | 8 | 6 | 2 | 38 | - | 10 | 5 | 23 | - | - | |
| Female | 122 | 22 | 20 | 2 | 2 | - | 100 | 90 | 6 | - | 3 | 1 | - | |
| Mare d'Albert VCA | | | | | | | | | | | | | | |
| Both sexes | 3,658 | 2,139 | 1,934 | 205 | 111 | 94 | 1,519 | 744 | 325 | 101 | 289 | 60 | - | |
| Male | 1,771 | 1,331 | 1,253 | 78 | 47 | 31 | 440 | 2 | 155 | 54 | 213 | 16 | - | |
| Female | 1,887 | 808 | 681 | 127 | 64 | 63 | 1,079 | 742 | 170 | 47 | 76 | 44 | - | |
| Mare Tabac VCA | | | | | | | | | | | | | | |
| Both sexes | 2,117 | 1,224 | 1,086 | 138 | 95 | 43 | 892 | 467 | 201 | 36 | 169 | 19 | 1 | |
| Male | 1,073 | 838 | 774 | 64 | 45 | 19 | 235 | - | 107 | 19 | 100 | 9 | - | |
| Female | 1,044 | 386 | 312 | 74 | 50 | 24 | 657 | 467 | 94 | 17 | 69 | 10 | 1 | |
| New Grove VCA | | | | | | | | | | | | | | |
| Both sexes | 8,135 | 4,683 | 4,257 | 426 | 300 | 126 | 3,452 | 1,752 | 691 | 178 | 730 | 101 | - | |
| Male | 4,019 | 3,031 | 2,867 | 164 | 121 | 43 | 988 | - | 358 | 98 | 502 | 30 | - | |
| Female | 4,116 | 1,652 | 1,390 | 262 | 179 | 83 | 2,464 | 1,752 | 333 | 80 | 228 | 71 | - | |

Table CA1 - Resident population 16 years of age and over by geographical location, sex and current activity status

| Country, Island, Geographical District, Municipal Ward or Village Council Area and sex | Total | Current activity status | | | | | | | | | | | Not stated | |
|--|--------|-------------------------|----------|------------|----------------------|------------------|----------------------|--------------------------|---------|-----------------|-----------------|-----------------------------|---------------|--|
| | | Currently active | | | | | Not currently active | | | | | | | |
| | | Total | Employed | Unemployed | | | Total | House- hold duties | Studies | Disabi- lity | Retire- ment | Other & Not Stated | | |
| | | | | Total | First job seekers | Worked before | | | | | | | | |
| Nouvelle France VCA | | | | | | | | | | | | | | |
| Both sexes | 5,563 | 3,347 | 3,114 | 233 | 139 | 94 | 2,215 | 1,109 | 455 | 183 | 384 | 84 | 1 | |
| Male | 2,758 | 2,171 | 2,076 | 95 | 60 | 35 | 587 | 1 | 224 | 86 | 246 | 30 | - | |
| Female | 2,805 | 1,176 | 1,038 | 138 | 79 | 59 | 1,628 | 1,108 | 231 | 97 | 138 | 54 | 1 | |
| Old Grand Port VCA | | | | | | | | | | | | | | |
| Both sexes | 2,228 | 1,317 | 1,148 | 169 | 81 | 88 | 911 | 435 | 148 | 96 | 190 | 42 | - | |
| Male | 1,130 | 873 | 823 | 50 | 24 | 26 | 257 | - | 71 | 50 | 119 | 17 | - | |
| Female | 1,098 | 444 | 325 | 119 | 57 | 62 | 654 | 435 | 77 | 46 | 71 | 25 | - | |
| Petit Bel Air VCA | | | | | | | | | | | | | | |
| Both sexes | 904 | 556 | 498 | 58 | 34 | 24 | 348 | 167 | 72 | 18 | 86 | 5 | - | |
| Male | 442 | 344 | 331 | 13 | 7 | 6 | 98 | - | 35 | 11 | 51 | 1 | - | |
| Female | 462 | 212 | 167 | 45 | 27 | 18 | 250 | 167 | 37 | 7 | 35 | 4 | - | |
| Plaine Magnien VCA | | | | | | | | | | | | | | |
| Both sexes | 8,087 | 4,795 | 4,296 | 499 | 319 | 180 | 3,292 | 1,674 | 666 | 258 | 568 | 126 | - | |
| Male | 4,175 | 3,277 | 3,058 | 219 | 142 | 77 | 898 | 5 | 337 | 117 | 382 | 57 | - | |
| Female | 3,912 | 1,518 | 1,238 | 280 | 177 | 103 | 2,394 | 1,669 | 329 | 141 | 186 | 69 | - | |
| Rivière des Créoles VCA | | | | | | | | | | | | | | |
| Both sexes | 2,363 | 1,371 | 1,178 | 193 | 112 | 81 | 992 | 479 | 174 | 65 | 225 | 49 | - | |
| Male | 1,165 | 906 | 842 | 64 | 35 | 29 | 259 | 1 | 95 | 35 | 118 | 10 | - | |
| Female | 1,198 | 465 | 336 | 129 | 77 | 52 | 733 | 478 | 79 | 30 | 107 | 39 | - | |
| Riv. du Poste VCA-East | | | | | | | | | | | | | | |
| Both sexes | 1,000 | 564 | 488 | 76 | 50 | 26 | 436 | 195 | 83 | 20 | 121 | 17 | - | |
| Male | 476 | 365 | 337 | 28 | 20 | 8 | 111 | - | 41 | 10 | 57 | 3 | - | |
| Female | 524 | 199 | 151 | 48 | 30 | 18 | 325 | 195 | 42 | 10 | 64 | 14 | - | |
| Rose Belle VCA | | | | | | | | | | | | | | |
| Both sexes | 9,416 | 5,296 | 4,829 | 467 | 269 | 198 | 3,911 | 1,880 | 784 | 233 | 883 | 131 | 209 | |
| Male | 4,582 | 3,395 | 3,171 | 224 | 134 | 90 | 1,085 | 2 | 377 | 124 | 541 | 41 | 102 | |
| Female | 4,834 | 1,901 | 1,658 | 243 | 135 | 108 | 2,826 | 1,878 | 407 | 109 | 342 | 90 | 107 | |
| St Hubert VCA | | | | | | | | | | | | | | |
| Both sexes | 2,361 | 1,336 | 1,219 | 117 | 76 | 41 | 1,025 | 442 | 181 | 84 | 256 | 62 | - | |
| Male | 1,174 | 904 | 855 | 49 | 39 | 10 | 270 | 2 | 85 | 41 | 117 | 25 | - | |
| Female | 1,187 | 432 | 364 | 68 | 37 | 31 | 755 | 440 | 96 | 43 | 139 | 37 | - | |
| Trois Boutiques VCA | | | | | | | | | | | | | | |
| Both sexes | 5,607 | 3,214 | 2,825 | 389 | 202 | 187 | 2,393 | 1,096 | 430 | 148 | 643 | 76 | - | |
| Male | 2,773 | 2,112 | 1,984 | 128 | 68 | 60 | 661 | - | 204 | 68 | 365 | 24 | - | |
| Female | 2,834 | 1,102 | 841 | 261 | 134 | 127 | 1,732 | 1,096 | 226 | 80 | 278 | 52 | - | |
| Union Park VCA | | | | | | | | | | | | | | |
| Both sexes | 3,789 | 2,309 | 2,059 | 250 | 147 | 103 | 1,480 | 722 | 296 | 99 | 326 | 37 | - | |
| Male | 1,858 | 1,446 | 1,339 | 107 | 68 | 39 | 412 | - | 138 | 53 | 202 | 19 | - | |
| Female | 1,931 | 863 | 720 | 143 | 79 | 64 | 1,068 | 722 | 158 | 46 | 124 | 18 | - | |
| SAVANNE DISTRICT-wholly rural | | | | | | | | | | | | | | |
| Both sexes | 52,540 | 30,725 | 28,218 | 2,507 | 1,420 | 1,087 | 21,756 | 10,701 | 3,774 | 1,645 | 4,947 | 689 | 59 | |
| Male | 25,661 | 19,819 | 18,707 | 1,112 | 640 | 472 | 5,834 | 27 | 1,910 | 862 | 2,789 | 246 | 8 | |
| Female | 26,879 | 10,906 | 9,511 | 1,395 | 780 | 615 | 15,922 | 10,674 | 1,864 | 783 | 2,158 | 443 | 51 | |
| Baie du Cap VCA | | | | | | | | | | | | | | |
| Both sexes | 1,782 | 1,134 | 1,063 | 71 | 41 | 30 | 648 | 339 | 85 | 48 | 175 | 1 | - | |
| Male | 908 | 730 | 683 | 47 | 30 | 17 | 178 | 3 | 46 | 32 | 97 | - | - | |
| Female | 874 | 404 | 380 | 24 | 11 | 13 | 470 | 336 | 39 | 16 | 78 | 1 | - | |

Table CA1 - Resident population 16 years of age and over by geographical location, sex and current activity status

| Country, Island, Geographical District, Municipal Ward or Village Council Area and sex | Total | Current activity status | | | | | | | | | | | | |
|--|-------|-------------------------|----------|------------|----------------------|------------------|----------------------|--------------------------|---------|-----------------|-----------------|---------------|-----------------------------|--|
| | | Currently active | | | | | Not currently active | | | | | Not stated | | |
| | | Total | Employed | Unemployed | | | Total | House- hold duties | Studies | Disabi- lity | Retire- ment | | Other & Not Stated | |
| | | | | Total | First job seekers | Worked before | | | | | | | | |
| Bel Ombre VCA | | | | | | | | | | | | | | |
| Both sexes | 1,747 | 1,186 | 1,095 | 91 | 49 | 42 | 561 | 239 | 81 | 65 | 153 | 23 | - | |
| Male | 878 | 726 | 697 | 29 | 18 | 11 | 152 | 2 | 38 | 32 | 73 | 7 | - | |
| Female | 869 | 460 | 398 | 62 | 31 | 31 | 409 | 237 | 43 | 33 | 80 | 16 | - | |
| Bénarès VCA | | | | | | | | | | | | | | |
| Both sexes | 1,623 | 992 | 840 | 152 | 90 | 62 | 628 | 264 | 92 | 51 | 184 | 37 | 3 | |
| Male | 794 | 635 | 566 | 69 | 41 | 28 | 159 | - | 44 | 27 | 77 | 11 | - | |
| Female | 829 | 357 | 274 | 83 | 49 | 34 | 469 | 264 | 48 | 24 | 107 | 26 | 3 | |
| Bois Chéri VCA | | | | | | | | | | | | | | |
| Both sexes | 2,706 | 1,678 | 1,557 | 121 | 66 | 55 | 1,028 | 484 | 208 | 89 | 235 | 12 | - | |
| Male | 1,329 | 1,046 | 993 | 53 | 28 | 25 | 283 | - | 120 | 46 | 112 | 5 | - | |
| Female | 1,377 | 632 | 564 | 68 | 38 | 30 | 745 | 484 | 88 | 43 | 123 | 7 | - | |
| Britannia VCA | | | | | | | | | | | | | | |
| Both sexes | 998 | 576 | 538 | 38 | 22 | 16 | 422 | 209 | 79 | 15 | 112 | 7 | - | |
| Male | 506 | 390 | 372 | 18 | 8 | 10 | 116 | - | 43 | 5 | 63 | 5 | - | |
| Female | 492 | 186 | 166 | 20 | 14 | 6 | 306 | 209 | 36 | 10 | 49 | 2 | - | |
| Camp Diabie VCA | | | | | | | | | | | | | | |
| Both sexes | 3,641 | 1,941 | 1,788 | 153 | 95 | 58 | 1,700 | 975 | 279 | 89 | 312 | 45 | - | |
| Male | 1,797 | 1,411 | 1,317 | 94 | 62 | 32 | 386 | - | 140 | 51 | 180 | 15 | - | |
| Female | 1,844 | 530 | 471 | 59 | 33 | 26 | 1,314 | 975 | 139 | 38 | 132 | 30 | - | |
| Chamouny VCA | | | | | | | | | | | | | | |
| Both sexes | 3,635 | 2,145 | 1,971 | 174 | 69 | 105 | 1,490 | 655 | 262 | 122 | 408 | 43 | - | |
| Male | 1,818 | 1,396 | 1,332 | 64 | 32 | 32 | 422 | 12 | 140 | 62 | 197 | 11 | - | |
| Female | 1,817 | 749 | 639 | 110 | 37 | 73 | 1,068 | 643 | 122 | 60 | 211 | 32 | - | |
| Chemin Grenier VCA | | | | | | | | | | | | | | |
| Both sexes | 9,445 | 5,264 | 4,898 | 366 | 211 | 155 | 4,178 | 2,192 | 687 | 333 | 844 | 122 | 3 | |
| Male | 4,517 | 3,440 | 3,274 | 166 | 91 | 75 | 1,077 | 3 | 340 | 174 | 519 | 41 | - | |
| Female | 4,928 | 1,824 | 1,624 | 200 | 120 | 80 | 3,101 | 2,189 | 347 | 159 | 325 | 81 | 3 | |
| Grand Bois VCA | | | | | | | | | | | | | | |
| Both sexes | 6,235 | 3,891 | 3,554 | 337 | 173 | 164 | 2,311 | 1,048 | 482 | 209 | 527 | 45 | 33 | |
| Male | 2,873 | 2,248 | 2,126 | 122 | 61 | 61 | 625 | - | 235 | 98 | 265 | 27 | - | |
| Female | 3,362 | 1,643 | 1,428 | 215 | 112 | 103 | 1,686 | 1,048 | 247 | 111 | 262 | 18 | 33 | |
| L'Escalier VCA-West (East in G/P) | | | | | | | | | | | | | | |
| Both sexes | 11 | 7 | 7 | - | - | - | 4 | 3 | 1 | - | - | - | - | |
| Male | 6 | 5 | 5 | - | - | - | 1 | - | 1 | - | - | - | - | |
| Female | 5 | 2 | 2 | - | - | - | 3 | 3 | - | - | - | - | - | |
| Rivière des Anguilles VCA | | | | | | | | | | | | | | |
| Both sexes | 7,414 | 4,091 | 3,734 | 357 | 203 | 154 | 3,323 | 1,609 | 574 | 246 | 779 | 115 | - | |
| Male | 3,594 | 2,653 | 2,502 | 151 | 70 | 81 | 941 | 1 | 298 | 124 | 468 | 50 | - | |
| Female | 3,820 | 1,438 | 1,232 | 206 | 133 | 73 | 2,382 | 1,608 | 276 | 122 | 311 | 65 | - | |
| Rivière du Poste VCA - West | | | | | | | | | | | | | | |
| Both sexes | 695 | 401 | 332 | 69 | 41 | 28 | 294 | 125 | 58 | 20 | 85 | 6 | - | |
| Male | 349 | 255 | 231 | 24 | 14 | 10 | 94 | 1 | 34 | 9 | 48 | 2 | - | |
| Female | 346 | 146 | 101 | 45 | 27 | 18 | 200 | 124 | 24 | 11 | 37 | 4 | - | |
| Saint Aubin VCA | | | | | | | | | | | | | | |
| Both sexes | 1,014 | 613 | 558 | 55 | 41 | 14 | 401 | 211 | 71 | 30 | 79 | 10 | - | |
| Male | 512 | 404 | 376 | 28 | 22 | 6 | 108 | 1 | 36 | 19 | 48 | 4 | - | |
| Female | 502 | 209 | 182 | 27 | 19 | 8 | 293 | 210 | 35 | 11 | 31 | 6 | - | |

Table CA1 - Resident population 16 years of age and over by geographical location, sex and current activity status

| Country, Island, Geographical District, Municipal Ward or Village Council Area and sex | Total | Current activity status | | | | | | | | | | | |
|--|---------|-------------------------|----------|------------|----------------------|------------------|----------------------|--------------------------|---------|-----------------|-----------------|---------------|-----------------------------|
| | | Currently active | | | | | Not currently active | | | | | Not stated | |
| | | Total | Employed | Unemployed | | | Total | House- hold duties | Studies | Disabi- lity | Retire- ment | | Other & Not Stated |
| | | | | Total | First job seekers | Worked before | | | | | | | |
| Souillac VCA | | | | | | | | | | | | | |
| Both sexes | 3,427 | 2,011 | 1,839 | 172 | 92 | 80 | 1,399 | 683 | 234 | 81 | 364 | 37 | 17 |
| Male | 1,671 | 1,283 | 1,201 | 82 | 43 | 39 | 381 | 2 | 114 | 34 | 218 | 13 | 7 |
| Female | 1,756 | 728 | 638 | 90 | 49 | 41 | 1,018 | 681 | 120 | 47 | 146 | 24 | 10 |
| Surinam VCA | | | | | | | | | | | | | |
| Both sexes | 8,167 | 4,795 | 4,444 | 351 | 227 | 124 | 3,369 | 1,665 | 581 | 247 | 690 | 186 | 3 |
| Male | 4,109 | 3,197 | 3,032 | 165 | 120 | 45 | 911 | 2 | 281 | 149 | 424 | 55 | 1 |
| Female | 4,058 | 1,598 | 1,412 | 186 | 107 | 79 | 2,458 | 1,663 | 300 | 98 | 266 | 131 | 2 |
| PLAINES WILHEMS DISTRICT | | | | | | | | | | | | | |
| Both sexes | 291,635 | 169,332 | 159,205 | 10,127 | 5,706 | 4,421 | 119,326 | 54,670 | 23,618 | 7,668 | 29,019 | 4,351 | 2,977 |
| Male | 141,229 | 102,223 | 97,405 | 4,818 | 2,711 | 2,107 | 36,945 | 136 | 11,545 | 4,023 | 18,989 | 2,252 | 2,061 |
| Female | 150,406 | 67,109 | 61,800 | 5,309 | 2,995 | 2,314 | 82,381 | 54,534 | 12,073 | 3,645 | 10,030 | 2,099 | 916 |
| PLAINES WILHEMS DISTRICT - Urban | | | | | | | | | | | | | |
| Both sexes | 287,249 | 166,621 | 156,664 | 9,957 | 5,586 | 4,371 | 117,652 | 53,760 | 23,316 | 7,576 | 28,695 | 4,305 | 2,976 |
| Male | 139,071 | 100,491 | 95,749 | 4,742 | 2,658 | 2,084 | 36,520 | 134 | 11,389 | 3,975 | 18,786 | 2,236 | 2,060 |
| Female | 148,178 | 66,130 | 60,915 | 5,215 | 2,928 | 2,287 | 81,132 | 53,626 | 11,927 | 3,601 | 9,909 | 2,069 | 916 |
| Town of B-Bassin/R-Hill | | | | | | | | | | | | | |
| Both sexes | 83,404 | 47,548 | 44,668 | 2,880 | 1,485 | 1,395 | 33,959 | 14,626 | 6,303 | 2,381 | 8,879 | 1,770 | 1,897 |
| Male | 41,202 | 28,522 | 27,117 | 1,405 | 726 | 679 | 11,195 | 39 | 3,115 | 1,221 | 5,653 | 1,167 | 1,485 |
| Female | 42,202 | 19,026 | 17,551 | 1,475 | 759 | 716 | 22,764 | 14,587 | 3,188 | 1,160 | 3,226 | 603 | 412 |
| Town of B-Bassin/R-Hill-Ward 1 | | | | | | | | | | | | | |
| Both sexes | 19,357 | 11,112 | 10,381 | 731 | 379 | 352 | 8,235 | 3,992 | 1,610 | 566 | 1,859 | 208 | 10 |
| Male | 9,514 | 7,028 | 6,650 | 378 | 206 | 172 | 2,479 | 12 | 793 | 304 | 1,263 | 107 | 7 |
| Female | 9,843 | 4,084 | 3,731 | 353 | 173 | 180 | 5,756 | 3,980 | 817 | 262 | 596 | 101 | 3 |
| Town of B-Bassin/R-Hill-Ward 2 | | | | | | | | | | | | | |
| Both sexes | 20,575 | 12,016 | 11,199 | 817 | 364 | 453 | 8,531 | 3,603 | 1,565 | 731 | 2,333 | 299 | 28 |
| Male | 10,075 | 7,409 | 6,994 | 415 | 184 | 231 | 2,656 | 7 | 779 | 362 | 1,396 | 112 | 10 |
| Female | 10,500 | 4,607 | 4,205 | 402 | 180 | 222 | 5,875 | 3,596 | 786 | 369 | 937 | 187 | 18 |
| Town of B-Bassin/R-Hill-Ward 3 | | | | | | | | | | | | | |
| Both sexes | 19,869 | 10,224 | 9,612 | 612 | 345 | 267 | 7,892 | 2,929 | 1,302 | 496 | 2,213 | 952 | 1,753 |
| Male | 10,209 | 5,785 | 5,512 | 273 | 153 | 120 | 3,056 | 9 | 626 | 256 | 1,352 | 813 | 1,368 |
| Female | 9,660 | 4,439 | 4,100 | 339 | 192 | 147 | 4,836 | 2,920 | 676 | 240 | 861 | 139 | 385 |
| Town of B-Bassin/R-Hill-Ward 4 | | | | | | | | | | | | | |
| Both sexes | 23,603 | 14,196 | 13,476 | 720 | 397 | 323 | 9,301 | 4,102 | 1,826 | 588 | 2,474 | 311 | 106 |
| Male | 11,404 | 8,300 | 7,961 | 339 | 183 | 156 | 3,004 | 11 | 917 | 299 | 1,642 | 135 | 100 |
| Female | 12,199 | 5,896 | 5,515 | 381 | 214 | 167 | 6,297 | 4,091 | 909 | 289 | 832 | 176 | 6 |
| Town of Quatre Bornes | | | | | | | | | | | | | |
| Both sexes | 58,037 | 33,790 | 31,754 | 2,036 | 1,129 | 907 | 23,654 | 10,714 | 4,824 | 1,383 | 6,021 | 712 | 593 |
| Male | 28,073 | 20,424 | 19,458 | 966 | 539 | 427 | 7,376 | 34 | 2,369 | 754 | 3,899 | 320 | 273 |
| Female | 29,964 | 13,366 | 12,296 | 1,070 | 590 | 480 | 16,278 | 10,680 | 2,455 | 629 | 2,122 | 392 | 320 |
| Town of Q-Bornes-Ward 1 | | | | | | | | | | | | | |
| Both sexes | 17,808 | 10,011 | 9,471 | 540 | 292 | 248 | 7,784 | 3,551 | 1,523 | 429 | 2,075 | 206 | 13 |
| Male | 8,498 | 6,069 | 5,807 | 262 | 139 | 123 | 2,419 | 7 | 752 | 223 | 1,355 | 82 | 10 |
| Female | 9,310 | 3,942 | 3,664 | 278 | 153 | 125 | 5,365 | 3,544 | 771 | 206 | 720 | 124 | 3 |
| Town of Q-Bornes-Ward 2 | | | | | | | | | | | | | |
| Both sexes | 17,788 | 9,953 | 9,455 | 498 | 288 | 210 | 7,296 | 3,061 | 1,462 | 374 | 2,157 | 242 | 539 |
| Male | 8,525 | 5,863 | 5,627 | 236 | 133 | 103 | 2,430 | 7 | 742 | 201 | 1,371 | 109 | 232 |
| Female | 9,263 | 4,090 | 3,828 | 262 | 155 | 107 | 4,866 | 3,054 | 720 | 173 | 786 | 133 | 307 |

Table CA1 - Resident population 16 years of age and over by geographical location, sex and current activity status

| Country, Island, Geographical District, Municipal Ward or Village Council Area and sex | Total | Current activity status | | | | | | | | | | | | |
|--|--------|-------------------------|----------|------------|----------------------|------------------|----------------------|--------------------------|---------|-----------------|-----------------|---------------|-----------------------------|--|
| | | Currently active | | | | | Not currently active | | | | | Not stated | | |
| | | Total | Employed | Unemployed | | | Total | House- hold duties | Studies | Disabi- lity | Retire- ment | | Other & Not Stated | |
| | | | | Total | First job seekers | Worked before | | | | | | | | |
| Town of Q-Bornes-Ward 3 East | | | | | | | | | | | | | | |
| Both sexes | 22,441 | 13,826 | 12,828 | 998 | 549 | 449 | 8,574 | 4,102 | 1,839 | 580 | 1,789 | 264 | 41 | |
| Male | 11,050 | 8,492 | 8,024 | 468 | 267 | 201 | 2,527 | 20 | 875 | 330 | 1,173 | 129 | 31 | |
| Female | 11,391 | 5,334 | 4,804 | 530 | 282 | 248 | 6,047 | 4,082 | 964 | 250 | 616 | 135 | 10 | |
| Town of Vac/Phoenix | | | | | | | | | | | | | | |
| Both sexes | 83,416 | 48,035 | 45,156 | 2,879 | 1,834 | 1,045 | 35,074 | 17,476 | 7,181 | 2,110 | 7,209 | 1,098 | 307 | |
| Male | 39,874 | 29,477 | 28,160 | 1,317 | 837 | 480 | 10,164 | 39 | 3,458 | 1,158 | 5,086 | 423 | 233 | |
| Female | 43,542 | 18,558 | 16,996 | 1,562 | 997 | 565 | 24,910 | 17,437 | 3,723 | 952 | 2,123 | 675 | 74 | |
| Town of Vac/Phoenix-Ward 1 | | | | | | | | | | | | | | |
| Both sexes | 22,583 | 13,057 | 12,303 | 754 | 456 | 298 | 9,517 | 4,747 | 1,951 | 546 | 1,990 | 283 | 9 | |
| Male | 10,838 | 8,111 | 7,779 | 332 | 222 | 110 | 2,723 | 14 | 929 | 274 | 1,395 | 111 | 4 | |
| Female | 11,745 | 4,946 | 4,524 | 422 | 234 | 188 | 6,794 | 4,733 | 1,022 | 272 | 595 | 172 | 5 | |
| Town of Vac/Phoenix-Ward 2 | | | | | | | | | | | | | | |
| Both sexes | 20,630 | 11,927 | 11,099 | 828 | 540 | 288 | 8,683 | 4,221 | 1,771 | 568 | 1,862 | 261 | 20 | |
| Male | 10,014 | 7,489 | 7,129 | 360 | 229 | 131 | 2,517 | 8 | 866 | 308 | 1,228 | 107 | 8 | |
| Female | 10,616 | 4,438 | 3,970 | 468 | 311 | 157 | 6,166 | 4,213 | 905 | 260 | 634 | 154 | 12 | |
| Town of Vac/Phoenix-Ward 3 | | | | | | | | | | | | | | |
| Both sexes | 18,332 | 10,214 | 9,620 | 594 | 387 | 207 | 7,895 | 3,775 | 1,647 | 480 | 1,673 | 320 | 223 | |
| Male | 8,889 | 6,277 | 5,986 | 291 | 173 | 118 | 2,412 | 9 | 787 | 286 | 1,214 | 116 | 200 | |
| Female | 9,443 | 3,937 | 3,634 | 303 | 214 | 89 | 5,483 | 3,766 | 860 | 194 | 459 | 204 | 23 | |
| Town of Vac/Phoenix-Ward 4 West | | | | | | | | | | | | | | |
| Both sexes | 21,871 | 12,837 | 12,134 | 703 | 451 | 252 | 8,979 | 4,733 | 1,812 | 516 | 1,684 | 234 | 55 | |
| Male | 10,133 | 7,600 | 7,266 | 334 | 213 | 121 | 2,512 | 8 | 876 | 290 | 1,249 | 89 | 21 | |
| Female | 11,738 | 5,237 | 4,868 | 369 | 238 | 131 | 6,467 | 4,725 | 936 | 226 | 435 | 145 | 34 | |
| Town of Curepipe | | | | | | | | | | | | | | |
| Both sexes | 62,392 | 37,248 | 35,086 | 2,162 | 1,138 | 1,024 | 24,965 | 10,944 | 5,008 | 1,702 | 6,586 | 725 | 179 | |
| Male | 29,922 | 22,068 | 21,014 | 1,054 | 556 | 498 | 7,785 | 22 | 2,447 | 842 | 4,148 | 326 | 69 | |
| Female | 32,470 | 15,180 | 14,072 | 1,108 | 582 | 526 | 17,180 | 10,922 | 2,561 | 860 | 2,438 | 399 | 110 | |
| Town of Curepipe-Ward 1 | | | | | | | | | | | | | | |
| Both sexes | 20,055 | 11,845 | 11,074 | 771 | 424 | 347 | 8,160 | 3,745 | 1,640 | 566 | 1,992 | 217 | 50 | |
| Male | 9,759 | 7,227 | 6,823 | 404 | 217 | 187 | 2,514 | 8 | 819 | 286 | 1,289 | 112 | 18 | |
| Female | 10,296 | 4,618 | 4,251 | 367 | 207 | 160 | 5,646 | 3,737 | 821 | 280 | 703 | 105 | 32 | |
| Town of Curepipe-Ward 2 West | | | | | | | | | | | | | | |
| Both sexes | 19,107 | 11,134 | 10,502 | 632 | 322 | 310 | 7,893 | 3,364 | 1,651 | 496 | 2,101 | 281 | 80 | |
| Male | 9,226 | 6,739 | 6,424 | 315 | 165 | 150 | 2,462 | 8 | 780 | 247 | 1,312 | 115 | 25 | |
| Female | 9,881 | 4,395 | 4,078 | 317 | 157 | 160 | 5,431 | 3,356 | 871 | 249 | 789 | 166 | 55 | |
| Town of Curepipe-Ward 3 | | | | | | | | | | | | | | |
| Both sexes | 23,230 | 14,269 | 13,510 | 759 | 392 | 367 | 8,912 | 3,835 | 1,717 | 640 | 2,493 | 227 | 49 | |
| Male | 10,937 | 8,102 | 7,767 | 335 | 174 | 161 | 2,809 | 6 | 848 | 309 | 1,547 | 99 | 26 | |
| Female | 12,293 | 6,167 | 5,743 | 424 | 218 | 206 | 6,103 | 3,829 | 869 | 331 | 946 | 128 | 23 | |
| PLAINES WILHEMS DISTRICT - Rural | | | | | | | | | | | | | | |
| Both sexes | 4,386 | 2,711 | 2,541 | 170 | 120 | 50 | 1,674 | 910 | 302 | 92 | 324 | 46 | 1 | |
| Male | 2,158 | 1,732 | 1,656 | 76 | 53 | 23 | 425 | 2 | 156 | 48 | 203 | 16 | 1 | |
| Female | 2,228 | 979 | 885 | 94 | 67 | 27 | 1,249 | 908 | 146 | 44 | 121 | 30 | - | |
| Midlands VCA | | | | | | | | | | | | | | |
| Both sexes | 3,953 | 2,370 | 2,208 | 162 | 116 | 46 | 1,582 | 859 | 292 | 89 | 297 | 45 | 1 | |
| Male | 1,936 | 1,532 | 1,460 | 72 | 51 | 21 | 403 | 1 | 151 | 46 | 189 | 16 | 1 | |
| Female | 2,017 | 838 | 748 | 90 | 65 | 25 | 1,179 | 858 | 141 | 43 | 108 | 29 | - | |

Table CA1 - Resident population 16 years of age and over by geographical location, sex and current activity status

| Country, Island, Geographical District, Municipal Ward or Village Council Area and sex | Total | Current activity status | | | | | | | | | | | Not stated | |
|--|--------|-------------------------|----------|------------|----------------------|------------------|----------------------|--------------------------|---------|-----------------|-----------------|-----------------------------|---------------|--|
| | | Currently active | | | | | Not currently active | | | | | | | |
| | | Total | Employed | Unemployed | | | Total | House- hold duties | Studies | Disabi- lity | Retire- ment | Other & Not Stated | | |
| | | | | Total | First job seekers | Worked before | | | | | | | | |
| Moka VCA-West (East in Moka) | | | | | | | | | | | | | | |
| Both sexes | 433 | 341 | 333 | 8 | 4 | 4 | 92 | 51 | 10 | 3 | 27 | 1 | - | |
| Male | 222 | 200 | 196 | 4 | 2 | 2 | 22 | 1 | 5 | 2 | 14 | - | - | |
| Female | 211 | 141 | 137 | 4 | 2 | 2 | 70 | 50 | 5 | 1 | 13 | 1 | - | |
| MOKA DISTRICT | | | | | | | | | | | | | | |
| Both sexes | 63,679 | 37,399 | 34,694 | 2,705 | 1,647 | 1,058 | 26,082 | 12,496 | 5,142 | 1,903 | 5,787 | 754 | 198 | |
| Male | 31,414 | 23,946 | 22,777 | 1,169 | 710 | 459 | 7,357 | 17 | 2,560 | 920 | 3,545 | 315 | 111 | |
| Female | 32,265 | 13,453 | 11,917 | 1,536 | 937 | 599 | 18,725 | 12,479 | 2,582 | 983 | 2,242 | 439 | 87 | |
| MOKA DISTRICT - Urban | | | | | | | | | | | | | | |
| Both sexes | 984 | 563 | 525 | 38 | 17 | 21 | 421 | 150 | 80 | 46 | 123 | 22 | - | |
| Male | 475 | 348 | 334 | 14 | 8 | 6 | 127 | 1 | 45 | 17 | 60 | 4 | - | |
| Female | 509 | 215 | 191 | 24 | 9 | 15 | 294 | 149 | 35 | 29 | 63 | 18 | - | |
| Town of Curepipe-Ward 2 East | | | | | | | | | | | | | | |
| Both sexes | 3 | 3 | 3 | - | - | - | - | - | - | - | - | - | - | |
| Male | 1 | 1 | 1 | - | - | - | - | - | - | - | - | - | - | |
| Female | 2 | 2 | 2 | - | - | - | - | - | - | - | - | - | - | |
| Town of Vac/Phoenix-Ward 4 East | | | | | | | | | | | | | | |
| Both sexes | 981 | 560 | 522 | 38 | 17 | 21 | 421 | 150 | 80 | 46 | 123 | 22 | - | |
| Male | 474 | 347 | 333 | 14 | 8 | 6 | 127 | 1 | 45 | 17 | 60 | 4 | - | |
| Female | 507 | 213 | 189 | 24 | 9 | 15 | 294 | 149 | 35 | 29 | 63 | 18 | - | |
| MOKA DISTRICT - Rural | | | | | | | | | | | | | | |
| Both sexes | 62,695 | 36,836 | 34,169 | 2,667 | 1,630 | 1,037 | 25,661 | 12,346 | 5,062 | 1,857 | 5,664 | 732 | 198 | |
| Male | 30,939 | 23,598 | 22,443 | 1,155 | 702 | 453 | 7,230 | 16 | 2,515 | 903 | 3,485 | 311 | 111 | |
| Female | 31,756 | 13,238 | 11,726 | 1,512 | 928 | 584 | 18,431 | 12,330 | 2,547 | 954 | 2,179 | 421 | 87 | |
| Camp Thorel VCA | | | | | | | | | | | | | | |
| Both sexes | 1,640 | 935 | 863 | 72 | 45 | 27 | 704 | 343 | 173 | 26 | 124 | 38 | 1 | |
| Male | 788 | 596 | 569 | 27 | 16 | 11 | 192 | - | 82 | 13 | 94 | 3 | - | |
| Female | 852 | 339 | 294 | 45 | 29 | 16 | 512 | 343 | 91 | 13 | 30 | 35 | 1 | |
| Dagotièrre VCA | | | | | | | | | | | | | | |
| Both sexes | 5,492 | 3,297 | 2,992 | 305 | 183 | 122 | 2,194 | 1,050 | 431 | 162 | 497 | 54 | 1 | |
| Male | 2,671 | 2,013 | 1,894 | 119 | 65 | 54 | 657 | - | 221 | 87 | 321 | 28 | 1 | |
| Female | 2,821 | 1,284 | 1,098 | 186 | 118 | 68 | 1,537 | 1,050 | 210 | 75 | 176 | 26 | - | |
| Dubreuil VCA-West (East in Flacq) | | | | | | | | | | | | | | |
| Both sexes | 2,246 | 1,481 | 1,415 | 66 | 47 | 19 | 659 | 318 | 109 | 93 | 109 | 30 | 106 | |
| Male | 1,181 | 955 | 929 | 26 | 19 | 7 | 170 | 3 | 52 | 42 | 58 | 15 | 56 | |
| Female | 1,065 | 526 | 486 | 40 | 28 | 12 | 489 | 315 | 57 | 51 | 51 | 15 | 50 | |
| Espérance VCA | | | | | | | | | | | | | | |
| Both sexes | 1,427 | 777 | 741 | 36 | 28 | 8 | 650 | 351 | 119 | 49 | 123 | 8 | - | |
| Male | 707 | 546 | 523 | 23 | 18 | 5 | 161 | - | 55 | 22 | 82 | 2 | - | |
| Female | 720 | 231 | 218 | 13 | 10 | 3 | 489 | 351 | 64 | 27 | 41 | 6 | - | |
| La Laura - Malenga VCA | | | | | | | | | | | | | | |
| Both sexes | 977 | 606 | 549 | 57 | 39 | 18 | 371 | 203 | 66 | 30 | 65 | 7 | - | |
| Male | 484 | 394 | 372 | 22 | 14 | 8 | 90 | 3 | 30 | 12 | 42 | 3 | - | |
| Female | 493 | 212 | 177 | 35 | 25 | 10 | 281 | 200 | 36 | 18 | 23 | 4 | - | |
| L'Avenir VCA | | | | | | | | | | | | | | |
| Both sexes | 2,084 | 1,195 | 1,105 | 90 | 62 | 28 | 889 | 480 | 167 | 50 | 173 | 19 | - | |
| Male | 1,052 | 820 | 773 | 47 | 33 | 14 | 232 | - | 87 | 22 | 115 | 8 | - | |
| Female | 1,032 | 375 | 332 | 43 | 29 | 14 | 657 | 480 | 80 | 28 | 58 | 11 | - | |

Table CA1 - Resident population 16 years of age and over by geographical location, sex and current activity status

| Country, Island, Geographical District, Municipal Ward or Village Council Area and sex | Total | Current activity status | | | | | | | | | | | |
|--|--------|-------------------------|----------|------------|----------------------|------------------|----------------------|--------------------------|---------|-----------------|-----------------|---------------|-----------------------------|
| | | Currently active | | | | | Not currently active | | | | | Not stated | |
| | | Total | Employed | Unemployed | | | Total | House- hold duties | Studies | Disabi- lity | Retire- ment | | Other & Not Stated |
| | | | | Total | First job seekers | Worked before | | | | | | | |
| Médine - Camp de Masque VCA-West | | | | | | | | | | | | | |
| Both sexes | 1,160 | 638 | 586 | 52 | 44 | 8 | 522 | 276 | 122 | 22 | 94 | 8 | - |
| Male | 552 | 422 | 401 | 21 | 16 | 5 | 130 | - | 54 | 8 | 63 | 5 | - |
| Female | 608 | 216 | 185 | 31 | 28 | 3 | 392 | 276 | 68 | 14 | 31 | 3 | - |
| Melrose VCA | | | | | | | | | | | | | |
| Both sexes | 1,515 | 850 | 776 | 74 | 55 | 19 | 665 | 318 | 119 | 56 | 167 | 5 | - |
| Male | 735 | 561 | 530 | 31 | 25 | 6 | 174 | - | 54 | 23 | 96 | 1 | - |
| Female | 780 | 289 | 246 | 43 | 30 | 13 | 491 | 318 | 65 | 33 | 71 | 4 | - |
| Moka VCA-East(West in Pl.Wilhems) | | | | | | | | | | | | | |
| Both sexes | 6,628 | 3,931 | 3,754 | 177 | 94 | 83 | 2,629 | 1,038 | 589 | 152 | 769 | 81 | 68 |
| Male | 3,213 | 2,341 | 2,274 | 67 | 34 | 33 | 827 | 2 | 290 | 62 | 429 | 44 | 45 |
| Female | 3,415 | 1,590 | 1,480 | 110 | 60 | 50 | 1,802 | 1,036 | 299 | 90 | 340 | 37 | 23 |
| Montagne Blanche VCA-West | | | | | | | | | | | | | |
| Both sexes | 6,109 | 3,476 | 3,153 | 323 | 223 | 100 | 2,631 | 1,335 | 509 | 182 | 535 | 70 | 2 |
| Male | 3,057 | 2,345 | 2,196 | 149 | 104 | 45 | 711 | - | 254 | 84 | 342 | 31 | 1 |
| Female | 3,052 | 1,131 | 957 | 174 | 119 | 55 | 1,920 | 1,335 | 255 | 98 | 193 | 39 | 1 |
| Pailles VCA | | | | | | | | | | | | | |
| Both sexes | 8,834 | 4,989 | 4,638 | 351 | 213 | 138 | 3,831 | 2,098 | 732 | 281 | 574 | 146 | 14 |
| Male | 4,358 | 3,364 | 3,182 | 182 | 103 | 79 | 988 | 5 | 362 | 139 | 419 | 63 | 6 |
| Female | 4,476 | 1,625 | 1,456 | 169 | 110 | 59 | 2,843 | 2,093 | 370 | 142 | 155 | 83 | 8 |
| Providence VCA | | | | | | | | | | | | | |
| Both sexes | 2,496 | 1,439 | 1,332 | 107 | 60 | 47 | 1,057 | 506 | 236 | 73 | 194 | 48 | - |
| Male | 1,228 | 938 | 898 | 40 | 24 | 16 | 290 | - | 124 | 39 | 110 | 17 | - |
| Female | 1,268 | 501 | 434 | 67 | 36 | 31 | 767 | 506 | 112 | 34 | 84 | 31 | - |
| Quartier Militaire VCA | | | | | | | | | | | | | |
| Both sexes | 5,390 | 3,417 | 3,218 | 199 | 128 | 71 | 1,969 | 977 | 371 | 178 | 403 | 40 | 4 |
| Male | 2,702 | 2,164 | 2,085 | 79 | 49 | 30 | 537 | - | 183 | 98 | 233 | 23 | 1 |
| Female | 2,688 | 1,253 | 1,133 | 120 | 79 | 41 | 1,432 | 977 | 188 | 80 | 170 | 17 | 3 |
| Nouvelle Decouverte VCA | | | | | | | | | | | | | |
| Both sexes | 2,274 | 1,273 | 1,181 | 92 | 63 | 29 | 1,001 | 553 | 180 | 97 | 160 | 11 | - |
| Male | 1,089 | 847 | 806 | 41 | 28 | 13 | 242 | - | 90 | 41 | 108 | 3 | - |
| Female | 1,185 | 426 | 375 | 51 | 35 | 16 | 759 | 553 | 90 | 56 | 52 | 8 | - |
| St Julien d'Hotman VCA-West | | | | | | | | | | | | | |
| Both sexes | 75 | 47 | 45 | 2 | 1 | 1 | 28 | 10 | 8 | 1 | 9 | - | - |
| Male | 33 | 25 | 25 | - | - | - | 8 | - | 2 | 1 | 5 | - | - |
| Female | 42 | 22 | 20 | 2 | 1 | 1 | 20 | 10 | 6 | - | 4 | - | - |
| St Pierre VCA | | | | | | | | | | | | | |
| Both sexes | 12,652 | 7,477 | 6,868 | 609 | 309 | 300 | 5,173 | 2,192 | 994 | 348 | 1,487 | 152 | 2 |
| Male | 6,252 | 4,630 | 4,374 | 256 | 139 | 117 | 1,621 | 3 | 498 | 191 | 868 | 61 | 1 |
| Female | 6,400 | 2,847 | 2,494 | 353 | 170 | 183 | 3,552 | 2,189 | 496 | 157 | 619 | 91 | 1 |
| Verdun VCA | | | | | | | | | | | | | |
| Both sexes | 1,696 | 1,008 | 953 | 55 | 36 | 19 | 688 | 298 | 137 | 57 | 181 | 15 | - |
| Male | 837 | 637 | 612 | 25 | 15 | 10 | 200 | - | 77 | 19 | 100 | 4 | - |
| Female | 859 | 371 | 341 | 30 | 21 | 9 | 488 | 298 | 60 | 38 | 81 | 11 | - |
| BLACK RIVER DISTRICT | | | | | | | | | | | | | |
| Both sexes | 57,841 | 38,219 | 36,023 | 2,196 | 1,098 | 1,098 | 19,540 | 9,087 | 3,378 | 1,472 | 4,533 | 1,070 | 82 |
| Male | 29,064 | 23,089 | 22,058 | 1,031 | 533 | 498 | 5,936 | 40 | 1,662 | 803 | 2,740 | 691 | 39 |
| Female | 28,777 | 15,130 | 13,965 | 1,165 | 565 | 600 | 13,604 | 9,047 | 1,716 | 669 | 1,793 | 379 | 43 |

Table CA1 - Resident population 16 years of age and over by geographical location, sex and current activity status

| Country, Island, Geographical District, Municipal Ward or Village Council Area and sex | Total | Current activity status | | | | | | | | | | | |
|--|--------|-------------------------|----------|------------|----------------------|------------------|----------------------|--------------------------|---------|-----------------|-----------------|---------------|-----------------------------|
| | | Currently active | | | | | Not currently active | | | | | Not stated | |
| | | Total | Employed | Unemployed | | | Total | House- hold duties | Studies | Disabi- lity | Retire- ment | | Other & Not Stated |
| | | | | Total | First job seekers | Worked before | | | | | | | |
| BLACK RIVER DISTRICT - Urban | | | | | | | | | | | | | |
| Both sexes | 17,982 | 11,113 | 10,438 | 675 | 343 | 332 | 6,831 | 2,997 | 1,205 | 487 | 1,625 | 517 | 38 |
| Male | 9,040 | 6,770 | 6,438 | 332 | 174 | 158 | 2,242 | 15 | 582 | 259 | 1,002 | 384 | 28 |
| Female | 8,942 | 4,343 | 4,000 | 343 | 169 | 174 | 4,589 | 2,982 | 623 | 228 | 623 | 133 | 10 |
| Town of Port Louis-Ward 1 West | | | | | | | | | | | | | |
| Both sexes | 14,896 | 9,183 | 8,659 | 524 | 248 | 276 | 5,677 | 2,455 | 995 | 422 | 1,371 | 434 | 36 |
| Male | 7,534 | 5,586 | 5,331 | 255 | 125 | 130 | 1,922 | 14 | 484 | 229 | 848 | 347 | 26 |
| Female | 7,362 | 3,597 | 3,328 | 269 | 123 | 146 | 3,755 | 2,441 | 511 | 193 | 523 | 87 | 10 |
| Town of Q/Bornes-Ward 3 West | | | | | | | | | | | | | |
| Both sexes | 3,086 | 1,930 | 1,779 | 151 | 95 | 56 | 1,154 | 542 | 210 | 65 | 254 | 83 | 2 |
| Male | 1,506 | 1,184 | 1,107 | 77 | 49 | 28 | 320 | 1 | 98 | 30 | 154 | 37 | 2 |
| Female | 1,580 | 746 | 672 | 74 | 46 | 28 | 834 | 541 | 112 | 35 | 100 | 46 | - |
| BLACK RIVER DISTRICT - Rural | | | | | | | | | | | | | |
| Both sexes | 39,859 | 27,106 | 25,585 | 1,521 | 755 | 766 | 12,709 | 6,090 | 2,173 | 985 | 2,908 | 553 | 44 |
| Male | 20,024 | 16,319 | 15,620 | 699 | 359 | 340 | 3,694 | 25 | 1,080 | 544 | 1,738 | 307 | 11 |
| Female | 19,835 | 10,787 | 9,965 | 822 | 396 | 426 | 9,015 | 6,065 | 1,093 | 441 | 1,170 | 246 | 33 |
| Albion VCA | | | | | | | | | | | | | |
| Both sexes | 3,847 | 2,577 | 2,444 | 133 | 29 | 104 | 1,255 | 417 | 247 | 92 | 462 | 37 | 15 |
| Male | 1,925 | 1,496 | 1,428 | 68 | 16 | 52 | 427 | 3 | 120 | 51 | 230 | 23 | 2 |
| Female | 1,922 | 1,081 | 1,016 | 65 | 13 | 52 | 828 | 414 | 127 | 41 | 232 | 14 | 13 |
| Bambous VCA | | | | | | | | | | | | | |
| Both sexes | 10,985 | 7,278 | 6,842 | 436 | 233 | 203 | 3,701 | 1,870 | 640 | 303 | 727 | 161 | 6 |
| Male | 5,497 | 4,482 | 4,300 | 182 | 107 | 75 | 1,015 | 3 | 331 | 162 | 439 | 80 | - |
| Female | 5,488 | 2,796 | 2,542 | 254 | 126 | 128 | 2,686 | 1,867 | 309 | 141 | 288 | 81 | 6 |
| Cascavelle VCA-West (East in P/W) | | | | | | | | | | | | | |
| Both sexes | 1,837 | 1,164 | 1,103 | 61 | 45 | 16 | 673 | 369 | 88 | 48 | 147 | 21 | - |
| Male | 916 | 749 | 724 | 25 | 17 | 8 | 167 | 2 | 41 | 24 | 86 | 14 | - |
| Female | 921 | 415 | 379 | 36 | 28 | 8 | 506 | 367 | 47 | 24 | 61 | 7 | - |
| Case Noyale VCA | | | | | | | | | | | | | |
| Both sexes | 1,197 | 810 | 753 | 57 | 31 | 26 | 387 | 177 | 54 | 39 | 96 | 21 | - |
| Male | 609 | 493 | 459 | 34 | 19 | 15 | 116 | 4 | 23 | 23 | 52 | 14 | - |
| Female | 588 | 317 | 294 | 23 | 12 | 11 | 271 | 173 | 31 | 16 | 44 | 7 | - |
| Chamarel VCA-West (East in Sav.) | | | | | | | | | | | | | |
| Both sexes | 541 | 421 | 385 | 36 | 13 | 23 | 119 | 49 | 17 | 11 | 40 | 2 | 1 |
| Male | 281 | 243 | 232 | 11 | 5 | 6 | 38 | - | 7 | 8 | 22 | 1 | - |
| Female | 260 | 178 | 153 | 25 | 8 | 17 | 81 | 49 | 10 | 3 | 18 | 1 | 1 |
| Flic en Flac VCA | | | | | | | | | | | | | |
| Both sexes | 1,769 | 1,087 | 1,011 | 76 | 50 | 26 | 680 | 287 | 109 | 33 | 224 | 27 | 2 |
| Male | 875 | 652 | 615 | 37 | 22 | 15 | 221 | 1 | 48 | 18 | 145 | 9 | 2 |
| Female | 894 | 435 | 396 | 39 | 28 | 11 | 459 | 286 | 61 | 15 | 79 | 18 | - |
| Grande Rivière Noire VCA | | | | | | | | | | | | | |
| Both sexes | 2,011 | 1,358 | 1,307 | 51 | 27 | 24 | 650 | 252 | 133 | 48 | 170 | 47 | 3 |
| Male | 1,001 | 791 | 770 | 21 | 12 | 9 | 209 | 1 | 60 | 27 | 98 | 23 | 1 |
| Female | 1,010 | 567 | 537 | 30 | 15 | 15 | 441 | 251 | 73 | 21 | 72 | 24 | 2 |
| Gros Cailloux VCA | | | | | | | | | | | | | |
| Both sexes | 2,386 | 1,539 | 1,445 | 94 | 47 | 47 | 847 | 444 | 145 | 60 | 168 | 30 | - |
| Male | 1,198 | 971 | 923 | 48 | 25 | 23 | 227 | 3 | 70 | 39 | 99 | 16 | - |
| Female | 1,188 | 568 | 522 | 46 | 22 | 24 | 620 | 441 | 75 | 21 | 69 | 14 | - |

Table CA1 - Resident population 16 years of age and over by geographical location, sex and current activity status

| Country, Island, Geographical District, Municipal Ward or Village Council Area and sex | Total | Current activity status | | | | | | | | | | | | |
|--|--------|-------------------------|----------|------------|----------------------|------------------|----------------------|--------------------------|---------|-----------------|-----------------|---------------|-----------------------------|--|
| | | Currently active | | | | | Not currently active | | | | | Not stated | | |
| | | Total | Employed | Unemployed | | | Total | House- hold duties | Studies | Disabi- lity | Retire- ment | | Other & Not Stated | |
| | | | | Total | First job seekers | Worked before | | | | | | | | |
| La Gaulette VCA | | | | | | | | | | | | | | |
| Both sexes | 1,729 | 1,116 | 1,032 | 84 | 40 | 44 | 613 | 309 | 95 | 45 | 124 | 40 | - | |
| Male | 873 | 702 | 664 | 38 | 18 | 20 | 171 | 1 | 47 | 24 | 75 | 24 | - | |
| Female | 856 | 414 | 368 | 46 | 22 | 24 | 442 | 308 | 48 | 21 | 49 | 16 | - | |
| Le Morne VCA | | | | | | | | | | | | | | |
| Both sexes | 913 | 643 | 558 | 85 | 51 | 34 | 270 | 167 | 31 | 16 | 48 | 8 | - | |
| Male | 462 | 402 | 362 | 40 | 27 | 13 | 60 | - | 16 | 9 | 30 | 5 | - | |
| Female | 451 | 241 | 196 | 45 | 24 | 21 | 210 | 167 | 15 | 7 | 18 | 3 | - | |
| Petite Rivière VCA | | | | | | | | | | | | | | |
| Both sexes | 3,415 | 2,241 | 2,089 | 152 | 64 | 88 | 1,174 | 599 | 221 | 120 | 200 | 34 | - | |
| Male | 1,718 | 1,378 | 1,300 | 78 | 35 | 43 | 340 | 4 | 120 | 60 | 134 | 22 | - | |
| Female | 1,697 | 863 | 789 | 74 | 29 | 45 | 834 | 595 | 101 | 60 | 66 | 12 | - | |
| Richelieu VCA | | | | | | | | | | | | | | |
| Both sexes | 6,462 | 5,009 | 4,842 | 167 | 80 | 87 | 1,448 | 809 | 212 | 113 | 241 | 73 | 5 | |
| Male | 3,310 | 2,889 | 2,807 | 82 | 34 | 48 | 420 | 2 | 117 | 71 | 179 | 51 | 1 | |
| Female | 3,152 | 2,120 | 2,035 | 85 | 46 | 39 | 1,028 | 807 | 95 | 42 | 62 | 22 | 4 | |
| Tamarin VCA | | | | | | | | | | | | | | |
| Both sexes | 2,767 | 1,863 | 1,774 | 89 | 45 | 44 | 892 | 341 | 181 | 57 | 261 | 52 | 12 | |
| Male | 1,359 | 1,071 | 1,036 | 35 | 22 | 13 | 283 | 1 | 80 | 28 | 149 | 25 | 5 | |
| Female | 1,408 | 792 | 738 | 54 | 23 | 31 | 609 | 340 | 101 | 29 | 112 | 27 | 7 | |
| ISLAND OF RODRIGUES | | | | | | | | | | | | | | |
| Both sexes | 27,874 | 17,445 | 15,415 | 2,030 | 1,343 | 687 | 10,261 | 4,435 | 1,980 | 1,105 | 1,543 | 1,198 | 168 | |
| Male | 13,599 | 10,425 | 9,524 | 901 | 536 | 365 | 3,044 | 29 | 994 | 436 | 1,265 | 320 | 130 | |
| Female | 14,275 | 7,020 | 5,891 | 1,129 | 807 | 322 | 7,217 | 4,406 | 986 | 669 | 278 | 878 | 38 | |
| Region 1 | | | | | | | | | | | | | | |
| Both sexes | 4,699 | 2,807 | 2,518 | 289 | 214 | 75 | 1,889 | 834 | 281 | 207 | 256 | 311 | 3 | |
| Male | 2,289 | 1,790 | 1,659 | 131 | 96 | 35 | 496 | 2 | 132 | 73 | 218 | 71 | 3 | |
| Female | 2,410 | 1,017 | 859 | 158 | 118 | 40 | 1,393 | 832 | 149 | 134 | 38 | 240 | - | |
| Region 2 | | | | | | | | | | | | | | |
| Both sexes | 3,965 | 2,356 | 2,011 | 345 | 235 | 110 | 1,606 | 642 | 274 | 193 | 220 | 277 | 3 | |
| Male | 1,964 | 1,492 | 1,321 | 171 | 103 | 68 | 470 | 7 | 137 | 72 | 185 | 69 | 2 | |
| Female | 2,001 | 864 | 690 | 174 | 132 | 42 | 1,136 | 635 | 137 | 121 | 35 | 208 | 1 | |
| Region 3 | | | | | | | | | | | | | | |
| Both sexes | 5,129 | 3,319 | 2,848 | 471 | 351 | 120 | 1,806 | 797 | 423 | 141 | 279 | 166 | 4 | |
| Male | 2,454 | 1,901 | 1,692 | 209 | 145 | 64 | 550 | 3 | 217 | 62 | 226 | 42 | 3 | |
| Female | 2,675 | 1,418 | 1,156 | 262 | 206 | 56 | 1,256 | 794 | 206 | 79 | 53 | 124 | 1 | |
| Region 4 | | | | | | | | | | | | | | |
| Both sexes | 4,331 | 2,678 | 2,415 | 263 | 155 | 108 | 1,596 | 778 | 278 | 174 | 246 | 120 | 57 | |
| Male | 2,137 | 1,621 | 1,531 | 90 | 43 | 47 | 464 | 2 | 126 | 75 | 218 | 43 | 52 | |
| Female | 2,194 | 1,057 | 884 | 173 | 112 | 61 | 1,132 | 776 | 152 | 99 | 28 | 77 | 5 | |
| Region 5 | | | | | | | | | | | | | | |
| Both sexes | 5,289 | 3,392 | 3,055 | 337 | 173 | 164 | 1,845 | 763 | 375 | 219 | 293 | 195 | 52 | |
| Male | 2,611 | 1,988 | 1,834 | 154 | 70 | 84 | 588 | 6 | 203 | 92 | 227 | 60 | 35 | |
| Female | 2,678 | 1,404 | 1,221 | 183 | 103 | 80 | 1,257 | 757 | 172 | 127 | 66 | 135 | 17 | |
| Region 6 | | | | | | | | | | | | | | |
| Both sexes | 4,461 | 2,893 | 2,568 | 325 | 215 | 110 | 1,519 | 621 | 349 | 171 | 249 | 129 | 49 | |
| Male | 2,144 | 1,633 | 1,487 | 146 | 79 | 67 | 476 | 9 | 179 | 62 | 191 | 35 | 35 | |
| Female | 2,317 | 1,260 | 1,081 | 179 | 136 | 43 | 1,043 | 612 | 170 | 109 | 58 | 94 | 14 | |

Table CA2 - Resident population 16 years of age and over by current activity status, marital status, age and sex

| Country, Island, Marital status, Age (in years) and Sex | Total | Current activity status | | | | | | | | | | | |
|--|-------|-------------------------|----------|------------|----------------------|------------------|----------------------|--------------------------|---------|-----------------|-----------------|------------|-----------------------------|
| | | Currently active | | | | | Not currently active | | | | | Not stated | |
| | | Total | Employed | Unemployed | | | Total | House- hold duties | Studies | Disabi- lity | Retire- ment | | Other & Not Stated |
| | | | | Total | First job seekers | Worked before | | | | | | | |

REPUBLIC OF MAURITIUS

All marital states

Both sexes

| | | | | | | | | | | | | | |
|-------------|---------|---------|---------|--------|--------|--------|---------|---------|--------|--------|--------|--------|-------|
| Total (16+) | 961,220 | 564,360 | 522,198 | 42,162 | 25,096 | 17,066 | 391,949 | 192,356 | 75,096 | 28,310 | 81,300 | 14,887 | 4,911 |
| 16 - 19 | 81,762 | 18,300 | 10,582 | 7,718 | 6,948 | 770 | 63,237 | 3,940 | 55,943 | 637 | - | 2,717 | 225 |
| 20 - 24 | 92,671 | 62,113 | 49,946 | 12,167 | 9,412 | 2,755 | 29,996 | 9,553 | 16,900 | 1,018 | - | 2,525 | 562 |
| 25 - 29 | 90,937 | 73,511 | 67,568 | 5,943 | 3,278 | 2,665 | 16,849 | 12,824 | 1,319 | 1,149 | 73 | 1,484 | 577 |
| 30 - 34 | 103,429 | 81,380 | 76,406 | 4,974 | 2,167 | 2,807 | 21,425 | 17,878 | 287 | 1,607 | 132 | 1,521 | 624 |
| 35 - 39 | 87,797 | 68,312 | 64,990 | 3,322 | 1,289 | 2,033 | 19,081 | 15,957 | 108 | 1,811 | 143 | 1,062 | 404 |
| 40 - 44 | 89,386 | 68,214 | 65,339 | 2,875 | 945 | 1,930 | 20,817 | 17,161 | 83 | 2,379 | 223 | 971 | 355 |
| 45 - 49 | 99,341 | 71,047 | 68,551 | 2,496 | 645 | 1,851 | 27,869 | 22,552 | 71 | 3,636 | 627 | 983 | 425 |
| 50 - 54 | 86,337 | 57,344 | 55,820 | 1,524 | 268 | 1,256 | 28,625 | 21,822 | 75 | 3,826 | 2,090 | 812 | 368 |
| 55 - 59 | 73,054 | 42,149 | 41,335 | 814 | 104 | 710 | 30,586 | 20,232 | 57 | 3,800 | 5,797 | 700 | 319 |
| 60 - 64 | 57,342 | 14,318 | 14,072 | 246 | 24 | 222 | 42,747 | 16,869 | 77 | 2,123 | 23,179 | 499 | 277 |
| 65 - 69 | 35,439 | 4,375 | 4,318 | 57 | 7 | 50 | 30,864 | 11,640 | 50 | 1,519 | 17,339 | 316 | 200 |
| 70 - 74 | 25,375 | 1,952 | 1,938 | 14 | 2 | 12 | 23,234 | 8,366 | 46 | 1,284 | 13,161 | 377 | 189 |
| 75+ | 38,350 | 1,345 | 1,333 | 12 | 7 | 5 | 36,619 | 13,562 | 80 | 3,521 | 18,536 | 920 | 386 |

Male

| | | | | | | | | | | | | | |
|-------------|---------|---------|---------|--------|--------|-------|---------|-----|--------|--------|--------|-------|-------|
| Total (16+) | 471,888 | 356,213 | 337,070 | 19,143 | 11,278 | 7,865 | 112,586 | 461 | 36,989 | 14,575 | 53,634 | 6,927 | 3,089 |
| 16 - 19 | 41,079 | 11,456 | 7,095 | 4,361 | 3,978 | 383 | 29,512 | 115 | 27,555 | 375 | - | 1,467 | 111 |
| 20 - 24 | 46,871 | 36,066 | 29,961 | 6,105 | 4,814 | 1,291 | 10,415 | 44 | 8,489 | 602 | - | 1,280 | 390 |
| 25 - 29 | 45,589 | 43,001 | 40,309 | 2,692 | 1,459 | 1,233 | 2,188 | 18 | 695 | 709 | 4 | 762 | 400 |
| 30 - 34 | 52,182 | 49,813 | 48,031 | 1,782 | 595 | 1,187 | 1,908 | 21 | 123 | 982 | 8 | 774 | 461 |
| 35 - 39 | 44,241 | 42,272 | 41,259 | 1,013 | 198 | 815 | 1,685 | 21 | 32 | 1,094 | 19 | 519 | 284 |
| 40 - 44 | 45,150 | 42,933 | 42,023 | 910 | 106 | 804 | 1,973 | 16 | 18 | 1,449 | 63 | 427 | 244 |
| 45 - 49 | 49,800 | 46,612 | 45,649 | 963 | 79 | 884 | 2,903 | 40 | 14 | 2,193 | 216 | 440 | 285 |
| 50 - 54 | 42,996 | 39,020 | 38,331 | 689 | 32 | 657 | 3,741 | 30 | 11 | 2,247 | 1,063 | 390 | 235 |
| 55 - 59 | 35,713 | 29,563 | 29,135 | 428 | 14 | 414 | 5,959 | 26 | 7 | 2,149 | 3,437 | 340 | 191 |
| 60 - 64 | 27,143 | 9,966 | 9,810 | 156 | 2 | 154 | 17,029 | 27 | 14 | 999 | 15,762 | 227 | 148 |
| 65 - 69 | 15,846 | 3,103 | 3,069 | 34 | 1 | 33 | 12,644 | 26 | 6 | 606 | 11,910 | 96 | 99 |
| 70 - 74 | 10,986 | 1,385 | 1,379 | 6 | - | 6 | 9,496 | 22 | 8 | 447 | 8,938 | 81 | 105 |
| 75+ | 14,292 | 1,023 | 1,019 | 4 | - | 4 | 13,133 | 55 | 17 | 723 | 12,214 | 124 | 136 |

Female

| | | | | | | | | | | | | | |
|-------------|---------|---------|---------|--------|--------|-------|---------|---------|--------|--------|--------|-------|-------|
| Total (16+) | 489,332 | 208,147 | 185,128 | 23,019 | 13,818 | 9,201 | 279,363 | 191,895 | 38,107 | 13,735 | 27,666 | 7,960 | 1,822 |
| 16 - 19 | 40,683 | 6,844 | 3,487 | 3,357 | 2,970 | 387 | 33,725 | 3,825 | 28,388 | 262 | - | 1,250 | 114 |
| 20 - 24 | 45,800 | 26,047 | 19,985 | 6,062 | 4,598 | 1,464 | 19,581 | 9,509 | 8,411 | 416 | - | 1,245 | 172 |
| 25 - 29 | 45,348 | 30,510 | 27,259 | 3,251 | 1,819 | 1,432 | 14,661 | 12,806 | 624 | 440 | 69 | 722 | 177 |
| 30 - 34 | 51,247 | 31,567 | 28,375 | 3,192 | 1,572 | 1,620 | 19,517 | 17,857 | 164 | 625 | 124 | 747 | 163 |
| 35 - 39 | 43,556 | 26,040 | 23,731 | 2,309 | 1,091 | 1,218 | 17,396 | 15,936 | 76 | 717 | 124 | 543 | 120 |
| 40 - 44 | 44,236 | 25,281 | 23,316 | 1,965 | 839 | 1,126 | 18,844 | 17,145 | 65 | 930 | 160 | 544 | 111 |
| 45 - 49 | 49,541 | 24,435 | 22,902 | 1,533 | 566 | 967 | 24,966 | 22,512 | 57 | 1,443 | 411 | 543 | 140 |
| 50 - 54 | 43,341 | 18,324 | 17,489 | 835 | 236 | 599 | 24,884 | 21,792 | 64 | 1,579 | 1,027 | 422 | 133 |
| 55 - 59 | 37,341 | 12,586 | 12,200 | 386 | 90 | 296 | 24,627 | 20,206 | 50 | 1,651 | 2,360 | 360 | 128 |
| 60 - 64 | 30,199 | 4,352 | 4,262 | 90 | 22 | 68 | 25,718 | 16,842 | 63 | 1,124 | 7,417 | 272 | 129 |
| 65 - 69 | 19,593 | 1,272 | 1,249 | 23 | 6 | 17 | 18,220 | 11,614 | 44 | 913 | 5,429 | 220 | 101 |
| 70 - 74 | 14,389 | 567 | 559 | 8 | 2 | 6 | 13,738 | 8,344 | 38 | 837 | 4,223 | 296 | 84 |
| 75+ | 24,058 | 322 | 314 | 8 | 7 | 1 | 23,486 | 13,507 | 63 | 2,798 | 6,322 | 796 | 250 |

Table CA2 - Resident population 16 years of age and over by current activity status, marital status, age and sex

| Country, Island, Marital status, Age (in years) and Sex | Total | Current activity status | | | | | | | | | | | |
|--|-------|-------------------------|----------|------------|----------------------|------------------|----------------------|--------------------------|---------|-----------------|-----------------|---------------|-----------------------------|
| | | Currently active | | | | | Not currently active | | | | | Not stated | |
| | | Total | Employed | Unemployed | | | Total | House- hold duties | Studies | Disabi- lity | Retire- ment | | Other & Not Stated |
| | | | | Total | First job seekers | Worked before | | | | | | | |

REPUBLIC OF MAURITIUS
Single

Both sexes

| | | | | | | | | | | | | | |
|-------------|---------|---------|---------|--------|--------|-------|---------|-------|--------|--------|-------|-------|-----|
| Total (16+) | 251,880 | 148,140 | 124,706 | 23,434 | 17,875 | 5,559 | 103,304 | 9,639 | 73,680 | 10,112 | 3,618 | 6,255 | 436 |
| 16 - 19 | 77,623 | 16,946 | 9,740 | 7,206 | 6,591 | 615 | 60,550 | 1,698 | 55,723 | 613 | - | 2,516 | 127 |
| 20 - 24 | 69,110 | 48,356 | 38,337 | 10,019 | 8,184 | 1,835 | 20,608 | 1,306 | 16,558 | 907 | - | 1,837 | 146 |
| 25 - 29 | 39,406 | 36,247 | 33,184 | 3,063 | 1,941 | 1,122 | 3,118 | 490 | 1,139 | 926 | 3 | 560 | 41 |
| 30 - 34 | 21,372 | 19,306 | 17,860 | 1,446 | 689 | 757 | 2,042 | 428 | 160 | 1,069 | 8 | 377 | 24 |
| 35 - 39 | 10,612 | 9,009 | 8,371 | 638 | 229 | 409 | 1,589 | 333 | 33 | 1,026 | 7 | 190 | 14 |
| 40 - 44 | 7,776 | 6,013 | 5,601 | 412 | 117 | 295 | 1,746 | 446 | 17 | 1,095 | 19 | 169 | 17 |
| 45 - 49 | 7,619 | 5,234 | 4,886 | 348 | 74 | 274 | 2,368 | 762 | 11 | 1,357 | 59 | 179 | 17 |
| 50 - 54 | 6,012 | 3,643 | 3,451 | 192 | 31 | 161 | 2,364 | 979 | 8 | 1,089 | 153 | 135 | 5 |
| 55 - 59 | 4,718 | 2,299 | 2,218 | 81 | 14 | 67 | 2,409 | 1,114 | 5 | 860 | 329 | 101 | 10 |
| 60 - 64 | 3,433 | 723 | 701 | 22 | 4 | 18 | 2,699 | 975 | 8 | 480 | 1,174 | 62 | 11 |
| 65 - 69 | 1,724 | 208 | 202 | 6 | 1 | 5 | 1,511 | 466 | 5 | 279 | 738 | 23 | 5 |
| 70 - 74 | 1,010 | 85 | 84 | 1 | - | 1 | 922 | 239 | 3 | 171 | 478 | 31 | 3 |
| 75+ | 1,465 | 71 | 71 | - | - | - | 1,378 | 403 | 10 | 240 | 650 | 75 | 16 |

Male

| | | | | | | | | | | | | | |
|-------------|---------|---------|--------|--------|--------|-------|--------|-----|--------|-------|-------|-------|-----|
| Total (16+) | 150,121 | 101,178 | 86,386 | 14,792 | 10,780 | 4,012 | 48,692 | 279 | 36,745 | 5,984 | 1,914 | 3,770 | 251 |
| 16 - 19 | 40,578 | 11,118 | 6,796 | 4,322 | 3,950 | 372 | 29,406 | 115 | 27,485 | 370 | - | 1,436 | 54 |
| 20 - 24 | 40,969 | 30,764 | 24,902 | 5,862 | 4,701 | 1,161 | 10,109 | 41 | 8,437 | 570 | - | 1,061 | 96 |
| 25 - 29 | 26,874 | 25,160 | 22,932 | 2,228 | 1,345 | 883 | 1,687 | 14 | 669 | 599 | 1 | 404 | 27 |
| 30 - 34 | 15,917 | 14,786 | 13,642 | 1,144 | 513 | 631 | 1,117 | 14 | 101 | 718 | 4 | 280 | 14 |
| 35 - 39 | 7,882 | 7,010 | 6,531 | 479 | 148 | 331 | 862 | 13 | 20 | 672 | 3 | 154 | 10 |
| 40 - 44 | 5,451 | 4,568 | 4,259 | 309 | 67 | 242 | 873 | 10 | 7 | 731 | 12 | 113 | 10 |
| 45 - 49 | 4,768 | 3,736 | 3,479 | 257 | 39 | 218 | 1,021 | 26 | 7 | 834 | 31 | 123 | 11 |
| 50 - 54 | 3,141 | 2,316 | 2,187 | 129 | 13 | 116 | 821 | 14 | 5 | 616 | 97 | 89 | 4 |
| 55 - 59 | 1,819 | 1,183 | 1,137 | 46 | 3 | 43 | 631 | 10 | 3 | 401 | 167 | 50 | 5 |
| 60 - 64 | 1,178 | 322 | 311 | 11 | 1 | 10 | 848 | 9 | 5 | 212 | 600 | 22 | 8 |
| 65 - 69 | 657 | 119 | 115 | 4 | - | 4 | 535 | 3 | 1 | 106 | 415 | 10 | 3 |
| 70 - 74 | 406 | 48 | 47 | 1 | - | 1 | 355 | 5 | 1 | 74 | 269 | 6 | 3 |
| 75+ | 481 | 48 | 48 | - | - | - | 427 | 5 | 4 | 81 | 315 | 22 | 6 |

Female

| | | | | | | | | | | | | | |
|-------------|---------|--------|--------|-------|-------|-------|--------|-------|--------|-------|-------|-------|-----|
| Total (16+) | 101,759 | 46,962 | 38,320 | 8,642 | 7,095 | 1,547 | 54,612 | 9,360 | 36,935 | 4,128 | 1,704 | 2,485 | 185 |
| 16 - 19 | 37,045 | 5,828 | 2,944 | 2,884 | 2,641 | 243 | 31,144 | 1,583 | 28,238 | 243 | - | 1,080 | 73 |
| 20 - 24 | 28,141 | 17,592 | 13,435 | 4,157 | 3,483 | 674 | 10,499 | 1,265 | 8,121 | 337 | - | 776 | 50 |
| 25 - 29 | 12,532 | 11,087 | 10,252 | 835 | 596 | 239 | 1,431 | 476 | 470 | 327 | 2 | 156 | 14 |
| 30 - 34 | 5,455 | 4,520 | 4,218 | 302 | 176 | 126 | 925 | 414 | 59 | 351 | 4 | 97 | 10 |
| 35 - 39 | 2,730 | 1,999 | 1,840 | 159 | 81 | 78 | 727 | 320 | 13 | 354 | 4 | 36 | 4 |
| 40 - 44 | 2,325 | 1,445 | 1,342 | 103 | 50 | 53 | 873 | 436 | 10 | 364 | 7 | 56 | 7 |
| 45 - 49 | 2,851 | 1,498 | 1,407 | 91 | 35 | 56 | 1,347 | 736 | 4 | 523 | 28 | 56 | 6 |
| 50 - 54 | 2,871 | 1,327 | 1,264 | 63 | 18 | 45 | 1,543 | 965 | 3 | 473 | 56 | 46 | 1 |
| 55 - 59 | 2,899 | 1,116 | 1,081 | 35 | 11 | 24 | 1,778 | 1,104 | 2 | 459 | 162 | 51 | 5 |
| 60 - 64 | 2,255 | 401 | 390 | 11 | 3 | 8 | 1,851 | 966 | 3 | 268 | 574 | 40 | 3 |
| 65 - 69 | 1,067 | 89 | 87 | 2 | 1 | 1 | 976 | 463 | 4 | 173 | 323 | 13 | 2 |
| 70 - 74 | 604 | 37 | 37 | - | - | - | 567 | 234 | 2 | 97 | 209 | 25 | - |
| 75+ | 984 | 23 | 23 | - | - | - | 951 | 398 | 6 | 159 | 335 | 53 | 10 |

Table CA2 - Resident population 16 years of age and over by current activity status, marital status, age and sex

| Country, Island, Marital status, Age (in years) and Sex | Total | Current activity status | | | | | | | | | | | |
|--|-------|-------------------------|----------|------------|----------------------|------------------|----------------------|--------------------------|---------|-----------------|-----------------|---------------|-----------------------------|
| | | Currently active | | | | | Not currently active | | | | | Not stated | |
| | | Total | Employed | Unemployed | | | Total | House- hold duties | Studies | Disabi- lity | Retire- ment | | Other & Not Stated |
| | | | | Total | First job seekers | Worked before | | | | | | | |

REPUBLIC OF MAURITIUS

Married

Both sexes

| | | | | | | | | | | | | | |
|-------------|---------|---------|---------|--------|-------|-------|---------|---------|-------|--------|--------|-------|-----|
| Total (16+) | 578,151 | 366,908 | 351,730 | 15,178 | 6,187 | 8,991 | 210,983 | 140,992 | 1,130 | 10,391 | 53,433 | 5,037 | 260 |
| 16 - 19 | 3,543 | 1,149 | 724 | 425 | 287 | 138 | 2,393 | 2,075 | 171 | 14 | - | 133 | 1 |
| 20 - 24 | 20,801 | 12,185 | 10,373 | 1,812 | 1,045 | 767 | 8,604 | 7,795 | 300 | 72 | - | 437 | 12 |
| 25 - 29 | 46,623 | 33,813 | 31,395 | 2,418 | 1,148 | 1,270 | 12,754 | 11,807 | 161 | 154 | 62 | 570 | 56 |
| 30 - 34 | 74,819 | 56,691 | 53,696 | 2,995 | 1,318 | 1,677 | 18,078 | 16,760 | 121 | 378 | 115 | 704 | 50 |
| 35 - 39 | 69,857 | 53,592 | 51,332 | 2,260 | 938 | 1,322 | 16,239 | 14,946 | 67 | 547 | 119 | 560 | 26 |
| 40 - 44 | 72,739 | 55,264 | 53,281 | 1,983 | 724 | 1,259 | 17,455 | 15,766 | 62 | 918 | 176 | 533 | 20 |
| 45 - 49 | 80,301 | 57,832 | 56,191 | 1,641 | 478 | 1,163 | 22,443 | 19,778 | 54 | 1,629 | 446 | 536 | 26 |
| 50 - 54 | 68,076 | 46,525 | 45,576 | 949 | 180 | 769 | 21,532 | 17,613 | 59 | 1,934 | 1,469 | 457 | 19 |
| 55 - 59 | 54,757 | 33,750 | 33,248 | 502 | 60 | 442 | 20,989 | 14,228 | 43 | 2,057 | 4,253 | 408 | 18 |
| 60 - 64 | 39,206 | 10,904 | 10,749 | 155 | 5 | 150 | 28,283 | 9,751 | 43 | 987 | 17,236 | 266 | 19 |
| 65 - 69 | 21,274 | 3,104 | 3,073 | 31 | 4 | 27 | 18,168 | 5,291 | 24 | 625 | 12,085 | 143 | 2 |
| 70 - 74 | 13,139 | 1,287 | 1,283 | 4 | - | 4 | 11,846 | 2,861 | 15 | 432 | 8,416 | 122 | 6 |
| 75+ | 13,016 | 812 | 809 | 3 | - | 3 | 12,199 | 2,321 | 10 | 644 | 9,056 | 168 | 5 |

Male

| | | | | | | | | | | | | | |
|-------------|---------|---------|---------|-------|-----|-------|--------|-----|-----|-------|--------|-------|----|
| Total (16+) | 289,238 | 237,148 | 233,692 | 3,456 | 381 | 3,075 | 51,992 | 104 | 196 | 6,752 | 43,520 | 1,420 | 98 |
| 16 - 19 | 388 | 315 | 280 | 35 | 24 | 11 | 73 | - | 63 | 4 | - | 6 | - |
| 20 - 24 | 5,016 | 4,910 | 4,706 | 204 | 87 | 117 | 104 | 1 | 34 | 27 | - | 42 | 2 |
| 25 - 29 | 16,834 | 16,630 | 16,256 | 374 | 89 | 285 | 194 | 3 | 24 | 84 | 3 | 80 | 10 |
| 30 - 34 | 33,190 | 32,818 | 32,321 | 497 | 64 | 433 | 360 | 6 | 21 | 200 | 2 | 131 | 12 |
| 35 - 39 | 33,273 | 32,811 | 32,399 | 412 | 37 | 375 | 453 | 6 | 10 | 302 | 11 | 124 | 9 |
| 40 - 44 | 36,216 | 35,494 | 35,045 | 449 | 27 | 422 | 713 | 2 | 9 | 534 | 46 | 122 | 9 |
| 45 - 49 | 41,275 | 39,892 | 39,341 | 551 | 29 | 522 | 1,371 | 8 | 7 | 1,051 | 149 | 156 | 12 |
| 50 - 54 | 36,623 | 34,239 | 33,781 | 458 | 13 | 445 | 2,375 | 11 | 3 | 1,320 | 847 | 194 | 9 |
| 55 - 59 | 31,210 | 26,539 | 26,216 | 323 | 10 | 313 | 4,663 | 9 | 3 | 1,479 | 2,955 | 217 | 8 |
| 60 - 64 | 23,656 | 8,941 | 8,817 | 124 | - | 124 | 14,700 | 8 | 7 | 664 | 13,863 | 158 | 15 |
| 65 - 69 | 13,354 | 2,672 | 2,650 | 22 | 1 | 21 | 10,680 | 17 | 5 | 421 | 10,170 | 67 | 2 |
| 70 - 74 | 8,720 | 1,132 | 1,128 | 4 | - | 4 | 7,583 | 10 | 6 | 288 | 7,223 | 56 | 5 |
| 75+ | 9,483 | 755 | 752 | 3 | - | 3 | 8,723 | 23 | 4 | 378 | 8,251 | 67 | 5 |

Female

| | | | | | | | | | | | | | |
|-------------|---------|---------|---------|--------|-------|-------|---------|---------|-----|-------|-------|-------|-----|
| Total (16+) | 288,913 | 129,760 | 118,038 | 11,722 | 5,806 | 5,916 | 158,991 | 140,888 | 934 | 3,639 | 9,913 | 3,617 | 162 |
| 16 - 19 | 3,155 | 834 | 444 | 390 | 263 | 127 | 2,320 | 2,075 | 108 | 10 | - | 127 | 1 |
| 20 - 24 | 15,785 | 7,275 | 5,667 | 1,608 | 958 | 650 | 8,500 | 7,794 | 266 | 45 | - | 395 | 10 |
| 25 - 29 | 29,789 | 17,183 | 15,139 | 2,044 | 1,059 | 985 | 12,560 | 11,804 | 137 | 70 | 59 | 490 | 46 |
| 30 - 34 | 41,629 | 23,873 | 21,375 | 2,498 | 1,254 | 1,244 | 17,718 | 16,754 | 100 | 178 | 113 | 573 | 38 |
| 35 - 39 | 36,584 | 20,781 | 18,933 | 1,848 | 901 | 947 | 15,786 | 14,940 | 57 | 245 | 108 | 436 | 17 |
| 40 - 44 | 36,523 | 19,770 | 18,236 | 1,534 | 697 | 837 | 16,742 | 15,764 | 53 | 384 | 130 | 411 | 11 |
| 45 - 49 | 39,026 | 17,940 | 16,850 | 1,090 | 449 | 641 | 21,072 | 19,770 | 47 | 578 | 297 | 380 | 14 |
| 50 - 54 | 31,453 | 12,286 | 11,795 | 491 | 167 | 324 | 19,157 | 17,602 | 56 | 614 | 622 | 263 | 10 |
| 55 - 59 | 23,547 | 7,211 | 7,032 | 179 | 50 | 129 | 16,326 | 14,219 | 40 | 578 | 1,298 | 191 | 10 |
| 60 - 64 | 15,550 | 1,963 | 1,932 | 31 | 5 | 26 | 13,583 | 9,743 | 36 | 323 | 3,373 | 108 | 4 |
| 65 - 69 | 7,920 | 432 | 423 | 9 | 3 | 6 | 7,488 | 5,274 | 19 | 204 | 1,915 | 76 | - |
| 70 - 74 | 4,419 | 155 | 155 | - | - | - | 4,263 | 2,851 | 9 | 144 | 1,193 | 66 | 1 |
| 75+ | 3,533 | 57 | 57 | - | - | - | 3,476 | 2,298 | 6 | 266 | 805 | 101 | - |

Table CA2 - Resident population 16 years of age and over by current activity status, marital status, age and sex

| Country, Island, Marital status, Age (in years) and Sex | Total | Current activity status | | | | | | | | | | | |
|--|-------|-------------------------|----------|------------|----------------------|------------------|----------------------|--------------------------|---------|-----------------|-----------------|-----------------------------|---------------|
| | | Currently active | | | | | Not currently active | | | | | | Not stated |
| | | Total | Employed | Unemployed | | | Total | House- hold duties | Studies | Disabi- lity | Retire- ment | Other & Not Stated | |
| | | | | Total | First job seekers | Worked before | | | | | | | |

REPUBLIC OF MAURITIUS
Widowed, divorced,
separated

Both sexes

| | | | | | | | | | | | | | |
|-------------|---------|--------|--------|-------|-----|-------|--------|--------|-----|-------|--------|-------|-----|
| Total (16+) | 124,720 | 47,910 | 44,418 | 3,492 | 989 | 2,503 | 76,079 | 41,620 | 253 | 7,730 | 24,208 | 2,268 | 731 |
| 16 - 19 | 450 | 198 | 113 | 85 | 68 | 17 | 252 | 163 | 37 | 9 | - | 43 | - |
| 20 - 24 | 1,964 | 1,394 | 1,090 | 304 | 152 | 152 | 570 | 435 | 24 | 32 | - | 79 | - |
| 25 - 29 | 3,833 | 3,122 | 2,669 | 453 | 185 | 268 | 709 | 519 | 16 | 65 | 8 | 101 | 2 |
| 30 - 34 | 6,056 | 5,081 | 4,552 | 529 | 158 | 371 | 971 | 680 | 6 | 158 | 9 | 118 | 4 |
| 35 - 39 | 6,515 | 5,453 | 5,035 | 418 | 120 | 298 | 1,058 | 676 | 8 | 234 | 17 | 123 | 4 |
| 40 - 44 | 8,196 | 6,728 | 6,251 | 477 | 102 | 375 | 1,462 | 945 | 4 | 360 | 27 | 126 | 6 |
| 45 - 49 | 10,842 | 7,914 | 7,409 | 505 | 91 | 414 | 2,919 | 2,004 | 6 | 633 | 122 | 154 | 9 |
| 50 - 54 | 11,811 | 7,151 | 6,768 | 383 | 57 | 326 | 4,654 | 3,225 | 8 | 795 | 465 | 161 | 6 |
| 55 - 59 | 13,229 | 6,086 | 5,855 | 231 | 30 | 201 | 7,132 | 4,881 | 9 | 874 | 1,212 | 156 | 11 |
| 60 - 64 | 14,419 | 2,683 | 2,614 | 69 | 15 | 54 | 11,725 | 6,133 | 26 | 650 | 4,758 | 158 | 11 |
| 65 - 69 | 12,362 | 1,060 | 1,040 | 20 | 2 | 18 | 11,156 | 5,868 | 21 | 610 | 4,508 | 149 | 146 |
| 70 - 74 | 11,213 | 579 | 570 | 9 | 2 | 7 | 10,459 | 5,264 | 28 | 680 | 4,263 | 224 | 175 |
| 75+ | 23,830 | 461 | 452 | 9 | 7 | 2 | 23,012 | 10,827 | 60 | 2,630 | 8,819 | 676 | 357 |

Male

| | | | | | | | | | | | | | |
|-------------|--------|--------|--------|-----|----|-----|--------|----|----|-------|-------|-----|-----|
| Total (16+) | 28,118 | 17,292 | 16,423 | 869 | 98 | 771 | 10,506 | 77 | 28 | 1,791 | 8,184 | 426 | 320 |
| 16 - 19 | 23 | 20 | 16 | 4 | 4 | - | 3 | - | 2 | - | - | 1 | - |
| 20 - 24 | 309 | 292 | 269 | 23 | 10 | 13 | 17 | 1 | 3 | 3 | - | 10 | - |
| 25 - 29 | 1,118 | 1,062 | 973 | 89 | 25 | 64 | 55 | 1 | 2 | 23 | - | 29 | 1 |
| 30 - 34 | 2,202 | 2,090 | 1,951 | 139 | 17 | 122 | 110 | 1 | 1 | 63 | 2 | 43 | 2 |
| 35 - 39 | 2,550 | 2,367 | 2,250 | 117 | 12 | 105 | 181 | 2 | 2 | 119 | 5 | 53 | 2 |
| 40 - 44 | 3,046 | 2,801 | 2,651 | 150 | 11 | 139 | 240 | 4 | 2 | 180 | 5 | 49 | 5 |
| 45 - 49 | 3,331 | 2,944 | 2,789 | 155 | 11 | 144 | 384 | 6 | - | 295 | 36 | 47 | 3 |
| 50 - 54 | 2,928 | 2,448 | 2,346 | 102 | 6 | 96 | 479 | 5 | 3 | 304 | 118 | 49 | 1 |
| 55 - 59 | 2,459 | 1,832 | 1,773 | 59 | 1 | 58 | 621 | 7 | 1 | 261 | 314 | 38 | 6 |
| 60 - 64 | 2,171 | 701 | 680 | 21 | 1 | 20 | 1,462 | 10 | 2 | 120 | 1,294 | 36 | 8 |
| 65 - 69 | 1,809 | 312 | 304 | 8 | - | 8 | 1,423 | 6 | - | 77 | 1,322 | 18 | 74 |
| 70 - 74 | 1,854 | 204 | 203 | 1 | - | 1 | 1,556 | 7 | 1 | 84 | 1,445 | 19 | 94 |
| 75+ | 4,318 | 219 | 218 | 1 | - | 1 | 3,975 | 27 | 9 | 262 | 3,643 | 34 | 124 |

Female

| | | | | | | | | | | | | | |
|-------------|--------|--------|--------|-------|-----|-------|--------|--------|-----|-------|--------|-------|-----|
| Total (16+) | 96,602 | 30,618 | 27,995 | 2,623 | 891 | 1,732 | 65,573 | 41,543 | 225 | 5,939 | 16,024 | 1,842 | 411 |
| 16 - 19 | 427 | 178 | 97 | 81 | 64 | 17 | 249 | 163 | 35 | 9 | - | 42 | - |
| 20 - 24 | 1,655 | 1,102 | 821 | 281 | 142 | 139 | 553 | 434 | 21 | 29 | - | 69 | - |
| 25 - 29 | 2,715 | 2,060 | 1,696 | 364 | 160 | 204 | 654 | 518 | 14 | 42 | 8 | 72 | 1 |
| 30 - 34 | 3,854 | 2,991 | 2,601 | 390 | 141 | 249 | 861 | 679 | 5 | 95 | 7 | 75 | 2 |
| 35 - 39 | 3,965 | 3,086 | 2,785 | 301 | 108 | 193 | 877 | 674 | 6 | 115 | 12 | 70 | 2 |
| 40 - 44 | 5,150 | 3,927 | 3,600 | 327 | 91 | 236 | 1,222 | 941 | 2 | 180 | 22 | 77 | 1 |
| 45 - 49 | 7,511 | 4,970 | 4,620 | 350 | 80 | 270 | 2,535 | 1,998 | 6 | 338 | 86 | 107 | 6 |
| 50 - 54 | 8,883 | 4,703 | 4,422 | 281 | 51 | 230 | 4,175 | 3,220 | 5 | 491 | 347 | 112 | 5 |
| 55 - 59 | 10,770 | 4,254 | 4,082 | 172 | 29 | 143 | 6,511 | 4,874 | 8 | 613 | 898 | 118 | 5 |
| 60 - 64 | 12,248 | 1,982 | 1,934 | 48 | 14 | 34 | 10,263 | 6,123 | 24 | 530 | 3,464 | 122 | 3 |
| 65 - 69 | 10,553 | 748 | 736 | 12 | 2 | 10 | 9,733 | 5,862 | 21 | 533 | 3,186 | 131 | 72 |
| 70 - 74 | 9,359 | 375 | 367 | 8 | 2 | 6 | 8,903 | 5,257 | 27 | 596 | 2,818 | 205 | 81 |
| 75+ | 19,512 | 242 | 234 | 8 | 7 | 1 | 19,037 | 10,800 | 51 | 2,368 | 5,176 | 642 | 233 |

Table CA2 - Resident population 16 years of age and over by current activity status, marital status, age and sex

| Country, Island, Marital status, Age (in years) and Sex | Total | Current activity status | | | | | | | | | | | |
|--|-------|-------------------------|----------|------------|----------------------|------------------|----------------------|--------------------------|---------|-----------------|-----------------|---------------|-----------------------------|
| | | Currently active | | | | | Not currently active | | | | | Not stated | |
| | | Total | Employed | Unemployed | | | Total | House- hold duties | Studies | Disabi- lity | Retire- ment | | Other & Not Stated |
| | | | | Total | First job seekers | Worked before | | | | | | | |

REPUBLIC OF MAURITIUS

Not stated

Both sexes

| | | | | | | | | | | | | | |
|-------------|-------|-------|-------|----|----|----|-------|-----|----|----|----|-------|-------|
| Total (16+) | 6,469 | 1,402 | 1,344 | 58 | 45 | 13 | 1,583 | 105 | 33 | 77 | 41 | 1,327 | 3,484 |
| 16 - 19 | 146 | 7 | 5 | 2 | 2 | - | 42 | 4 | 12 | 1 | - | 25 | 97 |
| 20 - 24 | 796 | 178 | 146 | 32 | 31 | 1 | 214 | 17 | 18 | 7 | - | 172 | 404 |
| 25 - 29 | 1,075 | 329 | 320 | 9 | 4 | 5 | 268 | 8 | 3 | 4 | - | 253 | 478 |
| 30 - 34 | 1,182 | 302 | 298 | 4 | 2 | 2 | 334 | 10 | - | 2 | - | 322 | 546 |
| 35 - 39 | 813 | 258 | 252 | 6 | 2 | 4 | 195 | 2 | - | 4 | - | 189 | 360 |
| 40 - 44 | 675 | 209 | 206 | 3 | 2 | 1 | 154 | 4 | - | 6 | 1 | 143 | 312 |
| 45 - 49 | 579 | 67 | 65 | 2 | 2 | - | 139 | 8 | - | 17 | - | 114 | 373 |
| 50 - 54 | 438 | 25 | 25 | - | - | - | 75 | 5 | - | 8 | 3 | 59 | 338 |
| 55 - 59 | 350 | 14 | 14 | - | - | - | 56 | 9 | - | 9 | 3 | 35 | 280 |
| 60 - 64 | 284 | 8 | 8 | - | - | - | 40 | 10 | - | 6 | 11 | 13 | 236 |
| 65 - 69 | 79 | 3 | 3 | - | - | - | 29 | 15 | - | 5 | 8 | 1 | 47 |
| 70 - 74 | 13 | 1 | 1 | - | - | - | 7 | 2 | - | 1 | 4 | - | 5 |
| 75+ | 39 | 1 | 1 | - | - | - | 30 | 11 | - | 7 | 11 | 1 | 8 |

Male

| | | | | | | | | | | | | | |
|-------------|-------|-----|-----|----|----|---|-------|---|----|----|----|-------|-------|
| Total (16+) | 4,411 | 595 | 569 | 26 | 19 | 7 | 1,396 | 1 | 20 | 48 | 16 | 1,311 | 2,420 |
| 16 - 19 | 90 | 3 | 3 | - | - | - | 30 | - | 5 | 1 | - | 24 | 57 |
| 20 - 24 | 577 | 100 | 84 | 16 | 16 | - | 185 | 1 | 15 | 2 | - | 167 | 292 |
| 25 - 29 | 763 | 149 | 148 | 1 | - | 1 | 252 | - | - | 3 | - | 249 | 362 |
| 30 - 34 | 873 | 119 | 117 | 2 | 1 | 1 | 321 | - | - | 1 | - | 320 | 433 |
| 35 - 39 | 536 | 84 | 79 | 5 | 1 | 4 | 189 | - | - | 1 | - | 188 | 263 |
| 40 - 44 | 437 | 70 | 68 | 2 | 1 | 1 | 147 | - | - | 4 | - | 143 | 220 |
| 45 - 49 | 426 | 40 | 40 | - | - | - | 127 | - | - | 13 | - | 114 | 259 |
| 50 - 54 | 304 | 17 | 17 | - | - | - | 66 | - | - | 7 | 1 | 58 | 221 |
| 55 - 59 | 225 | 9 | 9 | - | - | - | 44 | - | - | 8 | 1 | 35 | 172 |
| 60 - 64 | 138 | 2 | 2 | - | - | - | 19 | - | - | 3 | 5 | 11 | 117 |
| 65 - 69 | 26 | - | - | - | - | - | 6 | - | - | 2 | 3 | 1 | 20 |
| 70 - 74 | 6 | 1 | 1 | - | - | - | 2 | - | - | 1 | 1 | - | 3 |
| 75+ | 10 | 1 | 1 | - | - | - | 8 | - | - | 2 | 5 | 1 | 1 |

Female

| | | | | | | | | | | | | | |
|-------------|-------|-----|-----|----|----|---|-----|-----|----|----|----|----|-------|
| Total (16+) | 2,058 | 807 | 775 | 32 | 26 | 6 | 187 | 104 | 13 | 29 | 25 | 16 | 1,064 |
| 16 - 19 | 56 | 4 | 2 | 2 | 2 | - | 12 | 4 | 7 | - | - | 1 | 40 |
| 20 - 24 | 219 | 78 | 62 | 16 | 15 | 1 | 29 | 16 | 3 | 5 | - | 5 | 112 |
| 25 - 29 | 312 | 180 | 172 | 8 | 4 | 4 | 16 | 8 | 3 | 1 | - | 4 | 116 |
| 30 - 34 | 309 | 183 | 181 | 2 | 1 | 1 | 13 | 10 | - | 1 | - | 2 | 113 |
| 35 - 39 | 277 | 174 | 173 | 1 | 1 | - | 6 | 2 | - | 3 | - | 1 | 97 |
| 40 - 44 | 238 | 139 | 138 | 1 | 1 | - | 7 | 4 | - | 2 | 1 | - | 92 |
| 45 - 49 | 153 | 27 | 25 | 2 | 2 | - | 12 | 8 | - | 4 | - | - | 114 |
| 50 - 54 | 134 | 8 | 8 | - | - | - | 9 | 5 | - | 1 | 2 | 1 | 117 |
| 55 - 59 | 125 | 5 | 5 | - | - | - | 12 | 9 | - | 1 | 2 | - | 108 |
| 60 - 64 | 146 | 6 | 6 | - | - | - | 21 | 10 | - | 3 | 6 | 2 | 119 |
| 65 - 69 | 53 | 3 | 3 | - | - | - | 23 | 15 | - | 3 | 5 | - | 27 |
| 70 - 74 | 7 | - | - | - | - | - | 5 | 2 | - | - | 3 | - | 2 |
| 75+ | 29 | - | - | - | - | - | 22 | 11 | - | 5 | 6 | - | 7 |

Table CA2 - Resident population 16 years of age and over by current activity status, marital status, age and sex

| Country, Island, Marital status, Age (in years) and Sex | Total | Current activity status | | | | | | | | | | | |
|--|-------|-------------------------|----------|------------|----------------------|------------------|----------------------|--------------------------|---------|-----------------|-----------------|---------------|-----------------------------|
| | | Currently active | | | | | Not currently active | | | | | Not stated | |
| | | Total | Employed | Unemployed | | | Total | House- hold duties | Studies | Disabi- lity | Retire- ment | | Other & Not Stated |
| | | | | Total | First job seekers | Worked before | | | | | | | |

ISLAND OF MAURITIUS

All marital states

Both sexes

| | | | | | | | | | | | | | |
|-------------|---------|---------|---------|--------|--------|--------|---------|---------|--------|--------|--------|--------|-------|
| Total (16+) | 933,346 | 546,915 | 506,783 | 40,132 | 23,753 | 16,379 | 381,688 | 187,921 | 73,116 | 27,205 | 79,757 | 13,689 | 4,743 |
| 16 - 19 | 78,927 | 17,605 | 10,231 | 7,374 | 6,641 | 733 | 61,107 | 3,749 | 54,264 | 603 | - | 2,491 | 215 |
| 20 - 24 | 89,719 | 60,091 | 48,566 | 11,525 | 8,906 | 2,619 | 29,111 | 9,228 | 16,629 | 959 | - | 2,295 | 517 |
| 25 - 29 | 87,746 | 71,018 | 65,465 | 5,553 | 3,052 | 2,501 | 16,177 | 12,401 | 1,303 | 1,083 | 72 | 1,318 | 551 |
| 30 - 34 | 100,036 | 78,696 | 73,975 | 4,721 | 2,033 | 2,688 | 20,731 | 17,401 | 282 | 1,535 | 131 | 1,382 | 609 |
| 35 - 39 | 85,037 | 66,124 | 62,970 | 3,154 | 1,216 | 1,938 | 18,524 | 15,562 | 105 | 1,736 | 143 | 978 | 389 |
| 40 - 44 | 86,885 | 66,240 | 63,484 | 2,756 | 888 | 1,868 | 20,305 | 16,794 | 82 | 2,292 | 221 | 916 | 340 |
| 45 - 49 | 97,019 | 69,300 | 66,859 | 2,441 | 623 | 1,818 | 27,301 | 22,138 | 70 | 3,538 | 623 | 932 | 418 |
| 50 - 54 | 84,186 | 55,770 | 54,277 | 1,493 | 256 | 1,237 | 28,059 | 21,397 | 73 | 3,755 | 2,063 | 771 | 357 |
| 55 - 59 | 71,491 | 41,138 | 40,339 | 799 | 101 | 698 | 30,041 | 19,871 | 57 | 3,726 | 5,707 | 680 | 312 |
| 60 - 64 | 56,151 | 13,861 | 13,623 | 238 | 23 | 215 | 42,019 | 16,585 | 76 | 2,066 | 22,818 | 474 | 271 |
| 65 - 69 | 34,381 | 4,071 | 4,017 | 54 | 6 | 48 | 30,114 | 11,349 | 50 | 1,435 | 16,994 | 286 | 196 |
| 70 - 74 | 24,522 | 1,776 | 1,763 | 13 | 2 | 11 | 22,559 | 8,149 | 46 | 1,178 | 12,845 | 341 | 187 |
| 75+ | 37,246 | 1,225 | 1,214 | 11 | 6 | 5 | 35,640 | 13,297 | 79 | 3,299 | 18,140 | 825 | 381 |

Male

| | | | | | | | | | | | | | |
|-------------|---------|---------|---------|--------|--------|-------|---------|-----|--------|--------|--------|-------|-------|
| Total (16+) | 458,289 | 345,788 | 327,546 | 18,242 | 10,742 | 7,500 | 109,542 | 432 | 35,995 | 14,139 | 52,369 | 6,607 | 2,959 |
| 16 - 19 | 39,678 | 11,030 | 6,857 | 4,173 | 3,810 | 363 | 28,546 | 108 | 26,720 | 358 | - | 1,360 | 102 |
| 20 - 24 | 45,433 | 34,927 | 29,112 | 5,815 | 4,590 | 1,225 | 10,147 | 36 | 8,345 | 570 | - | 1,196 | 359 |
| 25 - 29 | 44,037 | 41,559 | 39,042 | 2,517 | 1,370 | 1,147 | 2,098 | 18 | 689 | 667 | 4 | 720 | 380 |
| 30 - 34 | 50,524 | 48,232 | 46,542 | 1,690 | 562 | 1,128 | 1,842 | 17 | 120 | 940 | 8 | 757 | 450 |
| 35 - 39 | 42,879 | 40,969 | 40,022 | 947 | 187 | 760 | 1,640 | 19 | 30 | 1,062 | 19 | 510 | 270 |
| 40 - 44 | 43,929 | 41,783 | 40,917 | 866 | 100 | 766 | 1,913 | 16 | 17 | 1,404 | 62 | 414 | 233 |
| 45 - 49 | 48,658 | 45,541 | 44,604 | 937 | 76 | 861 | 2,839 | 36 | 13 | 2,142 | 214 | 434 | 278 |
| 50 - 54 | 41,896 | 37,988 | 37,307 | 681 | 32 | 649 | 3,681 | 30 | 10 | 2,215 | 1,047 | 379 | 227 |
| 55 - 59 | 34,923 | 28,892 | 28,470 | 422 | 13 | 409 | 5,846 | 26 | 7 | 2,116 | 3,362 | 335 | 185 |
| 60 - 64 | 26,528 | 9,699 | 9,547 | 152 | 2 | 150 | 16,685 | 27 | 14 | 977 | 15,446 | 221 | 144 |
| 65 - 69 | 15,357 | 2,937 | 2,904 | 33 | - | 33 | 12,323 | 25 | 6 | 589 | 11,612 | 91 | 97 |
| 70 - 74 | 10,590 | 1,279 | 1,274 | 5 | - | 5 | 9,208 | 22 | 8 | 419 | 8,685 | 74 | 103 |
| 75+ | 13,857 | 952 | 948 | 4 | - | 4 | 12,774 | 52 | 16 | 680 | 11,910 | 116 | 131 |

Female

| | | | | | | | | | | | | | |
|-------------|---------|---------|---------|--------|--------|-------|---------|---------|--------|--------|--------|-------|-------|
| Total (16+) | 475,057 | 201,127 | 179,237 | 21,890 | 13,011 | 8,879 | 272,146 | 187,489 | 37,121 | 13,066 | 27,388 | 7,082 | 1,784 |
| 16 - 19 | 39,249 | 6,575 | 3,374 | 3,201 | 2,831 | 370 | 32,561 | 3,641 | 27,544 | 245 | - | 1,131 | 113 |
| 20 - 24 | 44,286 | 25,164 | 19,454 | 5,710 | 4,316 | 1,394 | 18,964 | 9,192 | 8,284 | 389 | - | 1,099 | 158 |
| 25 - 29 | 43,709 | 29,459 | 26,423 | 3,036 | 1,682 | 1,354 | 14,079 | 12,383 | 614 | 416 | 68 | 598 | 171 |
| 30 - 34 | 49,512 | 30,464 | 27,433 | 3,031 | 1,471 | 1,560 | 18,889 | 17,384 | 162 | 595 | 123 | 625 | 159 |
| 35 - 39 | 42,158 | 25,155 | 22,948 | 2,207 | 1,029 | 1,178 | 16,884 | 15,543 | 75 | 674 | 124 | 468 | 119 |
| 40 - 44 | 42,956 | 24,457 | 22,567 | 1,890 | 788 | 1,102 | 18,392 | 16,778 | 65 | 888 | 159 | 502 | 107 |
| 45 - 49 | 48,361 | 23,759 | 22,255 | 1,504 | 547 | 957 | 24,462 | 22,102 | 57 | 1,396 | 409 | 498 | 140 |
| 50 - 54 | 42,290 | 17,782 | 16,970 | 812 | 224 | 588 | 24,378 | 21,367 | 63 | 1,540 | 1,016 | 392 | 130 |
| 55 - 59 | 36,568 | 12,246 | 11,869 | 377 | 88 | 289 | 24,195 | 19,845 | 50 | 1,610 | 2,345 | 345 | 127 |
| 60 - 64 | 29,623 | 4,162 | 4,076 | 86 | 21 | 65 | 25,334 | 16,558 | 62 | 1,089 | 7,372 | 253 | 127 |
| 65 - 69 | 19,024 | 1,134 | 1,113 | 21 | 6 | 15 | 17,791 | 11,324 | 44 | 846 | 5,382 | 195 | 99 |
| 70 - 74 | 13,932 | 497 | 489 | 8 | 2 | 6 | 13,351 | 8,127 | 38 | 759 | 4,160 | 267 | 84 |
| 75+ | 23,389 | 273 | 266 | 7 | 6 | 1 | 22,866 | 13,245 | 63 | 2,619 | 6,230 | 709 | 250 |

Table CA2 - Resident population 16 years of age and over by current activity status, marital status, age and sex

| Country, Island, Marital status, Age (in years) and Sex | Total | Current activity status | | | | | | | | | | | |
|--|-------|-------------------------|----------|------------|----------------------|------------------|----------------------|--------------------------|---------|-----------------|-----------------|---------------|-----------------------------|
| | | Currently active | | | | | Not currently active | | | | | Not stated | |
| | | Total | Employed | Unemployed | | | Total | House- hold duties | Studies | Disabi- lity | Retire- ment | | Other & Not Stated |
| | | | | Total | First job seekers | Worked before | | | | | | | |

ISLAND OF MAURITIUS
Single

Both sexes

| | | | | | | | | | | | | | |
|-------------|---------|---------|---------|--------|--------|-------|---------|-------|--------|-------|-------|-------|-----|
| Total (16+) | 245,067 | 144,289 | 121,836 | 22,453 | 17,107 | 5,346 | 100,370 | 9,413 | 71,749 | 9,777 | 3,573 | 5,858 | 408 |
| 16 - 19 | 75,093 | 16,362 | 9,442 | 6,920 | 6,335 | 585 | 58,609 | 1,622 | 54,072 | 581 | - | 2,334 | 122 |
| 20 - 24 | 67,293 | 47,048 | 37,465 | 9,583 | 7,829 | 1,754 | 20,104 | 1,249 | 16,296 | 857 | - | 1,702 | 141 |
| 25 - 29 | 38,396 | 35,371 | 32,458 | 2,913 | 1,840 | 1,073 | 2,995 | 466 | 1,126 | 878 | 3 | 522 | 30 |
| 30 - 34 | 20,828 | 18,837 | 17,449 | 1,388 | 651 | 737 | 1,970 | 412 | 157 | 1,032 | 8 | 361 | 21 |
| 35 - 39 | 10,314 | 8,772 | 8,160 | 612 | 219 | 393 | 1,531 | 319 | 32 | 989 | 7 | 184 | 11 |
| 40 - 44 | 7,575 | 5,867 | 5,467 | 400 | 112 | 288 | 1,692 | 439 | 17 | 1,053 | 18 | 165 | 16 |
| 45 - 49 | 7,449 | 5,110 | 4,772 | 338 | 71 | 267 | 2,322 | 754 | 11 | 1,322 | 59 | 176 | 17 |
| 50 - 54 | 5,916 | 3,580 | 3,389 | 191 | 31 | 160 | 2,331 | 971 | 8 | 1,071 | 152 | 129 | 5 |
| 55 - 59 | 4,678 | 2,279 | 2,200 | 79 | 14 | 65 | 2,389 | 1,111 | 5 | 847 | 325 | 101 | 10 |
| 60 - 64 | 3,400 | 714 | 692 | 22 | 4 | 18 | 2,675 | 970 | 8 | 475 | 1,160 | 62 | 11 |
| 65 - 69 | 1,697 | 201 | 195 | 6 | 1 | 5 | 1,491 | 462 | 5 | 275 | 727 | 22 | 5 |
| 70 - 74 | 991 | 82 | 81 | 1 | - | 1 | 906 | 238 | 3 | 166 | 470 | 29 | 3 |
| 75+ | 1,437 | 66 | 66 | - | - | - | 1,355 | 400 | 9 | 231 | 644 | 71 | 16 |

Male

| | | | | | | | | | | | | | |
|-------------|---------|--------|--------|--------|--------|-------|--------|-----|--------|-------|-------|-------|-----|
| Total (16+) | 145,808 | 98,360 | 84,205 | 14,155 | 10,303 | 3,852 | 47,219 | 259 | 35,761 | 5,782 | 1,879 | 3,538 | 229 |
| 16 - 19 | 39,203 | 10,710 | 6,571 | 4,139 | 3,787 | 352 | 28,443 | 108 | 26,652 | 353 | - | 1,330 | 50 |
| 20 - 24 | 39,822 | 29,877 | 24,274 | 5,603 | 4,494 | 1,109 | 9,852 | 34 | 8,296 | 540 | - | 982 | 93 |
| 25 - 29 | 26,119 | 24,481 | 22,370 | 2,111 | 1,275 | 836 | 1,621 | 14 | 664 | 564 | 1 | 378 | 17 |
| 30 - 34 | 15,517 | 14,424 | 13,320 | 1,104 | 487 | 617 | 1,080 | 12 | 98 | 693 | 4 | 273 | 13 |
| 35 - 39 | 7,671 | 6,825 | 6,363 | 462 | 143 | 319 | 839 | 11 | 19 | 655 | 3 | 151 | 7 |
| 40 - 44 | 5,300 | 4,452 | 4,153 | 299 | 63 | 236 | 839 | 10 | 7 | 701 | 12 | 109 | 9 |
| 45 - 49 | 4,634 | 3,629 | 3,380 | 249 | 37 | 212 | 994 | 24 | 7 | 811 | 31 | 121 | 11 |
| 50 - 54 | 3,076 | 2,268 | 2,140 | 128 | 13 | 115 | 804 | 14 | 5 | 605 | 96 | 84 | 4 |
| 55 - 59 | 1,796 | 1,170 | 1,126 | 44 | 3 | 41 | 621 | 10 | 3 | 395 | 163 | 50 | 5 |
| 60 - 64 | 1,161 | 317 | 306 | 11 | 1 | 10 | 836 | 9 | 5 | 210 | 590 | 22 | 8 |
| 65 - 69 | 643 | 114 | 110 | 4 | - | 4 | 526 | 3 | 1 | 106 | 406 | 10 | 3 |
| 70 - 74 | 397 | 47 | 46 | 1 | - | 1 | 347 | 5 | 1 | 72 | 263 | 6 | 3 |
| 75+ | 469 | 46 | 46 | - | - | - | 417 | 5 | 3 | 77 | 310 | 22 | 6 |

Female

| | | | | | | | | | | | | | |
|-------------|--------|--------|--------|-------|-------|-------|--------|-------|--------|-------|-------|-------|-----|
| Total (16+) | 99,259 | 45,929 | 37,631 | 8,298 | 6,804 | 1,494 | 53,151 | 9,154 | 35,988 | 3,995 | 1,694 | 2,320 | 179 |
| 16 - 19 | 35,890 | 5,652 | 2,871 | 2,781 | 2,548 | 233 | 30,166 | 1,514 | 27,420 | 228 | - | 1,004 | 72 |
| 20 - 24 | 27,471 | 17,171 | 13,191 | 3,980 | 3,335 | 645 | 10,252 | 1,215 | 8,000 | 317 | - | 720 | 48 |
| 25 - 29 | 12,277 | 10,890 | 10,088 | 802 | 565 | 237 | 1,374 | 452 | 462 | 314 | 2 | 144 | 13 |
| 30 - 34 | 5,311 | 4,413 | 4,129 | 284 | 164 | 120 | 890 | 400 | 59 | 339 | 4 | 88 | 8 |
| 35 - 39 | 2,643 | 1,947 | 1,797 | 150 | 76 | 74 | 692 | 308 | 13 | 334 | 4 | 33 | 4 |
| 40 - 44 | 2,275 | 1,415 | 1,314 | 101 | 49 | 52 | 853 | 429 | 10 | 352 | 6 | 56 | 7 |
| 45 - 49 | 2,815 | 1,481 | 1,392 | 89 | 34 | 55 | 1,328 | 730 | 4 | 511 | 28 | 55 | 6 |
| 50 - 54 | 2,840 | 1,312 | 1,249 | 63 | 18 | 45 | 1,527 | 957 | 3 | 466 | 56 | 45 | 1 |
| 55 - 59 | 2,882 | 1,109 | 1,074 | 35 | 11 | 24 | 1,768 | 1,101 | 2 | 452 | 162 | 51 | 5 |
| 60 - 64 | 2,239 | 397 | 386 | 11 | 3 | 8 | 1,839 | 961 | 3 | 265 | 570 | 40 | 3 |
| 65 - 69 | 1,054 | 87 | 85 | 2 | 1 | 1 | 965 | 459 | 4 | 169 | 321 | 12 | 2 |
| 70 - 74 | 594 | 35 | 35 | - | - | - | 559 | 233 | 2 | 94 | 207 | 23 | - |
| 75+ | 968 | 20 | 20 | - | - | - | 938 | 395 | 6 | 154 | 334 | 49 | 10 |

Table CA2 - Resident population 16 years of age and over by current activity status, marital status, age and sex

| Country, Island, Marital status, Age (in years) and Sex | Total | Current activity status | | | | | | | | | | | |
|--|-------|-------------------------|----------|------------|----------------------|------------------|----------------------|--------------------------|---------|-----------------|-----------------|---------------|-----------------------------|
| | | Currently active | | | | | Not currently active | | | | | Not stated | |
| | | Total | Employed | Unemployed | | | Total | House- hold duties | Studies | Disabi- lity | Retire- ment | | Other & Not Stated |
| | | | | Total | First job seekers | Worked before | | | | | | | |

ISLAND OF MAURITIUS

Married

Both sexes

| | | | | | | | | | | | | | |
|-------------|---------|---------|---------|--------|-------|-------|---------|---------|-------|--------|--------|-------|-----|
| Total (16+) | 562,050 | 355,886 | 341,431 | 14,455 | 5,802 | 8,653 | 205,913 | 137,860 | 1,102 | 10,016 | 52,379 | 4,556 | 251 |
| 16 - 19 | 3,331 | 1,072 | 684 | 388 | 253 | 135 | 2,258 | 1,980 | 160 | 14 | - | 104 | 1 |
| 20 - 24 | 19,956 | 11,634 | 9,969 | 1,665 | 939 | 726 | 8,312 | 7,581 | 292 | 66 | - | 373 | 10 |
| 25 - 29 | 44,879 | 32,507 | 30,247 | 2,260 | 1,070 | 1,190 | 12,317 | 11,479 | 159 | 143 | 61 | 475 | 55 |
| 30 - 34 | 72,441 | 54,819 | 51,972 | 2,847 | 1,246 | 1,601 | 17,572 | 16,368 | 120 | 351 | 115 | 618 | 50 |
| 35 - 39 | 67,837 | 51,973 | 49,812 | 2,161 | 898 | 1,263 | 15,839 | 14,623 | 65 | 524 | 119 | 508 | 25 |
| 40 - 44 | 70,877 | 53,785 | 51,870 | 1,915 | 692 | 1,223 | 17,072 | 15,448 | 61 | 888 | 175 | 500 | 20 |
| 45 - 49 | 78,561 | 56,509 | 54,898 | 1,611 | 467 | 1,144 | 22,028 | 19,435 | 53 | 1,587 | 444 | 509 | 24 |
| 50 - 54 | 66,380 | 45,263 | 44,335 | 928 | 172 | 756 | 21,099 | 17,261 | 58 | 1,898 | 1,448 | 434 | 18 |
| 55 - 59 | 53,546 | 32,926 | 32,432 | 494 | 58 | 436 | 20,603 | 13,963 | 43 | 2,017 | 4,185 | 395 | 17 |
| 60 - 64 | 38,359 | 10,567 | 10,417 | 150 | 4 | 146 | 27,774 | 9,567 | 42 | 959 | 16,953 | 253 | 18 |
| 65 - 69 | 20,606 | 2,902 | 2,872 | 30 | 3 | 27 | 17,702 | 5,140 | 24 | 586 | 11,823 | 129 | 2 |
| 70 - 74 | 12,666 | 1,184 | 1,181 | 3 | - | 3 | 11,476 | 2,755 | 15 | 392 | 8,207 | 107 | 6 |
| 75+ | 12,611 | 745 | 742 | 3 | - | 3 | 11,861 | 2,260 | 10 | 591 | 8,849 | 151 | 5 |

Male

| | | | | | | | | | | | | | |
|-------------|---------|---------|---------|-------|-----|-------|--------|----|-----|-------|--------|-------|----|
| Total (16+) | 281,177 | 230,313 | 227,087 | 3,226 | 331 | 2,895 | 50,773 | 99 | 187 | 6,580 | 42,555 | 1,352 | 91 |
| 16 - 19 | 369 | 299 | 268 | 31 | 20 | 11 | 70 | - | 61 | 4 | - | 5 | - |
| 20 - 24 | 4,777 | 4,681 | 4,506 | 175 | 71 | 104 | 95 | 1 | 31 | 25 | - | 38 | 1 |
| 25 - 29 | 16,122 | 15,937 | 15,611 | 326 | 76 | 250 | 175 | 3 | 23 | 79 | 3 | 67 | 10 |
| 30 - 34 | 32,044 | 31,695 | 31,245 | 450 | 57 | 393 | 337 | 4 | 21 | 186 | 2 | 124 | 12 |
| 35 - 39 | 32,239 | 31,796 | 31,430 | 366 | 31 | 335 | 435 | 6 | 9 | 291 | 11 | 118 | 8 |
| 40 - 44 | 35,275 | 34,576 | 34,153 | 423 | 25 | 398 | 690 | 2 | 8 | 522 | 45 | 113 | 9 |
| 45 - 49 | 40,377 | 39,029 | 38,492 | 537 | 29 | 508 | 1,338 | 6 | 6 | 1,025 | 148 | 153 | 10 |
| 50 - 54 | 35,705 | 33,355 | 32,904 | 451 | 13 | 438 | 2,342 | 11 | 3 | 1,303 | 836 | 189 | 8 |
| 55 - 59 | 30,528 | 25,941 | 25,622 | 319 | 9 | 310 | 4,580 | 9 | 3 | 1,459 | 2,896 | 213 | 7 |
| 60 - 64 | 23,155 | 8,718 | 8,597 | 121 | - | 121 | 14,423 | 8 | 7 | 649 | 13,605 | 154 | 14 |
| 65 - 69 | 12,952 | 2,530 | 2,509 | 21 | - | 21 | 10,420 | 17 | 5 | 411 | 9,924 | 63 | 2 |
| 70 - 74 | 8,429 | 1,055 | 1,052 | 3 | - | 3 | 7,369 | 10 | 6 | 271 | 7,031 | 51 | 5 |
| 75+ | 9,205 | 701 | 698 | 3 | - | 3 | 8,499 | 22 | 4 | 355 | 8,054 | 64 | 5 |

Female

| | | | | | | | | | | | | | |
|-------------|---------|---------|---------|--------|-------|-------|---------|---------|-----|-------|-------|-------|-----|
| Total (16+) | 280,873 | 125,573 | 114,344 | 11,229 | 5,471 | 5,758 | 155,140 | 137,761 | 915 | 3,436 | 9,824 | 3,204 | 160 |
| 16 - 19 | 2,962 | 773 | 416 | 357 | 233 | 124 | 2,188 | 1,980 | 99 | 10 | - | 99 | 1 |
| 20 - 24 | 15,179 | 6,953 | 5,463 | 1,490 | 868 | 622 | 8,217 | 7,580 | 261 | 41 | - | 335 | 9 |
| 25 - 29 | 28,757 | 16,570 | 14,636 | 1,934 | 994 | 940 | 12,142 | 11,476 | 136 | 64 | 58 | 408 | 45 |
| 30 - 34 | 40,397 | 23,124 | 20,727 | 2,397 | 1,189 | 1,208 | 17,235 | 16,364 | 99 | 165 | 113 | 494 | 38 |
| 35 - 39 | 35,598 | 20,177 | 18,382 | 1,795 | 867 | 928 | 15,404 | 14,617 | 56 | 233 | 108 | 390 | 17 |
| 40 - 44 | 35,602 | 19,209 | 17,717 | 1,492 | 667 | 825 | 16,382 | 15,446 | 53 | 366 | 130 | 387 | 11 |
| 45 - 49 | 38,184 | 17,480 | 16,406 | 1,074 | 438 | 636 | 20,690 | 19,429 | 47 | 562 | 296 | 356 | 14 |
| 50 - 54 | 30,675 | 11,908 | 11,431 | 477 | 159 | 318 | 18,757 | 17,250 | 55 | 595 | 612 | 245 | 10 |
| 55 - 59 | 23,018 | 6,985 | 6,810 | 175 | 49 | 126 | 16,023 | 13,954 | 40 | 558 | 1,289 | 182 | 10 |
| 60 - 64 | 15,204 | 1,849 | 1,820 | 29 | 4 | 25 | 13,351 | 9,559 | 35 | 310 | 3,348 | 99 | 4 |
| 65 - 69 | 7,654 | 372 | 363 | 9 | 3 | 6 | 7,282 | 5,123 | 19 | 175 | 1,899 | 66 | - |
| 70 - 74 | 4,237 | 129 | 129 | - | - | - | 4,107 | 2,745 | 9 | 121 | 1,176 | 56 | 1 |
| 75+ | 3,406 | 44 | 44 | - | - | - | 3,362 | 2,238 | 6 | 236 | 795 | 87 | - |

Table CA2 - Resident population 16 years of age and over by current activity status, marital status, age and sex

| Country, Island, Marital status, Age (in years) and Sex | Total | Current activity status | | | | | | | | | | | |
|--|-------|-------------------------|----------|------------|----------------------|------------------|----------------------|--------------------------|---------|-----------------|-----------------|---------------|-----------------------------|
| | | Currently active | | | | | Not currently active | | | | | Not stated | |
| | | Total | Employed | Unemployed | | | Total | House- hold duties | Studies | Disabi- lity | Retire- ment | | Other & Not Stated |
| | | | | Total | First job seekers | Worked before | | | | | | | |

ISLAND OF MAURITIUS

Widowed, divorced,
separated

Both sexes

| | | | | | | | | | | | | | |
|-------------|---------|--------|--------|-------|-----|-------|--------|--------|-----|-------|--------|-------|-----|
| Total (16+) | 119,894 | 45,348 | 42,180 | 3,168 | 801 | 2,367 | 73,826 | 40,546 | 233 | 7,335 | 23,764 | 1,948 | 720 |
| 16 - 19 | 363 | 164 | 100 | 64 | 51 | 13 | 199 | 143 | 21 | 7 | - | 28 | - |
| 20 - 24 | 1,717 | 1,235 | 989 | 246 | 108 | 138 | 482 | 382 | 23 | 29 | - | 48 | - |
| 25 - 29 | 3,411 | 2,812 | 2,440 | 372 | 139 | 233 | 597 | 448 | 15 | 58 | 8 | 68 | 2 |
| 30 - 34 | 5,598 | 4,739 | 4,257 | 482 | 134 | 348 | 855 | 611 | 5 | 150 | 8 | 81 | 4 |
| 35 - 39 | 6,085 | 5,122 | 4,747 | 375 | 97 | 278 | 959 | 618 | 8 | 219 | 17 | 97 | 4 |
| 40 - 44 | 7,773 | 6,381 | 5,943 | 438 | 82 | 356 | 1,387 | 903 | 4 | 345 | 27 | 108 | 5 |
| 45 - 49 | 10,436 | 7,615 | 7,125 | 490 | 83 | 407 | 2,812 | 1,941 | 6 | 612 | 120 | 133 | 9 |
| 50 - 54 | 11,463 | 6,902 | 6,528 | 374 | 53 | 321 | 4,555 | 3,161 | 7 | 778 | 460 | 149 | 6 |
| 55 - 59 | 12,924 | 5,919 | 5,693 | 226 | 29 | 197 | 6,994 | 4,789 | 9 | 853 | 1,194 | 149 | 11 |
| 60 - 64 | 14,113 | 2,572 | 2,506 | 66 | 15 | 51 | 11,530 | 6,038 | 26 | 626 | 4,694 | 146 | 11 |
| 65 - 69 | 12,000 | 965 | 947 | 18 | 2 | 16 | 10,892 | 5,732 | 21 | 569 | 4,436 | 134 | 143 |
| 70 - 74 | 10,852 | 509 | 500 | 9 | 2 | 7 | 10,170 | 5,154 | 28 | 619 | 4,164 | 205 | 173 |
| 75+ | 23,159 | 413 | 405 | 8 | 6 | 2 | 22,394 | 10,626 | 60 | 2,470 | 8,636 | 602 | 352 |

Male

| | | | | | | | | | | | | | |
|-------------|--------|--------|--------|-----|----|-----|--------|----|----|-------|-------|-----|-----|
| Total (16+) | 26,988 | 16,524 | 15,688 | 836 | 90 | 746 | 10,154 | 73 | 27 | 1,729 | 7,919 | 406 | 310 |
| 16 - 19 | 21 | 18 | 15 | 3 | 3 | - | 3 | - | 2 | - | - | 1 | - |
| 20 - 24 | 288 | 273 | 251 | 22 | 10 | 12 | 15 | - | 3 | 3 | - | 9 | - |
| 25 - 29 | 1,043 | 992 | 913 | 79 | 19 | 60 | 50 | 1 | 2 | 21 | - | 26 | 1 |
| 30 - 34 | 2,100 | 1,994 | 1,860 | 134 | 17 | 117 | 104 | 1 | 1 | 60 | 2 | 40 | 2 |
| 35 - 39 | 2,443 | 2,264 | 2,150 | 114 | 12 | 102 | 177 | 2 | 2 | 115 | 5 | 53 | 2 |
| 40 - 44 | 2,926 | 2,685 | 2,543 | 142 | 11 | 131 | 237 | 4 | 2 | 177 | 5 | 49 | 4 |
| 45 - 49 | 3,226 | 2,843 | 2,692 | 151 | 10 | 141 | 380 | 6 | - | 293 | 35 | 46 | 3 |
| 50 - 54 | 2,818 | 2,348 | 2,246 | 102 | 6 | 96 | 469 | 5 | 2 | 300 | 114 | 48 | 1 |
| 55 - 59 | 2,379 | 1,772 | 1,713 | 59 | 1 | 58 | 601 | 7 | 1 | 254 | 302 | 37 | 6 |
| 60 - 64 | 2,077 | 662 | 642 | 20 | 1 | 19 | 1,407 | 10 | 2 | 115 | 1,246 | 34 | 8 |
| 65 - 69 | 1,736 | 293 | 285 | 8 | - | 8 | 1,371 | 5 | - | 70 | 1,279 | 17 | 72 |
| 70 - 74 | 1,758 | 176 | 175 | 1 | - | 1 | 1,490 | 7 | 1 | 75 | 1,390 | 17 | 92 |
| 75+ | 4,173 | 204 | 203 | 1 | - | 1 | 3,850 | 25 | 9 | 246 | 3,541 | 29 | 119 |

Female

| | | | | | | | | | | | | | |
|-------------|--------|--------|--------|-------|-----|-------|--------|--------|-----|-------|--------|-------|-----|
| Total (16+) | 92,906 | 28,824 | 26,492 | 2,332 | 711 | 1,621 | 63,672 | 40,473 | 206 | 5,606 | 15,845 | 1,542 | 410 |
| 16 - 19 | 342 | 146 | 85 | 61 | 48 | 13 | 196 | 143 | 19 | 7 | - | 27 | - |
| 20 - 24 | 1,429 | 962 | 738 | 224 | 98 | 126 | 467 | 382 | 20 | 26 | - | 39 | - |
| 25 - 29 | 2,368 | 1,820 | 1,527 | 293 | 120 | 173 | 547 | 447 | 13 | 37 | 8 | 42 | 1 |
| 30 - 34 | 3,498 | 2,745 | 2,397 | 348 | 117 | 231 | 751 | 610 | 4 | 90 | 6 | 41 | 2 |
| 35 - 39 | 3,642 | 2,858 | 2,597 | 261 | 85 | 176 | 782 | 616 | 6 | 104 | 12 | 44 | 2 |
| 40 - 44 | 4,847 | 3,696 | 3,400 | 296 | 71 | 225 | 1,150 | 899 | 2 | 168 | 22 | 59 | 1 |
| 45 - 49 | 7,210 | 4,772 | 4,433 | 339 | 73 | 266 | 2,432 | 1,935 | 6 | 319 | 85 | 87 | 6 |
| 50 - 54 | 8,645 | 4,554 | 4,282 | 272 | 47 | 225 | 4,086 | 3,156 | 5 | 478 | 346 | 101 | 5 |
| 55 - 59 | 10,545 | 4,147 | 3,980 | 167 | 28 | 139 | 6,393 | 4,782 | 8 | 599 | 892 | 112 | 5 |
| 60 - 64 | 12,036 | 1,910 | 1,864 | 46 | 14 | 32 | 10,123 | 6,028 | 24 | 511 | 3,448 | 112 | 3 |
| 65 - 69 | 10,264 | 672 | 662 | 10 | 2 | 8 | 9,521 | 5,727 | 21 | 499 | 3,157 | 117 | 71 |
| 70 - 74 | 9,094 | 333 | 325 | 8 | 2 | 6 | 8,680 | 5,147 | 27 | 544 | 2,774 | 188 | 81 |
| 75+ | 18,986 | 209 | 202 | 7 | 6 | 1 | 18,544 | 10,601 | 51 | 2,224 | 5,095 | 573 | 233 |

Table CA2 - Resident population 16 years of age and over by current activity status, marital status, age and sex

| Country, Island, Marital status, Age (in years) and Sex | Total | Current activity status | | | | | | | | | | | |
|--|-------|-------------------------|----------|------------|----------------------|------------------|----------------------|--------------------------|---------|-----------------|-----------------|------------|-----------------------------|
| | | Currently active | | | | | Not currently active | | | | | Not stated | |
| | | Total | Employed | Unemployed | | | Total | House- hold duties | Studies | Disabi- lity | Retire- ment | | Other & Not Stated |
| | | | | Total | First job seekers | Worked before | | | | | | | |

ISLAND OF MAURITIUS
Not stated

Both sexes

| | | | | | | | | | | | | | |
|-------------|-------|-------|-------|----|----|----|-------|-----|----|----|----|-------|-------|
| Total (16+) | 6,335 | 1,392 | 1,336 | 56 | 43 | 13 | 1,579 | 102 | 32 | 77 | 41 | 1,327 | 3,364 |
| 16 - 19 | 140 | 7 | 5 | 2 | 2 | - | 41 | 4 | 11 | 1 | - | 25 | 92 |
| 20 - 24 | 753 | 174 | 143 | 31 | 30 | 1 | 213 | 16 | 18 | 7 | - | 172 | 366 |
| 25 - 29 | 1,060 | 328 | 320 | 8 | 3 | 5 | 268 | 8 | 3 | 4 | - | 253 | 464 |
| 30 - 34 | 1,169 | 301 | 297 | 4 | 2 | 2 | 334 | 10 | - | 2 | - | 322 | 534 |
| 35 - 39 | 801 | 257 | 251 | 6 | 2 | 4 | 195 | 2 | - | 4 | - | 189 | 349 |
| 40 - 44 | 660 | 207 | 204 | 3 | 2 | 1 | 154 | 4 | - | 6 | 1 | 143 | 299 |
| 45 - 49 | 573 | 66 | 64 | 2 | 2 | - | 139 | 8 | - | 17 | - | 114 | 368 |
| 50 - 54 | 427 | 25 | 25 | - | - | - | 74 | 4 | - | 8 | 3 | 59 | 328 |
| 55 - 59 | 343 | 14 | 14 | - | - | - | 55 | 8 | - | 9 | 3 | 35 | 274 |
| 60 - 64 | 279 | 8 | 8 | - | - | - | 40 | 10 | - | 6 | 11 | 13 | 231 |
| 65 - 69 | 78 | 3 | 3 | - | - | - | 29 | 15 | - | 5 | 8 | 1 | 46 |
| 70 - 74 | 13 | 1 | 1 | - | - | - | 7 | 2 | - | 1 | 4 | - | 5 |
| 75+ | 39 | 1 | 1 | - | - | - | 30 | 11 | - | 7 | 11 | 1 | 8 |

Male

| | | | | | | | | | | | | | |
|-------------|-------|-----|-----|----|----|---|-------|---|----|----|----|-------|-------|
| Total (16+) | 4,316 | 591 | 566 | 25 | 18 | 7 | 1,396 | 1 | 20 | 48 | 16 | 1,311 | 2,329 |
| 16 - 19 | 85 | 3 | 3 | - | - | - | 30 | - | 5 | 1 | - | 24 | 52 |
| 20 - 24 | 546 | 96 | 81 | 15 | 15 | - | 185 | 1 | 15 | 2 | - | 167 | 265 |
| 25 - 29 | 753 | 149 | 148 | 1 | - | 1 | 252 | - | - | 3 | - | 249 | 352 |
| 30 - 34 | 863 | 119 | 117 | 2 | 1 | 1 | 321 | - | - | 1 | - | 320 | 423 |
| 35 - 39 | 526 | 84 | 79 | 5 | 1 | 4 | 189 | - | - | 1 | - | 188 | 253 |
| 40 - 44 | 428 | 70 | 68 | 2 | 1 | 1 | 147 | - | - | 4 | - | 143 | 211 |
| 45 - 49 | 421 | 40 | 40 | - | - | - | 127 | - | - | 13 | - | 114 | 254 |
| 50 - 54 | 297 | 17 | 17 | - | - | - | 66 | - | - | 7 | 1 | 58 | 214 |
| 55 - 59 | 220 | 9 | 9 | - | - | - | 44 | - | - | 8 | 1 | 35 | 167 |
| 60 - 64 | 135 | 2 | 2 | - | - | - | 19 | - | - | 3 | 5 | 11 | 114 |
| 65 - 69 | 26 | - | - | - | - | - | 6 | - | - | 2 | 3 | 1 | 20 |
| 70 - 74 | 6 | 1 | 1 | - | - | - | 2 | - | - | 1 | 1 | - | 3 |
| 75+ | 10 | 1 | 1 | - | - | - | 8 | - | - | 2 | 5 | 1 | 1 |

Female

| | | | | | | | | | | | | | |
|-------------|-------|-----|-----|----|----|---|-----|-----|----|----|----|----|-------|
| Total (16+) | 2,019 | 801 | 770 | 31 | 25 | 6 | 183 | 101 | 12 | 29 | 25 | 16 | 1,035 |
| 16 - 19 | 55 | 4 | 2 | 2 | 2 | - | 11 | 4 | 6 | - | - | 1 | 40 |
| 20 - 24 | 207 | 78 | 62 | 16 | 15 | 1 | 28 | 15 | 3 | 5 | - | 5 | 101 |
| 25 - 29 | 307 | 179 | 172 | 7 | 3 | 4 | 16 | 8 | 3 | 1 | - | 4 | 112 |
| 30 - 34 | 306 | 182 | 180 | 2 | 1 | 1 | 13 | 10 | - | 1 | - | 2 | 111 |
| 35 - 39 | 275 | 173 | 172 | 1 | 1 | - | 6 | 2 | - | 3 | - | 1 | 96 |
| 40 - 44 | 232 | 137 | 136 | 1 | 1 | - | 7 | 4 | - | 2 | 1 | - | 88 |
| 45 - 49 | 152 | 26 | 24 | 2 | 2 | - | 12 | 8 | - | 4 | - | - | 114 |
| 50 - 54 | 130 | 8 | 8 | - | - | - | 8 | 4 | - | 1 | 2 | 1 | 114 |
| 55 - 59 | 123 | 5 | 5 | - | - | - | 11 | 8 | - | 1 | 2 | - | 107 |
| 60 - 64 | 144 | 6 | 6 | - | - | - | 21 | 10 | - | 3 | 6 | 2 | 117 |
| 65 - 69 | 52 | 3 | 3 | - | - | - | 23 | 15 | - | 3 | 5 | - | 26 |
| 70 - 74 | 7 | - | - | - | - | - | 5 | 2 | - | - | 3 | - | 2 |
| 75+ | 29 | - | - | - | - | - | 22 | 11 | - | 5 | 6 | - | 7 |

Table CA2 - Resident population 16 years of age and over by current activity status, marital status, age and sex

| Country, Island, Marital status, Age (in years) and Sex | Total | Current activity status | | | | | | | | | | | |
|--|-------|-------------------------|----------|------------|----------------------|------------------|----------------------|--------------------------|---------|-----------------|-----------------|-----------------------------|---------------|
| | | Currently active | | | | | Not currently active | | | | | | Not stated |
| | | Total | Employed | Unemployed | | | Total | House- hold duties | Studies | Disabi- lity | Retire- ment | Other & Not Stated | |
| | | | | Total | First job seekers | Worked before | | | | | | | |

ISLAND OF RODRIGUES

All marital states

Both sexes

| | | | | | | | | | | | | | |
|-------------|--------|--------|--------|-------|-------|-----|--------|-------|-------|-------|-------|-------|-----|
| Total (16+) | 27,874 | 17,445 | 15,415 | 2,030 | 1,343 | 687 | 10,261 | 4,435 | 1,980 | 1,105 | 1,543 | 1,198 | 168 |
| 16 - 19 | 2,835 | 695 | 351 | 344 | 307 | 37 | 2,130 | 191 | 1,679 | 34 | - | 226 | 10 |
| 20 - 24 | 2,952 | 2,022 | 1,380 | 642 | 506 | 136 | 885 | 325 | 271 | 59 | - | 230 | 45 |
| 25 - 29 | 3,191 | 2,493 | 2,103 | 390 | 226 | 164 | 672 | 423 | 16 | 66 | 1 | 166 | 26 |
| 30 - 34 | 3,393 | 2,684 | 2,431 | 253 | 134 | 119 | 694 | 477 | 5 | 72 | 1 | 139 | 15 |
| 35 - 39 | 2,760 | 2,188 | 2,020 | 168 | 73 | 95 | 557 | 395 | 3 | 75 | - | 84 | 15 |
| 40 - 44 | 2,501 | 1,974 | 1,855 | 119 | 57 | 62 | 512 | 367 | 1 | 87 | 2 | 55 | 15 |
| 45 - 49 | 2,322 | 1,747 | 1,692 | 55 | 22 | 33 | 568 | 414 | 1 | 98 | 4 | 51 | 7 |
| 50 - 54 | 2,151 | 1,574 | 1,543 | 31 | 12 | 19 | 566 | 425 | 2 | 71 | 27 | 41 | 11 |
| 55 - 59 | 1,563 | 1,011 | 996 | 15 | 3 | 12 | 545 | 361 | - | 74 | 90 | 20 | 7 |
| 60 - 64 | 1,191 | 457 | 449 | 8 | 1 | 7 | 728 | 284 | 1 | 57 | 361 | 25 | 6 |
| 65 - 69 | 1,058 | 304 | 301 | 3 | 1 | 2 | 750 | 291 | - | 84 | 345 | 30 | 4 |
| 70 - 74 | 853 | 176 | 175 | 1 | - | 1 | 675 | 217 | - | 106 | 316 | 36 | 2 |
| 75+ | 1,104 | 120 | 119 | 1 | 1 | - | 979 | 265 | 1 | 222 | 396 | 95 | 5 |

Male

| | | | | | | | | | | | | | |
|-------------|--------|--------|-------|-----|-----|-----|-------|----|-----|-----|-------|-----|-----|
| Total (16+) | 13,599 | 10,425 | 9,524 | 901 | 536 | 365 | 3,044 | 29 | 994 | 436 | 1,265 | 320 | 130 |
| 16 - 19 | 1,401 | 426 | 238 | 188 | 168 | 20 | 966 | 7 | 835 | 17 | - | 107 | 9 |
| 20 - 24 | 1,438 | 1,139 | 849 | 290 | 224 | 66 | 268 | 8 | 144 | 32 | - | 84 | 31 |
| 25 - 29 | 1,552 | 1,442 | 1,267 | 175 | 89 | 86 | 90 | - | 6 | 42 | - | 42 | 20 |
| 30 - 34 | 1,658 | 1,581 | 1,489 | 92 | 33 | 59 | 66 | 4 | 3 | 42 | - | 17 | 11 |
| 35 - 39 | 1,362 | 1,303 | 1,237 | 66 | 11 | 55 | 45 | 2 | 2 | 32 | - | 9 | 14 |
| 40 - 44 | 1,221 | 1,150 | 1,106 | 44 | 6 | 38 | 60 | - | 1 | 45 | 1 | 13 | 11 |
| 45 - 49 | 1,142 | 1,071 | 1,045 | 26 | 3 | 23 | 64 | 4 | 1 | 51 | 2 | 6 | 7 |
| 50 - 54 | 1,100 | 1,032 | 1,024 | 8 | - | 8 | 60 | - | 1 | 32 | 16 | 11 | 8 |
| 55 - 59 | 790 | 671 | 665 | 6 | 1 | 5 | 113 | - | - | 33 | 75 | 5 | 6 |
| 60 - 64 | 615 | 267 | 263 | 4 | - | 4 | 344 | - | - | 22 | 316 | 6 | 4 |
| 65 - 69 | 489 | 166 | 165 | 1 | 1 | 1 | 321 | 1 | - | 17 | 298 | 5 | 2 |
| 70 - 74 | 396 | 106 | 105 | 1 | - | 1 | 288 | - | - | 28 | 253 | 7 | 2 |
| 75+ | 435 | 71 | 71 | - | - | - | 359 | 3 | 1 | 43 | 304 | 8 | 5 |

Female

| | | | | | | | | | | | | | |
|-------------|--------|-------|-------|-------|-----|-----|-------|-------|-----|-----|-----|-----|----|
| Total (16+) | 14,275 | 7,020 | 5,891 | 1,129 | 807 | 322 | 7,217 | 4,406 | 986 | 669 | 278 | 878 | 38 |
| 16 - 19 | 1,434 | 269 | 113 | 156 | 139 | 17 | 1,164 | 184 | 844 | 17 | - | 119 | 1 |
| 20 - 24 | 1,514 | 883 | 531 | 352 | 282 | 70 | 617 | 317 | 127 | 27 | - | 146 | 14 |
| 25 - 29 | 1,639 | 1,051 | 836 | 215 | 137 | 78 | 582 | 423 | 10 | 24 | 1 | 124 | 6 |
| 30 - 34 | 1,735 | 1,103 | 942 | 161 | 101 | 60 | 628 | 473 | 2 | 30 | 1 | 122 | 4 |
| 35 - 39 | 1,398 | 885 | 783 | 102 | 62 | 40 | 512 | 393 | 1 | 43 | - | 75 | 1 |
| 40 - 44 | 1,280 | 824 | 749 | 75 | 51 | 24 | 452 | 367 | - | 42 | 1 | 42 | 4 |
| 45 - 49 | 1,180 | 676 | 647 | 29 | 19 | 10 | 504 | 410 | - | 47 | 2 | 45 | - |
| 50 - 54 | 1,051 | 542 | 519 | 23 | 12 | 11 | 506 | 425 | 1 | 39 | 11 | 30 | 3 |
| 55 - 59 | 773 | 340 | 331 | 9 | 2 | 7 | 432 | 361 | - | 41 | 15 | 15 | 1 |
| 60 - 64 | 576 | 190 | 186 | 4 | 1 | 3 | 384 | 284 | 1 | 35 | 45 | 19 | 2 |
| 65 - 69 | 569 | 138 | 136 | 2 | - | 2 | 429 | 290 | - | 67 | 47 | 25 | 2 |
| 70 - 74 | 457 | 70 | 70 | - | - | - | 387 | 217 | - | 78 | 63 | 29 | - |
| 75+ | 669 | 49 | 48 | 1 | 1 | - | 620 | 262 | - | 179 | 92 | 87 | - |

Table CA2 - Resident population 16 years of age and over by current activity status, marital status, age and sex

| Country, Island, Marital status, Age (in years) and Sex | Total | Current activity status | | | | | | | | | | | |
|--|-------|-------------------------|----------|------------|----------------------|------------------|----------------------|--------------------------|---------|-----------------|-----------------|-----------------------------|---------------|
| | | Currently active | | | | | Not currently active | | | | | | Not stated |
| | | Total | Employed | Unemployed | | | Total | House- hold duties | Studies | Disabi- lity | Retire- ment | Other & Not Stated | |
| | | | | Total | First job seekers | Worked before | | | | | | | |

ISLAND OF RODRIGUES
Single

Both sexes

| | | | | | | | | | | | | | |
|-------------|-------|-------|-------|-----|-----|-----|-------|-----|-------|-----|----|-----|----|
| Total (16+) | 6,813 | 3,851 | 2,870 | 981 | 768 | 213 | 2,934 | 226 | 1,931 | 335 | 45 | 397 | 28 |
| 16 - 19 | 2,530 | 584 | 298 | 286 | 256 | 30 | 1,941 | 76 | 1,651 | 32 | - | 182 | 5 |
| 20 - 24 | 1,817 | 1,308 | 872 | 436 | 355 | 81 | 504 | 57 | 262 | 50 | - | 135 | 5 |
| 25 - 29 | 1,010 | 876 | 726 | 150 | 101 | 49 | 123 | 24 | 13 | 48 | - | 38 | 11 |
| 30 - 34 | 544 | 469 | 411 | 58 | 38 | 20 | 72 | 16 | 3 | 37 | - | 16 | 3 |
| 35 - 39 | 298 | 237 | 211 | 26 | 10 | 16 | 58 | 14 | 1 | 37 | - | 6 | 3 |
| 40 - 44 | 201 | 146 | 134 | 12 | 5 | 7 | 54 | 7 | - | 42 | 1 | 4 | 1 |
| 45 - 49 | 170 | 124 | 114 | 10 | 3 | 7 | 46 | 8 | - | 35 | - | 3 | - |
| 50 - 54 | 96 | 63 | 62 | 1 | - | 1 | 33 | 8 | - | 18 | 1 | 6 | - |
| 55 - 59 | 40 | 20 | 18 | 2 | - | 2 | 20 | 3 | - | 13 | 4 | - | - |
| 60 - 64 | 33 | 9 | 9 | - | - | - | 24 | 5 | - | 5 | 14 | - | - |
| 65 - 69 | 27 | 7 | 7 | - | - | - | 20 | 4 | - | 4 | 11 | 1 | - |
| 70 - 74 | 19 | 3 | 3 | - | - | - | 16 | 1 | - | 5 | 8 | 2 | - |
| 75+ | 28 | 5 | 5 | - | - | - | 23 | 3 | 1 | 9 | 6 | 4 | - |

Male

| | | | | | | | | | | | | | |
|-------------|-------|-------|-------|-----|-----|-----|-------|----|-----|-----|----|-----|----|
| Total (16+) | 4,313 | 2,818 | 2,181 | 637 | 477 | 160 | 1,473 | 20 | 984 | 202 | 35 | 232 | 22 |
| 16 - 19 | 1,375 | 408 | 225 | 183 | 163 | 20 | 963 | 7 | 833 | 17 | - | 106 | 4 |
| 20 - 24 | 1,147 | 887 | 628 | 259 | 207 | 52 | 257 | 7 | 141 | 30 | - | 79 | 3 |
| 25 - 29 | 755 | 679 | 562 | 117 | 70 | 47 | 66 | - | 5 | 35 | - | 26 | 10 |
| 30 - 34 | 400 | 362 | 322 | 40 | 26 | 14 | 37 | 2 | 3 | 25 | - | 7 | 1 |
| 35 - 39 | 211 | 185 | 168 | 17 | 5 | 12 | 23 | 2 | 1 | 17 | - | 3 | 3 |
| 40 - 44 | 151 | 116 | 106 | 10 | 4 | 6 | 34 | - | - | 30 | - | 4 | 1 |
| 45 - 49 | 134 | 107 | 99 | 8 | 2 | 6 | 27 | 2 | - | 23 | - | 2 | - |
| 50 - 54 | 65 | 48 | 47 | 1 | - | 1 | 17 | - | - | 11 | 1 | 5 | - |
| 55 - 59 | 23 | 13 | 11 | 2 | - | 2 | 10 | - | - | 6 | 4 | - | - |
| 60 - 64 | 17 | 5 | 5 | - | - | - | 12 | - | - | 2 | 10 | - | - |
| 65 - 69 | 14 | 5 | 5 | - | - | - | 9 | - | - | - | 9 | - | - |
| 70 - 74 | 9 | 1 | 1 | - | - | - | 8 | - | - | 2 | 6 | - | - |
| 75+ | 12 | 2 | 2 | - | - | - | 10 | - | 1 | 4 | 5 | - | - |

Female

| | | | | | | | | | | | | | |
|-------------|-------|-------|-----|-----|-----|----|-------|-----|-----|-----|----|-----|---|
| Total (16+) | 2,500 | 1,033 | 689 | 344 | 291 | 53 | 1,461 | 206 | 947 | 133 | 10 | 165 | 6 |
| 16 - 19 | 1,155 | 176 | 73 | 103 | 93 | 10 | 978 | 69 | 818 | 15 | - | 76 | 1 |
| 20 - 24 | 670 | 421 | 244 | 177 | 148 | 29 | 247 | 50 | 121 | 20 | - | 56 | 2 |
| 25 - 29 | 255 | 197 | 164 | 33 | 31 | 2 | 57 | 24 | 8 | 13 | - | 12 | 1 |
| 30 - 34 | 144 | 107 | 89 | 18 | 12 | 6 | 35 | 14 | - | 12 | - | 9 | 2 |
| 35 - 39 | 87 | 52 | 43 | 9 | 5 | 4 | 35 | 12 | - | 20 | - | 3 | - |
| 40 - 44 | 50 | 30 | 28 | 2 | 1 | 1 | 20 | 7 | - | 12 | 1 | - | - |
| 45 - 49 | 36 | 17 | 15 | 2 | 1 | 1 | 19 | 6 | - | 12 | - | 1 | - |
| 50 - 54 | 31 | 15 | 15 | - | - | - | 16 | 8 | - | 7 | - | 1 | - |
| 55 - 59 | 17 | 7 | 7 | - | - | - | 10 | 3 | - | 7 | - | - | - |
| 60 - 64 | 16 | 4 | 4 | - | - | - | 12 | 5 | - | 3 | 4 | - | - |
| 65 - 69 | 13 | 2 | 2 | - | - | - | 11 | 4 | - | 4 | 2 | 1 | - |
| 70 - 74 | 10 | 2 | 2 | - | - | - | 8 | 1 | - | 3 | 2 | 2 | - |
| 75+ | 16 | 3 | 3 | - | - | - | 13 | 3 | - | 5 | 1 | 4 | - |

Table CA2 - Resident population 16 years of age and over by current activity status, marital status, age and sex

| Country, Island, Marital status, Age (in years) and Sex | Total | Current activity status | | | | | | | | | | | |
|--|-------|-------------------------|----------|------------|----------------------|------------------|----------------------|--------------------------|---------|-----------------|-----------------|-----------------------------|---------------|
| | | Currently active | | | | | Not currently active | | | | | | Not stated |
| | | Total | Employed | Unemployed | | | Total | House- hold duties | Studies | Disabi- lity | Retire- ment | Other & Not Stated | |
| | | | | Total | First job seekers | Worked before | | | | | | | |

ISLAND OF RODRIGUES
Married

Both sexes

| | | | | | | | | | | | | | |
|-------------|--------|--------|--------|-----|-----|-----|-------|-------|----|-----|-------|-----|---|
| Total (16+) | 16,101 | 11,022 | 10,299 | 723 | 385 | 338 | 5,070 | 3,132 | 28 | 375 | 1,054 | 481 | 9 |
| 16 - 19 | 212 | 77 | 40 | 37 | 34 | 3 | 135 | 95 | 11 | - | - | 29 | - |
| 20 - 24 | 845 | 551 | 404 | 147 | 106 | 41 | 292 | 214 | 8 | 6 | - | 64 | 2 |
| 25 - 29 | 1,744 | 1,306 | 1,148 | 158 | 78 | 80 | 437 | 328 | 2 | 11 | 1 | 95 | 1 |
| 30 - 34 | 2,378 | 1,872 | 1,724 | 148 | 72 | 76 | 506 | 392 | 1 | 27 | - | 86 | - |
| 35 - 39 | 2,020 | 1,619 | 1,520 | 99 | 40 | 59 | 400 | 323 | 2 | 23 | - | 52 | 1 |
| 40 - 44 | 1,862 | 1,479 | 1,411 | 68 | 32 | 36 | 383 | 318 | 1 | 30 | 1 | 33 | - |
| 45 - 49 | 1,740 | 1,323 | 1,293 | 30 | 11 | 19 | 415 | 343 | 1 | 42 | 2 | 27 | 2 |
| 50 - 54 | 1,696 | 1,262 | 1,241 | 21 | 8 | 13 | 433 | 352 | 1 | 36 | 21 | 23 | 1 |
| 55 - 59 | 1,211 | 824 | 816 | 8 | 2 | 6 | 386 | 265 | - | 40 | 68 | 13 | 1 |
| 60 - 64 | 847 | 337 | 332 | 5 | 1 | 4 | 509 | 184 | 1 | 28 | 283 | 13 | 1 |
| 65 - 69 | 668 | 202 | 201 | 1 | 1 | - | 466 | 151 | - | 39 | 262 | 14 | - |
| 70 - 74 | 473 | 103 | 102 | 1 | - | 1 | 370 | 106 | - | 40 | 209 | 15 | - |
| 75+ | 405 | 67 | 67 | - | - | - | 338 | 61 | - | 53 | 207 | 17 | - |

Male

| | | | | | | | | | | | | | |
|-------------|-------|-------|-------|-----|----|-----|-------|---|---|-----|-----|----|---|
| Total (16+) | 8,061 | 6,835 | 6,605 | 230 | 50 | 180 | 1,219 | 5 | 9 | 172 | 965 | 68 | 7 |
| 16 - 19 | 19 | 16 | 12 | 4 | 4 | - | 3 | - | 2 | - | - | 1 | - |
| 20 - 24 | 239 | 229 | 200 | 29 | 16 | 13 | 9 | - | 3 | 2 | - | 4 | 1 |
| 25 - 29 | 712 | 693 | 645 | 48 | 13 | 35 | 19 | - | 1 | 5 | - | 13 | - |
| 30 - 34 | 1,146 | 1,123 | 1,076 | 47 | 7 | 40 | 23 | 2 | - | 14 | - | 7 | - |
| 35 - 39 | 1,034 | 1,015 | 969 | 46 | 6 | 40 | 18 | - | 1 | 11 | - | 6 | 1 |
| 40 - 44 | 941 | 918 | 892 | 26 | 2 | 24 | 23 | - | 1 | 12 | 1 | 9 | - |
| 45 - 49 | 898 | 863 | 849 | 14 | - | 14 | 33 | 2 | 1 | 26 | 1 | 3 | 2 |
| 50 - 54 | 918 | 884 | 877 | 7 | - | 7 | 33 | - | - | 17 | 11 | 5 | 1 |
| 55 - 59 | 682 | 598 | 594 | 4 | 1 | 3 | 83 | - | - | 20 | 59 | 4 | 1 |
| 60 - 64 | 501 | 223 | 220 | 3 | - | 3 | 277 | - | - | 15 | 258 | 4 | 1 |
| 65 - 69 | 402 | 142 | 141 | 1 | 1 | - | 260 | - | - | 10 | 246 | 4 | - |
| 70 - 74 | 291 | 77 | 76 | 1 | - | 1 | 214 | - | - | 17 | 192 | 5 | - |
| 75+ | 278 | 54 | 54 | - | - | - | 224 | 1 | - | 23 | 197 | 3 | - |

Female

| | | | | | | | | | | | | | |
|-------------|-------|-------|-------|-----|-----|-----|-------|-------|----|-----|----|-----|---|
| Total (16+) | 8,040 | 4,187 | 3,694 | 493 | 335 | 158 | 3,851 | 3,127 | 19 | 203 | 89 | 413 | 2 |
| 16 - 19 | 193 | 61 | 28 | 33 | 30 | 3 | 132 | 95 | 9 | - | - | 28 | - |
| 20 - 24 | 606 | 322 | 204 | 118 | 90 | 28 | 283 | 214 | 5 | 4 | - | 60 | 1 |
| 25 - 29 | 1,032 | 613 | 503 | 110 | 65 | 45 | 418 | 328 | 1 | 6 | 1 | 82 | 1 |
| 30 - 34 | 1,232 | 749 | 648 | 101 | 65 | 36 | 483 | 390 | 1 | 13 | - | 79 | - |
| 35 - 39 | 986 | 604 | 551 | 53 | 34 | 19 | 382 | 323 | 1 | 12 | - | 46 | - |
| 40 - 44 | 921 | 561 | 519 | 42 | 30 | 12 | 360 | 318 | - | 18 | - | 24 | - |
| 45 - 49 | 842 | 460 | 444 | 16 | 11 | 5 | 382 | 341 | - | 16 | 1 | 24 | - |
| 50 - 54 | 778 | 378 | 364 | 14 | 8 | 6 | 400 | 352 | 1 | 19 | 10 | 18 | - |
| 55 - 59 | 529 | 226 | 222 | 4 | 1 | 3 | 303 | 265 | - | 20 | 9 | 9 | - |
| 60 - 64 | 346 | 114 | 112 | 2 | 1 | 1 | 232 | 184 | 1 | 13 | 25 | 9 | - |
| 65 - 69 | 266 | 60 | 60 | - | - | - | 206 | 151 | - | 29 | 16 | 10 | - |
| 70 - 74 | 182 | 26 | 26 | - | - | - | 156 | 106 | - | 23 | 17 | 10 | - |
| 75+ | 127 | 13 | 13 | - | - | - | 114 | 60 | - | 30 | 10 | 14 | - |

Table CA2 - Resident population 16 years of age and over by current activity status, marital status, age and sex

| Country, Island, Marital status, Age (in years) and Sex | Total | Current activity status | | | | | | | | | | | |
|--|-------|-------------------------|----------|------------|----------------------|------------------|----------------------|--------------------------|---------|-----------------|-----------------|---------------|-----------------------------|
| | | Currently active | | | | | Not currently active | | | | | Not stated | |
| | | Total | Employed | Unemployed | | | Total | House- hold duties | Studies | Disabi- lity | Retire- ment | | Other & Not Stated |
| | | | | Total | First job seekers | Worked before | | | | | | | |

ISLAND OF RODRIGUES
Widowed, divorced,
separated

Both sexes

| | | | | | | | | | | | | | |
|-------------|-------|-------|-------|-----|-----|-----|-------|-------|----|-----|-----|-----|----|
| Total (16+) | 4,826 | 2,562 | 2,238 | 324 | 188 | 136 | 2,253 | 1,074 | 20 | 395 | 444 | 320 | 11 |
| 16 - 19 | 87 | 34 | 13 | 21 | 17 | 4 | 53 | 20 | 16 | 2 | - | 15 | - |
| 20 - 24 | 247 | 159 | 101 | 58 | 44 | 14 | 88 | 53 | 1 | 3 | - | 31 | - |
| 25 - 29 | 422 | 310 | 229 | 81 | 46 | 35 | 112 | 71 | 1 | 7 | - | 33 | - |
| 30 - 34 | 458 | 342 | 295 | 47 | 24 | 23 | 116 | 69 | 1 | 8 | 1 | 37 | - |
| 35 - 39 | 430 | 331 | 288 | 43 | 23 | 20 | 99 | 58 | - | 15 | - | 26 | - |
| 40 - 44 | 423 | 347 | 308 | 39 | 20 | 19 | 75 | 42 | - | 15 | - | 18 | 1 |
| 45 - 49 | 406 | 299 | 284 | 15 | 8 | 7 | 107 | 63 | - | 21 | 2 | 21 | - |
| 50 - 54 | 348 | 249 | 240 | 9 | 4 | 5 | 99 | 64 | 1 | 17 | 5 | 12 | - |
| 55 - 59 | 305 | 167 | 162 | 5 | 1 | 4 | 138 | 92 | - | 21 | 18 | 7 | - |
| 60 - 64 | 306 | 111 | 108 | 3 | - | 3 | 195 | 95 | - | 24 | 64 | 12 | - |
| 65 - 69 | 362 | 95 | 93 | 2 | - | 2 | 264 | 136 | - | 41 | 72 | 15 | 3 |
| 70 - 74 | 361 | 70 | 70 | - | - | - | 289 | 110 | - | 61 | 99 | 19 | 2 |
| 75+ | 671 | 48 | 47 | 1 | 1 | - | 618 | 201 | - | 160 | 183 | 74 | 5 |

Male

| | | | | | | | | | | | | | |
|-------------|-------|-----|-----|----|---|----|-----|---|---|----|-----|----|----|
| Total (16+) | 1,130 | 768 | 735 | 33 | 8 | 25 | 352 | 4 | 1 | 62 | 265 | 20 | 10 |
| 16 - 19 | 2 | 2 | 1 | 1 | 1 | - | - | - | - | - | - | - | - |
| 20 - 24 | 21 | 19 | 18 | 1 | - | 1 | 2 | 1 | - | - | - | 1 | - |
| 25 - 29 | 75 | 70 | 60 | 10 | 6 | 4 | 5 | - | - | 2 | - | 3 | - |
| 30 - 34 | 102 | 96 | 91 | 5 | - | 5 | 6 | - | - | 3 | - | 3 | - |
| 35 - 39 | 107 | 103 | 100 | 3 | - | 3 | 4 | - | - | 4 | - | - | - |
| 40 - 44 | 120 | 116 | 108 | 8 | - | 8 | 3 | - | - | 3 | - | - | 1 |
| 45 - 49 | 105 | 101 | 97 | 4 | 1 | 3 | 4 | - | - | 2 | 1 | 1 | - |
| 50 - 54 | 110 | 100 | 100 | - | - | - | 10 | - | 1 | 4 | 4 | 1 | - |
| 55 - 59 | 80 | 60 | 60 | - | - | - | 20 | - | - | 7 | 12 | 1 | - |
| 60 - 64 | 94 | 39 | 38 | 1 | - | 1 | 55 | - | - | 5 | 48 | 2 | - |
| 65 - 69 | 73 | 19 | 19 | - | - | - | 52 | 1 | - | 7 | 43 | 1 | 2 |
| 70 - 74 | 96 | 28 | 28 | - | - | - | 66 | - | - | 9 | 55 | 2 | 2 |
| 75+ | 145 | 15 | 15 | - | - | - | 125 | 2 | - | 16 | 102 | 5 | 5 |

Female

| | | | | | | | | | | | | | |
|-------------|-------|-------|-------|-----|-----|-----|-------|-------|----|-----|-----|-----|---|
| Total (16+) | 3,696 | 1,794 | 1,503 | 291 | 180 | 111 | 1,901 | 1,070 | 19 | 333 | 179 | 300 | 1 |
| 16 - 19 | 85 | 32 | 12 | 20 | 16 | 4 | 53 | 20 | 16 | 2 | - | 15 | - |
| 20 - 24 | 226 | 140 | 83 | 57 | 44 | 13 | 86 | 52 | 1 | 3 | - | 30 | - |
| 25 - 29 | 347 | 240 | 169 | 71 | 40 | 31 | 107 | 71 | 1 | 5 | - | 30 | - |
| 30 - 34 | 356 | 246 | 204 | 42 | 24 | 18 | 110 | 69 | 1 | 5 | 1 | 34 | - |
| 35 - 39 | 323 | 228 | 188 | 40 | 23 | 17 | 95 | 58 | - | 11 | - | 26 | - |
| 40 - 44 | 303 | 231 | 200 | 31 | 20 | 11 | 72 | 42 | - | 12 | - | 18 | - |
| 45 - 49 | 301 | 198 | 187 | 11 | 7 | 4 | 103 | 63 | - | 19 | 1 | 20 | - |
| 50 - 54 | 238 | 149 | 140 | 9 | 4 | 5 | 89 | 64 | - | 13 | 1 | 11 | - |
| 55 - 59 | 225 | 107 | 102 | 5 | 1 | 4 | 118 | 92 | - | 14 | 6 | 6 | - |
| 60 - 64 | 212 | 72 | 70 | 2 | - | 2 | 140 | 95 | - | 19 | 16 | 10 | - |
| 65 - 69 | 289 | 76 | 74 | 2 | - | 2 | 212 | 135 | - | 34 | 29 | 14 | 1 |
| 70 - 74 | 265 | 42 | 42 | - | - | - | 223 | 110 | - | 52 | 44 | 17 | - |
| 75+ | 526 | 33 | 32 | 1 | 1 | - | 493 | 199 | - | 144 | 81 | 69 | - |

Table CA2 - Resident population 16 years of age and over by current activity status, marital status, age and sex

| Country, Island, Marital status, Age (in years) and Sex | Total | Current activity status | | | | | | | | | | | |
|--|-------|-------------------------|----------|------------|----------------------|------------------|----------------------|--------------------------|---------|-----------------|-----------------|---------------|-----------------------------|
| | | Currently active | | | | | Not currently active | | | | | Not stated | |
| | | Total | Employed | Unemployed | | | Total | House- hold duties | Studies | Disabi- lity | Retire- ment | | Other & Not Stated |
| | | | | Total | First job seekers | Worked before | | | | | | | |

ISLAND OF RODRIGUES
Not stated

Both sexes

| | | | | | | | | | | | | | |
|-------------|-----|----|---|---|---|---|---|---|---|---|---|---|-----|
| Total (16+) | 134 | 10 | 8 | 2 | 2 | - | 4 | 3 | 1 | - | - | - | 120 |
| 16 - 19 | 6 | - | - | - | - | - | 1 | - | 1 | - | - | - | 5 |
| 20 - 24 | 43 | 4 | 3 | 1 | 1 | - | 1 | 1 | - | - | - | - | 38 |
| 25 - 29 | 15 | 1 | - | 1 | 1 | - | - | - | - | - | - | - | 14 |
| 30 - 34 | 13 | 1 | 1 | - | - | - | - | - | - | - | - | - | 12 |
| 35 - 39 | 12 | 1 | 1 | - | - | - | - | - | - | - | - | - | 11 |
| 40 - 44 | 15 | 2 | 2 | - | - | - | - | - | - | - | - | - | 13 |
| 45 - 49 | 6 | 1 | 1 | - | - | - | - | - | - | - | - | - | 5 |
| 50 - 54 | 11 | - | - | - | - | - | 1 | 1 | - | - | - | - | 10 |
| 55 - 59 | 7 | - | - | - | - | - | 1 | 1 | - | - | - | - | 6 |
| 60 - 64 | 5 | - | - | - | - | - | - | - | - | - | - | - | 5 |
| 65 - 69 | 1 | - | - | - | - | - | - | - | - | - | - | - | 1 |
| 70 - 74 | - | - | - | - | - | - | - | - | - | - | - | - | - |
| 75+ | - | - | - | - | - | - | - | - | - | - | - | - | - |

Male

| | | | | | | | | | | | | | |
|-------------|----|---|---|---|---|---|---|---|---|---|---|---|----|
| Total (16+) | 95 | 4 | 3 | 1 | 1 | - | - | - | - | - | - | - | 91 |
| 16 - 19 | 5 | - | - | - | - | - | - | - | - | - | - | - | 5 |
| 20 - 24 | 31 | 4 | 3 | 1 | 1 | - | - | - | - | - | - | - | 27 |
| 25 - 29 | 10 | - | - | - | - | - | - | - | - | - | - | - | 10 |
| 30 - 34 | 10 | - | - | - | - | - | - | - | - | - | - | - | 10 |
| 35 - 39 | 10 | - | - | - | - | - | - | - | - | - | - | - | 10 |
| 40 - 44 | 9 | - | - | - | - | - | - | - | - | - | - | - | 9 |
| 45 - 49 | 5 | - | - | - | - | - | - | - | - | - | - | - | 5 |
| 50 - 54 | 7 | - | - | - | - | - | - | - | - | - | - | - | 7 |
| 55 - 59 | 5 | - | - | - | - | - | - | - | - | - | - | - | 5 |
| 60 - 64 | 3 | - | - | - | - | - | - | - | - | - | - | - | 3 |
| 65 - 69 | - | - | - | - | - | - | - | - | - | - | - | - | - |
| 70 - 74 | - | - | - | - | - | - | - | - | - | - | - | - | - |
| 75+ | - | - | - | - | - | - | - | - | - | - | - | - | - |

Female

| | | | | | | | | | | | | | |
|-------------|----|---|---|---|---|---|---|---|---|---|---|---|----|
| Total (16+) | 39 | 6 | 5 | 1 | 1 | - | 4 | 3 | 1 | - | - | - | 29 |
| 16 - 19 | 1 | - | - | - | - | - | 1 | - | 1 | - | - | - | - |
| 20 - 24 | 12 | - | - | - | - | - | 1 | 1 | - | - | - | - | 11 |
| 25 - 29 | 5 | 1 | - | 1 | 1 | - | - | - | - | - | - | - | 4 |
| 30 - 34 | 3 | 1 | 1 | - | - | - | - | - | - | - | - | - | 2 |
| 35 - 39 | 2 | 1 | 1 | - | - | - | - | - | - | - | - | - | 1 |
| 40 - 44 | 6 | 2 | 2 | - | - | - | - | - | - | - | - | - | 4 |
| 45 - 49 | 1 | 1 | 1 | - | - | - | - | - | - | - | - | - | - |
| 50 - 54 | 4 | - | - | - | - | - | 1 | 1 | - | - | - | - | 3 |
| 55 - 59 | 2 | - | - | - | - | - | 1 | 1 | - | - | - | - | 1 |
| 60 - 64 | 2 | - | - | - | - | - | - | - | - | - | - | - | 2 |
| 65 - 69 | 1 | - | - | - | - | - | - | - | - | - | - | - | 1 |
| 70 - 74 | - | - | - | - | - | - | - | - | - | - | - | - | - |
| 75+ | - | - | - | - | - | - | - | - | - | - | - | - | - |

Table CA3 - Currently employed population 16 years of age and over by geographical district, industry (section) and sex

| Country, Island, Geographical District, and Sex | Total | Industry (Section) | | | | | | | | | | | | | | | | | | | | Not Stated | |
|---|---------|--------------------|-------|--------|-------|-------|--------|--------|--------|--------|--------|--------|-------|--------|--------|--------|--------|--------|-------|-------|--------|---------------|-------|
| | | A | B | C | D | E | F | G | H | I | J | K | L | M | N | O | P | Q | R | S | T | | U |
| REPUBLIC OF MAURITIUS | | | | | | | | | | | | | | | | | | | | | | | |
| Both sexes . . . | 522,198 | 36,648 | 1,120 | 96,769 | 2,289 | 3,189 | 52,976 | 73,235 | 31,860 | 39,580 | 11,395 | 14,273 | 1,586 | 12,642 | 22,803 | 37,684 | 30,478 | 18,537 | 6,153 | 7,910 | 19,686 | 341 | 1,044 |
| Male . . . | 337,070 | 27,360 | 1,010 | 55,590 | 2,113 | 2,766 | 51,373 | 44,887 | 28,389 | 24,973 | 7,145 | 7,301 | 1,033 | 8,334 | 14,350 | 28,563 | 11,807 | 8,279 | 4,233 | 3,957 | 2,870 | 186 | 551 |
| Female . . . | 185,128 | 9,288 | 110 | 41,179 | 176 | 423 | 1,603 | 28,348 | 3,471 | 14,607 | 4,250 | 6,972 | 553 | 4,308 | 8,453 | 9,121 | 18,671 | 10,258 | 1,920 | 3,953 | 16,816 | 155 | 493 |
| ISLAND OF MAURITIUS | | | | | | | | | | | | | | | | | | | | | | | |
| Both sexes . . . | 506,783 | 32,032 | 1,036 | 95,826 | 2,187 | 2,915 | 51,657 | 71,664 | 31,243 | 38,716 | 11,253 | 14,120 | 1,579 | 12,534 | 22,441 | 36,105 | 29,469 | 17,865 | 6,005 | 7,706 | 19,067 | 336 | 1,027 |
| Male . . . | 327,546 | 24,707 | 931 | 55,115 | 2,020 | 2,508 | 50,076 | 44,009 | 27,820 | 24,568 | 7,041 | 7,225 | 1,028 | 8,247 | 14,077 | 27,332 | 11,345 | 7,977 | 4,140 | 3,879 | 2,779 | 182 | 540 |
| Female . . . | 179,237 | 7,325 | 105 | 40,711 | 167 | 407 | 1,581 | 27,655 | 3,423 | 14,148 | 4,212 | 6,895 | 551 | 4,287 | 8,364 | 8,773 | 18,124 | 9,888 | 1,865 | 3,827 | 16,288 | 154 | 487 |
| PORT LOUIS DISTRICT-wholly urban | | | | | | | | | | | | | | | | | | | | | | | |
| Both sexes . . . | 46,657 | 723 | 29 | 9,104 | 183 | 255 | 4,076 | 10,773 | 3,674 | 2,460 | 1,119 | 1,322 | 128 | 1,500 | 2,285 | 3,192 | 2,082 | 1,193 | 459 | 960 | 1,075 | 26 | 39 |
| Male . . . | 31,540 | 619 | 25 | 6,005 | 165 | 198 | 3,921 | 7,459 | 3,307 | 1,390 | 711 | 730 | 90 | 948 | 1,309 | 2,348 | 779 | 557 | 310 | 521 | 102 | 13 | 33 |
| Female . . . | 15,117 | 104 | 4 | 3,099 | 18 | 57 | 155 | 3,314 | 367 | 1,070 | 408 | 592 | 38 | 552 | 976 | 844 | 1,303 | 636 | 149 | 439 | 973 | 13 | 6 |
| PAMPLEMOUSSES DISTRICT-wholly rural | | | | | | | | | | | | | | | | | | | | | | | |
| Both sexes . . . | 58,692 | 3,548 | 155 | 11,524 | 195 | 352 | 5,604 | 8,529 | 4,074 | 5,306 | 1,025 | 1,476 | 178 | 1,300 | 2,330 | 4,376 | 3,225 | 2,332 | 651 | 753 | 1,700 | 25 | 34 |
| Male . . . | 38,319 | 2,800 | 144 | 6,620 | 175 | 294 | 5,421 | 5,075 | 3,695 | 3,373 | 669 | 722 | 121 | 904 | 1,533 | 3,334 | 1,233 | 1,058 | 445 | 394 | 278 | 9 | 22 |
| Female . . . | 20,373 | 748 | 11 | 4,904 | 20 | 58 | 183 | 3,454 | 379 | 1,933 | 356 | 754 | 57 | 396 | 797 | 1,042 | 1,992 | 1,274 | 206 | 359 | 1,422 | 16 | 12 |
| R. DU REMPART DISTRICT-wholly rural | | | | | | | | | | | | | | | | | | | | | | | |
| Both sexes . . . | 45,023 | 3,139 | 122 | 9,290 | 195 | 272 | 4,954 | 5,102 | 2,697 | 4,015 | 676 | 934 | 166 | 722 | 1,744 | 3,582 | 2,559 | 1,337 | 512 | 591 | 2,377 | 10 | 27 |
| Male . . . | 29,329 | 2,536 | 119 | 4,838 | 186 | 251 | 4,860 | 2,873 | 2,474 | 2,713 | 437 | 507 | 94 | 449 | 1,277 | 2,770 | 1,072 | 662 | 381 | 304 | 499 | 8 | 19 |
| Female . . . | 15,694 | 603 | 3 | 4,452 | 9 | 21 | 94 | 2,229 | 223 | 1,302 | 239 | 427 | 72 | 273 | 467 | 812 | 1,487 | 675 | 131 | 287 | 1,878 | 2 | 8 |
| FLACQ DISTRICT-wholly rural | | | | | | | | | | | | | | | | | | | | | | | |
| Both sexes . . . | 53,807 | 6,505 | 112 | 8,192 | 206 | 241 | 6,366 | 6,005 | 3,181 | 6,840 | 643 | 906 | 74 | 679 | 1,955 | 4,102 | 3,133 | 2,066 | 585 | 640 | 1,230 | 10 | 136 |
| Male . . . | 37,108 | 4,745 | 109 | 4,562 | 198 | 217 | 6,225 | 3,543 | 3,002 | 4,954 | 405 | 465 | 54 | 484 | 1,353 | 3,291 | 1,378 | 1,023 | 430 | 351 | 185 | 6 | 128 |
| Female . . . | 16,699 | 1,760 | 3 | 3,630 | 8 | 24 | 141 | 2,462 | 179 | 1,886 | 238 | 441 | 20 | 195 | 602 | 811 | 1,755 | 1,043 | 155 | 289 | 1,045 | 4 | 8 |
| GRAND PORT DISTRICT-wholly rural | | | | | | | | | | | | | | | | | | | | | | | |
| Both sexes . . . | 44,464 | 5,389 | 65 | 6,747 | 225 | 341 | 5,658 | 5,023 | 3,670 | 3,380 | 716 | 763 | 73 | 588 | 2,263 | 3,290 | 2,563 | 1,575 | 500 | 542 | 993 | 7 | 93 |
| Male . . . | 30,303 | 4,218 | 64 | 3,643 | 209 | 310 | 5,547 | 2,902 | 3,245 | 2,133 | 414 | 348 | 51 | 408 | 1,529 | 2,655 | 1,052 | 747 | 334 | 277 | 130 | 5 | 82 |
| Female . . . | 14,161 | 1,171 | 1 | 3,104 | 16 | 31 | 111 | 2,121 | 425 | 1,247 | 302 | 415 | 22 | 180 | 734 | 635 | 1,511 | 828 | 166 | 265 | 863 | 2 | 11 |
| SAVANNE DISTRICT-wholly rural | | | | | | | | | | | | | | | | | | | | | | | |
| Both sexes . . . | 28,218 | 3,901 | 45 | 5,501 | 155 | 204 | 3,308 | 2,712 | 1,755 | 3,111 | 386 | 410 | 29 | 274 | 1,215 | 1,526 | 1,256 | 984 | 369 | 388 | 677 | 3 | 9 |
| Male . . . | 18,707 | 2,947 | 43 | 2,642 | 145 | 192 | 3,244 | 1,662 | 1,643 | 1,816 | 239 | 213 | 18 | 201 | 873 | 1,253 | 550 | 447 | 255 | 214 | 103 | 1 | 6 |
| Female . . . | 9,511 | 954 | 2 | 2,859 | 10 | 12 | 64 | 1,050 | 112 | 1,295 | 147 | 197 | 11 | 73 | 342 | 273 | 706 | 537 | 114 | 174 | 574 | 2 | 3 |
| PLAINES WILHEMS DISTRICT | | | | | | | | | | | | | | | | | | | | | | | |
| Both sexes . . . | 159,205 | 3,714 | 270 | 29,059 | 838 | 870 | 14,211 | 24,629 | 8,651 | 8,942 | 5,267 | 6,623 | 633 | 5,650 | 7,320 | 12,319 | 11,170 | 6,214 | 2,136 | 2,848 | 7,380 | 213 | 248 |
| Male . . . | 97,405 | 2,854 | 232 | 17,091 | 762 | 716 | 13,667 | 15,062 | 7,215 | 5,438 | 3,299 | 3,379 | 421 | 3,660 | 4,267 | 8,819 | 3,933 | 2,549 | 1,436 | 1,364 | 922 | 115 | 204 |
| Female . . . | 61,800 | 860 | 38 | 11,968 | 76 | 154 | 544 | 9,567 | 1,436 | 3,504 | 1,968 | 3,244 | 212 | 1,990 | 3,053 | 3,500 | 7,237 | 3,665 | 700 | 1,484 | 6,458 | 98 | 44 |
| MOKA DISTRICT | | | | | | | | | | | | | | | | | | | | | | | |
| Both sexes . . . | 34,694 | 2,766 | 23 | 8,053 | 96 | 208 | 3,427 | 4,748 | 1,892 | 1,348 | 771 | 823 | 107 | 912 | 1,590 | 2,458 | 2,286 | 1,465 | 250 | 452 | 974 | 14 | 31 |
| Male . . . | 22,777 | 2,094 | 20 | 4,748 | 91 | 187 | 3,317 | 3,074 | 1,766 | 827 | 475 | 440 | 71 | 615 | 913 | 1,886 | 965 | 686 | 173 | 240 | 164 | 7 | 18 |
| Female . . . | 11,917 | 672 | 3 | 3,305 | 5 | 21 | 110 | 1,674 | 126 | 521 | 296 | 383 | 36 | 297 | 677 | 572 | 1,321 | 779 | 77 | 212 | 810 | 7 | 13 |
| BLACK RIVER DISTRICT | | | | | | | | | | | | | | | | | | | | | | | |
| Both sexes . . . | 36,023 | 2,347 | 215 | 8,356 | 94 | 172 | 4,053 | 4,143 | 1,649 | 3,314 | 650 | 863 | 191 | 909 | 1,739 | 1,260 | 1,195 | 699 | 543 | 532 | 2,661 | 28 | 410 |
| Male . . . | 22,058 | 1,894 | 175 | 4,966 | 89 | 143 | 3,874 | 2,359 | 1,473 | 1,924 | 392 | 421 | 108 | 578 | 1,023 | 976 | 383 | 248 | 376 | 214 | 396 | 18 | 28 |
| Female . . . | 13,965 | 453 | 40 | 3,390 | 5 | 29 | 179 | 1,784 | 176 | 1,390 | 258 | 442 | 83 | 331 | 716 | 284 | 812 | 451 | 167 | 318 | 2,265 | 10 | 382 |
| ISLAND OF RODRIGUES | | | | | | | | | | | | | | | | | | | | | | | |
| Both sexes . . . | 15,415 | 4,616 | 84 | 943 | 102 | 274 | 1,319 | 1,571 | 617 | 864 | 142 | 153 | 7 | 108 | 362 | 1,579 | 1,009 | 672 | 148 | 204 | 619 | 5 | 17 |
| Male . . . | 9,524 | 2,653 | 79 | 475 | 93 | 258 | 1,297 | 878 | 569 | 405 | 104 | 76 | 5 | 87 | 273 | 1,231 | 462 | 302 | 93 | 78 | 91 | 4 | 11 |
| Female . . . | 5,891 | 1,963 | 5 | 468 | 9 | 16 | 22 | 693 | 48 | 459 | 38 | 77 | 2 | 21 | 89 | 348 | 547 | 370 | 55 | 126 | 528 | 1 | 6 |

Table CA4 - Currently employed population 16 years of age and over by geographical district, major occupational group and sex

| Country, Island, Geographical District, and Sex | Total | Major occupational group | | | | | | | | | |
|---|---------|--------------------------|--------------------|---|--------------------------------|-----------------------------|---|---|---|---------------------------|---------------|
| | | Managers | Profess- ionals | Technicians and associate profession- als | Clerical support workers | Service sales workers | Skilled agricultural forestry & fishery workers | Craft & related trades workers | Plant & machine operators & assemblers | Elementary occupations | Not stated |
| REPUBLIC OF MAURITIUS | | | | | | | | | | | |
| Both sexes. | 522,198 | 29,284 | 44,930 | 48,213 | 43,815 | 96,982 | 21,038 | 91,710 | 61,363 | 83,599 | 1,264 |
| Male | 337,070 | 20,948 | 22,245 | 29,839 | 17,324 | 59,335 | 16,810 | 82,789 | 42,946 | 43,921 | 913 |
| Female | 185,128 | 8,336 | 22,685 | 18,374 | 26,491 | 37,647 | 4,228 | 8,921 | 18,417 | 39,678 | 351 |
| ISLAND OF MAURITIUS | | | | | | | | | | | |
| Both sexes. | 506,783 | 28,854 | 44,022 | 47,216 | 43,210 | 94,112 | 16,630 | 89,501 | 60,728 | 81,266 | 1,244 |
| Male | 327,546 | 20,684 | 21,841 | 29,193 | 17,098 | 57,655 | 14,306 | 81,002 | 42,360 | 42,506 | 901 |
| Female | 179,237 | 8,170 | 22,181 | 18,023 | 26,112 | 36,457 | 2,324 | 8,499 | 18,368 | 38,760 | 343 |
| PORT LOUIS DISTRICT-wholly urban | | | | | | | | | | | |
| Both sexes. | 46,657 | 2,730 | 3,416 | 3,781 | 4,742 | 9,444 | 674 | 9,423 | 4,909 | 7,459 | 79 |
| Male | 31,540 | 1,994 | 1,756 | 2,347 | 2,045 | 5,841 | 615 | 8,562 | 3,810 | 4,518 | 52 |
| Female | 15,117 | 736 | 1,660 | 1,434 | 2,697 | 3,603 | 59 | 861 | 1,099 | 2,941 | 27 |
| PAMPLEMOUSSES DISTRICT-wholly rural | | | | | | | | | | | |
| Both sexes. | 58,692 | 2,917 | 4,701 | 5,281 | 4,773 | 11,659 | 2,086 | 9,888 | 6,933 | 10,013 | 441 |
| Male | 38,319 | 2,055 | 2,324 | 3,299 | 2,015 | 7,168 | 1,814 | 8,837 | 5,279 | 5,204 | 324 |
| Female | 20,373 | 862 | 2,377 | 1,982 | 2,758 | 4,491 | 272 | 1,051 | 1,654 | 4,809 | 117 |
| R. DU REMPART DISTRICT-wholly rural | | | | | | | | | | | |
| Both sexes. | 45,023 | 2,080 | 3,265 | 3,798 | 3,182 | 8,667 | 2,196 | 8,955 | 5,280 | 7,492 | 108 |
| Male | 29,329 | 1,489 | 1,586 | 2,450 | 1,258 | 5,536 | 1,993 | 7,665 | 3,910 | 3,418 | 24 |
| Female | 15,694 | 591 | 1,679 | 1,348 | 1,924 | 3,131 | 203 | 1,290 | 1,370 | 4,074 | 84 |
| FLACQ DISTRICT-wholly rural | | | | | | | | | | | |
| Both sexes. | 53,807 | 1,973 | 3,828 | 4,315 | 3,447 | 11,243 | 2,550 | 10,086 | 6,377 | 9,845 | 143 |
| Male | 37,108 | 1,473 | 1,915 | 2,789 | 1,398 | 7,511 | 2,066 | 9,382 | 4,663 | 5,780 | 131 |
| Female | 16,699 | 500 | 1,913 | 1,526 | 2,049 | 3,732 | 484 | 704 | 1,714 | 4,065 | 12 |
| GRAND PORT DISTRICT-wholly rural | | | | | | | | | | | |
| Both sexes. | 44,464 | 1,409 | 3,102 | 3,769 | 3,121 | 9,005 | 1,789 | 8,045 | 5,118 | 9,000 | 106 |
| Male | 30,303 | 1,035 | 1,457 | 2,405 | 1,284 | 5,802 | 1,571 | 7,379 | 3,673 | 5,602 | 95 |
| Female | 14,161 | 374 | 1,645 | 1,364 | 1,837 | 3,203 | 218 | 666 | 1,445 | 3,398 | 11 |
| SAVANNE DISTRICT-wholly rural | | | | | | | | | | | |
| Both sexes. | 28,218 | 788 | 1,596 | 2,078 | 1,739 | 5,500 | 1,392 | 5,380 | 4,073 | 5,659 | 13 |
| Male | 18,707 | 610 | 803 | 1,295 | 776 | 3,614 | 1,121 | 4,874 | 2,399 | 3,205 | 10 |
| Female | 9,511 | 178 | 793 | 783 | 963 | 1,886 | 271 | 506 | 1,674 | 2,454 | 3 |
| PLAINES WILHEMS DISTRICT | | | | | | | | | | | |
| Both sexes. | 159,205 | 13,367 | 19,129 | 18,316 | 16,906 | 27,003 | 2,945 | 25,580 | 16,984 | 18,690 | 285 |
| Male | 97,405 | 9,471 | 9,601 | 10,929 | 6,206 | 15,350 | 2,574 | 23,447 | 11,114 | 8,492 | 221 |
| Female | 61,800 | 3,896 | 9,528 | 7,387 | 10,700 | 11,653 | 371 | 2,133 | 5,870 | 10,198 | 64 |
| MOKA DISTRICT | | | | | | | | | | | |
| Both sexes. | 34,694 | 1,570 | 2,879 | 3,178 | 2,724 | 5,918 | 1,271 | 5,904 | 4,949 | 6,268 | 33 |
| Male | 22,777 | 1,146 | 1,404 | 1,967 | 1,106 | 3,782 | 1,081 | 5,242 | 3,566 | 3,460 | 23 |
| Female | 11,917 | 424 | 1,475 | 1,211 | 1,618 | 2,136 | 190 | 662 | 1,383 | 2,808 | 10 |
| BLACK RIVER DISTRICT | | | | | | | | | | | |
| Both sexes. | 36,023 | 2,020 | 2,106 | 2,700 | 2,576 | 5,673 | 1,727 | 6,240 | 6,105 | 6,840 | 36 |
| Male | 22,058 | 1,411 | 995 | 1,712 | 1,010 | 3,051 | 1,471 | 5,614 | 3,946 | 2,827 | 21 |
| Female | 13,965 | 609 | 1,111 | 988 | 1,566 | 2,622 | 256 | 626 | 2,159 | 4,013 | 15 |
| ISLAND OF RODRIGUES | | | | | | | | | | | |
| Both sexes. | 15,415 | 430 | 908 | 997 | 605 | 2,870 | 4,408 | 2,209 | 635 | 2,333 | 20 |
| Male | 9,524 | 264 | 404 | 646 | 226 | 1,680 | 2,504 | 1,787 | 586 | 1,415 | 12 |
| Female | 5,891 | 166 | 504 | 351 | 379 | 1,190 | 1,904 | 422 | 49 | 918 | 8 |

Table CA5 - Currently employed population 16 years of age and over by industry, age and sex

| Country, Island, Industry (section & division) and Sex | Total | Age group (in years) | | | | | | |
|---|---------|----------------------|---------|---------|---------|---------|---------|-----------|
| | | 16 - 19 | 20 - 24 | 25 - 34 | 35 - 44 | 45 - 54 | 55 - 64 | 65 & over |
| REPUBLIC OF MAURITIUS | | | | | | | | |
| Both sexes | 522,198 | 10,582 | 49,946 | 143,974 | 130,329 | 124,371 | 55,407 | 7,589 |
| Section A - Agriculture,forestry and fishing | 36,648 | 337 | 1,083 | 4,801 | 8,570 | 12,539 | 7,605 | 1,713 |
| 01.Crop and animal production, hunting and related service activities. | 31,263 | 243 | 851 | 3,818 | 7,089 | 10,977 | 6,718 | 1,567 |
| 02.Forestry and logging. | 714 | 4 | 17 | 71 | 123 | 244 | 252 | 3 |
| 03.Fishing and aquaculture | 4,671 | 90 | 215 | 912 | 1,358 | 1,318 | 635 | 143 |
| Section B - Mining and quarrying. | 1,120 | 11 | 72 | 281 | 303 | 315 | 130 | 8 |
| 05.Mining of coal and lignite. | - | - | - | - | - | - | - | - |
| 06.Extraction of crude petroleum and natural gas | 1 | - | - | - | 1 | - | - | - |
| 07.Mining of metal ores. | - | - | - | - | - | - | - | - |
| 08.Other mining and quarrying. | 1,118 | 11 | 72 | 280 | 302 | 315 | 130 | 8 |
| 09.Mining support service activities . . | 1 | - | - | 1 | - | - | - | - |
| Section C - Manufacturing | 96,769 | 1,973 | 9,272 | 29,820 | 25,500 | 22,233 | 7,288 | 683 |
| 10.Manufacture of food products. | 14,482 | 302 | 1,199 | 4,131 | 3,729 | 3,652 | 1,356 | 113 |
| 11.Manufacture of beverages. | 3,245 | 63 | 253 | 777 | 879 | 917 | 333 | 23 |
| 12.Manufacture of tobacco products . . . | 21 | - | - | 8 | 5 | 4 | 3 | 1 |
| 13.Manufacture of textiles | 2,928 | 52 | 221 | 800 | 960 | 724 | 159 | 12 |
| 14.Manufacture of wearing apparel. . . . | 42,457 | 438 | 4,110 | 14,506 | 11,068 | 9,287 | 2,826 | 222 |
| 15.Manufacture of leather & related products | 1,358 | 41 | 94 | 282 | 383 | 427 | 110 | 21 |
| 16.Manufacture of wood & of products of wood & cork, except furniture; manufacture of articles of straw & plaiting materials. | 1,195 | 24 | 102 | 274 | 348 | 318 | 112 | 17 |
| 17.Manufacture of paper & paper products | 622 | 20 | 60 | 169 | 160 | 164 | 46 | 3 |
| 18.Printing & reproduction of recorded media | 2,638 | 79 | 321 | 746 | 595 | 610 | 253 | 34 |
| 19.Manufacture of coke and refined petroleum products | 86 | - | 6 | 25 | 27 | 20 | 7 | 1 |
| 20.Manufacture of chemicals & chemical products | 2,260 | 75 | 285 | 584 | 610 | 508 | 185 | 13 |
| 21.Manufacture of basic pharmaceutical products & pharmaceutical preparations | 121 | 5 | 14 | 41 | 31 | 22 | 7 | 1 |
| 22.Manufacture of rubber & plastic products | 1,597 | 44 | 166 | 445 | 393 | 388 | 144 | 17 |
| 23.Manufacture of other non-metallic mineral products | 2,667 | 27 | 233 | 762 | 778 | 619 | 227 | 21 |
| 24.Manufacturing of basic metals | 291 | 6 | 44 | 69 | 77 | 64 | 31 | - |
| 25.Manufacture of fabricated metal products,except machinery & equipment | 6,639 | 368 | 872 | 2,057 | 1,535 | 1,336 | 437 | 34 |
| 26.Man of computer,electronic & optical.products | 1,455 | 42 | 184 | 506 | 408 | 263 | 49 | 3 |
| 27.Manufacture of electrical equipment . | 176 | 1 | 24 | 61 | 39 | 38 | 11 | 2 |
| 28.Manufacture of machinery & equipment.n.e.c | 272 | 10 | 36 | 63 | 55 | 52 | 52 | 4 |
| 29.Man. of motor vehicles, trailers & semi-trailers | 206 | 13 | 18 | 59 | 55 | 34 | 20 | 7 |
| 30.Manufacture of other transport equipment | 510 | 13 | 63 | 154 | 130 | 97 | 51 | 2 |
| 31.Manufacture of furniture. | 6,766 | 213 | 513 | 1,841 | 1,924 | 1,643 | 546 | 86 |
| 32.Other manufacturing | 4,058 | 116 | 375 | 1,257 | 1,135 | 875 | 262 | 38 |
| 33.Repair & installation of machinery and equipment | 719 | 21 | 79 | 203 | 176 | 171 | 61 | 8 |
| Section D - Electricity, gas, steam & air conditioning supply. | 2,289 | 8 | 171 | 516 | 501 | 611 | 473 | 9 |
| 35.Electricity, gas, steam & air conditioning supply | 2,289 | 8 | 171 | 516 | 501 | 611 | 473 | 9 |
| Section E - Water supply,sewerage,waste management & remediation activities. | 3,189 | 30 | 224 | 753 | 786 | 784 | 586 | 26 |
| 36.Water collection,treatment & supply . | 1,659 | 14 | 111 | 347 | 346 | 414 | 407 | 20 |
| 37.Sewerage. | 561 | 2 | 48 | 213 | 139 | 88 | 67 | 4 |
| 38.Waste collection,treatment & disposal activities; materials recovery. | 968 | 14 | 65 | 193 | 300 | 282 | 112 | 2 |
| 39.Remediation activities & other waste management services. | 1 | - | - | - | 1 | - | - | - |

Table CA5 - Currently employed population 16 years of age and over by industry, age and sex

| Country, Island, Industry (section & division) and Sex | Total | Age group (in years) | | | | | | |
|--|--------|----------------------|---------|---------|---------|---------|---------|-----------|
| | | 16 - 19 | 20 - 24 | 25 - 34 | 35 - 44 | 45 - 54 | 55 - 64 | 65 & over |
| REPUBLIC OF MAURITIUS | | | | | | | | |
| Section F - Construction | 52,976 | 1,516 | 5,141 | 14,808 | 14,893 | 12,448 | 3,860 | 310 |
| 41.Construction of buildings | 36,048 | 998 | 3,199 | 9,887 | 10,662 | 8,586 | 2,521 | 195 |
| 42.Civil engineering | 2,762 | 48 | 252 | 783 | 701 | 662 | 291 | 25 |
| 43.Specialised construction activities . | 14,166 | 470 | 1,690 | 4,138 | 3,530 | 3,200 | 1,048 | 90 |
| Section G - Wholesale & retail trade,repair of motor vehicles & motorcycles. | 73,235 | 2,521 | 8,499 | 19,358 | 17,190 | 16,696 | 6,988 | 1,983 |
| 45.Wholesale and retail trade and repair of motor vehicles & motorcycles. | 9,834 | 430 | 1,315 | 3,008 | 2,249 | 2,010 | 721 | 101 |
| 46.Wholesale trade, except for m.vehicles & m.cycles | 13,048 | 271 | 1,302 | 3,757 | 3,246 | 3,102 | 1,182 | 188 |
| 47.Retail trade, except for m.vehicles & m.cycles | 50,353 | 1,820 | 5,882 | 12,593 | 11,695 | 11,584 | 5,085 | 1,694 |
| Section H - Transportation and storage. . | 31,860 | 304 | 2,179 | 7,808 | 8,632 | 8,724 | 3,786 | 427 |
| 49.Land transport and transport via pipelines | 20,390 | 180 | 933 | 4,419 | 5,868 | 6,099 | 2,509 | 382 |
| 50.Water transport | 1,013 | 24 | 159 | 381 | 271 | 130 | 43 | 5 |
| 51.Air transport | 2,393 | 8 | 188 | 685 | 802 | 540 | 169 | 1 |
| 52.Warehousing & support act. for transportation | 6,522 | 76 | 738 | 1,834 | 1,404 | 1,575 | 859 | 36 |
| 53.Postal and courier activities | 1,542 | 16 | 161 | 489 | 287 | 380 | 206 | 3 |
| Section I - Accomodation and food service activities | 39,580 | 1,666 | 5,691 | 12,647 | 9,819 | 7,287 | 2,198 | 272 |
| 55.Accomodation. | 25,853 | 1,142 | 4,258 | 9,130 | 6,249 | 4,036 | 987 | 51 |
| 56.Food and beverage service activities. | 13,727 | 524 | 1,433 | 3,517 | 3,570 | 3,251 | 1,211 | 221 |
| Section J - Information and communication | 11,395 | 190 | 2,156 | 4,774 | 2,169 | 1,543 | 506 | 57 |
| 58.Publishing activities | 1,398 | 20 | 200 | 489 | 279 | 244 | 137 | 29 |
| 59.Motion picture, video and TV programme production, sound recording and music publishing.activities | 253 | 4 | 24 | 83 | 73 | 46 | 20 | 3 |
| 60.Programming and broadcasting activities | 1,014 | 5 | 120 | 341 | 221 | 213 | 104 | 10 |
| 61.Telecommunications. | 3,514 | 41 | 476 | 1,114 | 951 | 752 | 174 | 6 |
| 62.Computer programming, consultancy & related act. | 3,975 | 62 | 916 | 2,163 | 526 | 235 | 64 | 9 |
| 63.Information service activities. | 1,241 | 58 | 420 | 584 | 119 | 53 | 7 | - |
| Section K - Financial and insurance activities | 14,273 | 162 | 2,294 | 5,322 | 3,159 | 2,414 | 845 | 77 |
| 64.Financial service activities, except insurance & pension funding | 9,403 | 93 | 1,549 | 3,743 | 2,033 | 1,509 | 450 | 26 |
| 65.Insurance,reinsurance and pension funding, except compulsory social security. | 3,692 | 59 | 549 | 1,115 | 880 | 726 | 330 | 33 |
| 66.Activities auxiliary to financial service and insurance activities. | 1,178 | 10 | 196 | 464 | 246 | 179 | 65 | 18 |
| Section L - Real estate activities. | 1,586 | 7 | 94 | 438 | 429 | 421 | 160 | 37 |
| 68.Real estate activities. | 1,586 | 7 | 94 | 438 | 429 | 421 | 160 | 37 |
| Section M - Professional, scientific & technical act. | 12,642 | 198 | 1,993 | 4,326 | 2,746 | 2,080 | 1,108 | 191 |
| 69.Legal and accounting activities | 4,205 | 77 | 955 | 1,491 | 782 | 554 | 261 | 85 |
| 70.Act.of head offices;management consultancy act. | 886 | 9 | 122 | 300 | 206 | 165 | 68 | 16 |
| 71.Architectural and engineering activities;technical testing & analysis. | 3,224 | 58 | 417 | 1,095 | 750 | 571 | 298 | 35 |
| 72.Scientific research and development . | 942 | 1 | 39 | 196 | 214 | 253 | 228 | 11 |
| 73.Advertising and market research | 1,409 | 23 | 247 | 571 | 303 | 193 | 66 | 6 |
| 74.Other professional, scientific and technical act. | 1,851 | 30 | 213 | 651 | 480 | 312 | 130 | 35 |
| 75.Veterinary activities | 125 | - | - | 22 | 11 | 32 | 57 | 3 |

Table CA5 - Currently employed population 16 years of age and over by industry, age and sex

| Country, Island, Industry (section & division) and Sex | Total | Age group (in years) | | | | | | |
|--|--------|----------------------|---------|---------|---------|---------|---------|-----------|
| | | 16 - 19 | 20 - 24 | 25 - 34 | 35 - 44 | 45 - 54 | 55 - 64 | 65 & over |
| REPUBLIC OF MAURITIUS | | | | | | | | |
| Section N - Administrative and support service act. | 22,803 | 669 | 3,758 | 6,699 | 4,712 | 4,664 | 2,008 | 293 |
| 77.Rental and leasing activities | 1,343 | 55 | 201 | 462 | 315 | 239 | 59 | 12 |
| 78.Employment activities | 140 | 4 | 19 | 54 | 35 | 20 | 7 | 1 |
| 79.Travel agency,tour operator,reservation service and related activities. | 2,980 | 41 | 431 | 1,048 | 735 | 553 | 157 | 15 |
| 80.Security and investigation activities | 6,691 | 141 | 577 | 1,323 | 1,384 | 1,966 | 1,101 | 199 |
| 81.Services to buildings and landscape activities | 5,264 | 98 | 326 | 1,123 | 1,554 | 1,528 | 583 | 52 |
| 82.Office administrative,office support and other business support activities | 6,385 | 330 | 2,204 | 2,689 | 689 | 358 | 101 | 14 |
| Section O - Public administration and defence; compulsory social security. | 37,684 | 201 | 1,927 | 9,096 | 10,296 | 10,199 | 5,806 | 159 |
| 84.Public administration and defence;compulsory social security | 37,684 | 201 | 1,927 | 9,096 | 10,296 | 10,199 | 5,806 | 159 |
| Section P - Education | 30,478 | 126 | 1,861 | 9,277 | 7,167 | 7,009 | 4,782 | 256 |
| 85.Education | 30,478 | 126 | 1,861 | 9,277 | 7,167 | 7,009 | 4,782 | 256 |
| Section Q - Human health and social work.activities | 18,537 | 74 | 1,064 | 5,333 | 4,244 | 4,654 | 2,927 | 241 |
| 86.Human health activities | 15,295 | 58 | 904 | 4,742 | 3,467 | 3,506 | 2,438 | 180 |
| 87.Residential care activities | 836 | 3 | 39 | 105 | 178 | 334 | 149 | 28 |
| 88.Social work activities without accomodation | 2,406 | 13 | 121 | 486 | 599 | 814 | 340 | 33 |
| Section R - Arts, entertainment and recreation | 6,153 | 172 | 796 | 1,839 | 1,646 | 1,230 | 417 | 53 |
| 90.Creative,arts and entertainment activities | 507 | 23 | 76 | 157 | 122 | 87 | 36 | 6 |
| 91.Libraries, archives,museums and other cultural act | 626 | 7 | 45 | 184 | 138 | 154 | 90 | 8 |
| 92.Gambling and betting activities | 2,629 | 52 | 372 | 748 | 753 | 545 | 140 | 19 |
| 93.Sports activities and amusement and recreation act | 2,391 | 90 | 303 | 750 | 633 | 444 | 151 | 20 |
| Section S - Other service activities. | 7,910 | 268 | 913 | 2,380 | 1,810 | 1,603 | 722 | 214 |
| 94.Activities of membership organisations | 2,244 | 12 | 112 | 506 | 498 | 660 | 345 | 111 |
| 95.Repair of computers and personal household goods | 1,348 | 34 | 152 | 355 | 309 | 312 | 145 | 41 |
| 96.Other personal service activities | 4,318 | 222 | 649 | 1,519 | 1,003 | 631 | 232 | 62 |
| Section T - Activities of households as employers | 19,686 | 133 | 561 | 3,091 | 5,459 | 6,736 | 3,139 | 567 |
| 97.Activities of households as employers of domestic personnel. | 19,686 | 133 | 561 | 3,091 | 5,459 | 6,736 | 3,139 | 567 |
| Section U - Activities of extraterritorial organisations and bodies. | 341 | - | 10 | 80 | 88 | 105 | 53 | 5 |
| 99.Activities of extraterritorial organisations and bodies. | 341 | - | 10 | 80 | 88 | 105 | 53 | 5 |
| Not stated. | 1,044 | 16 | 187 | 527 | 210 | 76 | 20 | 8 |

Table CA5 - Currently employed population 16 years of age and over by industry, age and sex

| Country, Island, Industry (section & division) and Sex | Total | Age group (in years) | | | | | | |
|---|---------|----------------------|---------|---------|---------|---------|---------|-----------|
| | | 16 - 19 | 20 - 24 | 25 - 34 | 35 - 44 | 45 - 54 | 55 - 64 | 65 & over |
| REPUBLIC OF MAURITIUS | | | | | | | | |
| Male | 337,070 | 7,095 | 29,961 | 88,340 | 83,282 | 83,980 | 38,945 | 5,467 |
| Section A - Agriculture, forestry and fishing | 27,360 | 299 | 886 | 3,709 | 6,725 | 9,679 | 4,994 | 1,068 |
| 01.Crop and animal production, hunting and related service activities. | 22,234 | 207 | 668 | 2,786 | 5,330 | 8,180 | 4,136 | 927 |
| 02.Forestry and logging. | 697 | 4 | 16 | 67 | 116 | 242 | 249 | 3 |
| 03.Fishing and aquaculture | 4,429 | 88 | 202 | 856 | 1,279 | 1,257 | 609 | 138 |
| Section B - Mining and quarrying. | 1,010 | 11 | 68 | 248 | 276 | 280 | 119 | 8 |
| 05.Mining of coal and lignite. | - | - | - | - | - | - | - | - |
| 06.Extraction of crude petroleum and natural gas | 1 | - | - | - | 1 | - | - | - |
| 07.Mining of metal ores. | - | - | - | - | - | - | - | - |
| 08.Other mining and quarrying. | 1,008 | 11 | 68 | 247 | 275 | 280 | 119 | 8 |
| 09.Mining support service activities . . | 1 | - | - | 1 | - | - | - | - |
| Section C - Manufacturing | 55,590 | 1,333 | 5,502 | 16,973 | 14,049 | 12,728 | 4,495 | 510 |
| 10.Manufacture of food products. | 8,830 | 215 | 769 | 2,156 | 2,167 | 2,440 | 989 | 94 |
| 11.Manufacture of beverages. | 2,681 | 50 | 191 | 587 | 740 | 802 | 289 | 22 |
| 12.Manufacture of tobacco products . . . | 18 | - | - | 7 | 5 | 3 | 2 | 1 |
| 13.Manufacture of textiles | 1,803 | 32 | 138 | 517 | 568 | 452 | 88 | 8 |
| 14.Manufacture of wearing apparel. . . . | 16,174 | 148 | 1,795 | 6,438 | 3,850 | 2,922 | 911 | 110 |
| 15.Manufacture of leather & related products | 608 | 14 | 36 | 104 | 165 | 212 | 64 | 13 |
| 16.Manufacture of wood & of products of wood & cork, except furniture; manufacture of articles of straw & plaiting materials. | 954 | 22 | 76 | 209 | 273 | 266 | 95 | 13 |
| 17.Manufacture of paper & paper products | 405 | 11 | 41 | 108 | 96 | 111 | 35 | 3 |
| 18.Printing & reproduction of recorded media | 1,864 | 55 | 223 | 491 | 408 | 448 | 209 | 30 |
| 19.Manufacture of coke and refined petroleum products | 74 | - | 5 | 23 | 22 | 17 | 6 | 1 |
| 20.Manufacture of chemicals & chemical products | 1,685 | 58 | 190 | 411 | 462 | 399 | 155 | 10 |
| 21.Manufacture of basic pharmaceutical products & pharmaceutical preparations | 47 | 2 | 4 | 14 | 12 | 11 | 3 | 1 |
| 22.Manufacture of rubber & plastic products | 1,158 | 36 | 127 | 322 | 264 | 292 | 103 | 14 |
| 23.Manufacture of other non-metallic mineral products | 2,426 | 21 | 197 | 686 | 705 | 581 | 215 | 21 |
| 24.Manufacturing of basic metals | 246 | 5 | 35 | 53 | 63 | 60 | 30 | - |
| 25.Manufacture of fabricated metal products, except machinery & equipment | 6,249 | 351 | 826 | 1,916 | 1,436 | 1,267 | 420 | 33 |
| 26.Man of computer, electronic & optical products | 572 | 14 | 74 | 212 | 133 | 111 | 25 | 3 |
| 27.Manufacture of electrical equipment . | 95 | 1 | 12 | 27 | 24 | 23 | 6 | 2 |
| 28.Manufacture of machinery & equipment.n.e.c | 240 | 9 | 26 | 58 | 49 | 46 | 48 | 4 |
| 29.Man. of motor vehicles, trailers & semi-trailers | 181 | 13 | 15 | 50 | 49 | 30 | 18 | 6 |
| 30.Manufacture of other transport equipment | 451 | 13 | 49 | 143 | 109 | 88 | 47 | 2 |
| 31.Manufacture of furniture. | 6,422 | 204 | 481 | 1,739 | 1,825 | 1,574 | 516 | 83 |
| 32.Other manufacturing | 1,728 | 38 | 119 | 510 | 459 | 409 | 165 | 28 |
| 33.Repair & installation of machinery and equipment | 679 | 21 | 73 | 192 | 165 | 164 | 56 | 8 |
| Section D - Electricity, gas, steam & air conditioning supply. | 2,113 | 8 | 154 | 443 | 458 | 575 | 466 | 9 |
| 35.Electricity, gas, steam & air conditioning supply | 2,113 | 8 | 154 | 443 | 458 | 575 | 466 | 9 |
| Section E - Water supply, sewerage, waste management & remediation activities. | 2,766 | 22 | 170 | 625 | 680 | 705 | 538 | 26 |
| 36.Water collection, treatment & supply . | 1,473 | 8 | 92 | 300 | 298 | 371 | 384 | 20 |
| 37.Sewerage. | 458 | 2 | 25 | 166 | 123 | 78 | 60 | 4 |
| 38.Waste collection, treatment & disposal activities; materials recovery. | 834 | 12 | 53 | 159 | 258 | 256 | 94 | 2 |
| 39.Remediation activities & other waste management services. | 1 | - | - | - | 1 | - | - | - |

Table CA5 - Currently employed population 16 years of age and over by industry, age and sex

| Country, Island, Industry (section & division) and Sex | Total | Age group (in years) | | | | | | |
|--|--------|----------------------|---------|---------|---------|---------|---------|-----------|
| | | 16 - 19 | 20 - 24 | 25 - 34 | 35 - 44 | 45 - 54 | 55 - 64 | 65 & over |
| REPUBLIC OF MAURITIUS | | | | | | | | |
| Section F - Construction | 51,373 | 1,466 | 4,934 | 14,223 | 14,471 | 12,184 | 3,793 | 302 |
| 41.Construction of buildings | 35,139 | 966 | 3,084 | 9,567 | 10,413 | 8,434 | 2,485 | 190 |
| 42.Civil engineering | 2,595 | 44 | 233 | 710 | 660 | 637 | 286 | 25 |
| 43.Specialised construction activities . | 13,639 | 456 | 1,617 | 3,946 | 3,398 | 3,113 | 1,022 | 87 |
| Section G - Wholesale & retail trade,repair of motor vehicles & motorcycles. | 44,887 | 1,430 | 4,556 | 11,206 | 10,270 | 11,090 | 4,841 | 1,494 |
| 45.Wholesale and retail trade and repair of motor vehicles & motorcycles. | 8,721 | 405 | 1,130 | 2,642 | 1,958 | 1,828 | 662 | 96 |
| 46.Wholesale trade, except for m.vehicles & m.cycles | 9,654 | 204 | 884 | 2,605 | 2,376 | 2,444 | 979 | 162 |
| 47.Retail trade, except for m.vehicles & m.cycles | 26,512 | 821 | 2,542 | 5,959 | 5,936 | 6,818 | 3,200 | 1,236 |
| Section H - Transportation and storage. . | 28,389 | 267 | 1,715 | 6,532 | 7,635 | 8,178 | 3,638 | 424 |
| 49.Land transport and transport via pipelines | 19,743 | 169 | 892 | 4,227 | 5,649 | 5,966 | 2,461 | 379 |
| 50.Water transport | 870 | 24 | 141 | 324 | 229 | 111 | 36 | 5 |
| 51.Air transport | 1,465 | 7 | 78 | 358 | 482 | 404 | 135 | 1 |
| 52.Warehousing & support act. for transportation | 5,293 | 60 | 534 | 1,369 | 1,121 | 1,366 | 807 | 36 |
| 53.Postal and courier activities | 1,018 | 7 | 70 | 254 | 154 | 331 | 199 | 3 |
| Section I - Accomodation and food service activities | 24,973 | 1,124 | 3,762 | 8,139 | 5,897 | 4,454 | 1,395 | 202 |
| 55.Accomodation. | 18,110 | 846 | 3,009 | 6,357 | 4,297 | 2,837 | 718 | 46 |
| 56.Food and beverage service activities. | 6,863 | 278 | 753 | 1,782 | 1,600 | 1,617 | 677 | 156 |
| Section J - Information and communication | 7,145 | 103 | 1,059 | 2,888 | 1,462 | 1,171 | 412 | 50 |
| 58.Publishing activities | 884 | 11 | 102 | 268 | 173 | 189 | 115 | 26 |
| 59.Motion picture, video and TV programme production, sound recording and music publishing.activities | 191 | 4 | 12 | 65 | 54 | 36 | 17 | 3 |
| 60.Programming and broadcasting activities | 660 | 1 | 64 | 209 | 153 | 145 | 80 | 8 |
| 61.Telecommunications. | 2,362 | 22 | 228 | 673 | 689 | 607 | 138 | 5 |
| 62.Computer programming, consultancy & related act. | 2,431 | 37 | 461 | 1,379 | 326 | 164 | 56 | 8 |
| 63.Information service activities. | 617 | 28 | 192 | 294 | 67 | 30 | 6 | - |
| Section K - Financial and insurance activities | 7,301 | 51 | 820 | 2,465 | 1,709 | 1,558 | 631 | 67 |
| 64.Financial service activities, except insurance & pension funding | 4,761 | 24 | 545 | 1,739 | 1,133 | 965 | 333 | 22 |
| 65.Insurance,reinsurance and pension funding, except compulsory social security. | 1,885 | 23 | 202 | 474 | 437 | 472 | 248 | 29 |
| 66.Activities auxiliary to financial service and insurance activities. | 655 | 4 | 73 | 252 | 139 | 121 | 50 | 16 |
| Section L - Real estate activities. | 1,033 | 2 | 41 | 247 | 282 | 298 | 129 | 34 |
| 68.Real estate activities. | 1,033 | 2 | 41 | 247 | 282 | 298 | 129 | 34 |
| Section M - Professional, scientific & technical act. | 8,334 | 114 | 1,045 | 2,703 | 1,839 | 1,501 | 963 | 169 |
| 69.Legal and accounting activities | 2,115 | 25 | 356 | 715 | 403 | 330 | 208 | 78 |
| 70.Act.of head offices;management consultancy act. | 487 | 3 | 66 | 146 | 113 | 98 | 49 | 12 |
| 71.Architectural and engineering activities;technical testing & analysis. | 2,708 | 49 | 329 | 919 | 616 | 483 | 278 | 34 |
| 72.Scientific research and development . | 719 | - | 19 | 113 | 159 | 208 | 211 | 9 |
| 73.Advertising and market research | 866 | 15 | 130 | 341 | 189 | 135 | 52 | 4 |
| 74.Other professional, scientific and technical act. | 1,336 | 22 | 145 | 458 | 351 | 219 | 112 | 29 |
| 75.Veterinary activities | 103 | - | - | 11 | 8 | 28 | 53 | 3 |

Table CA5 - Currently employed population 16 years of age and over by industry, age and sex

| Country, Island, Industry (section & division) and Sex | Total | Age group (in years) | | | | | | |
|--|--------|----------------------|---------|---------|---------|---------|---------|-----------|
| | | 16 - 19 | 20 - 24 | 25 - 34 | 35 - 44 | 45 - 54 | 55 - 64 | 65 & over |
| REPUBLIC OF MAURITIUS | | | | | | | | |
| Section N - Administrative and support service act. | 14,350 | 397 | 1,959 | 3,912 | 2,882 | 3,295 | 1,636 | 269 |
| 77.Rental and leasing activities | 1,186 | 54 | 187 | 407 | 266 | 213 | 50 | 9 |
| 78.Employment activities | 49 | - | 5 | 18 | 12 | 9 | 4 | 1 |
| 79.Travel agency,tour operator,reservation service and related activities. | 1,624 | 20 | 160 | 519 | 438 | 369 | 107 | 11 |
| 80.Security and investigation activities | 6,037 | 123 | 519 | 1,136 | 1,195 | 1,799 | 1,066 | 199 |
| 81.Services to buildings and landscape activities | 2,733 | 79 | 225 | 625 | 680 | 733 | 355 | 36 |
| 82.Office administrative,office support and other business support activities | 2,721 | 121 | 863 | 1,207 | 291 | 172 | 54 | 13 |
| Section O - Public administration and defence; compulsory social security. | 28,563 | 158 | 1,348 | 6,249 | 7,482 | 8,230 | 4,957 | 139 |
| 84.Public administration and defence;compulsory social security | 28,563 | 158 | 1,348 | 6,249 | 7,482 | 8,230 | 4,957 | 139 |
| Section P - Education | 11,807 | 25 | 452 | 2,703 | 2,627 | 3,015 | 2,815 | 170 |
| 85.Education | 11,807 | 25 | 452 | 2,703 | 2,627 | 3,015 | 2,815 | 170 |
| Section Q - Human health and social work.activities | 8,279 | 12 | 369 | 2,197 | 1,683 | 2,129 | 1,724 | 165 |
| 86.Human health activities | 7,292 | 8 | 328 | 2,064 | 1,474 | 1,730 | 1,542 | 146 |
| 87.Residential care activities | 151 | 1 | 13 | 19 | 28 | 51 | 30 | 9 |
| 88.Social work activities without accomodation | 836 | 3 | 28 | 114 | 181 | 348 | 152 | 10 |
| Section R - Arts, entertainment and recreation | 4,233 | 121 | 512 | 1,201 | 1,125 | 911 | 320 | 43 |
| 90.Creative,arts and entertainment activities | 362 | 10 | 49 | 96 | 100 | 73 | 28 | 6 |
| 91.Libraries, archives,museums and other cultural act | 392 | 7 | 18 | 103 | 83 | 105 | 69 | 7 |
| 92.Gambling and betting activities | 1,594 | 30 | 209 | 418 | 449 | 373 | 102 | 13 |
| 93.Sports activities and amusement and recreation act | 1,885 | 74 | 236 | 584 | 493 | 360 | 121 | 17 |
| Section S - Other service activities. | 3,957 | 95 | 341 | 979 | 903 | 967 | 501 | 171 |
| 94.Activities of membership organisations | 1,348 | 5 | 48 | 292 | 300 | 399 | 224 | 80 |
| 95.Repair of computers and personal household goods | 1,236 | 30 | 132 | 320 | 281 | 291 | 142 | 40 |
| 96.Other personal service activities | 1,373 | 60 | 161 | 367 | 322 | 277 | 135 | 51 |
| Section T - Activities of households as employers | 2,870 | 45 | 142 | 402 | 684 | 929 | 531 | 137 |
| 97.Activities of households as employers of domestic personnel. | 2,870 | 45 | 142 | 402 | 684 | 929 | 531 | 137 |
| Section U - Activities of extraterritorial organisations and bodies. | 186 | - | 3 | 37 | 50 | 58 | 33 | 5 |
| 99.Activities of extraterritorial organisations and bodies. | 186 | - | 3 | 37 | 50 | 58 | 33 | 5 |
| Not stated. | 551 | 12 | 123 | 259 | 93 | 45 | 14 | 5 |

Table CA5 - Currently employed population 16 years of age and over by industry, age and sex

| Country, Island, Industry (section & division) and Sex | Total | Age group (in years) | | | | | | |
|---|---------|----------------------|---------|---------|---------|---------|---------|-----------|
| | | 16 - 19 | 20 - 24 | 25 - 34 | 35 - 44 | 45 - 54 | 55 - 64 | 65 & over |
| REPUBLIC OF MAURITIUS | | | | | | | | |
| Female | 185,128 | 3,487 | 19,985 | 55,634 | 47,047 | 40,391 | 16,462 | 2,122 |
| Section A - Agriculture,forestry and fishing | 9,288 | 38 | 197 | 1,092 | 1,845 | 2,860 | 2,611 | 645 |
| 01.Crop and animal production, hunting and related service activities. | 9,029 | 36 | 183 | 1,032 | 1,759 | 2,797 | 2,582 | 640 |
| 02.Forestry and logging. | 17 | - | 1 | 4 | 7 | 2 | 3 | - |
| 03.Fishing and aquaculture | 242 | 2 | 13 | 56 | 79 | 61 | 26 | 5 |
| Section B - Mining and quarrying. | 110 | - | 4 | 33 | 27 | 35 | 11 | - |
| 05.Mining of coal and lignite. | - | - | - | - | - | - | - | - |
| 06.Extraction of crude petroleum and natural gas | - | - | - | - | - | - | - | - |
| 07.Mining of metal ores. | - | - | - | - | - | - | - | - |
| 08.Other mining and quarrying. | 110 | - | 4 | 33 | 27 | 35 | 11 | - |
| 09.Mining support service activities . . | - | - | - | - | - | - | - | - |
| Section C - Manufacturing | 41,179 | 640 | 3,770 | 12,847 | 11,451 | 9,505 | 2,793 | 173 |
| 10.Manufacture of food products. | 5,652 | 87 | 430 | 1,975 | 1,562 | 1,212 | 367 | 19 |
| 11.Manufacture of beverages. | 564 | 13 | 62 | 190 | 139 | 115 | 44 | 1 |
| 12.Manufacture of tobacco products . . . | 3 | - | - | 1 | - | 1 | 1 | - |
| 13.Manufacture of textiles | 1,125 | 20 | 83 | 283 | 392 | 272 | 71 | 4 |
| 14.Manufacture of wearing apparel. . . . | 26,283 | 290 | 2,315 | 8,068 | 7,218 | 6,365 | 1,915 | 112 |
| 15.Manufacture of leather & related products | 750 | 27 | 58 | 178 | 218 | 215 | 46 | 8 |
| 16.Manufacture of wood & of products of wood & cork, except furniture; manufacture of articles of straw & plaiting materials. | 241 | 2 | 26 | 65 | 75 | 52 | 17 | 4 |
| 17.Manufacture of paper & paper products | 217 | 9 | 19 | 61 | 64 | 53 | 11 | - |
| 18.Printing & reproduction of recorded media | 774 | 24 | 98 | 255 | 187 | 162 | 44 | 4 |
| 19.Manufacture of coke and refined petroleum products | 12 | - | 1 | 2 | 5 | 3 | 1 | - |
| 20.Manufacture of chemicals & chemical products | 575 | 17 | 95 | 173 | 148 | 109 | 30 | 3 |
| 21.Manufacture of basic pharmaceutical products & pharmaceutical preparations | 74 | 3 | 10 | 27 | 19 | 11 | 4 | - |
| 22.Manufacture of rubber & plastic products | 439 | 8 | 39 | 123 | 129 | 96 | 41 | 3 |
| 23.Manufacture of other non-metallic mineral products | 241 | 6 | 36 | 76 | 73 | 38 | 12 | - |
| 24.Manufacturing of basic metals | 45 | 1 | 9 | 16 | 14 | 4 | 1 | - |
| 25.Manufacture of fabricated metal products,except machinery & equipment | 390 | 17 | 46 | 141 | 99 | 69 | 17 | 1 |
| 26.Man of computer,electronic & optical.products | 883 | 28 | 110 | 294 | 275 | 152 | 24 | - |
| 27.Manufacture of electrical equipment . | 81 | - | 12 | 34 | 15 | 15 | 5 | - |
| 28.Manufacture of machinery & equipment.n.e.c | 32 | 1 | 10 | 5 | 6 | 6 | 4 | - |
| 29.Man. of motor vehicles, trailers & semi-trailers | 25 | - | 3 | 9 | 6 | 4 | 2 | 1 |
| 30.Manufacture of other transport equipment | 59 | - | 14 | 11 | 21 | 9 | 4 | - |
| 31.Manufacture of furniture. | 344 | 9 | 32 | 102 | 99 | 69 | 30 | 3 |
| 32.Other manufacturing | 2,330 | 78 | 256 | 747 | 676 | 466 | 97 | 10 |
| 33.Repair & installation of machinery and equipment | 40 | - | 6 | 11 | 11 | 7 | 5 | - |
| Section D - Electricity, gas, steam & air conditioning supply. | 176 | - | 17 | 73 | 43 | 36 | 7 | - |
| 35.Electricity, gas, steam & air conditioning supply | 176 | - | 17 | 73 | 43 | 36 | 7 | - |
| Section E - Water supply,sewerage,waste management & remediation activities. | 423 | 8 | 54 | 128 | 106 | 79 | 48 | - |
| 36.Water collection,treatment & supply . | 186 | 6 | 19 | 47 | 48 | 43 | 23 | - |
| 37.Sewerage. | 103 | - | 23 | 47 | 16 | 10 | 7 | - |
| 38.Waste collection,treatment & disposal activities; materials recovery. | 134 | 2 | 12 | 34 | 42 | 26 | 18 | - |
| 39.Remediation activities & other waste management services. | - | - | - | - | - | - | - | - |

Table CA5 - Currently employed population 16 years of age and over by industry, age and sex

| Country, Island, Industry (section & division) and Sex | Total | Age group (in years) | | | | | | |
|--|--------|----------------------|---------|---------|---------|---------|---------|-----------|
| | | 16 - 19 | 20 - 24 | 25 - 34 | 35 - 44 | 45 - 54 | 55 - 64 | 65 & over |
| REPUBLIC OF MAURITIUS | | | | | | | | |
| Section F - Construction | 1,603 | 50 | 207 | 585 | 422 | 264 | 67 | 8 |
| 41.Construction of buildings | 909 | 32 | 115 | 320 | 249 | 152 | 36 | 5 |
| 42.Civil engineering | 167 | 4 | 19 | 73 | 41 | 25 | 5 | - |
| 43.Specialised construction activities . | 527 | 14 | 73 | 192 | 132 | 87 | 26 | 3 |
| Section G - Wholesale & retail trade,repair of motor vehicles & motorcycles. | 28,348 | 1,091 | 3,943 | 8,152 | 6,920 | 5,606 | 2,147 | 489 |
| 45.Wholesale and retail trade and repair of motor vehicles & motorcycles. | 1,113 | 25 | 185 | 366 | 291 | 182 | 59 | 5 |
| 46.Wholesale trade, except for m.vehicles & m.cycles | 3,394 | 67 | 418 | 1,152 | 870 | 658 | 203 | 26 |
| 47.Retail trade, except for m.vehicles & m.cycles | 23,841 | 999 | 3,340 | 6,634 | 5,759 | 4,766 | 1,885 | 458 |
| Section H - Transportation and storage. . | 3,471 | 37 | 464 | 1,276 | 997 | 546 | 148 | 3 |
| 49.Land transport and transport via pipelines | 647 | 11 | 41 | 192 | 219 | 133 | 48 | 3 |
| 50.Water transport | 143 | - | 18 | 57 | 42 | 19 | 7 | - |
| 51.Air transport | 928 | 1 | 110 | 327 | 320 | 136 | 34 | - |
| 52.Warehousing & support act. for transportation | 1,229 | 16 | 204 | 465 | 283 | 209 | 52 | - |
| 53.Postal and courier activities | 524 | 9 | 91 | 235 | 133 | 49 | 7 | - |
| Section I - Accomodation and food service activities | 14,607 | 542 | 1,929 | 4,508 | 3,922 | 2,833 | 803 | 70 |
| 55.Accomodation. | 7,743 | 296 | 1,249 | 2,773 | 1,952 | 1,199 | 269 | 5 |
| 56.Food and beverage service activities. | 6,864 | 246 | 680 | 1,735 | 1,970 | 1,634 | 534 | 65 |
| Section J - Information and communication | 4,250 | 87 | 1,097 | 1,886 | 707 | 372 | 94 | 7 |
| 58.Publishing activities | 514 | 9 | 98 | 221 | 106 | 55 | 22 | 3 |
| 59.Motion picture, video and TV programme production, sound recording and music publishing.activities | 62 | - | 12 | 18 | 19 | 10 | 3 | - |
| 60.Programming and broadcasting activities | 354 | 4 | 56 | 132 | 68 | 68 | 24 | 2 |
| 61.Telecommunications. | 1,152 | 19 | 248 | 441 | 262 | 145 | 36 | 1 |
| 62.Computer programming, consultancy & related act. | 1,544 | 25 | 455 | 784 | 200 | 71 | 8 | 1 |
| 63.Information service activities. | 624 | 30 | 228 | 290 | 52 | 23 | 1 | - |
| Section K - Financial and insurance activities | 6,972 | 111 | 1,474 | 2,857 | 1,450 | 856 | 214 | 10 |
| 64.Financial service activities, except insurance & pension funding | 4,642 | 69 | 1,004 | 2,004 | 900 | 544 | 117 | 4 |
| 65.Insurance,reinsurance and pension funding, except compulsory social security. | 1,807 | 36 | 347 | 641 | 443 | 254 | 82 | 4 |
| 66.Activities auxiliary to financial service and insurance activities. | 523 | 6 | 123 | 212 | 107 | 58 | 15 | 2 |
| Section L - Real estate activities. | 553 | 5 | 53 | 191 | 147 | 123 | 31 | 3 |
| 68.Real estate activities. | 553 | 5 | 53 | 191 | 147 | 123 | 31 | 3 |
| Section M - Professional, scientific & technical act. | 4,308 | 84 | 948 | 1,623 | 907 | 579 | 145 | 22 |
| 69.Legal and accounting activities | 2,090 | 52 | 599 | 776 | 379 | 224 | 53 | 7 |
| 70.Act.of head offices;management consultancy act. | 399 | 6 | 56 | 154 | 93 | 67 | 19 | 4 |
| 71.Architectural and engineering activities;technical testing & analysis. | 516 | 9 | 88 | 176 | 134 | 88 | 20 | 1 |
| 72.Scientific research and development . | 223 | 1 | 20 | 83 | 55 | 45 | 17 | 2 |
| 73.Advertising and market research | 543 | 8 | 117 | 230 | 114 | 58 | 14 | 2 |
| 74.Other professional, scientific and technical act. | 515 | 8 | 68 | 193 | 129 | 93 | 18 | 6 |
| 75.Veterinary activities | 22 | - | - | 11 | 3 | 4 | 4 | - |

Table CA5 - Currently employed population 16 years of age and over by industry, age and sex

| Country, Island, Industry (section & division) and Sex | Total | Age group (in years) | | | | | | |
|--|--------|----------------------|---------|---------|---------|---------|---------|-----------|
| | | 16 - 19 | 20 - 24 | 25 - 34 | 35 - 44 | 45 - 54 | 55 - 64 | 65 & over |
| REPUBLIC OF MAURITIUS | | | | | | | | |
| Section N - Administrative and support service act. | 8,453 | 272 | 1,799 | 2,787 | 1,830 | 1,369 | 372 | 24 |
| 77.Rental and leasing activities | 157 | 1 | 14 | 55 | 49 | 26 | 9 | 3 |
| 78.Employment activities | 91 | 4 | 14 | 36 | 23 | 11 | 3 | - |
| 79.Travel agency,tour operator,reservation service and related activities. | 1,356 | 21 | 271 | 529 | 297 | 184 | 50 | 4 |
| 80.Security and investigation activities | 654 | 18 | 58 | 187 | 189 | 167 | 35 | - |
| 81.Services to buildings and landscape activities | 2,531 | 19 | 101 | 498 | 874 | 795 | 228 | 16 |
| 82.Office administrative,office support and other business support activities | 3,664 | 209 | 1,341 | 1,482 | 398 | 186 | 47 | 1 |
| Section O - Public administration and defence; compulsory social security. | 9,121 | 43 | 579 | 2,847 | 2,814 | 1,969 | 849 | 20 |
| 84.Public administration and defence;compulsory social security | 9,121 | 43 | 579 | 2,847 | 2,814 | 1,969 | 849 | 20 |
| Section P - Education | 18,671 | 101 | 1,409 | 6,574 | 4,540 | 3,994 | 1,967 | 86 |
| 85.Education | 18,671 | 101 | 1,409 | 6,574 | 4,540 | 3,994 | 1,967 | 86 |
| Section Q - Human health and social work.activities | 10,258 | 62 | 695 | 3,136 | 2,561 | 2,525 | 1,203 | 76 |
| 86.Human health activities | 8,003 | 50 | 576 | 2,678 | 1,993 | 1,776 | 896 | 34 |
| 87.Residential care activities | 685 | 2 | 26 | 86 | 150 | 283 | 119 | 19 |
| 88.Social work activities without accomodation | 1,570 | 10 | 93 | 372 | 418 | 466 | 188 | 23 |
| Section R - Arts, entertainment and recreation | 1,920 | 51 | 284 | 638 | 521 | 319 | 97 | 10 |
| 90.Creative,arts and entertainment activities | 145 | 13 | 27 | 61 | 22 | 14 | 8 | - |
| 91.Libraries, archives,museums and other cultural act | 234 | - | 27 | 81 | 55 | 49 | 21 | 1 |
| 92.Gambling and betting activities | 1,035 | 22 | 163 | 330 | 304 | 172 | 38 | 6 |
| 93.Sports activities and amusement and recreation act | 506 | 16 | 67 | 166 | 140 | 84 | 30 | 3 |
| Section S - Other service activities. | 3,953 | 173 | 572 | 1,401 | 907 | 636 | 221 | 43 |
| 94.Activities of membership organisations | 896 | 7 | 64 | 214 | 198 | 261 | 121 | 31 |
| 95.Repair of computers and personal household goods | 112 | 4 | 20 | 35 | 28 | 21 | 3 | 1 |
| 96.Other personal service activities | 2,945 | 162 | 488 | 1,152 | 681 | 354 | 97 | 11 |
| Section T - Activities of households as employers | 16,816 | 88 | 419 | 2,689 | 4,775 | 5,807 | 2,608 | 430 |
| 97.Activities of households as employers of domestic personnel. | 16,816 | 88 | 419 | 2,689 | 4,775 | 5,807 | 2,608 | 430 |
| Section U - Activities of extraterritorial organisations and bodies. | 155 | - | 7 | 43 | 38 | 47 | 20 | - |
| 99.Activities of extraterritorial organisations and bodies. | 155 | - | 7 | 43 | 38 | 47 | 20 | - |
| Not stated. | 493 | 4 | 64 | 268 | 117 | 31 | 6 | 3 |

Table CA5 - Currently employed population 16 years of age and over by industry, age and sex

| Country, Island, Industry (section & division) and Sex | Total | Age group (in years) | | | | | | |
|---|---------|----------------------|---------|---------|---------|---------|---------|-----------|
| | | 16 - 19 | 20 - 24 | 25 - 34 | 35 - 44 | 45 - 54 | 55 - 64 | 65 & over |
| ISLAND OF MAURITIUS | | | | | | | | |
| Both sexes | 506,783 | 10,231 | 48,566 | 139,440 | 126,454 | 121,136 | 53,962 | 6,994 |
| Section A - Agriculture,forestry and fishing | 32,032 | 221 | 807 | 3,815 | 7,389 | 11,453 | 7,069 | 1,278 |
| 01.Crop and animal production, hunting and related service activities. | 28,186 | 163 | 663 | 3,186 | 6,471 | 10,284 | 6,253 | 1,166 |
| 02.Forestry and logging. | 612 | 4 | 15 | 60 | 93 | 211 | 226 | 3 |
| 03.Fishing and aquaculture | 3,234 | 54 | 129 | 569 | 825 | 958 | 590 | 109 |
| Section B - Mining and quarrying. | 1,036 | 10 | 62 | 255 | 281 | 290 | 130 | 8 |
| 05.Mining of coal and lignite. | - | - | - | - | - | - | - | - |
| 06.Extraction of crude petroleum and natural gas | 1 | - | - | - | 1 | - | - | - |
| 07.Mining of metal ores. | - | - | - | - | - | - | - | - |
| 08.Other mining and quarrying. | 1,034 | 10 | 62 | 254 | 280 | 290 | 130 | 8 |
| 09.Mining support service activities . . | 1 | - | - | 1 | - | - | - | - |
| Section C - Manufacturing | 95,826 | 1,943 | 9,196 | 29,559 | 25,239 | 22,013 | 7,212 | 664 |
| 10.Manufacture of food products. | 14,302 | 295 | 1,181 | 4,080 | 3,682 | 3,614 | 1,340 | 110 |
| 11.Manufacture of beverages. | 3,222 | 61 | 252 | 771 | 872 | 911 | 333 | 22 |
| 12.Manufacture of tobacco products . . . | 21 | - | - | 8 | 5 | 4 | 3 | 1 |
| 13.Manufacture of textiles | 2,882 | 50 | 218 | 776 | 949 | 720 | 157 | 12 |
| 14.Manufacture of wearing apparel. . . . | 42,251 | 437 | 4,099 | 14,469 | 11,001 | 9,229 | 2,798 | 218 |
| 15.Manufacture of leather & related products | 1,348 | 40 | 94 | 281 | 381 | 426 | 106 | 20 |
| 16.Manufacture of wood & of products of wood & cork, except furniture; manufacture of articles of straw & plaiting materials. | 1,156 | 23 | 101 | 271 | 333 | 306 | 108 | 14 |
| 17.Manufacture of paper & paper products | 622 | 20 | 60 | 169 | 160 | 164 | 46 | 3 |
| 18.Printing & reproduction of recorded media | 2,625 | 78 | 319 | 740 | 594 | 607 | 253 | 34 |
| 19.Manufacture of coke and refined petroleum products | 85 | - | 6 | 25 | 27 | 20 | 6 | 1 |
| 20.Manufacture of chemicals & chemical products | 2,255 | 75 | 285 | 583 | 607 | 508 | 184 | 13 |
| 21.Manufacture of basic pharmaceutical products & pharmaceutical preparations | 121 | 5 | 14 | 41 | 31 | 22 | 7 | 1 |
| 22.Manufacture of rubber & plastic products | 1,588 | 44 | 166 | 439 | 391 | 388 | 143 | 17 |
| 23.Manufacture of other non-metallic mineral products | 2,642 | 27 | 232 | 758 | 769 | 609 | 226 | 21 |
| 24.Manufacturing of basic metals | 290 | 6 | 44 | 69 | 76 | 64 | 31 | - |
| 25.Manufacture of fabricated metal products,except machinery & equipment | 6,540 | 364 | 852 | 2,031 | 1,506 | 1,318 | 435 | 34 |
| 26.Man of computer,electronic & optical.products | 1,455 | 42 | 184 | 506 | 408 | 263 | 49 | 3 |
| 27.Manufacture of electrical equipment . | 176 | 1 | 24 | 61 | 39 | 38 | 11 | 2 |
| 28.Manufacture of machinery & equipment.n.e.c | 271 | 10 | 35 | 63 | 55 | 52 | 52 | 4 |
| 29.Man. of motor vehicles, trailers & semi-trailers | 206 | 13 | 18 | 59 | 55 | 34 | 20 | 7 |
| 30.Manufacture of other transport equipment | 505 | 13 | 62 | 153 | 129 | 95 | 51 | 2 |
| 31.Manufacture of furniture. | 6,657 | 208 | 504 | 1,803 | 1,899 | 1,625 | 535 | 83 |
| 32.Other manufacturing | 3,893 | 110 | 367 | 1,201 | 1,096 | 827 | 258 | 34 |
| 33.Repair & installation of machinery and equipment | 713 | 21 | 79 | 202 | 174 | 169 | 60 | 8 |
| Section D - Electricity, gas, steam & air conditioning supply. | 2,187 | 7 | 165 | 478 | 469 | 589 | 470 | 9 |
| 35.Electricity, gas, steam & air conditioning supply | 2,187 | 7 | 165 | 478 | 469 | 589 | 470 | 9 |
| Section E - Water supply,sewerage,waste management & remediation activities. | 2,915 | 29 | 190 | 697 | 754 | 719 | 501 | 25 |
| 36.Water collection,treatment & supply . | 1,399 | 13 | 78 | 297 | 320 | 349 | 323 | 19 |
| 37.Sewerage. | 559 | 2 | 47 | 213 | 138 | 88 | 67 | 4 |
| 38.Waste collection,treatment & disposal activities; materials recovery. | 956 | 14 | 65 | 187 | 295 | 282 | 111 | 2 |
| 39.Remediation activities & other waste management services. | 1 | - | - | - | 1 | - | - | - |

Table CA5 - Currently employed population 16 years of age and over by industry, age and sex

| Country, Island, Industry (section & division) and Sex | Total | Age group (in years) | | | | | | |
|--|--------|----------------------|---------|---------|---------|---------|---------|-----------|
| | | 16 - 19 | 20 - 24 | 25 - 34 | 35 - 44 | 45 - 54 | 55 - 64 | 65 & over |
| ISLAND OF MAURITIUS | | | | | | | | |
| Section F - Construction | 51,657 | 1,479 | 4,981 | 14,387 | 14,513 | 12,210 | 3,783 | 304 |
| 41.Construction of buildings | 35,003 | 969 | 3,075 | 9,572 | 10,355 | 8,383 | 2,460 | 189 |
| 42.Civil engineering | 2,621 | 45 | 239 | 735 | 662 | 638 | 277 | 25 |
| 43.Specialised construction activities . | 14,033 | 465 | 1,667 | 4,080 | 3,496 | 3,189 | 1,046 | 90 |
| Section G - Wholesale & retail trade,repair of motor vehicles & motorcycles. | 71,664 | 2,454 | 8,277 | 18,904 | 16,866 | 16,394 | 6,867 | 1,902 |
| 45.Wholesale and retail trade and repair of motor vehicles & motorcycles. | 9,657 | 419 | 1,291 | 2,960 | 2,213 | 1,973 | 702 | 99 |
| 46.Wholesale trade, except for m.vehicles & m.cycles | 12,838 | 268 | 1,271 | 3,695 | 3,210 | 3,043 | 1,168 | 183 |
| 47.Retail trade, except for m.vehicles & m.cycles | 49,169 | 1,767 | 5,715 | 12,249 | 11,443 | 11,378 | 4,997 | 1,620 |
| Section H - Transportation and storage. . | 31,243 | 289 | 2,123 | 7,590 | 8,490 | 8,579 | 3,751 | 421 |
| 49.Land transport and transport via pipelines | 20,006 | 167 | 889 | 4,273 | 5,766 | 6,035 | 2,500 | 376 |
| 50.Water transport | 994 | 24 | 158 | 379 | 265 | 120 | 43 | 5 |
| 51.Air transport | 2,368 | 8 | 186 | 675 | 797 | 533 | 168 | 1 |
| 52.Warehousing & support act. for transportation | 6,379 | 74 | 734 | 1,792 | 1,384 | 1,522 | 837 | 36 |
| 53.Postal and courier activities | 1,496 | 16 | 156 | 471 | 278 | 369 | 203 | 3 |
| Section I - Accomodation and food service activities | 38,716 | 1,633 | 5,570 | 12,301 | 9,629 | 7,156 | 2,162 | 265 |
| 55.Accomodation. | 25,351 | 1,129 | 4,198 | 8,904 | 6,138 | 3,962 | 972 | 48 |
| 56.Food and beverage service activities. | 13,365 | 504 | 1,372 | 3,397 | 3,491 | 3,194 | 1,190 | 217 |
| Section J - Information and communication | 11,253 | 189 | 2,147 | 4,712 | 2,138 | 1,512 | 499 | 56 |
| 58.Publishing activities | 1,380 | 20 | 197 | 486 | 276 | 240 | 133 | 28 |
| 59.Motion picture, video and TV programme production, sound recording and music publishing.activities | 248 | 4 | 24 | 80 | 72 | 45 | 20 | 3 |
| 60.Programming and broadcasting activities | 982 | 5 | 119 | 328 | 212 | 205 | 103 | 10 |
| 61.Telecommunications. | 3,446 | 41 | 473 | 1,083 | 935 | 736 | 172 | 6 |
| 62.Computer programming, consultancy & related act. | 3,961 | 62 | 914 | 2,155 | 524 | 233 | 64 | 9 |
| 63.Information service activities. | 1,236 | 57 | 420 | 580 | 119 | 53 | 7 | - |
| Section K - Financial and insurance activities | 14,120 | 160 | 2,270 | 5,269 | 3,115 | 2,388 | 841 | 77 |
| 64.Financial service activities, except insurance & pension funding | 9,291 | 92 | 1,535 | 3,701 | 2,004 | 1,487 | 446 | 26 |
| 65.Insurance,reinsurance and pension funding, except compulsory social security. | 3,655 | 58 | 540 | 1,105 | 867 | 722 | 330 | 33 |
| 66.Activities auxiliary to financial service and insurance activities. | 1,174 | 10 | 195 | 463 | 244 | 179 | 65 | 18 |
| Section L - Real estate activities. | 1,579 | 7 | 94 | 436 | 426 | 419 | 160 | 37 |
| 68.Real estate activities. | 1,579 | 7 | 94 | 436 | 426 | 419 | 160 | 37 |
| Section M - Professional, scientific & technical act. | 12,534 | 198 | 1,985 | 4,295 | 2,716 | 2,066 | 1,083 | 191 |
| 69.Legal and accounting activities | 4,201 | 77 | 955 | 1,487 | 782 | 554 | 261 | 85 |
| 70.Act.of head offices;management consultancy act. | 881 | 9 | 120 | 299 | 204 | 165 | 68 | 16 |
| 71.Architectural and engineering activities;technical testing & analysis. | 3,211 | 58 | 415 | 1,089 | 748 | 570 | 296 | 35 |
| 72.Scientific research and development . | 894 | 1 | 39 | 184 | 202 | 245 | 212 | 11 |
| 73.Advertising and market research | 1,408 | 23 | 247 | 570 | 303 | 193 | 66 | 6 |
| 74.Other professional, scientific and technical act. | 1,823 | 30 | 209 | 646 | 469 | 308 | 126 | 35 |
| 75.Veterinary activities | 116 | - | - | 20 | 8 | 31 | 54 | 3 |

Table CA5 - Currently employed population 16 years of age and over by industry, age and sex

| Country, Island, Industry (section & division) and Sex | Total | Age group (in years) | | | | | | |
|--|--------|----------------------|---------|---------|---------|---------|---------|-----------|
| | | 16 - 19 | 20 - 24 | 25 - 34 | 35 - 44 | 45 - 54 | 55 - 64 | 65 & over |
| ISLAND OF MAURITIUS | | | | | | | | |
| Section N - Administrative and support service act. | 22,441 | 663 | 3,711 | 6,528 | 4,625 | 4,623 | 2,000 | 291 |
| 77.Rental and leasing activities | 1,335 | 55 | 198 | 460 | 315 | 238 | 58 | 11 |
| 78.Employment activities | 137 | 4 | 18 | 54 | 34 | 20 | 6 | 1 |
| 79.Travel agency,tour operator,reservation service and related activities. | 2,923 | 41 | 425 | 1,023 | 723 | 540 | 156 | 15 |
| 80.Security and investigation activities | 6,595 | 138 | 563 | 1,278 | 1,365 | 1,952 | 1,101 | 198 |
| 81.Services to buildings and landscape activities | 5,079 | 97 | 307 | 1,030 | 1,500 | 1,515 | 578 | 52 |
| 82.Office administrative,office support and other business support activities | 6,372 | 328 | 2,200 | 2,683 | 688 | 358 | 101 | 14 |
| Section O - Public administration and defence; compulsory social security. | 36,105 | 201 | 1,821 | 8,586 | 9,907 | 9,839 | 5,601 | 150 |
| 84.Public administration and defence;compulsory social security | 36,105 | 201 | 1,821 | 8,586 | 9,907 | 9,839 | 5,601 | 150 |
| Section P - Education | 29,469 | 121 | 1,779 | 8,900 | 6,878 | 6,844 | 4,691 | 256 |
| 85.Education | 29,469 | 121 | 1,779 | 8,900 | 6,878 | 6,844 | 4,691 | 256 |
| Section Q - Human health and social work.activities | 17,865 | 70 | 1,037 | 5,145 | 4,054 | 4,469 | 2,852 | 238 |
| 86.Human health activities | 14,751 | 56 | 884 | 4,595 | 3,316 | 3,353 | 2,370 | 177 |
| 87.Residential care activities | 820 | 3 | 37 | 102 | 172 | 330 | 148 | 28 |
| 88.Social work activities without accomodation | 2,294 | 11 | 116 | 448 | 566 | 786 | 334 | 33 |
| Section R - Arts, entertainment and recreation | 6,005 | 170 | 768 | 1,773 | 1,619 | 1,213 | 411 | 51 |
| 90.Creative,arts and entertainment activities | 499 | 22 | 75 | 155 | 119 | 86 | 36 | 6 |
| 91.Libraries, archives,museums and other cultural act | 586 | 7 | 40 | 163 | 130 | 149 | 89 | 8 |
| 92.Gambling and betting activities | 2,577 | 52 | 355 | 726 | 744 | 543 | 138 | 19 |
| 93.Sports activities and amusement and recreation act | 2,343 | 89 | 298 | 729 | 626 | 435 | 148 | 18 |
| Section S - Other service activities. | 7,706 | 263 | 887 | 2,296 | 1,770 | 1,572 | 713 | 205 |
| 94.Activities of membership organisations | 2,165 | 12 | 107 | 483 | 483 | 635 | 338 | 107 |
| 95.Repair of computers and personal household goods | 1,324 | 33 | 148 | 344 | 306 | 308 | 145 | 40 |
| 96.Other personal service activities | 4,217 | 218 | 632 | 1,469 | 981 | 629 | 230 | 58 |
| Section T - Activities of households as employers | 19,067 | 109 | 502 | 2,916 | 5,280 | 6,610 | 3,095 | 555 |
| 97.Activities of households as employers of domestic personnel. | 19,067 | 109 | 502 | 2,916 | 5,280 | 6,610 | 3,095 | 555 |
| Section U - Activities of extraterritorial organisations and bodies. | 336 | - | 9 | 79 | 87 | 105 | 52 | 4 |
| 99.Activities of extraterritorial organisations and bodies. | 336 | - | 9 | 79 | 87 | 105 | 52 | 4 |
| Not stated. | 1,027 | 15 | 185 | 519 | 209 | 73 | 19 | 7 |

Table CA5 - Currently employed population 16 years of age and over by industry, age and sex

| Country, Island, Industry (section & division) and Sex | Total | Age group (in years) | | | | | | |
|---|---------|----------------------|---------|---------|---------|---------|---------|-----------|
| | | 16 - 19 | 20 - 24 | 25 - 34 | 35 - 44 | 45 - 54 | 55 - 64 | 65 & over |
| ISLAND OF MAURITIUS | | | | | | | | |
| Male | 327,546 | 6,857 | 29,112 | 85,584 | 80,939 | 81,911 | 38,017 | 5,126 |
| Section A - Agriculture,forestry and fishing | 24,707 | 204 | 699 | 3,142 | 6,009 | 9,083 | 4,746 | 824 |
| 01.Crop and animal production, hunting and related service activities. | 21,000 | 148 | 567 | 2,556 | 5,124 | 7,940 | 3,952 | 713 |
| 02.Forestry and logging. | 599 | 4 | 14 | 58 | 88 | 209 | 223 | 3 |
| 03.Fishing and aquaculture | 3,108 | 52 | 118 | 528 | 797 | 934 | 571 | 108 |
| Section B - Mining and quarrying. | 931 | 10 | 59 | 223 | 256 | 256 | 119 | 8 |
| 05.Mining of coal and lignite. | - | - | - | - | - | - | - | - |
| 06.Extraction of crude petroleum and natural gas | 1 | - | - | - | 1 | - | - | - |
| 07.Mining of metal ores. | - | - | - | - | - | - | - | - |
| 08.Other mining and quarrying. | 929 | 10 | 59 | 222 | 255 | 256 | 119 | 8 |
| 09.Mining support service activities . . | 1 | - | - | 1 | - | - | - | - |
| Section C - Manufacturing | 55,115 | 1,316 | 5,455 | 16,829 | 13,928 | 12,622 | 4,464 | 501 |
| 10.Manufacture of food products. | 8,727 | 211 | 758 | 2,122 | 2,139 | 2,422 | 982 | 93 |
| 11.Manufacture of beverages. | 2,661 | 49 | 190 | 582 | 734 | 796 | 289 | 21 |
| 12.Manufacture of tobacco products . . . | 18 | - | - | 7 | 5 | 3 | 2 | 1 |
| 13.Manufacture of textiles | 1,799 | 32 | 137 | 516 | 568 | 451 | 87 | 8 |
| 14.Manufacture of wearing apparel. . . . | 16,137 | 148 | 1,791 | 6,430 | 3,843 | 2,910 | 906 | 109 |
| 15.Manufacture of leather & related products | 602 | 13 | 36 | 104 | 164 | 211 | 62 | 12 |
| 16.Manufacture of wood & of products of wood & cork, except furniture; manufacture of articles of straw & plaiting materials. | 929 | 21 | 75 | 206 | 262 | 258 | 95 | 12 |
| 17.Manufacture of paper & paper products | 405 | 11 | 41 | 108 | 96 | 111 | 35 | 3 |
| 18.Printing & reproduction of recorded media | 1,854 | 54 | 222 | 485 | 408 | 446 | 209 | 30 |
| 19.Manufacture of coke and refined petroleum products | 73 | - | 5 | 23 | 22 | 17 | 5 | 1 |
| 20.Manufacture of chemicals & chemical products | 1,683 | 58 | 190 | 410 | 461 | 399 | 155 | 10 |
| 21.Manufacture of basic pharmaceutical products & pharmaceutical preparations | 47 | 2 | 4 | 14 | 12 | 11 | 3 | 1 |
| 22.Manufacture of rubber & plastic products | 1,150 | 36 | 127 | 316 | 262 | 292 | 103 | 14 |
| 23.Manufacture of other non-metallic mineral products | 2,402 | 21 | 197 | 682 | 696 | 571 | 214 | 21 |
| 24.Manufacturing of basic metals | 245 | 5 | 35 | 53 | 62 | 60 | 30 | - |
| 25.Manufacture of fabricated metal products,except machinery & equipment | 6,153 | 347 | 808 | 1,890 | 1,408 | 1,249 | 418 | 33 |
| 26.Man of computer,electronic & optical.products | 572 | 14 | 74 | 212 | 133 | 111 | 25 | 3 |
| 27.Manufacture of electrical equipment . | 95 | 1 | 12 | 27 | 24 | 23 | 6 | 2 |
| 28.Manufacture of machinery & equipment.n.e.c | 240 | 9 | 26 | 58 | 49 | 46 | 48 | 4 |
| 29.Man. of motor vehicles, trailers & semi-trailers | 181 | 13 | 15 | 50 | 49 | 30 | 18 | 6 |
| 30.Manufacture of other transport equipment | 448 | 13 | 48 | 142 | 109 | 87 | 47 | 2 |
| 31.Manufacture of furniture. | 6,316 | 199 | 472 | 1,702 | 1,802 | 1,556 | 505 | 80 |
| 32.Other manufacturing | 1,705 | 38 | 119 | 499 | 457 | 400 | 165 | 27 |
| 33.Repair & installation of machinery and equipment | 673 | 21 | 73 | 191 | 163 | 162 | 55 | 8 |
| Section D - Electricity, gas, steam & air conditioning supply. | 2,020 | 7 | 148 | 408 | 430 | 555 | 463 | 9 |
| 35.Electricity, gas, steam & air conditioning supply | 2,020 | 7 | 148 | 408 | 430 | 555 | 463 | 9 |
| Section E - Water supply,sewerage,waste management & remediation activities. | 2,508 | 21 | 140 | 576 | 653 | 640 | 453 | 25 |
| 36.Water collection,treatment & supply . | 1,227 | 7 | 63 | 256 | 276 | 306 | 300 | 19 |
| 37.Sewerage. | 456 | 2 | 24 | 166 | 122 | 78 | 60 | 4 |
| 38.Waste collection,treatment & disposal activities; materials recovery. | 824 | 12 | 53 | 154 | 254 | 256 | 93 | 2 |
| 39.Remediation activities & other waste management services. | 1 | - | - | - | 1 | - | - | - |

Table CA5 - Currently employed population 16 years of age and over by industry, age and sex

| Country, Island, Industry (section & division) and Sex | Total | Age group (in years) | | | | | | |
|--|--------|----------------------|---------|---------|---------|---------|---------|-----------|
| | | 16 - 19 | 20 - 24 | 25 - 34 | 35 - 44 | 45 - 54 | 55 - 64 | 65 & over |
| ISLAND OF MAURITIUS | | | | | | | | |
| Section F - Construction | 50,076 | 1,430 | 4,781 | 13,808 | 14,097 | 11,948 | 3,716 | 296 |
| 41.Construction of buildings | 34,112 | 938 | 2,966 | 9,256 | 10,111 | 8,233 | 2,424 | 184 |
| 42.Civil engineering | 2,457 | 41 | 220 | 664 | 622 | 613 | 272 | 25 |
| 43.Specialised construction activities . | 13,507 | 451 | 1,595 | 3,888 | 3,364 | 3,102 | 1,020 | 87 |
| Section G - Wholesale & retail trade,repair of motor vehicles & motorcycles. | 44,009 | 1,390 | 4,423 | 10,962 | 10,109 | 10,906 | 4,774 | 1,445 |
| 45.Wholesale and retail trade and repair of motor vehicles & motorcycles. | 8,562 | 395 | 1,108 | 2,603 | 1,927 | 1,791 | 644 | 94 |
| 46.Wholesale trade, except for m.vehicles & m.cycles | 9,488 | 202 | 868 | 2,556 | 2,349 | 2,389 | 966 | 158 |
| 47.Retail trade, except for m.vehicles & m.cycles | 25,959 | 793 | 2,447 | 5,803 | 5,833 | 6,726 | 3,164 | 1,193 |
| Section H - Transportation and storage. . | 27,820 | 254 | 1,668 | 6,336 | 7,505 | 8,036 | 3,603 | 418 |
| 49.Land transport and transport via pipelines | 19,368 | 158 | 850 | 4,084 | 5,548 | 5,903 | 2,452 | 373 |
| 50.Water transport | 854 | 24 | 140 | 322 | 225 | 102 | 36 | 5 |
| 51.Air transport | 1,447 | 7 | 77 | 351 | 479 | 398 | 134 | 1 |
| 52.Warehousing & support act. for transportation | 5,169 | 58 | 533 | 1,339 | 1,105 | 1,313 | 785 | 36 |
| 53.Postal and courier activities | 982 | 7 | 68 | 240 | 148 | 320 | 196 | 3 |
| Section I - Accomodation and food service activities | 24,568 | 1,111 | 3,711 | 7,962 | 5,811 | 4,393 | 1,384 | 196 |
| 55.Accomodation. | 17,853 | 839 | 2,982 | 6,236 | 4,238 | 2,801 | 714 | 43 |
| 56.Food and beverage service activities. | 6,715 | 272 | 729 | 1,726 | 1,573 | 1,592 | 670 | 153 |
| Section J - Information and communication | 7,041 | 103 | 1,055 | 2,847 | 1,439 | 1,142 | 406 | 49 |
| 58.Publishing activities | 871 | 11 | 101 | 267 | 171 | 185 | 111 | 25 |
| 59.Motion picture, video and TV programme production, sound recording and music publishing.activities | 188 | 4 | 12 | 64 | 53 | 35 | 17 | 3 |
| 60.Programming and broadcasting activities | 637 | 1 | 63 | 202 | 147 | 137 | 79 | 8 |
| 61.Telecommunications. | 2,308 | 22 | 226 | 649 | 676 | 593 | 137 | 5 |
| 62.Computer programming, consultancy & related act. | 2,423 | 37 | 461 | 1,374 | 325 | 162 | 56 | 8 |
| 63.Information service activities. | 614 | 28 | 192 | 291 | 67 | 30 | 6 | - |
| Section K - Financial and insurance activities | 7,225 | 51 | 812 | 2,438 | 1,689 | 1,540 | 628 | 67 |
| 64.Financial service activities, except insurance & pension funding | 4,701 | 24 | 541 | 1,718 | 1,117 | 949 | 330 | 22 |
| 65.Insurance,reinsurance and pension funding, except compulsory social security. | 1,870 | 23 | 198 | 469 | 433 | 470 | 248 | 29 |
| 66.Activities auxiliary to financial service and insurance activities. | 654 | 4 | 73 | 251 | 139 | 121 | 50 | 16 |
| Section L - Real estate activities. | 1,028 | 2 | 41 | 246 | 280 | 296 | 129 | 34 |
| 68.Real estate activities. | 1,028 | 2 | 41 | 246 | 280 | 296 | 129 | 34 |
| Section M - Professional, scientific & technical act. | 8,247 | 114 | 1,040 | 2,680 | 1,815 | 1,490 | 939 | 169 |
| 69.Legal and accounting activities | 2,113 | 25 | 356 | 713 | 403 | 330 | 208 | 78 |
| 70.Act.of head offices;management consultancy act. | 486 | 3 | 66 | 145 | 113 | 98 | 49 | 12 |
| 71.Architectural and engineering activities;technical testing & analysis. | 2,697 | 49 | 327 | 914 | 614 | 483 | 276 | 34 |
| 72.Scientific research and development . | 678 | - | 19 | 104 | 149 | 202 | 195 | 9 |
| 73.Advertising and market research | 865 | 15 | 130 | 340 | 189 | 135 | 52 | 4 |
| 74.Other professional, scientific and technical act. | 1,312 | 22 | 142 | 454 | 341 | 215 | 109 | 29 |
| 75.Veterinary activities | 96 | - | - | 10 | 6 | 27 | 50 | 3 |

Table CA5 - Currently employed population 16 years of age and over by industry, age and sex

| Country, Island, Industry (section & division) and Sex | Total | Age group (in years) | | | | | | |
|--|--------|----------------------|---------|---------|---------|---------|---------|-----------|
| | | 16 - 19 | 20 - 24 | 25 - 34 | 35 - 44 | 45 - 54 | 55 - 64 | 65 & over |
| ISLAND OF MAURITIUS | | | | | | | | |
| Section N - Administrative and support service act. | 14,077 | 393 | 1,921 | 3,790 | 2,816 | 3,261 | 1,629 | 267 |
| 77.Rental and leasing activities | 1,179 | 54 | 185 | 405 | 266 | 212 | 49 | 8 |
| 78.Employment activities | 46 | - | 4 | 18 | 11 | 9 | 3 | 1 |
| 79.Travel agency,tour operator,reservation service and related activities. | 1,585 | 20 | 155 | 508 | 428 | 357 | 106 | 11 |
| 80.Security and investigation activities | 5,948 | 120 | 506 | 1,093 | 1,178 | 1,787 | 1,066 | 198 |
| 81.Services to buildings and landscape activities | 2,602 | 79 | 209 | 561 | 642 | 724 | 351 | 36 |
| 82.Office administrative,office support and other business support activities | 2,717 | 120 | 862 | 1,205 | 291 | 172 | 54 | 13 |
| Section O - Public administration and defence; compulsory social security. | 27,332 | 158 | 1,291 | 5,888 | 7,200 | 7,906 | 4,758 | 131 |
| 84.Public administration and defence;compulsory social security | 27,332 | 158 | 1,291 | 5,888 | 7,200 | 7,906 | 4,758 | 131 |
| Section P - Education | 11,345 | 24 | 429 | 2,551 | 2,481 | 2,936 | 2,754 | 170 |
| 85.Education | 11,345 | 24 | 429 | 2,551 | 2,481 | 2,936 | 2,754 | 170 |
| Section Q - Human health and social work.activities | 7,977 | 11 | 362 | 2,119 | 1,621 | 2,033 | 1,667 | 164 |
| 86.Human health activities | 7,025 | 8 | 322 | 1,995 | 1,419 | 1,647 | 1,489 | 145 |
| 87.Residential care activities | 150 | 1 | 13 | 19 | 28 | 50 | 30 | 9 |
| 88.Social work activities without accomodation | 802 | 2 | 27 | 105 | 174 | 336 | 148 | 10 |
| Section R - Arts, entertainment and recreation | 4,140 | 120 | 499 | 1,161 | 1,105 | 898 | 315 | 42 |
| 90.Creative,arts and entertainment activities | 357 | 10 | 49 | 94 | 98 | 72 | 28 | 6 |
| 91.Libraries, archives,museums and other cultural act | 365 | 7 | 16 | 89 | 77 | 101 | 68 | 7 |
| 92.Gambling and betting activities | 1,568 | 30 | 202 | 408 | 443 | 371 | 101 | 13 |
| 93.Sports activities and amusement and recreation act | 1,850 | 73 | 232 | 570 | 487 | 354 | 118 | 16 |
| Section S - Other service activities. | 3,879 | 94 | 331 | 951 | 886 | 953 | 497 | 167 |
| 94.Activities of membership organisations | 1,313 | 5 | 45 | 283 | 290 | 391 | 221 | 78 |
| 95.Repair of computers and personal household goods | 1,217 | 30 | 130 | 310 | 279 | 287 | 142 | 39 |
| 96.Other personal service activities | 1,349 | 59 | 156 | 358 | 317 | 275 | 134 | 50 |
| Section T - Activities of households as employers | 2,779 | 33 | 123 | 377 | 667 | 916 | 527 | 136 |
| 97.Activities of households as employers of domestic personnel. | 2,779 | 33 | 123 | 377 | 667 | 916 | 527 | 136 |
| Section U - Activities of extraterritorial organisations and bodies. | 182 | - | 3 | 36 | 49 | 58 | 32 | 4 |
| 99.Activities of extraterritorial organisations and bodies. | 182 | - | 3 | 36 | 49 | 58 | 32 | 4 |
| Not stated. | 540 | 11 | 121 | 254 | 93 | 43 | 14 | 4 |

Table CA5 - Currently employed population 16 years of age and over by industry, age and sex

| Country, Island, Industry (section & division) and Sex | Total | Age group (in years) | | | | | | |
|---|---------|----------------------|---------|---------|---------|---------|---------|-----------|
| | | 16 - 19 | 20 - 24 | 25 - 34 | 35 - 44 | 45 - 54 | 55 - 64 | 65 & over |
| ISLAND OF MAURITIUS | | | | | | | | |
| Female | 179,237 | 3,374 | 19,454 | 53,856 | 45,515 | 39,225 | 15,945 | 1,868 |
| Section A - Agriculture,forestry and fishing | 7,325 | 17 | 108 | 673 | 1,380 | 2,370 | 2,323 | 454 |
| 01.Crop and animal production, hunting and related service activities. | 7,186 | 15 | 96 | 630 | 1,347 | 2,344 | 2,301 | 453 |
| 02.Forestry and logging. | 13 | - | 1 | 2 | 5 | 2 | 3 | - |
| 03.Fishing and aquaculture | 126 | 2 | 11 | 41 | 28 | 24 | 19 | 1 |
| Section B - Mining and quarrying. | 105 | - | 3 | 32 | 25 | 34 | 11 | - |
| 05.Mining of coal and lignite. | - | - | - | - | - | - | - | - |
| 06.Extraction of crude petroleum and natural gas | - | - | - | - | - | - | - | - |
| 07.Mining of metal ores. | - | - | - | - | - | - | - | - |
| 08.Other mining and quarrying. | 105 | - | 3 | 32 | 25 | 34 | 11 | - |
| 09.Mining support service activities | - | - | - | - | - | - | - | - |
| Section C - Manufacturing | 40,711 | 627 | 3,741 | 12,730 | 11,311 | 9,391 | 2,748 | 163 |
| 10.Manufacture of food products. | 5,575 | 84 | 423 | 1,958 | 1,543 | 1,192 | 358 | 17 |
| 11.Manufacture of beverages. | 561 | 12 | 62 | 189 | 138 | 115 | 44 | 1 |
| 12.Manufacture of tobacco products | 3 | - | - | 1 | - | 1 | 1 | - |
| 13.Manufacture of textiles | 1,083 | 18 | 81 | 260 | 381 | 269 | 70 | 4 |
| 14.Manufacture of wearing apparel. | 26,114 | 289 | 2,308 | 8,039 | 7,158 | 6,319 | 1,892 | 109 |
| 15.Manufacture of leather & related products | 746 | 27 | 58 | 177 | 217 | 215 | 44 | 8 |
| 16.Manufacture of wood & of products of wood & cork, except furniture; manufacture of articles of straw & plaiting materials. | 227 | 2 | 26 | 65 | 71 | 48 | 13 | 2 |
| 17.Manufacture of paper & paper products | 217 | 9 | 19 | 61 | 64 | 53 | 11 | - |
| 18.Printing & reproduction of recorded media | 771 | 24 | 97 | 255 | 186 | 161 | 44 | 4 |
| 19.Manufacture of coke and refined petroleum products | 12 | - | 1 | 2 | 5 | 3 | 1 | - |
| 20.Manufacture of chemicals & chemical products | 572 | 17 | 95 | 173 | 146 | 109 | 29 | 3 |
| 21.Manufacture of basic pharmaceutical products & pharmaceutical preparations | 74 | 3 | 10 | 27 | 19 | 11 | 4 | - |
| 22.Manufacture of rubber & plastic products | 438 | 8 | 39 | 123 | 129 | 96 | 40 | 3 |
| 23.Manufacture of other non-metallic mineral products | 240 | 6 | 35 | 76 | 73 | 38 | 12 | - |
| 24.Manufacturing of basic metals | 45 | 1 | 9 | 16 | 14 | 4 | 1 | - |
| 25.Manufacture of fabricated metal products,except machinery & equipment | 387 | 17 | 44 | 141 | 98 | 69 | 17 | 1 |
| 26.Man of computer,electronic & optical.products | 883 | 28 | 110 | 294 | 275 | 152 | 24 | - |
| 27.Manufacture of electrical equipment | 81 | - | 12 | 34 | 15 | 15 | 5 | - |
| 28.Manufacture of machinery & equipment.n.e.c | 31 | 1 | 9 | 5 | 6 | 6 | 4 | - |
| 29.Man. of motor vehicles, trailers & semi-trailers | 25 | - | 3 | 9 | 6 | 4 | 2 | 1 |
| 30.Manufacture of other transport equipment | 57 | - | 14 | 11 | 20 | 8 | 4 | - |
| 31.Manufacture of furniture. | 341 | 9 | 32 | 101 | 97 | 69 | 30 | 3 |
| 32.Other manufacturing | 2,188 | 72 | 248 | 702 | 639 | 427 | 93 | 7 |
| 33.Repair & installation of machinery and equipment | 40 | - | 6 | 11 | 11 | 7 | 5 | - |
| Section D - Electricity, gas, steam & air conditioning supply. | 167 | - | 17 | 70 | 39 | 34 | 7 | - |
| 35.Electricity, gas, steam & air conditioning supply | 167 | - | 17 | 70 | 39 | 34 | 7 | - |
| Section E - Water supply,sewerage,waste management & remediation activities. | 407 | 8 | 50 | 121 | 101 | 79 | 48 | - |
| 36.Water collection,treatment & supply | 172 | 6 | 15 | 41 | 44 | 43 | 23 | - |
| 37.Sewerage. | 103 | - | 23 | 47 | 16 | 10 | 7 | - |
| 38.Waste collection,treatment & disposal activities; materials recovery. | 132 | 2 | 12 | 33 | 41 | 26 | 18 | - |
| 39.Remediation activities & other waste management services. | - | - | - | - | - | - | - | - |

Table CA5 - Currently employed population 16 years of age and over by industry, age and sex

| Country, Island, Industry (section & division) and Sex | Total | Age group (in years) | | | | | | |
|--|--------|----------------------|---------|---------|---------|---------|---------|-----------|
| | | 16 - 19 | 20 - 24 | 25 - 34 | 35 - 44 | 45 - 54 | 55 - 64 | 65 & over |
| ISLAND OF MAURITIUS | | | | | | | | |
| Section F - Construction | 1,581 | 49 | 200 | 579 | 416 | 262 | 67 | 8 |
| 41.Construction of buildings | 891 | 31 | 109 | 316 | 244 | 150 | 36 | 5 |
| 42.Civil engineering | 164 | 4 | 19 | 71 | 40 | 25 | 5 | - |
| 43.Specialised construction activities . | 526 | 14 | 72 | 192 | 132 | 87 | 26 | 3 |
| Section G - Wholesale & retail trade,repair of motor vehicles & motorcycles. | 27,655 | 1,064 | 3,854 | 7,942 | 6,757 | 5,488 | 2,093 | 457 |
| 45.Wholesale and retail trade and repair of motor vehicles & motorcycles. | 1,095 | 24 | 183 | 357 | 286 | 182 | 58 | 5 |
| 46.Wholesale trade, except for m.vehicles & m.cycles | 3,350 | 66 | 403 | 1,139 | 861 | 654 | 202 | 25 |
| 47.Retail trade, except for m.vehicles & m.cycles | 23,210 | 974 | 3,268 | 6,446 | 5,610 | 4,652 | 1,833 | 427 |
| Section H - Transportation and storage. . | 3,423 | 35 | 455 | 1,254 | 985 | 543 | 148 | 3 |
| 49.Land transport and transport via pipelines | 638 | 9 | 39 | 189 | 218 | 132 | 48 | 3 |
| 50.Water transport | 140 | - | 18 | 57 | 40 | 18 | 7 | - |
| 51.Air transport | 921 | 1 | 109 | 324 | 318 | 135 | 34 | - |
| 52.Warehousing & support act. for transportation | 1,210 | 16 | 201 | 453 | 279 | 209 | 52 | - |
| 53.Postal and courier activities | 514 | 9 | 88 | 231 | 130 | 49 | 7 | - |
| Section I - Accomodation and food service activities | 14,148 | 522 | 1,859 | 4,339 | 3,818 | 2,763 | 778 | 69 |
| 55.Accomodation. | 7,498 | 290 | 1,216 | 2,668 | 1,900 | 1,161 | 258 | 5 |
| 56.Food and beverage service activities. | 6,650 | 232 | 643 | 1,671 | 1,918 | 1,602 | 520 | 64 |
| Section J - Information and communication | 4,212 | 86 | 1,092 | 1,865 | 699 | 370 | 93 | 7 |
| 58.Publishing activities | 509 | 9 | 96 | 219 | 105 | 55 | 22 | 3 |
| 59.Motion picture, video and TV programme production, sound recording and music publishing.activities | 60 | - | 12 | 16 | 19 | 10 | 3 | - |
| 60.Programming and broadcasting activities | 345 | 4 | 56 | 126 | 65 | 68 | 24 | 2 |
| 61.Telecommunications. | 1,138 | 19 | 247 | 434 | 259 | 143 | 35 | 1 |
| 62.Computer programming, consultancy & related act. | 1,538 | 25 | 453 | 781 | 199 | 71 | 8 | 1 |
| 63.Information service activities. | 622 | 29 | 228 | 289 | 52 | 23 | 1 | - |
| Section K - Financial and insurance activities | 6,895 | 109 | 1,458 | 2,831 | 1,426 | 848 | 213 | 10 |
| 64.Financial service activities, except insurance & pension funding | 4,590 | 68 | 994 | 1,983 | 887 | 538 | 116 | 4 |
| 65.Insurance,reinsurance and pension funding, except compulsory social security. | 1,785 | 35 | 342 | 636 | 434 | 252 | 82 | 4 |
| 66.Activities auxiliary to financial service and insurance activities. | 520 | 6 | 122 | 212 | 105 | 58 | 15 | 2 |
| Section L - Real estate activities. | 551 | 5 | 53 | 190 | 146 | 123 | 31 | 3 |
| 68.Real estate activities. | 551 | 5 | 53 | 190 | 146 | 123 | 31 | 3 |
| Section M - Professional, scientific & technical act. | 4,287 | 84 | 945 | 1,615 | 901 | 576 | 144 | 22 |
| 69.Legal and accounting activities | 2,088 | 52 | 599 | 774 | 379 | 224 | 53 | 7 |
| 70.Act.of head offices;management consultancy act. | 395 | 6 | 54 | 154 | 91 | 67 | 19 | 4 |
| 71.Architectural and engineering activities;technical testing & analysis. | 514 | 9 | 88 | 175 | 134 | 87 | 20 | 1 |
| 72.Scientific research and development . | 216 | 1 | 20 | 80 | 53 | 43 | 17 | 2 |
| 73.Advertising and market research | 543 | 8 | 117 | 230 | 114 | 58 | 14 | 2 |
| 74.Other professional, scientific and technical act. | 511 | 8 | 67 | 192 | 128 | 93 | 17 | 6 |
| 75.Veterinary activities | 20 | - | - | 10 | 2 | 4 | 4 | - |

Table CA5 - Currently employed population 16 years of age and over by industry, age and sex

| Country, Island, Industry (section & division) and Sex | Total | Age group (in years) | | | | | | |
|--|--------|----------------------|---------|---------|---------|---------|---------|-----------|
| | | 16 - 19 | 20 - 24 | 25 - 34 | 35 - 44 | 45 - 54 | 55 - 64 | 65 & over |
| ISLAND OF MAURITIUS | | | | | | | | |
| Section N - Administrative and support service act. | 8,364 | 270 | 1,790 | 2,738 | 1,809 | 1,362 | 371 | 24 |
| 77.Rental and leasing activities | 156 | 1 | 13 | 55 | 49 | 26 | 9 | 3 |
| 78.Employment activities | 91 | 4 | 14 | 36 | 23 | 11 | 3 | - |
| 79.Travel agency,tour operator,reservation service and related activities. | 1,338 | 21 | 270 | 515 | 295 | 183 | 50 | 4 |
| 80.Security and investigation activities | 647 | 18 | 57 | 185 | 187 | 165 | 35 | - |
| 81.Services to buildings and landscape activities | 2,477 | 18 | 98 | 469 | 858 | 791 | 227 | 16 |
| 82.Office administrative,office support and other business support activities | 3,655 | 208 | 1,338 | 1,478 | 397 | 186 | 47 | 1 |
| Section O - Public administration and defence; compulsory social security. | 8,773 | 43 | 530 | 2,698 | 2,707 | 1,933 | 843 | 19 |
| 84.Public administration and defence;compulsory social security | 8,773 | 43 | 530 | 2,698 | 2,707 | 1,933 | 843 | 19 |
| Section P - Education | 18,124 | 97 | 1,350 | 6,349 | 4,397 | 3,908 | 1,937 | 86 |
| 85.Education | 18,124 | 97 | 1,350 | 6,349 | 4,397 | 3,908 | 1,937 | 86 |
| Section Q - Human health and social work.activities | 9,888 | 59 | 675 | 3,026 | 2,433 | 2,436 | 1,185 | 74 |
| 86.Human health activities | 7,726 | 48 | 562 | 2,600 | 1,897 | 1,706 | 881 | 32 |
| 87.Residential care activities | 670 | 2 | 24 | 83 | 144 | 280 | 118 | 19 |
| 88.Social work activities without accomodation | 1,492 | 9 | 89 | 343 | 392 | 450 | 186 | 23 |
| Section R - Arts, entertainment and recreation | 1,865 | 50 | 269 | 612 | 514 | 315 | 96 | 9 |
| 90.Creative,arts and entertainment activities | 142 | 12 | 26 | 61 | 21 | 14 | 8 | - |
| 91.Libraries, archives,museums and other cultural act | 221 | - | 24 | 74 | 53 | 48 | 21 | 1 |
| 92.Gambling and betting activities | 1,009 | 22 | 153 | 318 | 301 | 172 | 37 | 6 |
| 93.Sports activities and amusement and recreation act | 493 | 16 | 66 | 159 | 139 | 81 | 30 | 2 |
| Section S - Other service activities. | 3,827 | 169 | 556 | 1,345 | 884 | 619 | 216 | 38 |
| 94.Activities of membership organisations | 852 | 7 | 62 | 200 | 193 | 244 | 117 | 29 |
| 95.Repair of computers and personal household goods | 107 | 3 | 18 | 34 | 27 | 21 | 3 | 1 |
| 96.Other personal service activities | 2,868 | 159 | 476 | 1,111 | 664 | 354 | 96 | 8 |
| Section T - Activities of households as employers | 16,288 | 76 | 379 | 2,539 | 4,613 | 5,694 | 2,568 | 419 |
| 97.Activities of households as employers of domestic personnel. | 16,288 | 76 | 379 | 2,539 | 4,613 | 5,694 | 2,568 | 419 |
| Section U - Activities of extraterritorial organisations and bodies. | 154 | - | 6 | 43 | 38 | 47 | 20 | - |
| 99.Activities of extraterritorial organisations and bodies. | 154 | - | 6 | 43 | 38 | 47 | 20 | - |
| Not stated. | 487 | 4 | 64 | 265 | 116 | 30 | 5 | 3 |

Table CA5 - Currently employed population 16 years of age and over by industry, age and sex

| Country, Island, Industry (section & division) and Sex | Total | Age group (in years) | | | | | | |
|---|--------|----------------------|---------|---------|---------|---------|---------|-----------|
| | | 16 - 19 | 20 - 24 | 25 - 34 | 35 - 44 | 45 - 54 | 55 - 64 | 65 & over |
| ISLAND OF RODRIGUES | | | | | | | | |
| Both sexes | 15,415 | 351 | 1,380 | 4,534 | 3,875 | 3,235 | 1,445 | 595 |
| Section A - Agriculture, forestry and fishing | 4,616 | 116 | 276 | 986 | 1,181 | 1,086 | 536 | 435 |
| 01.Crop and animal production, hunting and related service activities. | 3,077 | 80 | 188 | 632 | 618 | 693 | 465 | 401 |
| 02.Forestry and logging. | 102 | - | 2 | 11 | 30 | 33 | 26 | - |
| 03.Fishing and aquaculture | 1,437 | 36 | 86 | 343 | 533 | 360 | 45 | 34 |
| Section B - Mining and quarrying. | 84 | 1 | 10 | 26 | 22 | 25 | - | - |
| 05.Mining of coal and lignite. | - | - | - | - | - | - | - | - |
| 06.Extraction of crude petroleum and natural gas | - | - | - | - | - | - | - | - |
| 07.Mining of metal ores. | - | - | - | - | - | - | - | - |
| 08.Other mining and quarrying. | 84 | 1 | 10 | 26 | 22 | 25 | - | - |
| 09.Mining support service activities . . | - | - | - | - | - | - | - | - |
| Section C - Manufacturing | 943 | 30 | 76 | 261 | 261 | 220 | 76 | 19 |
| 10.Manufacture of food products. | 180 | 7 | 18 | 51 | 47 | 38 | 16 | 3 |
| 11.Manufacture of beverages. | 23 | 2 | 1 | 6 | 7 | 6 | - | 1 |
| 12.Manufacture of tobacco products . . . | - | - | - | - | - | - | - | - |
| 13.Manufacture of textiles | 46 | 2 | 3 | 24 | 11 | 4 | 2 | - |
| 14.Manufacture of wearing apparel. . . . | 206 | 1 | 11 | 37 | 67 | 58 | 28 | 4 |
| 15.Manufacture of leather & related products | 10 | 1 | - | 1 | 2 | 1 | 4 | 1 |
| 16.Manufacture of wood & of products of wood & cork, except furniture; manufacture of articles of straw & plaiting materials. | 39 | 1 | 1 | 3 | 15 | 12 | 4 | 3 |
| 17.Manufacture of paper & paper products | - | - | - | - | - | - | - | - |
| 18.Printing & reproduction of recorded media | 13 | 1 | 2 | 6 | 1 | 3 | - | - |
| 19.Manufacture of coke and refined petroleum products | 1 | - | - | - | - | - | 1 | - |
| 20.Manufacture of chemicals & chemical products | 5 | - | - | 1 | 3 | - | 1 | - |
| 21.Manufacture of basic pharmaceutical products & pharmaceutical preparations | - | - | - | - | - | - | - | - |
| 22.Manufacture of rubber & plastic products | 9 | - | - | 6 | 2 | - | 1 | - |
| 23.Manufacture of other non-metallic mineral products | 25 | - | 1 | 4 | 9 | 10 | 1 | - |
| 24.Manufacturing of basic metals | 1 | - | - | - | 1 | - | - | - |
| 25.Manufacture of fabricated metal products, except machinery & equipment | 99 | 4 | 20 | 26 | 29 | 18 | 2 | - |
| 26.Man of computer, electronic & optical products | - | - | - | - | - | - | - | - |
| 27.Manufacture of electrical equipment . | - | - | - | - | - | - | - | - |
| 28.Manufacture of machinery & equipment.n.e.c | 1 | - | 1 | - | - | - | - | - |
| 29.Man. of motor vehicles, trailers & semi-trailers | - | - | - | - | - | - | - | - |
| 30.Manufacture of other transport equipment | 5 | - | 1 | 1 | 1 | 2 | - | - |
| 31.Manufacture of furniture. | 109 | 5 | 9 | 38 | 25 | 18 | 11 | 3 |
| 32.Other manufacturing | 165 | 6 | 8 | 56 | 39 | 48 | 4 | 4 |
| 33.Repair & installation of machinery and equipment | 6 | - | - | 1 | 2 | 2 | 1 | - |
| Section D - Electricity, gas, steam & air conditioning supply. | 102 | 1 | 6 | 38 | 32 | 22 | 3 | - |
| 35.Electricity, gas, steam & air conditioning supply | 102 | 1 | 6 | 38 | 32 | 22 | 3 | - |
| Section E - Water supply, sewerage, waste management & remediation activities. | 274 | 1 | 34 | 56 | 32 | 65 | 85 | 1 |
| 36.Water collection, treatment & supply . | 260 | 1 | 33 | 50 | 26 | 65 | 84 | 1 |
| 37.Sewerage. | 2 | - | 1 | - | 1 | - | - | - |
| 38.Waste collection, treatment & disposal activities; materials recovery. | 12 | - | - | 6 | 5 | - | 1 | - |
| 39.Remediation activities & other waste management services. | - | - | - | - | - | - | - | - |

Table CA5 - Currently employed population 16 years of age and over by industry, age and sex

| Country, Island, Industry (section & division) and Sex | Total | Age group (in years) | | | | | | |
|--|-------|----------------------|---------|---------|---------|---------|---------|-----------|
| | | 16 - 19 | 20 - 24 | 25 - 34 | 35 - 44 | 45 - 54 | 55 - 64 | 65 & over |
| ISLAND OF RODRIGUES | | | | | | | | |
| Section F - Construction | 1,319 | 37 | 160 | 421 | 380 | 238 | 77 | 6 |
| 41.Construction of buildings | 1,045 | 29 | 124 | 315 | 307 | 203 | 61 | 6 |
| 42.Civil engineering | 141 | 3 | 13 | 48 | 39 | 24 | 14 | - |
| 43.Specialised construction activities . | 133 | 5 | 23 | 58 | 34 | 11 | 2 | - |
| Section G - Wholesale & retail trade,repair of motor vehicles & motorcycles. | 1,571 | 67 | 222 | 454 | 324 | 302 | 121 | 81 |
| 45.Wholesale and retail trade and repair of motor vehicles & motorcycles. | 177 | 11 | 24 | 48 | 36 | 37 | 19 | 2 |
| 46.Wholesale trade, except for m.vehicles & m.cycles | 210 | 3 | 31 | 62 | 36 | 59 | 14 | 5 |
| 47.Retail trade, except for m.vehicles & m.cycles | 1,184 | 53 | 167 | 344 | 252 | 206 | 88 | 74 |
| Section H - Transportation and storage. . | 617 | 15 | 56 | 218 | 142 | 145 | 35 | 6 |
| 49.Land transport and transport via pipelines | 384 | 13 | 44 | 146 | 102 | 64 | 9 | 6 |
| 50.Water transport | 19 | - | 1 | 2 | 6 | 10 | - | - |
| 51.Air transport | 25 | - | 2 | 10 | 5 | 7 | 1 | - |
| 52.Warehousing & support act. for transportation | 143 | 2 | 4 | 42 | 20 | 53 | 22 | - |
| 53.Postal and courier activities | 46 | - | 5 | 18 | 9 | 11 | 3 | - |
| Section I - Accomodation and food service activities | 864 | 33 | 121 | 346 | 190 | 131 | 36 | 7 |
| 55.Accomodation. | 502 | 13 | 60 | 226 | 111 | 74 | 15 | 3 |
| 56.Food and beverage service activities. | 362 | 20 | 61 | 120 | 79 | 57 | 21 | 4 |
| Section J - Information and communication | 142 | 1 | 9 | 62 | 31 | 31 | 7 | 1 |
| 58.Publishing activities | 18 | - | 3 | 3 | 3 | 4 | 4 | 1 |
| 59.Motion picture, video and TV programme production, sound recording and music publishing.activities | 5 | - | - | 3 | 1 | 1 | - | - |
| 60.Programming and broadcasting activities | 32 | - | 1 | 13 | 9 | 8 | 1 | - |
| 61.Telecommunications. | 68 | - | 3 | 31 | 16 | 16 | 2 | - |
| 62.Computer programming, consultancy & related act. | 14 | - | 2 | 8 | 2 | 2 | - | - |
| 63.Information service activities. | 5 | 1 | - | 4 | - | - | - | - |
| Section K - Financial and insurance activities | 153 | 2 | 24 | 53 | 44 | 26 | 4 | - |
| 64.Financial service activities, except insurance & pension funding | 112 | 1 | 14 | 42 | 29 | 22 | 4 | - |
| 65.Insurance,reinsurance and pension funding, except compulsory social security. | 37 | 1 | 9 | 10 | 13 | 4 | - | - |
| 66.Activities auxiliary to financial service and insurance activities. | 4 | - | 1 | 1 | 2 | - | - | - |
| Section L - Real estate activities. | 7 | - | - | 2 | 3 | 2 | - | - |
| 68.Real estate activities. | 7 | - | - | 2 | 3 | 2 | - | - |
| Section M - Professional, scientific & technical act. | 108 | - | 8 | 31 | 30 | 14 | 25 | - |
| 69.Legal and accounting activities | 4 | - | - | 4 | - | - | - | - |
| 70.Act.of head offices;management consultancy act. | 5 | - | 2 | 1 | 2 | - | - | - |
| 71.Architectural and engineering activities;technical testing & analysis. | 13 | - | 2 | 6 | 2 | 1 | 2 | - |
| 72.Scientific research and development . | 48 | - | - | 12 | 12 | 8 | 16 | - |
| 73.Advertising and market research | 1 | - | - | 1 | - | - | - | - |
| 74.Other professional, scientific and technical act. | 28 | - | 4 | 5 | 11 | 4 | 4 | - |
| 75.Veterinary activities | 9 | - | - | 2 | 3 | 1 | 3 | - |

Table CA5 - Currently employed population 16 years of age and over by industry, age and sex

| Country, Island, Industry (section & division) and Sex | Total | Age group (in years) | | | | | | |
|--|-------|----------------------|---------|---------|---------|---------|---------|-----------|
| | | 16 - 19 | 20 - 24 | 25 - 34 | 35 - 44 | 45 - 54 | 55 - 64 | 65 & over |
| ISLAND OF RODRIGUES | | | | | | | | |
| Section N - Administrative and support service act. | 362 | 6 | 47 | 171 | 87 | 41 | 8 | 2 |
| 77.Rental and leasing activities | 8 | - | 3 | 2 | - | 1 | 1 | 1 |
| 78.Employment activities | 3 | - | 1 | - | 1 | - | 1 | - |
| 79.Travel agency,tour operator,reservation service and related activities. | 57 | - | 6 | 25 | 12 | 13 | 1 | - |
| 80.Security and investigation activities | 96 | 3 | 14 | 45 | 19 | 14 | - | 1 |
| 81.Services to buildings and landscape activities | 185 | 1 | 19 | 93 | 54 | 13 | 5 | - |
| 82.Office administrative,office support and other business support activities | 13 | 2 | 4 | 6 | 1 | - | - | - |
| Section O - Public administration and defence; compulsory social security. | 1,579 | - | 106 | 510 | 389 | 360 | 205 | 9 |
| 84.Public administration and defence;compulsory social security | 1,579 | - | 106 | 510 | 389 | 360 | 205 | 9 |
| Section P - Education | 1,009 | 5 | 82 | 377 | 289 | 165 | 91 | - |
| 85.Education | 1,009 | 5 | 82 | 377 | 289 | 165 | 91 | - |
| Section Q - Human health and social work.activities | 672 | 4 | 27 | 188 | 190 | 185 | 75 | 3 |
| 86.Human health activities | 544 | 2 | 20 | 147 | 151 | 153 | 68 | 3 |
| 87.Residential care activities | 16 | - | 2 | 3 | 6 | 4 | 1 | - |
| 88.Social work activities without accomodation | 112 | 2 | 5 | 38 | 33 | 28 | 6 | - |
| Section R - Arts, entertainment and recreation | 148 | 2 | 28 | 66 | 27 | 17 | 6 | 2 |
| 90.Creative,arts and entertainment activities | 8 | 1 | 1 | 2 | 3 | 1 | - | - |
| 91.Libraries, archives,museums and other cultural act | 40 | - | 5 | 21 | 8 | 5 | 1 | - |
| 92.Gambling and betting activities | 52 | - | 17 | 22 | 9 | 2 | 2 | - |
| 93.Sports activities and amusement and recreation act | 48 | 1 | 5 | 21 | 7 | 9 | 3 | 2 |
| Section S - Other service activities. | 204 | 5 | 26 | 84 | 40 | 31 | 9 | 9 |
| 94.Activities of membership organisations | 79 | - | 5 | 23 | 15 | 25 | 7 | 4 |
| 95.Repair of computers and personal household goods | 24 | 1 | 4 | 11 | 3 | 4 | - | 1 |
| 96.Other personal service activities | 101 | 4 | 17 | 50 | 22 | 2 | 2 | 4 |
| Section T - Activities of households as employers | 619 | 24 | 59 | 175 | 179 | 126 | 44 | 12 |
| 97.Activities of households as employers of domestic personnel. | 619 | 24 | 59 | 175 | 179 | 126 | 44 | 12 |
| Section U - Activities of extraterritorial organisations and bodies. | 5 | - | 1 | 1 | 1 | - | 1 | 1 |
| 99.Activities of extraterritorial organisations and bodies. | 5 | - | 1 | 1 | 1 | - | 1 | 1 |
| Not stated. | 17 | 1 | 2 | 8 | 1 | 3 | 1 | 1 |

Table CA5 - Currently employed population 16 years of age and over by industry, age and sex

| Country, Island, Industry (section & division) and Sex | Total | Age group (in years) | | | | | | |
|---|-------|----------------------|---------|---------|---------|---------|---------|-----------|
| | | 16 - 19 | 20 - 24 | 25 - 34 | 35 - 44 | 45 - 54 | 55 - 64 | 65 & over |
| ISLAND OF RODRIGUES | | | | | | | | |
| Male | 9,524 | 238 | 849 | 2,756 | 2,343 | 2,069 | 928 | 341 |
| Section A - Agriculture,forestry and fishing | 2,653 | 95 | 187 | 567 | 716 | 596 | 248 | 244 |
| 01.Crop and animal production, hunting and related service activities. | 1,234 | 59 | 101 | 230 | 206 | 240 | 184 | 214 |
| 02.Forestry and logging. | 98 | - | 2 | 9 | 28 | 33 | 26 | - |
| 03.Fishing and aquaculture | 1,321 | 36 | 84 | 328 | 482 | 323 | 38 | 30 |
| Section B - Mining and quarrying. | 79 | 1 | 9 | 25 | 20 | 24 | - | - |
| 05.Mining of coal and lignite. | - | - | - | - | - | - | - | - |
| 06.Extraction of crude petroleum and natural gas | - | - | - | - | - | - | - | - |
| 07.Mining of metal ores. | - | - | - | - | - | - | - | - |
| 08.Other mining and quarrying. | 79 | 1 | 9 | 25 | 20 | 24 | - | - |
| 09.Mining support service activities . . | - | - | - | - | - | - | - | - |
| Section C - Manufacturing | 475 | 17 | 47 | 144 | 121 | 106 | 31 | 9 |
| 10.Manufacture of food products. | 103 | 4 | 11 | 34 | 28 | 18 | 7 | 1 |
| 11.Manufacture of beverages. | 20 | 1 | 1 | 5 | 6 | 6 | - | 1 |
| 12.Manufacture of tobacco products . . . | - | - | - | - | - | - | - | - |
| 13.Manufacture of textiles | 4 | - | 1 | 1 | - | 1 | 1 | - |
| 14.Manufacture of wearing apparel. . . . | 37 | - | 4 | 8 | 7 | 12 | 5 | 1 |
| 15.Manufacture of leather & related products | 6 | 1 | - | - | 1 | 1 | 2 | 1 |
| 16.Manufacture of wood & of products of wood & cork, except furniture; manufacture of articles of straw & plaiting materials. | 25 | 1 | 1 | 3 | 11 | 8 | - | 1 |
| 17.Manufacture of paper & paper products | - | - | - | - | - | - | - | - |
| 18.Printing & reproduction of recorded media | 10 | 1 | 1 | 6 | - | 2 | - | - |
| 19.Manufacture of coke and refined petroleum products | 1 | - | - | - | - | - | 1 | - |
| 20.Manufacture of chemicals & chemical products | 2 | - | - | 1 | 1 | - | - | - |
| 21.Manufacture of basic pharmaceutical products & pharmaceutical preparations | - | - | - | - | - | - | - | - |
| 22.Manufacture of rubber & plastic products | 8 | - | - | 6 | 2 | - | - | - |
| 23.Manufacture of other non-metallic mineral products | 24 | - | - | 4 | 9 | 10 | 1 | - |
| 24.Manufacturing of basic metals | 1 | - | - | - | 1 | - | - | - |
| 25.Manufacture of fabricated metal products,except machinery & equipment | 96 | 4 | 18 | 26 | 28 | 18 | 2 | - |
| 26.Man of computer,electronic & optical.products | - | - | - | - | - | - | - | - |
| 27.Manufacture of electrical equipment . | - | - | - | - | - | - | - | - |
| 28.Manufacture of machinery & equipment.n.e.c | - | - | - | - | - | - | - | - |
| 29.Man. of motor vehicles, trailers & semi-trailers | - | - | - | - | - | - | - | - |
| 30.Manufacture of other transport equipment | 3 | - | 1 | 1 | - | 1 | - | - |
| 31.Manufacture of furniture. | 106 | 5 | 9 | 37 | 23 | 18 | 11 | 3 |
| 32.Other manufacturing | 23 | - | - | 11 | 2 | 9 | - | 1 |
| 33.Repair & installation of machinery and equipment | 6 | - | - | 1 | 2 | 2 | 1 | - |
| Section D - Electricity, gas, steam & air conditioning supply. | 93 | 1 | 6 | 35 | 28 | 20 | 3 | - |
| 35.Electricity, gas, steam & air conditioning supply | 93 | 1 | 6 | 35 | 28 | 20 | 3 | - |
| Section E - Water supply,sewerage,waste management & remediation activities. | 258 | 1 | 30 | 49 | 27 | 65 | 85 | 1 |
| 36.Water collection,treatment & supply . | 246 | 1 | 29 | 44 | 22 | 65 | 84 | 1 |
| 37.Sewerage. | 2 | - | 1 | - | 1 | - | - | - |
| 38.Waste collection,treatment & disposal activities; materials recovery. | 10 | - | - | 5 | 4 | - | 1 | - |
| 39.Remediation activities & other waste management services. | - | - | - | - | - | - | - | - |

Table CA5 - Currently employed population 16 years of age and over by industry, age and sex

| Country, Island, Industry (section & division) and Sex | Total | Age group (in years) | | | | | | |
|--|-------|----------------------|---------|---------|---------|---------|---------|-----------|
| | | 16 - 19 | 20 - 24 | 25 - 34 | 35 - 44 | 45 - 54 | 55 - 64 | 65 & over |
| ISLAND OF RODRIGUES | | | | | | | | |
| Section F - Construction | 1,297 | 36 | 153 | 415 | 374 | 236 | 77 | 6 |
| 41.Construction of buildings | 1,027 | 28 | 118 | 311 | 302 | 201 | 61 | 6 |
| 42.Civil engineering | 138 | 3 | 13 | 46 | 38 | 24 | 14 | - |
| 43.Specialised construction activities . | 132 | 5 | 22 | 58 | 34 | 11 | 2 | - |
| Section G - Wholesale & retail trade,repair of motor vehicles & motorcycles. | 878 | 40 | 133 | 244 | 161 | 184 | 67 | 49 |
| 45.Wholesale and retail trade and repair of motor vehicles & motorcycles. | 159 | 10 | 22 | 39 | 31 | 37 | 18 | 2 |
| 46.Wholesale trade, except for m.vehicles & m.cycles | 166 | 2 | 16 | 49 | 27 | 55 | 13 | 4 |
| 47.Retail trade, except for m.vehicles & m.cycles | 553 | 28 | 95 | 156 | 103 | 92 | 36 | 43 |
| Section H - Transportation and storage. . | 569 | 13 | 47 | 196 | 130 | 142 | 35 | 6 |
| 49.Land transport and transport via pipelines | 375 | 11 | 42 | 143 | 101 | 63 | 9 | 6 |
| 50.Water transport | 16 | - | 1 | 2 | 4 | 9 | - | - |
| 51.Air transport | 18 | - | 1 | 7 | 3 | 6 | 1 | - |
| 52.Warehousing & support act. for transportation | 124 | 2 | 1 | 30 | 16 | 53 | 22 | - |
| 53.Postal and courier activities | 36 | - | 2 | 14 | 6 | 11 | 3 | - |
| Section I - Accomodation and food service activities | 405 | 13 | 51 | 177 | 86 | 61 | 11 | 6 |
| 55.Accomodation. | 257 | 7 | 27 | 121 | 59 | 36 | 4 | 3 |
| 56.Food and beverage service activities. | 148 | 6 | 24 | 56 | 27 | 25 | 7 | 3 |
| Section J - Information and communication | 104 | - | 4 | 41 | 23 | 29 | 6 | 1 |
| 58.Publishing activities | 13 | - | 1 | 1 | 2 | 4 | 4 | 1 |
| 59.Motion picture, video and TV programme production, sound recording and music publishing.activities | 3 | - | - | 1 | 1 | 1 | - | - |
| 60.Programming and broadcasting activities | 23 | - | 1 | 7 | 6 | 8 | 1 | - |
| 61.Telecommunications. | 54 | - | 2 | 24 | 13 | 14 | 1 | - |
| 62.Computer programming, consultancy & related act. | 8 | - | - | 5 | 1 | 2 | - | - |
| 63.Information service activities. | 3 | - | - | 3 | - | - | - | - |
| Section K - Financial and insurance activities | 76 | - | 8 | 27 | 20 | 18 | 3 | - |
| 64.Financial service activities, except insurance & pension funding | 60 | - | 4 | 21 | 16 | 16 | 3 | - |
| 65.Insurance,reinsurance and pension funding, except compulsory social security. | 15 | - | 4 | 5 | 4 | 2 | - | - |
| 66.Activities auxiliary to financial service and insurance activities. | 1 | - | - | 1 | - | - | - | - |
| Section L - Real estate activities. | 5 | - | - | 1 | 2 | 2 | - | - |
| 68.Real estate activities. | 5 | - | - | 1 | 2 | 2 | - | - |
| Section M - Professional, scientific & technical act. | 87 | - | 5 | 23 | 24 | 11 | 24 | - |
| 69.Legal and accounting activities | 2 | - | - | 2 | - | - | - | - |
| 70.Act.of head offices;management consultancy act. | 1 | - | - | 1 | - | - | - | - |
| 71.Architectural and engineering activities;technical testing & analysis. | 11 | - | 2 | 5 | 2 | - | 2 | - |
| 72.Scientific research and development . | 41 | - | - | 9 | 10 | 6 | 16 | - |
| 73.Advertising and market research | 1 | - | - | 1 | - | - | - | - |
| 74.Other professional, scientific and technical act. | 24 | - | 3 | 4 | 10 | 4 | 3 | - |
| 75.Veterinary activities | 7 | - | - | 1 | 2 | 1 | 3 | - |

Table CA5 - Currently employed population 16 years of age and over by industry, age and sex

| Country, Island, Industry (section & division) and Sex | Total | Age group (in years) | | | | | | |
|--|-------|----------------------|---------|---------|---------|---------|---------|-----------|
| | | 16 - 19 | 20 - 24 | 25 - 34 | 35 - 44 | 45 - 54 | 55 - 64 | 65 & over |
| ISLAND OF RODRIGUES | | | | | | | | |
| Section N - Administrative and support service act. | 273 | 4 | 38 | 122 | 66 | 34 | 7 | 2 |
| 77.Rental and leasing activities | 7 | - | 2 | 2 | - | 1 | 1 | 1 |
| 78.Employment activities | 3 | - | 1 | - | 1 | - | 1 | - |
| 79.Travel agency,tour operator,reservation service and related activities. | 39 | - | 5 | 11 | 10 | 12 | 1 | - |
| 80.Security and investigation activities | 89 | 3 | 13 | 43 | 17 | 12 | - | 1 |
| 81.Services to buildings and landscape activities | 131 | - | 16 | 64 | 38 | 9 | 4 | - |
| 82.Office administrative,office support and other business support activities | 4 | 1 | 1 | 2 | - | - | - | - |
| Section O - Public administration and defence; compulsory social security. | 1,231 | - | 57 | 361 | 282 | 324 | 199 | 8 |
| 84.Public administration and defence;compulsory social security | 1,231 | - | 57 | 361 | 282 | 324 | 199 | 8 |
| Section P - Education | 462 | 1 | 23 | 152 | 146 | 79 | 61 | - |
| 85.Education | 462 | 1 | 23 | 152 | 146 | 79 | 61 | - |
| Section Q - Human health and social work.activities | 302 | 1 | 7 | 78 | 62 | 96 | 57 | 1 |
| 86.Human health activities | 267 | - | 6 | 69 | 55 | 83 | 53 | 1 |
| 87.Residential care activities | 1 | - | - | - | - | 1 | - | - |
| 88.Social work activities without accomodation | 34 | 1 | 1 | 9 | 7 | 12 | 4 | - |
| Section R - Arts, entertainment and recreation | 93 | 1 | 13 | 40 | 20 | 13 | 5 | 1 |
| 90.Creative,arts and entertainment activities | 5 | - | - | 2 | 2 | 1 | - | - |
| 91.Libraries, archives,museums and other cultural act | 27 | - | 2 | 14 | 6 | 4 | 1 | - |
| 92.Gambling and betting activities | 26 | - | 7 | 10 | 6 | 2 | 1 | - |
| 93.Sports activities and amusement and recreation act | 35 | 1 | 4 | 14 | 6 | 6 | 3 | 1 |
| Section S - Other service activities. | 78 | 1 | 10 | 28 | 17 | 14 | 4 | 4 |
| 94.Activities of membership organisations | 35 | - | 3 | 9 | 10 | 8 | 3 | 2 |
| 95.Repair of computers and personal household goods | 19 | - | 2 | 10 | 2 | 4 | - | 1 |
| 96.Other personal service activities | 24 | 1 | 5 | 9 | 5 | 2 | 1 | 1 |
| Section T - Activities of households as employers | 91 | 12 | 19 | 25 | 17 | 13 | 4 | 1 |
| 97.Activities of households as employers of domestic personnel. | 91 | 12 | 19 | 25 | 17 | 13 | 4 | 1 |
| Section U - Activities of extraterritorial organisations and bodies. | 4 | - | - | 1 | 1 | - | 1 | 1 |
| 99.Activities of extraterritorial organisations and bodies. | 4 | - | - | 1 | 1 | - | 1 | 1 |
| Not stated. | 11 | 1 | 2 | 5 | - | 2 | - | 1 |

Table CA5 - Currently employed population 16 years of age and over by industry, age and sex

| Country, Island, Industry (section & division) and Sex | Total | Age group (in years) | | | | | | |
|---|-------|----------------------|---------|---------|---------|---------|---------|-----------|
| | | 16 - 19 | 20 - 24 | 25 - 34 | 35 - 44 | 45 - 54 | 55 - 64 | 65 & over |
| ISLAND OF RODRIGUES | | | | | | | | |
| Female | 5,891 | 113 | 531 | 1,778 | 1,532 | 1,166 | 517 | 254 |
| Section A - Agriculture,forestry and fishing | 1,963 | 21 | 89 | 419 | 465 | 490 | 288 | 191 |
| 01.Crop and animal production, hunting and related service activities. | 1,843 | 21 | 87 | 402 | 412 | 453 | 281 | 187 |
| 02.Forestry and logging. | 4 | - | - | 2 | 2 | - | - | - |
| 03.Fishing and aquaculture | 116 | - | 2 | 15 | 51 | 37 | 7 | 4 |
| Section B - Mining and quarrying. | 5 | - | 1 | 1 | 2 | 1 | - | - |
| 05.Mining of coal and lignite. | - | - | - | - | - | - | - | - |
| 06.Extraction of crude petroleum and natural gas | - | - | - | - | - | - | - | - |
| 07.Mining of metal ores. | - | - | - | - | - | - | - | - |
| 08.Other mining and quarrying. | 5 | - | 1 | 1 | 2 | 1 | - | - |
| 09.Mining support service activities . . | - | - | - | - | - | - | - | - |
| Section C - Manufacturing | 468 | 13 | 29 | 117 | 140 | 114 | 45 | 10 |
| 10.Manufacture of food products. | 77 | 3 | 7 | 17 | 19 | 20 | 9 | 2 |
| 11.Manufacture of beverages. | 3 | 1 | - | 1 | 1 | - | - | - |
| 12.Manufacture of tobacco products . . . | - | - | - | - | - | - | - | - |
| 13.Manufacture of textiles | 42 | 2 | 2 | 23 | 11 | 3 | 1 | - |
| 14.Manufacture of wearing apparel. . . . | 169 | 1 | 7 | 29 | 60 | 46 | 23 | 3 |
| 15.Manufacture of leather & related products | 4 | - | - | 1 | 1 | - | 2 | - |
| 16.Manufacture of wood & of products of wood & cork, except furniture; manufacture of articles of straw & plaiting materials. | 14 | - | - | - | 4 | 4 | 4 | 2 |
| 17.Manufacture of paper & paper products | - | - | - | - | - | - | - | - |
| 18.Printing & reproduction of recorded media | 3 | - | 1 | - | 1 | 1 | - | - |
| 19.Manufacture of coke and refined petroleum products | - | - | - | - | - | - | - | - |
| 20.Manufacture of chemicals & chemical products | 3 | - | - | - | 2 | - | 1 | - |
| 21.Manufacture of basic pharmaceutical products & pharmaceutical preparations | - | - | - | - | - | - | - | - |
| 22.Manufacture of rubber & plastic products | 1 | - | - | - | - | - | 1 | - |
| 23.Manufacture of other non-metallic mineral products | 1 | - | 1 | - | - | - | - | - |
| 24.Manufacturing of basic metals | - | - | - | - | - | - | - | - |
| 25.Manufacture of fabricated metal products,except machinery & equipment | 3 | - | 2 | - | 1 | - | - | - |
| 26.Man of computer,electronic & optical.products | - | - | - | - | - | - | - | - |
| 27.Manufacture of electrical equipment . | - | - | - | - | - | - | - | - |
| 28.Manufacture of machinery & equipment.n.e.c | 1 | - | 1 | - | - | - | - | - |
| 29.Man. of motor vehicles, trailers & semi-trailers | - | - | - | - | - | - | - | - |
| 30.Manufacture of other transport equipment | 2 | - | - | - | 1 | 1 | - | - |
| 31.Manufacture of furniture. | 3 | - | - | 1 | 2 | - | - | - |
| 32.Other manufacturing | 142 | 6 | 8 | 45 | 37 | 39 | 4 | 3 |
| 33.Repair & installation of machinery and equipment | - | - | - | - | - | - | - | - |
| Section D - Electricity, gas, steam & air conditioning supply. | 9 | - | - | 3 | 4 | 2 | - | - |
| 35.Electricity, gas, steam & air conditioning supply | 9 | - | - | 3 | 4 | 2 | - | - |
| Section E - Water supply,sewerage,waste management & remediation activities. | 16 | - | 4 | 7 | 5 | - | - | - |
| 36.Water collection,treatment & supply . | 14 | - | 4 | 6 | 4 | - | - | - |
| 37.Sewerage. | - | - | - | - | - | - | - | - |
| 38.Waste collection,treatment & disposal activties; materials recovery. | 2 | - | - | 1 | 1 | - | - | - |
| 39.Remediation activities & other waste management services. | - | - | - | - | - | - | - | - |

Table CA5 - Currently employed population 16 years of age and over by industry, age and sex

| Country, Island, Industry (section & division) and Sex | Total | Age group (in years) | | | | | | |
|--|-------|----------------------|---------|---------|---------|---------|---------|-----------|
| | | 16 - 19 | 20 - 24 | 25 - 34 | 35 - 44 | 45 - 54 | 55 - 64 | 65 & over |
| ISLAND OF RODRIGUES | | | | | | | | |
| Section F - Construction | 22 | 1 | 7 | 6 | 6 | 2 | - | - |
| 41.Construction of buildings | 18 | 1 | 6 | 4 | 5 | 2 | - | - |
| 42.Civil engineering | 3 | - | - | 2 | 1 | - | - | - |
| 43.Specialised construction activities . | 1 | - | 1 | - | - | - | - | - |
| Section G - Wholesale & retail trade,repair of motor vehicles & motorcycles. | 693 | 27 | 89 | 210 | 163 | 118 | 54 | 32 |
| 45.Wholesale and retail trade and repair of motor vehicles & motorcycles. | 18 | 1 | 2 | 9 | 5 | - | 1 | - |
| 46.Wholesale trade, except for m.vehicles & m.cycles | 44 | 1 | 15 | 13 | 9 | 4 | 1 | 1 |
| 47.Retail trade, except for m.vehicles & m.cycles | 631 | 25 | 72 | 188 | 149 | 114 | 52 | 31 |
| Section H - Transportation and storage. . | 48 | 2 | 9 | 22 | 12 | 3 | - | - |
| 49.Land transport and transport via pipelines | 9 | 2 | 2 | 3 | 1 | 1 | - | - |
| 50.Water transport | 3 | - | - | - | 2 | 1 | - | - |
| 51.Air transport | 7 | - | 1 | 3 | 2 | 1 | - | - |
| 52.Warehousing & support act. for transportation | 19 | - | 3 | 12 | 4 | - | - | - |
| 53.Postal and courier activities | 10 | - | 3 | 4 | 3 | - | - | - |
| Section I - Accomodation and food service activities | 459 | 20 | 70 | 169 | 104 | 70 | 25 | 1 |
| 55.Accomodation. | 245 | 6 | 33 | 105 | 52 | 38 | 11 | - |
| 56.Food and beverage service activities. | 214 | 14 | 37 | 64 | 52 | 32 | 14 | 1 |
| Section J - Information and communication | 38 | 1 | 5 | 21 | 8 | 2 | 1 | - |
| 58.Publishing activities | 5 | - | 2 | 2 | 1 | - | - | - |
| 59.Motion picture, video and TV programme production, sound recording and music publishing.activities | 2 | - | - | 2 | - | - | - | - |
| 60.Programming and broadcasting activities | 9 | - | - | 6 | 3 | - | - | - |
| 61.Telecommunications. | 14 | - | 1 | 7 | 3 | 2 | 1 | - |
| 62.Computer programming, consultancy & related act. | 6 | - | 2 | 3 | 1 | - | - | - |
| 63.Information service activities. | 2 | 1 | - | 1 | - | - | - | - |
| Section K - Financial and insurance activities | 77 | 2 | 16 | 26 | 24 | 8 | 1 | - |
| 64.Financial service activities, except insurance & pension funding | 52 | 1 | 10 | 21 | 13 | 6 | 1 | - |
| 65.Insurance,reinsurance and pension funding, except compulsory social security. | 22 | 1 | 5 | 5 | 9 | 2 | - | - |
| 66.Activities auxiliary to financial service and insurance activities. | 3 | - | 1 | - | 2 | - | - | - |
| Section L - Real estate activities. | 2 | - | - | 1 | 1 | - | - | - |
| 68.Real estate activities. | 2 | - | - | 1 | 1 | - | - | - |
| Section M - Professional, scientific & technical act. | 21 | - | 3 | 8 | 6 | 3 | 1 | - |
| 69.Legal and accounting activities | 2 | - | - | 2 | - | - | - | - |
| 70.Act.of head offices;management consultancy act. | 4 | - | 2 | - | 2 | - | - | - |
| 71.Architectural and engineering activities;technical testing & analysis. | 2 | - | - | 1 | - | 1 | - | - |
| 72.Scientific research and development . | 7 | - | - | 3 | 2 | 2 | - | - |
| 73.Advertising and market research | - | - | - | - | - | - | - | - |
| 74.Other professional, scientific and technical act. | 4 | - | 1 | 1 | 1 | - | 1 | - |
| 75.Veterinary activities | 2 | - | - | 1 | 1 | - | - | - |

Table CA5 - Currently employed population 16 years of age and over by industry, age and sex

| Country, Island, Industry (section & division) and Sex | Total | Age group (in years) | | | | | | |
|--|-------|----------------------|---------|---------|---------|---------|---------|-----------|
| | | 16 - 19 | 20 - 24 | 25 - 34 | 35 - 44 | 45 - 54 | 55 - 64 | 65 & over |
| ISLAND OF RODRIGUES | | | | | | | | |
| Section N - Administrative and support service act. | 89 | 2 | 9 | 49 | 21 | 7 | 1 | - |
| 77.Rental and leasing activities | 1 | - | 1 | - | - | - | - | - |
| 78.Employment activities | - | - | - | - | - | - | - | - |
| 79.Travel agency,tour operator,reservation service and related activities. | 18 | - | 1 | 14 | 2 | 1 | - | - |
| 80.Security and investigation activities | 7 | - | 1 | 2 | 2 | 2 | - | - |
| 81.Services to buildings and landscape activities | 54 | 1 | 3 | 29 | 16 | 4 | 1 | - |
| 82.Office administrative,office support and other business support activities | 9 | 1 | 3 | 4 | 1 | - | - | - |
| Section O - Public administration and defence; compulsory social security. | 348 | - | 49 | 149 | 107 | 36 | 6 | 1 |
| 84.Public administration and defence;compulsory social security | 348 | - | 49 | 149 | 107 | 36 | 6 | 1 |
| Section P - Education | 547 | 4 | 59 | 225 | 143 | 86 | 30 | - |
| 85.Education | 547 | 4 | 59 | 225 | 143 | 86 | 30 | - |
| Section Q - Human health and social work.activities | 370 | 3 | 20 | 110 | 128 | 89 | 18 | 2 |
| 86.Human health activities | 277 | 2 | 14 | 78 | 96 | 70 | 15 | 2 |
| 87.Residential care activities | 15 | - | 2 | 3 | 6 | 3 | 1 | - |
| 88.Social work activities without accomodation | 78 | 1 | 4 | 29 | 26 | 16 | 2 | - |
| Section R - Arts, entertainment and recreation | 55 | 1 | 15 | 26 | 7 | 4 | 1 | 1 |
| 90.Creative,arts and entertainment activities | 3 | 1 | 1 | - | 1 | - | - | - |
| 91.Libraries, archives,museums and other cultural act | 13 | - | 3 | 7 | 2 | 1 | - | - |
| 92.Gambling and betting activities | 26 | - | 10 | 12 | 3 | - | 1 | - |
| 93.Sports activities and amusement and recreation act | 13 | - | 1 | 7 | 1 | 3 | - | 1 |
| Section S - Other service activities. | 126 | 4 | 16 | 56 | 23 | 17 | 5 | 5 |
| 94.Activities of membership organisations | 44 | - | 2 | 14 | 5 | 17 | 4 | 2 |
| 95.Repair of computers and personal household goods | 5 | 1 | 2 | 1 | 1 | - | - | - |
| 96.Other personal service activities | 77 | 3 | 12 | 41 | 17 | - | 1 | 3 |
| Section T - Activities of households as employers | 528 | 12 | 40 | 150 | 162 | 113 | 40 | 11 |
| 97.Activities of households as employers of domestic personnel. | 528 | 12 | 40 | 150 | 162 | 113 | 40 | 11 |
| Section U - Activities of extraterritorial organisations and bodies. | 1 | - | 1 | - | - | - | - | - |
| 99.Activities of extraterritorial organisations and bodies. | 1 | - | 1 | - | - | - | - | - |
| Not stated. | 6 | - | - | 3 | 1 | 1 | 1 | - |

Table CA6 - Currently employed population 16 years of age and over by occupation, age and sex

| Country, Island, Occupation (major & sub-major group) and Sex | Total | Age group (in years) | | | | | | |
|---|---------|----------------------|---------|---------|---------|---------|---------|-----------|
| | | 16 - 19 | 20 - 24 | 25 - 34 | 35 - 44 | 45 - 54 | 55 - 64 | 65 & over |
| REPUBLIC OF MAURITIUS | | | | | | | | |
| Both sexes | 522,198 | 10,582 | 49,946 | 143,974 | 130,329 | 124,371 | 55,407 | 7,589 |
| Major group 1 - Managers | 29,284 | 66 | 984 | 6,811 | 8,128 | 8,223 | 4,119 | 953 |
| 11.Chief executives, senior officials & legislators | 2,226 | - | 61 | 334 | 500 | 645 | 548 | 138 |
| 12.Administrative & commercial managers . . | 8,476 | 14 | 377 | 2,406 | 2,445 | 2,126 | 896 | 212 |
| 13.Production & specialised services managers | 8,011 | 10 | 183 | 1,695 | 2,229 | 2,366 | 1,331 | 197 |
| 14.Hospitality , retail & other services managers | 10,571 | 42 | 363 | 2,376 | 2,954 | 3,086 | 1,344 | 406 |
| Major group 2 - Professionals | 44,930 | 277 | 4,620 | 17,839 | 9,195 | 7,417 | 5,036 | 546 |
| 21.Science & engineering professionals . . | 4,862 | 37 | 621 | 2,154 | 1,054 | 595 | 358 | 43 |
| 22.Health professionals | 2,826 | 4 | 109 | 1,128 | 406 | 582 | 474 | 123 |
| 23.Teaching professionals | 21,337 | 79 | 1,478 | 7,453 | 4,720 | 4,192 | 3,260 | 155 |
| 24.Business & administration professionals | 8,595 | 79 | 1,502 | 3,666 | 1,739 | 1,094 | 465 | 50 |
| 25.Information & communication technology professionals | 3,074 | 15 | 481 | 2,047 | 363 | 137 | 29 | 2 |
| 26.Legal, social & cultural professionals. | 4,236 | 63 | 429 | 1,391 | 913 | 817 | 450 | 173 |
| Major group 3 - Technicians & associate professionals | 48,213 | 513 | 4,791 | 14,391 | 11,875 | 11,260 | 5,092 | 291 |
| 31.Science & engineering associate professionals | 13,973 | 192 | 1,194 | 3,833 | 3,595 | 3,552 | 1,527 | 80 |
| 32.Health associate professionals | 7,082 | 40 | 648 | 2,595 | 1,579 | 1,350 | 802 | 68 |
| 33.Business & administration associate professionals | 19,992 | 181 | 2,022 | 5,626 | 4,919 | 4,895 | 2,252 | 97 |
| 34.Legal, social & religious associate professionals | 3,794 | 52 | 349 | 1,017 | 998 | 941 | 395 | 42 |
| 35.Information & communication technician | 3,372 | 48 | 578 | 1,320 | 784 | 522 | 116 | 4 |
| Major group 4 - Clerical support workers . . | 43,815 | 1,111 | 8,626 | 15,189 | 8,830 | 7,195 | 2,737 | 127 |
| 41.General & keyboard clerks | 16,372 | 298 | 2,451 | 5,553 | 3,696 | 3,055 | 1,267 | 52 |
| 42.Customer services clerks | 10,185 | 475 | 3,061 | 3,781 | 1,486 | 1,055 | 313 | 14 |
| 43.Numerical & material recording clerks . | 13,736 | 314 | 2,736 | 4,732 | 2,846 | 2,269 | 794 | 45 |
| 44.Other clerical support workers | 3,522 | 24 | 378 | 1,123 | 802 | 816 | 363 | 16 |
| Major group 5 - Service sales workers | 96,982 | 3,172 | 11,403 | 26,311 | 23,555 | 21,188 | 9,392 | 1,961 |
| 51.Personal service workers | 26,913 | 1,195 | 3,971 | 8,576 | 6,518 | 4,790 | 1,743 | 120 |
| 52.Sales workers | 42,574 | 1,593 | 5,179 | 10,775 | 9,781 | 9,670 | 4,175 | 1,401 |
| 53.Personal care workers | 4,447 | 42 | 298 | 1,201 | 1,257 | 1,121 | 454 | 74 |
| 54.Protective services workers | 23,048 | 342 | 1,955 | 5,759 | 5,999 | 5,607 | 3,020 | 366 |
| Major group 6 - Skilled agricultural, forestry & fishery workers | 21,038 | 342 | 876 | 3,427 | 5,237 | 6,269 | 3,753 | 1,134 |
| 61.Market oriented skilled agricultural workers | 16,129 | 245 | 650 | 2,518 | 3,806 | 4,846 | 3,074 | 990 |
| 62.Market oriented skilled forestry, fishery & hunting workers | 4,909 | 97 | 226 | 909 | 1,431 | 1,423 | 679 | 144 |
| 63.Subsistence farmers, fishers, hunters & gatherers | - | - | - | - | - | - | - | - |

Table CA6 - Currently employed population 16 years of age and over by occupation, age and sex

| Country, Island, Occupation (major & sub-major group) and Sex | Total | Age group (in years) | | | | | | | |
|--|--------|----------------------|---------|---------|---------|---------|---------|-----------|--|
| | | 16 - 19 | 20 - 24 | 25 - 34 | 35 - 44 | 45 - 54 | 55 - 64 | 65 & over | |
| REPUBLIC OF MAURITIUS | | | | | | | | | |
| Major group 7 - Craft & related trades workers | 91,710 | 3,004 | 9,072 | 25,007 | 24,591 | 22,124 | 7,234 | 678 | |
| 71.Building & related trades workers, excluding electricians. | 47,917 | 1,474 | 4,455 | 13,013 | 13,595 | 11,668 | 3,450 | 262 | |
| 72.Metal, machinery & related trades workers | 14,890 | 678 | 1,823 | 4,204 | 3,503 | 3,371 | 1,223 | 88 | |
| 73.Handicraft & printing workers | 5,781 | 187 | 597 | 1,739 | 1,611 | 1,185 | 406 | 56 | |
| 74.Electrical & electronic trades workers . | 6,376 | 253 | 928 | 1,971 | 1,305 | 1,361 | 531 | 27 | |
| 75.Food processing,wood working,garment & other related trades workers. | 16,746 | 412 | 1,269 | 4,080 | 4,577 | 4,539 | 1,624 | 245 | |
| Major group 8 - Plant & machine operators & assemblers | 61,363 | 571 | 4,614 | 18,940 | 16,952 | 14,497 | 5,261 | 528 | |
| 81.Stationary plant & machine operators. . . | 31,157 | 395 | 3,441 | 12,024 | 8,254 | 5,569 | 1,430 | 44 | |
| 82.Assemblers. | 470 | 56 | 83 | 148 | 109 | 56 | 13 | 5 | |
| 83.Drivers & mobile plant operators. | 29,736 | 120 | 1,090 | 6,768 | 8,589 | 8,872 | 3,818 | 479 | |
| Major group 9 - Elementary occupations . . . | 83,599 | 1,507 | 4,730 | 15,454 | 21,710 | 26,090 | 12,748 | 1,360 | |
| 91.Cleaners & helpers. | 33,246 | 520 | 1,621 | 6,007 | 9,331 | 10,518 | 4,733 | 516 | |
| 92.Agricultural,forestry & fishery labourers | 16,981 | 105 | 350 | 1,560 | 3,806 | 6,444 | 4,081 | 635 | |
| 93.Labourers in mining,construction, manufacturing & transport | 14,375 | 541 | 1,592 | 4,263 | 3,520 | 3,191 | 1,205 | 63 | |
| 94.Food preparation assistants | 2,108 | 92 | 219 | 454 | 606 | 539 | 175 | 23 | |
| 95.Street & related sales & service workers | 2,367 | 40 | 116 | 439 | 677 | 777 | 275 | 43 | |
| 96.Refuse workers & other elementary workers | 14,522 | 209 | 832 | 2,731 | 3,770 | 4,621 | 2,279 | 80 | |
| Not stated | 1,264 | 19 | 230 | 605 | 256 | 108 | 35 | 11 | |

Table CA6 - Currently employed population 16 years of age and over by occupation, age and sex

| Country, Island, Occupation (major & sub-major group) and Sex | Total | Age group (in years) | | | | | | |
|--|---------|----------------------|---------|---------|---------|---------|---------|-----------|
| | | 16 - 19 | 20 - 24 | 25 - 34 | 35 - 44 | 45 - 54 | 55 - 64 | 65 & over |
| REPUBLIC OF MAURITIUS | | | | | | | | |
| Male. | 337,070 | 7,095 | 29,961 | 88,340 | 83,282 | 83,980 | 38,945 | 5,467 |
| Major group 1 - Managers | 20,948 | 44 | 548 | 4,416 | 5,719 | 6,154 | 3,275 | 792 |
| 11.Chief executives, senior officials & legislators. | 1,631 | - | 24 | 193 | 344 | 484 | 456 | 130 |
| 12.Administrative & commercial managers. | 5,589 | 9 | 178 | 1,365 | 1,612 | 1,545 | 708 | 172 |
| 13.Production & specialised services managers. | 6,225 | 8 | 116 | 1,255 | 1,749 | 1,876 | 1,066 | 155 |
| 14.Hospitality , retail & other services managers. | 7,503 | 27 | 230 | 1,603 | 2,014 | 2,249 | 1,045 | 335 |
| Major group 2 - Professionals. | 22,245 | 116 | 1,927 | 8,237 | 4,534 | 3,785 | 3,197 | 449 |
| 21.Science & engineering professionals | 3,855 | 28 | 443 | 1,640 | 867 | 498 | 338 | 41 |
| 22.Health professionals. | 1,787 | 2 | 39 | 609 | 218 | 411 | 393 | 115 |
| 23.Teaching professionals. | 7,203 | 11 | 332 | 1,979 | 1,609 | 1,443 | 1,731 | 98 |
| 24.Business & administration professionals | 4,345 | 38 | 589 | 1,743 | 901 | 688 | 343 | 43 |
| 25.Information & communication technology professionals | 2,213 | 8 | 310 | 1,485 | 283 | 101 | 24 | 2 |
| 26.Legal, social & cultural professionals. | 2,842 | 29 | 214 | 781 | 656 | 644 | 368 | 150 |
| Major group 3 - Technicians & associate professionals. | 29,839 | 312 | 2,691 | 8,473 | 7,170 | 7,356 | 3,616 | 221 |
| 31.Science & engineering associate professionals | 11,187 | 158 | 980 | 3,108 | 2,833 | 2,708 | 1,332 | 68 |
| 32.Health associate professionals. | 3,052 | 6 | 215 | 1,104 | 704 | 607 | 373 | 43 |
| 33.Business & administration associate professionals | 10,367 | 68 | 826 | 2,546 | 2,321 | 2,981 | 1,544 | 81 |
| 34.Legal, social & religious associate professionals | 2,318 | 42 | 206 | 607 | 615 | 569 | 254 | 25 |
| 35.Information & communication technician | 2,915 | 38 | 464 | 1,108 | 697 | 491 | 113 | 4 |
| Major group 4 - Clerical support workers | 17,324 | 394 | 2,969 | 5,127 | 3,240 | 3,680 | 1,815 | 99 |
| 41.General & keyboard clerks | 4,328 | 72 | 603 | 1,161 | 734 | 1,028 | 693 | 37 |
| 42.Customer services clerks. | 3,582 | 155 | 983 | 1,172 | 540 | 527 | 195 | 10 |
| 43.Numerical & material recording clerks | 7,385 | 156 | 1,222 | 2,280 | 1,545 | 1,530 | 613 | 39 |
| 44.Other clerical support workers. | 2,029 | 11 | 161 | 514 | 421 | 595 | 314 | 13 |
| Major group 5 - Service sales workers. | 59,335 | 1,619 | 6,328 | 15,278 | 14,018 | 13,867 | 6,781 | 1,444 |
| 51.Personal service workers. | 16,513 | 722 | 2,570 | 5,207 | 3,701 | 2,989 | 1,235 | 89 |
| 52.Sales workers | 20,903 | 596 | 1,987 | 4,643 | 4,696 | 5,450 | 2,544 | 987 |
| 53.Personal care workers | 510 | 3 | 45 | 174 | 140 | 98 | 48 | 2 |
| 54.Protective services workers | 21,409 | 298 | 1,726 | 5,254 | 5,481 | 5,330 | 2,954 | 366 |
| Major group 6 - Skilled agricultural, forestry & fishery workers. | 16,810 | 304 | 736 | 2,730 | 4,256 | 5,080 | 2,888 | 816 |
| 61.Market oriented skilled agricultural workers | 12,088 | 207 | 514 | 1,851 | 2,895 | 3,710 | 2,234 | 677 |
| 62.Market oriented skilled forestry, fishery & hunting workers | 4,722 | 97 | 222 | 879 | 1,361 | 1,370 | 654 | 139 |
| 63.Subsistence farmers, fishers, hunters & gatherers | - | - | - | - | - | - | - | - |

Table CA6 - Currently employed population 16 years of age and over by occupation, age and sex

| Country, Island, Occupation (major & sub-major group) and Sex | Total | Age group (in years) | | | | | | |
|--|--------|----------------------|---------|---------|---------|---------|---------|-----------|
| | | 16 - 19 | 20 - 24 | 25 - 34 | 35 - 44 | 45 - 54 | 55 - 64 | 65 & over |
| REPUBLIC OF MAURITIUS | | | | | | | | |
| Major group 7 - Craft & related trades workers | 82,789 | 2,744 | 8,321 | 22,745 | 21,923 | 19,890 | 6,566 | 600 |
| 71.Building & related trades workers, excluding electricians. | 47,308 | 1,438 | 4,392 | 12,849 | 13,409 | 11,544 | 3,418 | 258 |
| 72.Metal, machinery & related trades workers | 14,696 | 669 | 1,788 | 4,146 | 3,454 | 3,337 | 1,216 | 86 |
| 73.Handicraft & printing workers | 3,588 | 103 | 359 | 1,069 | 928 | 774 | 307 | 48 |
| 74.Electrical & electronic trades workers . | 6,290 | 249 | 899 | 1,953 | 1,284 | 1,351 | 527 | 27 |
| 75.Food processing,wood working,garment & other related trades workers. | 10,907 | 285 | 883 | 2,728 | 2,848 | 2,884 | 1,098 | 181 |
| Major group 8 - Plant & machine operators & assemblers | 42,946 | 387 | 2,954 | 12,570 | 11,552 | 10,680 | 4,298 | 505 |
| 81.Stationary plant & machine operators. . . | 13,080 | 213 | 1,811 | 5,752 | 2,982 | 1,816 | 482 | 24 |
| 82.Assemblers. | 296 | 55 | 63 | 93 | 46 | 27 | 8 | 4 |
| 83.Drivers & mobile plant operators. | 29,570 | 119 | 1,080 | 6,725 | 8,524 | 8,837 | 3,808 | 477 |
| Major group 9 - Elementary occupations . . . | 43,921 | 1,159 | 3,303 | 8,329 | 10,699 | 13,413 | 6,484 | 534 |
| 91.Cleaners & helpers. | 7,655 | 335 | 846 | 1,744 | 1,708 | 1,866 | 1,078 | 78 |
| 92.Agricultural,forestry & fishery labourers | 11,587 | 92 | 287 | 1,198 | 2,854 | 4,636 | 2,225 | 295 |
| 93.Labourers in mining,construction, manufacturing & transport | 9,025 | 431 | 1,170 | 2,440 | 2,189 | 1,954 | 799 | 42 |
| 94.Food preparation assistants | 999 | 72 | 143 | 239 | 233 | 217 | 80 | 15 |
| 95.Street & related sales & service workers | 1,819 | 32 | 99 | 345 | 513 | 597 | 200 | 33 |
| 96.Refuse workers & other elementary workers | 12,836 | 197 | 758 | 2,363 | 3,202 | 4,143 | 2,102 | 71 |
| Not stated | 913 | 16 | 184 | 435 | 171 | 75 | 25 | 7 |

Table CA6 - Currently employed population 16 years of age and over by occupation, age and sex

| Country, Island, Occupation (major & sub-major group) and Sex | Total | Age group (in years) | | | | | | |
|--|---------|----------------------|---------|---------|---------|---------|---------|-----------|
| | | 16 - 19 | 20 - 24 | 25 - 34 | 35 - 44 | 45 - 54 | 55 - 64 | 65 & over |
| REPUBLIC OF MAURITIUS | | | | | | | | |
| Female. | 185,128 | 3,487 | 19,985 | 55,634 | 47,047 | 40,391 | 16,462 | 2,122 |
| Major group 1 - Managers | 8,336 | 22 | 436 | 2,395 | 2,409 | 2,069 | 844 | 161 |
| 11.Chief executives, senior officials & legislators | 595 | - | 37 | 141 | 156 | 161 | 92 | 8 |
| 12.Administrative & commercial managers. | 2,887 | 5 | 199 | 1,041 | 833 | 581 | 188 | 40 |
| 13.Production & specialised services managers. | 1,786 | 2 | 67 | 440 | 480 | 490 | 265 | 42 |
| 14.Hospitality , retail & other services managers. | 3,068 | 15 | 133 | 773 | 940 | 837 | 299 | 71 |
| Major group 2 - Professionals. | 22,685 | 161 | 2,693 | 9,602 | 4,661 | 3,632 | 1,839 | 97 |
| 21.Science & engineering professionals | 1,007 | 9 | 178 | 514 | 187 | 97 | 20 | 2 |
| 22.Health professionals. | 1,039 | 2 | 70 | 519 | 188 | 171 | 81 | 8 |
| 23.Teaching professionals. | 14,134 | 68 | 1,146 | 5,474 | 3,111 | 2,749 | 1,529 | 57 |
| 24.Business & administration professionals | 4,250 | 41 | 913 | 1,923 | 838 | 406 | 122 | 7 |
| 25.Information & communication technology professionals | 861 | 7 | 171 | 562 | 80 | 36 | 5 | - |
| 26.Legal, social & cultural professionals. | 1,394 | 34 | 215 | 610 | 257 | 173 | 82 | 23 |
| Major group 3 - Technicians & associate professionals. | 18,374 | 201 | 2,100 | 5,918 | 4,705 | 3,904 | 1,476 | 70 |
| 31.Science & engineering associate professionals | 2,786 | 34 | 214 | 725 | 762 | 844 | 195 | 12 |
| 32.Health associate professionals. | 4,030 | 34 | 433 | 1,491 | 875 | 743 | 429 | 25 |
| 33.Business & administration associate professionals | 9,625 | 113 | 1,196 | 3,080 | 2,598 | 1,914 | 708 | 16 |
| 34.Legal, social & religious associate professionals | 1,476 | 10 | 143 | 410 | 383 | 372 | 141 | 17 |
| 35.Information & communication technician | 457 | 10 | 114 | 212 | 87 | 31 | 3 | - |
| Major group 4 - Clerical support workers | 26,491 | 717 | 5,657 | 10,062 | 5,590 | 3,515 | 922 | 28 |
| 41.General & keyboard clerks | 12,044 | 226 | 1,848 | 4,392 | 2,962 | 2,027 | 574 | 15 |
| 42.Customer services clerks. | 6,603 | 320 | 2,078 | 2,609 | 946 | 528 | 118 | 4 |
| 43.Numerical & material recording clerks | 6,351 | 158 | 1,514 | 2,452 | 1,301 | 739 | 181 | 6 |
| 44.Other clerical support workers. | 1,493 | 13 | 217 | 609 | 381 | 221 | 49 | 3 |
| Major group 5 - Service sales workers. | 37,647 | 1,553 | 5,075 | 11,033 | 9,537 | 7,321 | 2,611 | 517 |
| 51.Personal service workers. | 10,400 | 473 | 1,401 | 3,369 | 2,817 | 1,801 | 508 | 31 |
| 52.Sales workers | 21,671 | 997 | 3,192 | 6,132 | 5,085 | 4,220 | 1,631 | 414 |
| 53.Personal care workers | 3,937 | 39 | 253 | 1,027 | 1,117 | 1,023 | 406 | 72 |
| 54.Protective services workers | 1,639 | 44 | 229 | 505 | 518 | 277 | 66 | - |
| Major group 6 - Skilled agricultural, forestry & fishery workers. | 4,228 | 38 | 140 | 697 | 981 | 1,189 | 865 | 318 |
| 61.Market oriented skilled agricultural workers | 4,041 | 38 | 136 | 667 | 911 | 1,136 | 840 | 313 |
| 62.Market oriented skilled forestry, fishery & hunting workers | 187 | - | 4 | 30 | 70 | 53 | 25 | 5 |
| 63.Subsistence farmers, fishers, hunters & gatherers | - | - | - | - | - | - | - | - |

Table CA6 - Currently employed population 16 years of age and over by occupation, age and sex

| Country, Island, Occupation (major & sub-major group) and Sex | Total | Age group (in years) | | | | | | |
|--|--------|----------------------|---------|---------|---------|---------|---------|-----------|
| | | 16 - 19 | 20 - 24 | 25 - 34 | 35 - 44 | 45 - 54 | 55 - 64 | 65 & over |
| REPUBLIC OF MAURITIUS | | | | | | | | |
| Major group 7 - Craft & related trades workers | 8,921 | 260 | 751 | 2,262 | 2,668 | 2,234 | 668 | 78 |
| 71.Building & related trades workers, excluding electricians. | 609 | 36 | 63 | 164 | 186 | 124 | 32 | 4 |
| 72.Metal, machinery & related trades workers | 194 | 9 | 35 | 58 | 49 | 34 | 7 | 2 |
| 73.Handicraft & printing workers | 2,193 | 84 | 238 | 670 | 683 | 411 | 99 | 8 |
| 74.Electrical & electronic trades workers . | 86 | 4 | 29 | 18 | 21 | 10 | 4 | - |
| 75.Food processing,wood working,garment & other related trades workers. | 5,839 | 127 | 386 | 1,352 | 1,729 | 1,655 | 526 | 64 |
| Major group 8 - Plant & machine operators & assemblers | 18,417 | 184 | 1,660 | 6,370 | 5,400 | 3,817 | 963 | 23 |
| 81.Stationary plant & machine operators. . . | 18,077 | 182 | 1,630 | 6,272 | 5,272 | 3,753 | 948 | 20 |
| 82.Assemblers. | 174 | 1 | 20 | 55 | 63 | 29 | 5 | 1 |
| 83.Drivers & mobile plant operators. | 166 | 1 | 10 | 43 | 65 | 35 | 10 | 2 |
| Major group 9 - Elementary occupations . . . | 39,678 | 348 | 1,427 | 7,125 | 11,011 | 12,677 | 6,264 | 826 |
| 91.Cleaners & helpers. | 25,591 | 185 | 775 | 4,263 | 7,623 | 8,652 | 3,655 | 438 |
| 92.Agricultural,forestry & fishery labourers | 5,394 | 13 | 63 | 362 | 952 | 1,808 | 1,856 | 340 |
| 93.Labourers in mining,construction, manufacturing & transport | 5,350 | 110 | 422 | 1,823 | 1,331 | 1,237 | 406 | 21 |
| 94.Food preparation assistants | 1,109 | 20 | 76 | 215 | 373 | 322 | 95 | 8 |
| 95.Street & related sales & service workers | 548 | 8 | 17 | 94 | 164 | 180 | 75 | 10 |
| 96.Refuse workers & other elementary workers | 1,686 | 12 | 74 | 368 | 568 | 478 | 177 | 9 |
| Not stated | 351 | 3 | 46 | 170 | 85 | 33 | 10 | 4 |

Table CA6 - Currently employed population 16 years of age and over by occupation, age and sex

| Country, Island, Occupation (major & sub-major group) and Sex | Total | Age group (in years) | | | | | | |
|---|---------|----------------------|---------|---------|---------|---------|---------|-----------|
| | | 16 - 19 | 20 - 24 | 25 - 34 | 35 - 44 | 45 - 54 | 55 - 64 | 65 & over |
| ISLAND OF MAURITIUS | | | | | | | | |
| Both sexes | 506,783 | 10,231 | 48,566 | 139,440 | 126,454 | 121,136 | 53,962 | 6,994 |
| Major group 1 - Managers | 28,854 | 65 | 964 | 6,712 | 8,015 | 8,095 | 4,070 | 933 |
| 11.Chief executives, senior officials & legislators | 2,189 | - | 61 | 331 | 486 | 635 | 538 | 138 |
| 12.Administrative & commercial managers . . | 8,423 | 14 | 376 | 2,396 | 2,427 | 2,111 | 888 | 211 |
| 13.Production & specialised services managers | 7,909 | 10 | 183 | 1,668 | 2,202 | 2,332 | 1,322 | 192 |
| 14.Hospitality , retail & other services managers | 10,333 | 41 | 344 | 2,317 | 2,900 | 3,017 | 1,322 | 392 |
| Major group 2 - Professionals | 44,022 | 269 | 4,517 | 17,467 | 8,964 | 7,291 | 4,975 | 539 |
| 21.Science & engineering professionals . . | 4,812 | 36 | 615 | 2,129 | 1,046 | 590 | 353 | 43 |
| 22.Health professionals | 2,795 | 4 | 107 | 1,115 | 402 | 575 | 470 | 122 |
| 23.Teaching professionals | 20,648 | 73 | 1,400 | 7,179 | 4,536 | 4,091 | 3,214 | 155 |
| 24.Business & administration professionals | 8,542 | 79 | 1,492 | 3,644 | 1,724 | 1,093 | 461 | 49 |
| 25.Information & communication technology professionals | 3,069 | 15 | 481 | 2,044 | 361 | 137 | 29 | 2 |
| 26.Legal, social & cultural professionals. | 4,156 | 62 | 422 | 1,356 | 895 | 805 | 448 | 168 |
| Major group 3 - Technicians & associate professionals | 47,216 | 509 | 4,695 | 14,072 | 11,605 | 11,041 | 5,007 | 287 |
| 31.Science & engineering associate professionals | 13,617 | 192 | 1,158 | 3,739 | 3,524 | 3,451 | 1,474 | 79 |
| 32.Health associate professionals | 6,856 | 39 | 635 | 2,504 | 1,507 | 1,312 | 792 | 67 |
| 33.Business & administration associate professionals | 19,709 | 179 | 1,988 | 5,543 | 4,827 | 4,841 | 2,236 | 95 |
| 34.Legal, social & religious associate professionals | 3,709 | 51 | 342 | 984 | 975 | 925 | 390 | 42 |
| 35.Information & communication technician | 3,325 | 48 | 572 | 1,302 | 772 | 512 | 115 | 4 |
| Major group 4 - Clerical support workers . . | 43,210 | 1,102 | 8,534 | 14,898 | 8,714 | 7,121 | 2,714 | 127 |
| 41.General & keyboard clerks | 16,083 | 298 | 2,413 | 5,400 | 3,635 | 3,030 | 1,255 | 52 |
| 42.Customer services clerks | 10,076 | 469 | 3,034 | 3,727 | 1,474 | 1,046 | 312 | 14 |
| 43.Numerical & material recording clerks . | 13,606 | 311 | 2,718 | 4,688 | 2,814 | 2,243 | 787 | 45 |
| 44.Other clerical support workers | 3,445 | 24 | 369 | 1,083 | 791 | 802 | 360 | 16 |
| Major group 5 - Service sales workers | 94,112 | 3,087 | 11,045 | 25,344 | 22,942 | 20,691 | 9,121 | 1,882 |
| 51.Personal service workers | 26,251 | 1,173 | 3,875 | 8,301 | 6,360 | 4,714 | 1,711 | 117 |
| 52.Sales workers | 41,474 | 1,538 | 5,024 | 10,456 | 9,546 | 9,483 | 4,091 | 1,336 |
| 53.Personal care workers | 4,252 | 38 | 277 | 1,148 | 1,207 | 1,078 | 436 | 68 |
| 54.Protective services workers | 22,135 | 338 | 1,869 | 5,439 | 5,829 | 5,416 | 2,883 | 361 |
| Major group 6 - Skilled agricultural, forestry & fishery workers | 16,630 | 219 | 592 | 2,464 | 4,116 | 5,252 | 3,276 | 711 |
| 61.Market oriented skilled agricultural workers | 13,189 | 158 | 454 | 1,900 | 3,228 | 4,198 | 2,649 | 602 |
| 62.Market oriented skilled forestry, fishery & hunting workers | 3,441 | 61 | 138 | 564 | 888 | 1,054 | 627 | 109 |
| 63.Subsistence farmers, fishers, hunters & gatherers | - | - | - | - | - | - | - | - |

Table CA6 - Currently employed population 16 years of age and over by occupation, age and sex

| Country, Island, Occupation (major & sub-major group) and Sex | Total | Age group (in years) | | | | | | |
|--|--------|----------------------|---------|---------|---------|---------|---------|-----------|
| | | 16 - 19 | 20 - 24 | 25 - 34 | 35 - 44 | 45 - 54 | 55 - 64 | 65 & over |
| ISLAND OF MAURITIUS | | | | | | | | |
| Major group 7 - Craft & related trades workers | 89,501 | 2,937 | 8,854 | 24,326 | 23,986 | 21,656 | 7,087 | 655 |
| 71.Building & related trades workers, excluding electricians. | 46,773 | 1,436 | 4,325 | 12,641 | 13,267 | 11,449 | 3,397 | 258 |
| 72.Metal, machinery & related trades workers | 14,639 | 668 | 1,787 | 4,137 | 3,445 | 3,310 | 1,205 | 87 |
| 73.Handicraft & printing workers | 5,573 | 180 | 587 | 1,670 | 1,558 | 1,131 | 396 | 51 |
| 74.Electrical & electronic trades workers . | 6,248 | 253 | 917 | 1,926 | 1,271 | 1,336 | 518 | 27 |
| 75.Food processing,wood working,garment & other related trades workers. | 16,268 | 400 | 1,238 | 3,952 | 4,445 | 4,430 | 1,571 | 232 |
| Major group 8 - Plant & machine operators & assemblers | 60,728 | 566 | 4,585 | 18,764 | 16,771 | 14,326 | 5,194 | 522 |
| 81.Stationary plant & machine operators. . . | 31,062 | 393 | 3,435 | 12,004 | 8,220 | 5,547 | 1,420 | 43 |
| 82.Assemblers. | 468 | 56 | 83 | 147 | 108 | 56 | 13 | 5 |
| 83.Drivers & mobile plant operators. | 29,198 | 117 | 1,067 | 6,613 | 8,443 | 8,723 | 3,761 | 474 |
| Major group 9 - Elementary occupations . . . | 81,266 | 1,459 | 4,552 | 14,795 | 21,088 | 25,560 | 12,483 | 1,329 |
| 91.Cleaners & helpers. | 32,302 | 498 | 1,555 | 5,719 | 9,053 | 10,320 | 4,649 | 508 |
| 92.Agricultural,forestry & fishery labourers | 16,669 | 104 | 332 | 1,497 | 3,730 | 6,369 | 4,020 | 617 |
| 93.Labourers in mining,construction, manufacturing & transport | 13,940 | 522 | 1,539 | 4,158 | 3,434 | 3,060 | 1,165 | 62 |
| 94.Food preparation assistants | 2,055 | 90 | 209 | 437 | 589 | 534 | 173 | 23 |
| 95.Street & related sales & service workers | 2,306 | 39 | 110 | 426 | 667 | 766 | 256 | 42 |
| 96.Refuse workers & other elementary workers | 13,994 | 206 | 807 | 2,558 | 3,615 | 4,511 | 2,220 | 77 |
| Not stated | 1,244 | 18 | 228 | 598 | 253 | 103 | 35 | 9 |

Table CA6 - Currently employed population 16 years of age and over by occupation, age and sex

| Country, Island, Occupation (major & sub-major group) and Sex | Total | Age group (in years) | | | | | | |
|--|---------|----------------------|---------|---------|---------|---------|---------|-----------|
| | | 16 - 19 | 20 - 24 | 25 - 34 | 35 - 44 | 45 - 54 | 55 - 64 | 65 & over |
| ISLAND OF MAURITIUS | | | | | | | | |
| Male. | 327,546 | 6,857 | 29,112 | 85,584 | 80,939 | 81,911 | 38,017 | 5,126 |
| Major group 1 - Managers | 20,684 | 43 | 541 | 4,361 | 5,643 | 6,077 | 3,241 | 778 |
| 11.Chief executives, senior officials & legislators. | 1,604 | - | 24 | 190 | 334 | 476 | 450 | 130 |
| 12.Administrative & commercial managers. | 5,559 | 9 | 178 | 1,359 | 1,601 | 1,538 | 702 | 172 |
| 13.Production & specialised services managers. | 6,141 | 8 | 116 | 1,233 | 1,725 | 1,851 | 1,057 | 151 |
| 14.Hospitality , retail & other services managers. | 7,380 | 26 | 223 | 1,579 | 1,983 | 2,212 | 1,032 | 325 |
| Major group 2 - Professionals. | 21,841 | 113 | 1,892 | 8,077 | 4,411 | 3,739 | 3,165 | 444 |
| 21.Science & engineering professionals | 3,811 | 27 | 438 | 1,617 | 860 | 494 | 334 | 41 |
| 22.Health professionals. | 1,763 | 2 | 38 | 602 | 214 | 404 | 389 | 114 |
| 23.Teaching professionals. | 6,942 | 9 | 310 | 1,878 | 1,519 | 1,417 | 1,711 | 98 |
| 24.Business & administration professionals | 4,317 | 38 | 585 | 1,732 | 892 | 688 | 340 | 42 |
| 25.Information & communication technology professionals | 2,208 | 8 | 310 | 1,482 | 281 | 101 | 24 | 2 |
| 26.Legal, social & cultural professionals. | 2,800 | 29 | 211 | 766 | 645 | 635 | 367 | 147 |
| Major group 3 - Technicians & associate professionals. | 29,193 | 311 | 2,635 | 8,267 | 7,024 | 7,195 | 3,542 | 219 |
| 31.Science & engineering associate professionals | 10,850 | 158 | 946 | 3,022 | 2,768 | 2,609 | 1,280 | 67 |
| 32.Health associate professionals. | 2,954 | 6 | 211 | 1,054 | 678 | 594 | 368 | 43 |
| 33.Business & administration associate professionals | 10,236 | 68 | 815 | 2,505 | 2,289 | 2,949 | 1,530 | 80 |
| 34.Legal, social & religious associate professionals | 2,280 | 41 | 204 | 592 | 604 | 562 | 252 | 25 |
| 35.Information & communication technician | 2,873 | 38 | 459 | 1,094 | 685 | 481 | 112 | 4 |
| Major group 4 - Clerical support workers | 17,098 | 391 | 2,953 | 5,026 | 3,203 | 3,629 | 1,797 | 99 |
| 41.General & keyboard clerks | 4,268 | 72 | 601 | 1,128 | 725 | 1,021 | 684 | 37 |
| 42.Customer services clerks. | 3,549 | 154 | 979 | 1,158 | 536 | 518 | 194 | 10 |
| 43.Numerical & material recording clerks | 7,299 | 154 | 1,213 | 2,249 | 1,528 | 1,508 | 608 | 39 |
| 44.Other clerical support workers. | 1,982 | 11 | 160 | 491 | 414 | 582 | 311 | 13 |
| Major group 5 - Service sales workers. | 57,655 | 1,585 | 6,133 | 14,720 | 13,686 | 13,549 | 6,579 | 1,403 |
| 51.Personal service workers. | 16,154 | 717 | 2,513 | 5,062 | 3,624 | 2,940 | 1,210 | 88 |
| 52.Sales workers | 20,445 | 571 | 1,914 | 4,517 | 4,607 | 5,374 | 2,510 | 952 |
| 53.Personal care workers | 494 | 3 | 45 | 174 | 136 | 92 | 42 | 2 |
| 54.Protective services workers | 20,562 | 294 | 1,661 | 4,967 | 5,319 | 5,143 | 2,817 | 361 |
| Major group 6 - Skilled agricultural, forestry & fishery workers. | 14,306 | 202 | 537 | 2,171 | 3,584 | 4,542 | 2,689 | 581 |
| 61.Market oriented skilled agricultural workers | 10,936 | 141 | 401 | 1,622 | 2,715 | 3,504 | 2,080 | 473 |
| 62.Market oriented skilled forestry, fishery & hunting workers | 3,370 | 61 | 136 | 549 | 869 | 1,038 | 609 | 108 |
| 63.Subsistence farmers, fishers, hunters & gatherers | - | - | - | - | - | - | - | - |

Table CA6 - Currently employed population 16 years of age and over by occupation, age and sex

| Country, Island, Occupation (major & sub-major group) and Sex | Total | Age group (in years) | | | | | | |
|--|--------|----------------------|---------|---------|---------|---------|---------|-----------|
| | | 16 - 19 | 20 - 24 | 25 - 34 | 35 - 44 | 45 - 54 | 55 - 64 | 65 & over |
| ISLAND OF MAURITIUS | | | | | | | | |
| Major group 7 - Craft & related trades workers | 81,002 | 2,688 | 8,130 | 22,173 | 21,449 | 19,523 | 6,454 | 585 |
| 71.Building & related trades workers, excluding electricians. | 46,176 | 1,400 | 4,264 | 12,480 | 13,087 | 11,326 | 3,365 | 254 |
| 72.Metal, machinery & related trades workers | 14,446 | 659 | 1,753 | 4,079 | 3,396 | 3,276 | 1,198 | 85 |
| 73.Handicraft & printing workers | 3,542 | 101 | 358 | 1,053 | 922 | 758 | 304 | 46 |
| 74.Electrical & electronic trades workers . | 6,162 | 249 | 888 | 1,908 | 1,250 | 1,326 | 514 | 27 |
| 75.Food processing,wood working,garment & other related trades workers. | 10,676 | 279 | 867 | 2,653 | 2,794 | 2,837 | 1,073 | 173 |
| Major group 8 - Plant & machine operators & assemblers | 42,360 | 384 | 2,927 | 12,403 | 11,391 | 10,517 | 4,238 | 500 |
| 81.Stationary plant & machine operators. . . | 13,033 | 213 | 1,807 | 5,741 | 2,967 | 1,802 | 479 | 24 |
| 82.Assemblers. | 294 | 55 | 63 | 92 | 45 | 27 | 8 | 4 |
| 83.Drivers & mobile plant operators. | 29,033 | 116 | 1,057 | 6,570 | 8,379 | 8,688 | 3,751 | 472 |
| Major group 9 - Elementary occupations . . . | 42,506 | 1,125 | 3,182 | 7,954 | 10,378 | 13,068 | 6,287 | 512 |
| 91.Cleaners & helpers. | 7,378 | 324 | 814 | 1,657 | 1,650 | 1,815 | 1,043 | 75 |
| 92.Agricultural,forestry & fishery labourers | 11,341 | 91 | 274 | 1,150 | 2,794 | 4,577 | 2,174 | 281 |
| 93.Labourers in mining,construction, manufacturing & transport | 8,607 | 412 | 1,120 | 2,340 | 2,110 | 1,825 | 759 | 41 |
| 94.Food preparation assistants | 977 | 72 | 137 | 231 | 227 | 215 | 80 | 15 |
| 95.Street & related sales & service workers | 1,787 | 32 | 98 | 337 | 509 | 593 | 186 | 32 |
| 96.Refuse workers & other elementary workers | 12,416 | 194 | 739 | 2,239 | 3,088 | 4,043 | 2,045 | 68 |
| Not stated | 901 | 15 | 182 | 432 | 170 | 72 | 25 | 5 |

Table CA6 - Currently employed population 16 years of age and over by occupation, age and sex

| Country, Island, Occupation (major & sub-major group) and Sex | Total | Age group (in years) | | | | | | |
|--|---------|----------------------|---------|---------|---------|---------|---------|-----------|
| | | 16 - 19 | 20 - 24 | 25 - 34 | 35 - 44 | 45 - 54 | 55 - 64 | 65 & over |
| ISLAND OF MAURITIUS | | | | | | | | |
| Female. | 179,237 | 3,374 | 19,454 | 53,856 | 45,515 | 39,225 | 15,945 | 1,868 |
| Major group 1 - Managers | 8,170 | 22 | 423 | 2,351 | 2,372 | 2,018 | 829 | 155 |
| 11.Chief executives, senior officials & legislators | 585 | - | 37 | 141 | 152 | 159 | 88 | 8 |
| 12.Administrative & commercial managers. . . | 2,864 | 5 | 198 | 1,037 | 826 | 573 | 186 | 39 |
| 13.Production & specialised services managers. | 1,768 | 2 | 67 | 435 | 477 | 481 | 265 | 41 |
| 14.Hospitality , retail & other services managers. | 2,953 | 15 | 121 | 738 | 917 | 805 | 290 | 67 |
| Major group 2 - Professionals. | 22,181 | 156 | 2,625 | 9,390 | 4,553 | 3,552 | 1,810 | 95 |
| 21.Science & engineering professionals . . . | 1,001 | 9 | 177 | 512 | 186 | 96 | 19 | 2 |
| 22.Health professionals. | 1,032 | 2 | 69 | 513 | 188 | 171 | 81 | 8 |
| 23.Teaching professionals. | 13,706 | 64 | 1,090 | 5,301 | 3,017 | 2,674 | 1,503 | 57 |
| 24.Business & administration professionals | 4,225 | 41 | 907 | 1,912 | 832 | 405 | 121 | 7 |
| 25.Information & communication technology professionals | 861 | 7 | 171 | 562 | 80 | 36 | 5 | - |
| 26.Legal, social & cultural professionals. | 1,356 | 33 | 211 | 590 | 250 | 170 | 81 | 21 |
| Major group 3 - Technicians & associate professionals. | 18,023 | 198 | 2,060 | 5,805 | 4,581 | 3,846 | 1,465 | 68 |
| 31.Science & engineering associate professionals | 2,767 | 34 | 212 | 717 | 756 | 842 | 194 | 12 |
| 32.Health associate professionals. | 3,902 | 33 | 424 | 1,450 | 829 | 718 | 424 | 24 |
| 33.Business & administration associate professionals | 9,473 | 111 | 1,173 | 3,038 | 2,538 | 1,892 | 706 | 15 |
| 34.Legal, social & religious associate professionals | 1,429 | 10 | 138 | 392 | 371 | 363 | 138 | 17 |
| 35.Information & communication technician | 452 | 10 | 113 | 208 | 87 | 31 | 3 | - |
| Major group 4 - Clerical support workers . . | 26,112 | 711 | 5,581 | 9,872 | 5,511 | 3,492 | 917 | 28 |
| 41.General & keyboard clerks | 11,815 | 226 | 1,812 | 4,272 | 2,910 | 2,009 | 571 | 15 |
| 42.Customer services clerks. | 6,527 | 315 | 2,055 | 2,569 | 938 | 528 | 118 | 4 |
| 43.Numerical & material recording clerks . | 6,307 | 157 | 1,505 | 2,439 | 1,286 | 735 | 179 | 6 |
| 44.Other clerical support workers. | 1,463 | 13 | 209 | 592 | 377 | 220 | 49 | 3 |
| Major group 5 - Service sales workers. . . . | 36,457 | 1,502 | 4,912 | 10,624 | 9,256 | 7,142 | 2,542 | 479 |
| 51.Personal service workers. | 10,097 | 456 | 1,362 | 3,239 | 2,736 | 1,774 | 501 | 29 |
| 52.Sales workers | 21,029 | 967 | 3,110 | 5,939 | 4,939 | 4,109 | 1,581 | 384 |
| 53.Personal care workers | 3,758 | 35 | 232 | 974 | 1,071 | 986 | 394 | 66 |
| 54.Protective services workers | 1,573 | 44 | 208 | 472 | 510 | 273 | 66 | - |
| Major group 6 - Skilled agricultural, forestry & fishery workers. | 2,324 | 17 | 55 | 293 | 532 | 710 | 587 | 130 |
| 61.Market oriented skilled agricultural workers | 2,253 | 17 | 53 | 278 | 513 | 694 | 569 | 129 |
| 62.Market oriented skilled forestry, fishery & hunting workers | 71 | - | 2 | 15 | 19 | 16 | 18 | 1 |
| 63.Subsistence farmers, fishers, hunters & gatherers | - | - | - | - | - | - | - | - |

Table CA6 - Currently employed population 16 years of age and over by occupation, age and sex

| Country, Island, Occupation (major & sub-major group) and Sex | Total | Age group (in years) | | | | | | |
|--|--------|----------------------|---------|---------|---------|---------|---------|-----------|
| | | 16 - 19 | 20 - 24 | 25 - 34 | 35 - 44 | 45 - 54 | 55 - 64 | 65 & over |
| ISLAND OF MAURITIUS | | | | | | | | |
| Major group 7 - Craft & related trades workers | 8,499 | 249 | 724 | 2,153 | 2,537 | 2,133 | 633 | 70 |
| 71.Building & related trades workers, excluding electricians. | 597 | 36 | 61 | 161 | 180 | 123 | 32 | 4 |
| 72.Metal, machinery & related trades workers | 193 | 9 | 34 | 58 | 49 | 34 | 7 | 2 |
| 73.Handicraft & printing workers | 2,031 | 79 | 229 | 617 | 636 | 373 | 92 | 5 |
| 74.Electrical & electronic trades workers . | 86 | 4 | 29 | 18 | 21 | 10 | 4 | - |
| 75.Food processing,wood working,garment & other related trades workers. | 5,592 | 121 | 371 | 1,299 | 1,651 | 1,593 | 498 | 59 |
| Major group 8 - Plant & machine operators & assemblers | 18,368 | 182 | 1,658 | 6,361 | 5,380 | 3,809 | 956 | 22 |
| 81.Stationary plant & machine operators. . . | 18,029 | 180 | 1,628 | 6,263 | 5,253 | 3,745 | 941 | 19 |
| 82.Assemblers. | 174 | 1 | 20 | 55 | 63 | 29 | 5 | 1 |
| 83.Drivers & mobile plant operators. | 165 | 1 | 10 | 43 | 64 | 35 | 10 | 2 |
| Major group 9 - Elementary occupations . . . | 38,760 | 334 | 1,370 | 6,841 | 10,710 | 12,492 | 6,196 | 817 |
| 91.Cleaners & helpers. | 24,924 | 174 | 741 | 4,062 | 7,403 | 8,505 | 3,606 | 433 |
| 92.Agricultural,forestry & fishery labourers | 5,328 | 13 | 58 | 347 | 936 | 1,792 | 1,846 | 336 |
| 93.Labourers in mining,construction, manufacturing & transport | 5,333 | 110 | 419 | 1,818 | 1,324 | 1,235 | 406 | 21 |
| 94.Food preparation assistants | 1,078 | 18 | 72 | 206 | 362 | 319 | 93 | 8 |
| 95.Street & related sales & service workers | 519 | 7 | 12 | 89 | 158 | 173 | 70 | 10 |
| 96.Refuse workers & other elementary workers | 1,578 | 12 | 68 | 319 | 527 | 468 | 175 | 9 |
| Not stated | 343 | 3 | 46 | 166 | 83 | 31 | 10 | 4 |

Table CA6 - Currently employed population 16 years of age and over by occupation, age and sex

| Country, Island, Occupation (major & sub-major group) and Sex | Total | Age group (in years) | | | | | | |
|---|--------|----------------------|---------|---------|---------|---------|---------|-----------|
| | | 16 - 19 | 20 - 24 | 25 - 34 | 35 - 44 | 45 - 54 | 55 - 64 | 65 & over |
| ISLAND OF RODRIGUES | | | | | | | | |
| Both sexes | 15,415 | 351 | 1,380 | 4,534 | 3,875 | 3,235 | 1,445 | 595 |
| Major group 1 - Managers | 430 | 1 | 20 | 99 | 113 | 128 | 49 | 20 |
| 11.Chief executives, senior officials & legislators | 37 | - | - | 3 | 14 | 10 | 10 | - |
| 12.Administrative & commercial managers . . | 53 | - | 1 | 10 | 18 | 15 | 8 | 1 |
| 13.Production & specialised services managers | 102 | - | - | 27 | 27 | 34 | 9 | 5 |
| 14.Hospitality , retail & other services managers | 238 | 1 | 19 | 59 | 54 | 69 | 22 | 14 |
| Major group 2 - Professionals | 908 | 8 | 103 | 372 | 231 | 126 | 61 | 7 |
| 21.Science & engineering professionals . . | 50 | 1 | 6 | 25 | 8 | 5 | 5 | - |
| 22.Health professionals | 31 | - | 2 | 13 | 4 | 7 | 4 | 1 |
| 23.Teaching professionals | 689 | 6 | 78 | 274 | 184 | 101 | 46 | - |
| 24.Business & administration professionals | 53 | - | 10 | 22 | 15 | 1 | 4 | 1 |
| 25.Information & communication technology professionals | 5 | - | - | 3 | 2 | - | - | - |
| 26.Legal, social & cultural professionals. | 80 | 1 | 7 | 35 | 18 | 12 | 2 | 5 |
| Major group 3 - Technicians & associate professionals | 997 | 4 | 96 | 319 | 270 | 219 | 85 | 4 |
| 31.Science & engineering associate professionals | 356 | - | 36 | 94 | 71 | 101 | 53 | 1 |
| 32.Health associate professionals | 226 | 1 | 13 | 91 | 72 | 38 | 10 | 1 |
| 33.Business & administration associate professionals | 283 | 2 | 34 | 83 | 92 | 54 | 16 | 2 |
| 34.Legal, social & religious associate professionals | 85 | 1 | 7 | 33 | 23 | 16 | 5 | - |
| 35.Information & communication technician | 47 | - | 6 | 18 | 12 | 10 | 1 | - |
| Major group 4 - Clerical support workers . . | 605 | 9 | 92 | 291 | 116 | 74 | 23 | - |
| 41.General & keyboard clerks | 289 | - | 38 | 153 | 61 | 25 | 12 | - |
| 42.Customer services clerks | 109 | 6 | 27 | 54 | 12 | 9 | 1 | - |
| 43.Numerical & material recording clerks . | 130 | 3 | 18 | 44 | 32 | 26 | 7 | - |
| 44.Other clerical support workers | 77 | - | 9 | 40 | 11 | 14 | 3 | - |
| Major group 5 - Service sales workers | 2,870 | 85 | 358 | 967 | 613 | 497 | 271 | 79 |
| 51.Personal service workers | 662 | 22 | 96 | 275 | 158 | 76 | 32 | 3 |
| 52.Sales workers | 1,100 | 55 | 155 | 319 | 235 | 187 | 84 | 65 |
| 53.Personal care workers | 195 | 4 | 21 | 53 | 50 | 43 | 18 | 6 |
| 54.Protective services workers | 913 | 4 | 86 | 320 | 170 | 191 | 137 | 5 |
| Major group 6 - Skilled agricultural, forestry & fishery workers | 4,408 | 123 | 284 | 963 | 1,121 | 1,017 | 477 | 423 |
| 61.Market oriented skilled agricultural workers | 2,940 | 87 | 196 | 618 | 578 | 648 | 425 | 388 |
| 62.Market oriented skilled forestry, fishery & hunting workers | 1,468 | 36 | 88 | 345 | 543 | 369 | 52 | 35 |
| 63.Subsistence farmers, fishers, hunters & gatherers | - | - | - | - | - | - | - | - |

Table CA6 - Currently employed population 16 years of age and over by occupation, age and sex

| Country, Island, Occupation (major & sub-major group) and Sex | Total | Age group (in years) | | | | | | |
|--|-------|----------------------|---------|---------|---------|---------|---------|-----------|
| | | 16 - 19 | 20 - 24 | 25 - 34 | 35 - 44 | 45 - 54 | 55 - 64 | 65 & over |
| ISLAND OF RODRIGUES | | | | | | | | |
| Major group 7 - Craft & related trades workers | 2,209 | 67 | 218 | 681 | 605 | 468 | 147 | 23 |
| 71.Building & related trades workers, excluding electricians. | 1,144 | 38 | 130 | 372 | 328 | 219 | 53 | 4 |
| 72.Metal, machinery & related trades workers | 251 | 10 | 36 | 67 | 58 | 61 | 18 | 1 |
| 73.Handicraft & printing workers | 208 | 7 | 10 | 69 | 53 | 54 | 10 | 5 |
| 74.Electrical & electronic trades workers . | 128 | - | 11 | 45 | 34 | 25 | 13 | - |
| 75.Food processing,wood working,garment & other related trades workers. | 478 | 12 | 31 | 128 | 132 | 109 | 53 | 13 |
| Major group 8 - Plant & machine operators & assemblers | 635 | 5 | 29 | 176 | 181 | 171 | 67 | 6 |
| 81.Stationary plant & machine operators. . . | 95 | 2 | 6 | 20 | 34 | 22 | 10 | 1 |
| 82.Assemblers. | 2 | - | - | 1 | 1 | - | - | - |
| 83.Drivers & mobile plant operators. | 538 | 3 | 23 | 155 | 146 | 149 | 57 | 5 |
| Major group 9 - Elementary occupations . . . | 2,333 | 48 | 178 | 659 | 622 | 530 | 265 | 31 |
| 91.Cleaners & helpers. | 944 | 22 | 66 | 288 | 278 | 198 | 84 | 8 |
| 92.Agricultural,forestry & fishery labourers | 312 | 1 | 18 | 63 | 76 | 75 | 61 | 18 |
| 93.Labourers in mining,construction, manufacturing & transport | 435 | 19 | 53 | 105 | 86 | 131 | 40 | 1 |
| 94.Food preparation assistants | 53 | 2 | 10 | 17 | 17 | 5 | 2 | - |
| 95.Street & related sales & service workers | 61 | 1 | 6 | 13 | 10 | 11 | 19 | 1 |
| 96.Refuse workers & other elementary workers | 528 | 3 | 25 | 173 | 155 | 110 | 59 | 3 |
| Not stated | 20 | 1 | 2 | 7 | 3 | 5 | - | 2 |

Table CA6 - Currently employed population 16 years of age and over by occupation, age and sex

| Country, Island, Occupation (major & sub-major group) and Sex | Total | Age group (in years) | | | | | | |
|--|-------|----------------------|---------|---------|---------|---------|---------|-----------|
| | | 16 - 19 | 20 - 24 | 25 - 34 | 35 - 44 | 45 - 54 | 55 - 64 | 65 & over |
| ISLAND OF RODRIGUES | | | | | | | | |
| Male. | 9,524 | 238 | 849 | 2,756 | 2,343 | 2,069 | 928 | 341 |
| Major group 1 - Managers | 264 | 1 | 7 | 55 | 76 | 77 | 34 | 14 |
| 11.Chief executives, senior officials & legislators. | 27 | - | - | 3 | 10 | 8 | 6 | - |
| 12.Administrative & commercial managers. . . | 30 | - | - | 6 | 11 | 7 | 6 | - |
| 13.Production & specialised services managers. | 84 | - | - | 22 | 24 | 25 | 9 | 4 |
| 14.Hospitality , retail & other services managers. | 123 | 1 | 7 | 24 | 31 | 37 | 13 | 10 |
| Major group 2 - Professionals. | 404 | 3 | 35 | 160 | 123 | 46 | 32 | 5 |
| 21.Science & engineering professionals . . . | 44 | 1 | 5 | 23 | 7 | 4 | 4 | - |
| 22.Health professionals. | 24 | - | 1 | 7 | 4 | 7 | 4 | 1 |
| 23.Teaching professionals. | 261 | 2 | 22 | 101 | 90 | 26 | 20 | - |
| 24.Business & administration professionals | 28 | - | 4 | 11 | 9 | - | 3 | 1 |
| 25.Information & communication technology professionals | 5 | - | - | 3 | 2 | - | - | - |
| 26.Legal, social & cultural professionals. | 42 | - | 3 | 15 | 11 | 9 | 1 | 3 |
| Major group 3 - Technicians & associate professionals. | 646 | 1 | 56 | 206 | 146 | 161 | 74 | 2 |
| 31.Science & engineering associate professionals | 337 | - | 34 | 86 | 65 | 99 | 52 | 1 |
| 32.Health associate professionals. | 98 | - | 4 | 50 | 26 | 13 | 5 | - |
| 33.Business & administration associate professionals | 131 | - | 11 | 41 | 32 | 32 | 14 | 1 |
| 34.Legal, social & religious associate professionals | 38 | 1 | 2 | 15 | 11 | 7 | 2 | - |
| 35.Information & communication technician | 42 | - | 5 | 14 | 12 | 10 | 1 | - |
| Major group 4 - Clerical support workers . . | 226 | 3 | 16 | 101 | 37 | 51 | 18 | - |
| 41.General & keyboard clerks | 60 | - | 2 | 33 | 9 | 7 | 9 | - |
| 42.Customer services clerks. | 33 | 1 | 4 | 14 | 4 | 9 | 1 | - |
| 43.Numerical & material recording clerks . | 86 | 2 | 9 | 31 | 17 | 22 | 5 | - |
| 44.Other clerical support workers. | 47 | - | 1 | 23 | 7 | 13 | 3 | - |
| Major group 5 - Service sales workers. . . . | 1,680 | 34 | 195 | 558 | 332 | 318 | 202 | 41 |
| 51.Personal service workers. | 359 | 5 | 57 | 145 | 77 | 49 | 25 | 1 |
| 52.Sales workers | 458 | 25 | 73 | 126 | 89 | 76 | 34 | 35 |
| 53.Personal care workers | 16 | - | - | - | 4 | 6 | 6 | - |
| 54.Protective services workers | 847 | 4 | 65 | 287 | 162 | 187 | 137 | 5 |
| Major group 6 - Skilled agricultural, forestry & fishery workers. | 2,504 | 102 | 199 | 559 | 672 | 538 | 199 | 235 |
| 61.Market oriented skilled agricultural workers | 1,152 | 66 | 113 | 229 | 180 | 206 | 154 | 204 |
| 62.Market oriented skilled forestry, fishery & hunting workers | 1,352 | 36 | 86 | 330 | 492 | 332 | 45 | 31 |
| 63.Subsistence farmers, fishers, hunters & gatherers | - | - | - | - | - | - | - | - |

Table CA6 - Currently employed population 16 years of age and over by occupation, age and sex

| Country, Island, Occupation (major & sub-major group) and Sex | Total | Age group (in years) | | | | | | |
|--|-------|----------------------|---------|---------|---------|---------|---------|-----------|
| | | 16 - 19 | 20 - 24 | 25 - 34 | 35 - 44 | 45 - 54 | 55 - 64 | 65 & over |
| ISLAND OF RODRIGUES | | | | | | | | |
| Major group 7 - Craft & related trades workers | 1,787 | 56 | 191 | 572 | 474 | 367 | 112 | 15 |
| 71.Building & related trades workers, excluding electricians. | 1,132 | 38 | 128 | 369 | 322 | 218 | 53 | 4 |
| 72.Metal, machinery & related trades workers | 250 | 10 | 35 | 67 | 58 | 61 | 18 | 1 |
| 73.Handicraft & printing workers | 46 | 2 | 1 | 16 | 6 | 16 | 3 | 2 |
| 74.Electrical & electronic trades workers . | 128 | - | 11 | 45 | 34 | 25 | 13 | - |
| 75.Food processing,wood working,garment & other related trades workers. | 231 | 6 | 16 | 75 | 54 | 47 | 25 | 8 |
| Major group 8 - Plant & machine operators & assemblers | 586 | 3 | 27 | 167 | 161 | 163 | 60 | 5 |
| 81.Stationary plant & machine operators. . . | 47 | - | 4 | 11 | 15 | 14 | 3 | - |
| 82.Assemblers. | 2 | - | - | 1 | 1 | - | - | - |
| 83.Drivers & mobile plant operators. | 537 | 3 | 23 | 155 | 145 | 149 | 57 | 5 |
| Major group 9 - Elementary occupations . . . | 1,415 | 34 | 121 | 375 | 321 | 345 | 197 | 22 |
| 91.Cleaners & helpers. | 277 | 11 | 32 | 87 | 58 | 51 | 35 | 3 |
| 92.Agricultural,forestry & fishery labourers | 246 | 1 | 13 | 48 | 60 | 59 | 51 | 14 |
| 93.Labourers in mining,construction, manufacturing & transport | 418 | 19 | 50 | 100 | 79 | 129 | 40 | 1 |
| 94.Food preparation assistants | 22 | - | 6 | 8 | 6 | 2 | - | - |
| 95.Street & related sales & service workers | 32 | - | 1 | 8 | 4 | 4 | 14 | 1 |
| 96.Refuse workers & other elementary workers | 420 | 3 | 19 | 124 | 114 | 100 | 57 | 3 |
| Not stated | 12 | 1 | 2 | 3 | 1 | 3 | - | 2 |

Table CA6 - Currently employed population 16 years of age and over by occupation, age and sex

| Country, Island, Occupation (major & sub-major group) and Sex | Total | Age group (in years) | | | | | | |
|--|-------|----------------------|---------|---------|---------|---------|---------|-----------|
| | | 16 - 19 | 20 - 24 | 25 - 34 | 35 - 44 | 45 - 54 | 55 - 64 | 65 & over |
| ISLAND OF RODRIGUES | | | | | | | | |
| Female. | 5,891 | 113 | 531 | 1,778 | 1,532 | 1,166 | 517 | 254 |
| Major group 1 - Managers | 166 | - | 13 | 44 | 37 | 51 | 15 | 6 |
| 11.Chief executives, senior officials & legislators | 10 | - | - | - | 4 | 2 | 4 | - |
| 12.Administrative & commercial managers. . . | 23 | - | 1 | 4 | 7 | 8 | 2 | 1 |
| 13.Production & specialised services managers. | 18 | - | - | 5 | 3 | 9 | - | 1 |
| 14.Hospitality , retail & other services managers. | 115 | - | 12 | 35 | 23 | 32 | 9 | 4 |
| Major group 2 - Professionals. | 504 | 5 | 68 | 212 | 108 | 80 | 29 | 2 |
| 21.Science & engineering professionals . . . | 6 | - | 1 | 2 | 1 | 1 | 1 | - |
| 22.Health professionals. | 7 | - | 1 | 6 | - | - | - | - |
| 23.Teaching professionals. | 428 | 4 | 56 | 173 | 94 | 75 | 26 | - |
| 24.Business & administration professionals | 25 | - | 6 | 11 | 6 | 1 | 1 | - |
| 25.Information & communication technology professionals | - | - | - | - | - | - | - | - |
| 26.Legal, social & cultural professionals. | 38 | 1 | 4 | 20 | 7 | 3 | 1 | 2 |
| Major group 3 - Technicians & associate professionals. | 351 | 3 | 40 | 113 | 124 | 58 | 11 | 2 |
| 31.Science & engineering associate professionals | 19 | - | 2 | 8 | 6 | 2 | 1 | - |
| 32.Health associate professionals. | 128 | 1 | 9 | 41 | 46 | 25 | 5 | 1 |
| 33.Business & administration associate professionals | 152 | 2 | 23 | 42 | 60 | 22 | 2 | 1 |
| 34.Legal, social & religious associate professionals | 47 | - | 5 | 18 | 12 | 9 | 3 | - |
| 35.Information & communication technician | 5 | - | 1 | 4 | - | - | - | - |
| Major group 4 - Clerical support workers . . | 379 | 6 | 76 | 190 | 79 | 23 | 5 | - |
| 41.General & keyboard clerks | 229 | - | 36 | 120 | 52 | 18 | 3 | - |
| 42.Customer services clerks. | 76 | 5 | 23 | 40 | 8 | - | - | - |
| 43.Numerical & material recording clerks . . | 44 | 1 | 9 | 13 | 15 | 4 | 2 | - |
| 44.Other clerical support workers. | 30 | - | 8 | 17 | 4 | 1 | - | - |
| Major group 5 - Service sales workers. . . . | 1,190 | 51 | 163 | 409 | 281 | 179 | 69 | 38 |
| 51.Personal service workers. | 303 | 17 | 39 | 130 | 81 | 27 | 7 | 2 |
| 52.Sales workers | 642 | 30 | 82 | 193 | 146 | 111 | 50 | 30 |
| 53.Personal care workers | 179 | 4 | 21 | 53 | 46 | 37 | 12 | 6 |
| 54.Protective services workers | 66 | - | 21 | 33 | 8 | 4 | - | - |
| Major group 6 - Skilled agricultural, forestry & fishery workers. | 1,904 | 21 | 85 | 404 | 449 | 479 | 278 | 188 |
| 61.Market oriented skilled agricultural workers | 1,788 | 21 | 83 | 389 | 398 | 442 | 271 | 184 |
| 62.Market oriented skilled forestry, fishery & hunting workers | 116 | - | 2 | 15 | 51 | 37 | 7 | 4 |
| 63.Subsistence farmers, fishers, hunters & gatherers | - | - | - | - | - | - | - | - |

Table CA6 - Currently employed population 16 years of age and over by occupation, age and sex

| Country, Island, Occupation (major & sub-major group) and Sex | Total | Age group (in years) | | | | | | |
|--|-------|----------------------|---------|---------|---------|---------|---------|-----------|
| | | 16 - 19 | 20 - 24 | 25 - 34 | 35 - 44 | 45 - 54 | 55 - 64 | 65 & over |
| ISLAND OF RODRIGUES | | | | | | | | |
| Major group 7 - Craft & related trades workers | 422 | 11 | 27 | 109 | 131 | 101 | 35 | 8 |
| 71.Building & related trades workers, excluding electricians. | 12 | - | 2 | 3 | 6 | 1 | - | - |
| 72.Metal, machinery & related trades workers | 1 | - | 1 | - | - | - | - | - |
| 73.Handicraft & printing workers | 162 | 5 | 9 | 53 | 47 | 38 | 7 | 3 |
| 74.Electrical & electronic trades workers . | - | - | - | - | - | - | - | - |
| 75.Food processing,wood working,garment & other related trades workers. | 247 | 6 | 15 | 53 | 78 | 62 | 28 | 5 |
| Major group 8 - Plant & machine operators & assemblers | 49 | 2 | 2 | 9 | 20 | 8 | 7 | 1 |
| 81.Stationary plant & machine operators. . . | 48 | 2 | 2 | 9 | 19 | 8 | 7 | 1 |
| 82.Assemblers. | - | - | - | - | - | - | - | - |
| 83.Drivers & mobile plant operators. | 1 | - | - | - | 1 | - | - | - |
| Major group 9 - Elementary occupations . . . | 918 | 14 | 57 | 284 | 301 | 185 | 68 | 9 |
| 91.Cleaners & helpers. | 667 | 11 | 34 | 201 | 220 | 147 | 49 | 5 |
| 92.Agricultural,forestry & fishery labourers | 66 | - | 5 | 15 | 16 | 16 | 10 | 4 |
| 93.Labourers in mining,construction, manufacturing & transport | 17 | - | 3 | 5 | 7 | 2 | - | - |
| 94.Food preparation assistants | 31 | 2 | 4 | 9 | 11 | 3 | 2 | - |
| 95.Street & related sales & service workers | 29 | 1 | 5 | 5 | 6 | 7 | 5 | - |
| 96.Refuse workers & other elementary workers | 108 | - | 6 | 49 | 41 | 10 | 2 | - |
| Not stated | 8 | - | - | 4 | 2 | 2 | - | - |

CA7 - Currently employed population 16 years of age and over by sector of employment, age and sex

| Country, Island, Sector of employment and Sex | Total | Age group (in years) | | | | | | |
|---|---------|----------------------|---------|---------|---------|---------|---------|-----------|
| | | 16 - 19 | 20 - 24 | 25 - 34 | 35 - 44 | 45 - 54 | 55 - 64 | 65 & over |
| Republic of Mauritius | | | | | | | | |
| Both sexes. | 522,198 | 10,582 | 49,946 | 143,974 | 130,329 | 124,371 | 55,407 | 7,589 |
| Central Government. | 55,840 | 213 | 2,794 | 14,830 | 13,857 | 13,558 | 10,351 | 237 |
| Local Government. | 6,794 | - | 98 | 1,082 | 1,776 | 2,603 | 1,208 | 27 |
| Municipal Councils | 4,492 | - | 67 | 750 | 1,167 | 1,705 | 786 | 17 |
| District Councils. | 2,302 | - | 31 | 332 | 609 | 898 | 422 | 10 |
| Publicly owned and/or controlled enterprises. | 32,118 | 142 | 2,083 | 7,735 | 8,391 | 9,201 | 4,405 | 161 |
| Privately owned business | | | | | | | | |
| Export Oriented Enterprise | 46,135 | 613 | 5,083 | 16,770 | 12,056 | 9,067 | 2,428 | 118 |
| Other. | 359,352 | 9,469 | 38,973 | 99,043 | 88,376 | 83,145 | 33,872 | 6,474 |
| Private household services. | 19,627 | 133 | 559 | 3,083 | 5,444 | 6,716 | 3,127 | 565 |
| Not stated. | 2,332 | 12 | 356 | 1,431 | 429 | 81 | 16 | 7 |
| Male. | 337,070 | 7,095 | 29,961 | 88,340 | 83,282 | 83,980 | 38,945 | 5,467 |
| Central Government. | 35,533 | 165 | 1,616 | 7,990 | 8,369 | 9,268 | 7,929 | 196 |
| Local Government. | 5,754 | - | 48 | 789 | 1,475 | 2,325 | 1,092 | 25 |
| Municipal Councils | 3,774 | - | 35 | 554 | 954 | 1,511 | 705 | 15 |
| District Councils. | 1,980 | - | 13 | 235 | 521 | 814 | 387 | 10 |
| Publicly owned and/or controlled enterprises. | 23,017 | 86 | 1,056 | 4,530 | 5,883 | 7,490 | 3,826 | 146 |
| Privately owned business | | | | | | | | |
| Export Oriented Enterprise | 18,815 | 244 | 2,352 | 7,797 | 4,576 | 3,054 | 744 | 48 |
| Other. | 250,235 | 6,546 | 24,574 | 66,374 | 62,131 | 60,881 | 24,818 | 4,911 |
| Private household services. | 2,833 | 45 | 140 | 396 | 676 | 914 | 525 | 137 |
| Not stated. | 883 | 9 | 175 | 464 | 172 | 48 | 11 | 4 |
| Female. | 185,128 | 3,487 | 19,985 | 55,634 | 47,047 | 40,391 | 16,462 | 2,122 |
| Central Government. | 20,307 | 48 | 1,178 | 6,840 | 5,488 | 4,290 | 2,422 | 41 |
| Local Government. | 1,040 | - | 50 | 293 | 301 | 278 | 116 | 2 |
| Municipal Councils | 718 | - | 32 | 196 | 213 | 194 | 81 | 2 |
| District Councils. | 322 | - | 18 | 97 | 88 | 84 | 35 | - |
| Publicly owned and/or controlled enterprises. | 9,101 | 56 | 1,027 | 3,205 | 2,508 | 1,711 | 579 | 15 |
| Privately owned business: | | | | | | | | |
| Export Oriented Enterprise | 27,320 | 369 | 2,731 | 8,973 | 7,480 | 6,013 | 1,684 | 70 |
| Other. | 109,117 | 2,923 | 14,399 | 32,669 | 26,245 | 22,264 | 9,054 | 1,563 |
| Private household services. | 16,794 | 88 | 419 | 2,687 | 4,768 | 5,802 | 2,602 | 428 |
| Not stated. | 1,449 | 3 | 181 | 967 | 257 | 33 | 5 | 3 |

CA7 - Currently employed population 16 years of age and over by sector of employment, age and sex

| Country, Island, Sector of employment and Sex | Total | Age group (in years) | | | | | | |
|---|---------|----------------------|---------|---------|---------|---------|---------|-----------|
| | | 16 - 19 | 20 - 24 | 25 - 34 | 35 - 44 | 45 - 54 | 55 - 64 | 65 & over |
| Island of Mauritius | | | | | | | | |
| Both sexes. | 506,783 | 10,231 | 48,566 | 139,440 | 126,454 | 121,136 | 53,962 | 6,994 |
| Central Government. | 52,876 | 210 | 2,643 | 14,000 | 13,096 | 12,822 | 9,880 | 225 |
| Local Government. | 6,774 | - | 98 | 1,079 | 1,771 | 2,594 | 1,205 | 27 |
| Municipal Councils | 4,485 | - | 67 | 748 | 1,165 | 1,702 | 786 | 17 |
| District Councils. | 2,289 | - | 31 | 331 | 606 | 892 | 419 | 10 |
| Publicly owned and/or controlled enterprises. | 31,349 | 140 | 2,028 | 7,495 | 8,241 | 9,000 | 4,286 | 159 |
| Privately owned business | | | | | | | | |
| Export Oriented Enterprise | 46,067 | 611 | 5,073 | 16,750 | 12,033 | 9,059 | 2,423 | 118 |
| Other. | 348,391 | 9,150 | 37,870 | 95,784 | 85,619 | 80,993 | 33,069 | 5,906 |
| Private household services. | 19,008 | 109 | 500 | 2,908 | 5,265 | 6,589 | 3,084 | 553 |
| Not stated. | 2,318 | 11 | 354 | 1,424 | 429 | 79 | 15 | 6 |
| Male. | 327,546 | 6,857 | 29,112 | 85,584 | 80,939 | 81,911 | 38,017 | 5,126 |
| Central Government. | 33,398 | 164 | 1,536 | 7,451 | 7,888 | 8,679 | 7,494 | 186 |
| Local Government. | 5,738 | - | 48 | 789 | 1,471 | 2,316 | 1,089 | 25 |
| Municipal Councils | 3,769 | - | 35 | 554 | 952 | 1,508 | 705 | 15 |
| District Councils. | 1,969 | - | 13 | 235 | 519 | 808 | 384 | 10 |
| Publicly owned and/or controlled enterprises. | 22,409 | 85 | 1,029 | 4,376 | 5,766 | 7,301 | 3,708 | 144 |
| Privately owned business | | | | | | | | |
| Export Oriented Enterprise | 18,786 | 243 | 2,347 | 7,787 | 4,566 | 3,051 | 744 | 48 |
| Other. | 243,600 | 6,324 | 23,858 | 64,350 | 60,417 | 59,617 | 24,450 | 4,584 |
| Private household services. | 2,742 | 33 | 121 | 371 | 659 | 901 | 521 | 136 |
| Not stated. | 873 | 8 | 173 | 460 | 172 | 46 | 11 | 3 |
| Female. | 179,237 | 3,374 | 19,454 | 53,856 | 45,515 | 39,225 | 15,945 | 1,868 |
| Central Government. | 19,478 | 46 | 1,107 | 6,549 | 5,208 | 4,143 | 2,386 | 39 |
| Local Government. | 1,036 | - | 50 | 290 | 300 | 278 | 116 | 2 |
| Municipal Councils | 716 | - | 32 | 194 | 213 | 194 | 81 | 2 |
| District Councils. | 320 | - | 18 | 96 | 87 | 84 | 35 | - |
| Publicly owned and/or controlled enterprises. | 8,940 | 55 | 999 | 3,119 | 2,475 | 1,699 | 578 | 15 |
| Privately owned business: | | | | | | | | |
| Export Oriented Enterprise | 27,281 | 368 | 2,726 | 8,963 | 7,467 | 6,008 | 1,679 | 70 |
| Other. | 104,791 | 2,826 | 14,012 | 31,434 | 25,202 | 21,376 | 8,619 | 1,322 |
| Private household services. | 16,266 | 76 | 379 | 2,537 | 4,606 | 5,688 | 2,563 | 417 |
| Not stated. | 1,445 | 3 | 181 | 964 | 257 | 33 | 4 | 3 |

CA7 - Currently employed population 16 years of age and over by sector of employment, age and sex

| Country, Island, Sector of employment and Sex | Total | Age group (in years) | | | | | | |
|---|--------|----------------------|---------|---------|---------|---------|---------|-----------|
| | | 16 - 19 | 20 - 24 | 25 - 34 | 35 - 44 | 45 - 54 | 55 - 64 | 65 & over |
| Island of Rodrigues | | | | | | | | |
| Both sexes. | 15,415 | 351 | 1,380 | 4,534 | 3,875 | 3,235 | 1,445 | 595 |
| Central Government. | 2,964 | 3 | 151 | 830 | 761 | 736 | 471 | 12 |
| Local Government. | 20 | - | - | 3 | 5 | 9 | 3 | - |
| Municipal Councils | 7 | - | - | 2 | 2 | 3 | - | - |
| District Councils. | 13 | - | - | 1 | 3 | 6 | 3 | - |
| Publicly owned and/or controlled enterprises. | 769 | 2 | 55 | 240 | 150 | 201 | 119 | 2 |
| Privately owned business | | | | | | | | |
| Export Oriented Enterprise | 68 | 2 | 10 | 20 | 23 | 8 | 5 | - |
| Other. | 10,961 | 319 | 1,103 | 3,259 | 2,757 | 2,152 | 803 | 568 |
| Private household services. | 619 | 24 | 59 | 175 | 179 | 127 | 43 | 12 |
| Not stated. | 14 | 1 | 2 | 7 | - | 2 | 1 | 1 |
| Male. | 9,524 | 238 | 849 | 2,756 | 2,343 | 2,069 | 928 | 341 |
| Central Government. | 2,135 | 1 | 80 | 539 | 481 | 589 | 435 | 10 |
| Local Government. | 16 | - | - | - | 4 | 9 | 3 | - |
| Municipal Councils | 5 | - | - | - | 2 | 3 | - | - |
| District Councils. | 11 | - | - | - | 2 | 6 | 3 | - |
| Publicly owned and/or controlled enterprises. | 608 | 1 | 27 | 154 | 117 | 189 | 118 | 2 |
| Privately owned business | | | | | | | | |
| Export Oriented Enterprise | 29 | 1 | 5 | 10 | 10 | 3 | - | - |
| Other. | 6,635 | 222 | 716 | 2,024 | 1,714 | 1,264 | 368 | 327 |
| Private household services. | 91 | 12 | 19 | 25 | 17 | 13 | 4 | 1 |
| Not stated. | 10 | 1 | 2 | 4 | - | 2 | - | 1 |
| Female. | 5,891 | 113 | 531 | 1,778 | 1,532 | 1,166 | 517 | 254 |
| Central Government. | 829 | 2 | 71 | 291 | 280 | 147 | 36 | 2 |
| Local Government. | 4 | - | - | 3 | 1 | - | - | - |
| Municipal Councils | 2 | - | - | 2 | - | - | - | - |
| District Councils. | 2 | - | - | 1 | 1 | - | - | - |
| Publicly owned and/or controlled enterprises. | 161 | 1 | 28 | 86 | 33 | 12 | 1 | - |
| Privately owned business: | | | | | | | | |
| Export Oriented Enterprise | 39 | 1 | 5 | 10 | 13 | 5 | 5 | - |
| Other. | 4,326 | 97 | 387 | 1,235 | 1,043 | 888 | 435 | 241 |
| Private household services. | 528 | 12 | 40 | 150 | 162 | 114 | 39 | 11 |
| Not stated. | 4 | - | - | 3 | - | - | 1 | - |

CA8 - Currently employed population 16 years of age and over by sector of employment, industry (section) and sex

| Country, Island, Sector of employment, and Sex | Total | Industry (Section) | | | | | | | | | | | | | | | | | | | | | |
|---|---------|--------------------|-------|--------|-------|-------|--------|--------|--------|--------|--------|--------|-------|--------|--------|--------|--------|--------|-------|-------|--------|-----|---------------|
| | | A | B | C | D | E | F | G | H | I | J | K | L | M | N | O | P | Q | R | S | T | U | Not Stated |
| Republic of Mauritius | | | | | | | | | | | | | | | | | | | | | | | |
| Both sexes. | 522,198 | 36,648 | 1,120 | 96,769 | 2,289 | 3,189 | 52,976 | 73,235 | 31,860 | 39,580 | 11,395 | 14,273 | 1,586 | 12,642 | 22,803 | 37,684 | 30,478 | 18,537 | 6,153 | 7,910 | 19,686 | 341 | 1,044 |
| Central Government. | 55,840 | 1,772 | - | 290 | - | 27 | 543 | 93 | 101 | 49 | 11 | 34 | 3 | 695 | 1 | 27,623 | 12,351 | 12,088 | 158 | 1 | - | - | - |
| Local Government . . | 6,794 | - | - | 2 | - | 396 | 92 | 1 | - | - | - | - | - | - | 2 | 6,140 | 76 | 33 | 52 | - | - | - | - |
| Municipal Councils | 4,492 | - | - | 1 | - | 49 | 25 | - | - | - | - | - | - | - | 2 | 4,306 | 68 | 8 | 33 | - | - | - | - |
| District Councils. | 2,302 | - | - | 1 | - | 347 | 67 | 1 | - | - | - | - | - | - | - | 1,834 | 8 | 25 | 19 | - | - | - | - |
| Public enterprises . | 32,118 | 1,505 | - | 178 | 2,014 | 1,925 | 462 | 958 | 9,563 | 163 | 2,958 | 2,828 | 160 | 409 | 1 | 3,728 | 3,505 | 605 | 1,094 | 61 | - | - | 1 |
| Private enterprises | | | | | | | | | | | | | | | | | | | | | | | |
| EOE. | 46,135 | 942 | - | 44,444 | - | 25 | - | 24 | - | - | 604 | - | 2 | 93 | - | 1 | - | - | - | - | - | - | - |
| Other. | 359,352 | 32,427 | 1,120 | 50,466 | 275 | 816 | 51,871 | 72,159 | 22,194 | 39,368 | 7,821 | 11,411 | 1,421 | 11,441 | 22,797 | 192 | 14,546 | 5,811 | 4,848 | 7,848 | 64 | 341 | 115 |
| Household services . | 19,627 | - | - | - | - | - | - | - | - | - | - | - | - | - | 1 | - | - | - | - | - | 19,622 | - | 4 |
| Not stated | 2,332 | 2 | - | 1,389 | - | - | 8 | - | 2 | - | 1 | - | - | 4 | 1 | - | - | - | 1 | - | - | - | 924 |
| Male. | 337,070 | 27,360 | 1,010 | 55,590 | 2,113 | 2,766 | 51,373 | 44,887 | 28,389 | 24,973 | 7,145 | 7,301 | 1,033 | 8,334 | 14,350 | 28,563 | 11,807 | 8,279 | 4,233 | 3,957 | 2,870 | 186 | 551 |
| Central Government. | 35,533 | 1,684 | - | 250 | - | 25 | 513 | 83 | 87 | 25 | 3 | 24 | 2 | 570 | 1 | 21,049 | 5,055 | 6,037 | 125 | - | - | - | - |
| Local Government . . | 5,754 | - | - | - | - | 394 | 92 | 1 | - | - | - | - | - | - | 2 | 5,224 | 3 | 20 | 18 | - | - | - | - |
| Municipal Councils | 3,774 | - | - | - | - | 48 | 25 | - | - | - | - | - | - | - | 2 | 3,685 | 2 | 1 | 11 | - | - | - | - |
| District Councils. | 1,980 | - | - | - | - | 346 | 67 | 1 | - | - | - | - | - | - | - | 1,539 | 1 | 19 | 7 | - | - | - | - |
| Public enterprises . | 23,017 | 1,260 | - | 171 | 1,865 | 1,676 | 395 | 705 | 7,782 | 115 | 2,016 | 1,430 | 115 | 314 | 1 | 2,266 | 1,793 | 332 | 746 | 34 | - | - | 1 |
| Private enterprises | | | | | | | | | | | | | | | | | | | | | | | |
| EOE. | 18,815 | 760 | - | 17,632 | - | 16 | - | 12 | - | - | 346 | - | 2 | 46 | - | 1 | - | - | - | - | - | - | - |
| Other. | 250,235 | 23,654 | 1,010 | 37,137 | 248 | 655 | 50,365 | 44,086 | 20,519 | 24,833 | 4,780 | 5,847 | 914 | 7,401 | 14,345 | 23 | 4,956 | 1,890 | 3,343 | 3,923 | 39 | 186 | 81 |
| Household services . | 2,833 | - | - | - | - | - | - | - | - | - | - | - | - | - | 1 | - | - | - | - | - | 2,831 | - | 1 |
| Not stated | 883 | 2 | - | 400 | - | - | 8 | - | 1 | - | - | - | - | 3 | - | - | - | - | 1 | - | - | - | 468 |
| Female. | 185,128 | 9,288 | 110 | 41,179 | 176 | 423 | 1,603 | 28,348 | 3,471 | 14,607 | 4,250 | 6,972 | 553 | 4,308 | 8,453 | 9,121 | 18,671 | 10,258 | 1,920 | 3,953 | 16,816 | 155 | 493 |
| Central Government. | 20,307 | 88 | - | 40 | - | 2 | 30 | 10 | 14 | 24 | 8 | 10 | 1 | 125 | - | 6,574 | 7,296 | 6,051 | 33 | 1 | - | - | - |
| Local Government . . | 1,040 | - | - | 2 | - | 2 | - | - | - | - | - | - | - | - | - | 916 | 73 | 13 | 34 | - | - | - | - |
| Municipal Councils | 718 | - | - | 1 | - | 1 | - | - | - | - | - | - | - | - | - | 621 | 66 | 7 | 22 | - | - | - | - |
| District Councils. | 322 | - | - | 1 | - | 1 | - | - | - | - | - | - | - | - | - | 295 | 7 | 6 | 12 | - | - | - | - |
| Public enterprises . | 9,101 | 245 | - | 7 | 149 | 249 | 67 | 253 | 1,781 | 48 | 942 | 1,398 | 45 | 95 | - | 1,462 | 1,712 | 273 | 348 | 27 | - | - | - |
| Private enterprises | | | | | | | | | | | | | | | | | | | | | | | |
| EOE. | 27,320 | 182 | - | 26,812 | - | 9 | - | 12 | - | - | 258 | - | - | 47 | - | - | - | - | - | - | - | - | - |
| Other. | 109,117 | 8,773 | 110 | 13,329 | 27 | 161 | 1,506 | 28,073 | 1,675 | 14,535 | 3,041 | 5,564 | 507 | 4,040 | 8,452 | 169 | 9,590 | 3,921 | 1,505 | 3,925 | 25 | 155 | 34 |
| Household services . | 16,794 | - | - | - | - | - | - | - | - | - | - | - | - | - | - | - | - | - | - | - | 16,791 | - | 3 |
| Not stated | 1,449 | - | - | 989 | - | - | - | - | 1 | - | 1 | - | - | 1 | 1 | - | - | - | - | - | - | - | 456 |

CA8 - Currently employed population 16 years of age and over by sector of employment, industry (section) and sex

| Country, Island, Sector of employment, and Sex | Total | Industry (Section) | | | | | | | | | | | | | | | | | | | | Not Stated | |
|---|---------|--------------------|-------|--------|-------|-------|--------|--------|--------|--------|--------|--------|-------|--------|--------|--------|--------|--------|-------|-------|--------|---------------|-------|
| | | A | B | C | D | E | F | G | H | I | J | K | L | M | N | O | P | Q | R | S | T | | U |
| Island of Mauritius | | | | | | | | | | | | | | | | | | | | | | | |
| Both sexes. | 506,783 | 32,032 | 1,036 | 95,826 | 2,187 | 2,915 | 51,657 | 71,664 | 31,243 | 38,716 | 11,253 | 14,120 | 1,579 | 12,534 | 22,441 | 36,105 | 29,469 | 17,865 | 6,005 | 7,706 | 19,067 | 336 | 1,027 |
| Central Government. | 52,876 | 1,551 | - | 281 | - | 8 | 395 | 58 | 88 | 49 | 7 | 28 | 1 | 628 | 1 | 26,140 | 11,949 | 11,535 | 156 | 1 | - | - | - |
| Local Government . . | 6,774 | - | - | 2 | - | 396 | 92 | 1 | - | - | - | - | - | - | 2 | 6,126 | 76 | 33 | 46 | - | - | - | - |
| Municipal Councils | 4,485 | - | - | 1 | - | 49 | 25 | - | - | - | - | - | - | - | 2 | 4,302 | 68 | 8 | 30 | - | - | - | - |
| District Councils. | 2,289 | - | - | 1 | - | 347 | 67 | 1 | - | - | - | - | - | - | - | 1,824 | 8 | 25 | 16 | - | - | - | - |
| Public enterprises . | 31,349 | 1,501 | - | 178 | 1,912 | 1,734 | 458 | 894 | 9,417 | 163 | 2,875 | 2,788 | 160 | 408 | 1 | 3,660 | 3,458 | 593 | 1,089 | 59 | - | - | 1 |
| Private enterprises | | | | | | | | | | | | | | | | | | | | | | | |
| EOE. | 46,067 | 939 | - | 44,381 | - | 25 | - | 24 | - | - | 602 | - | 2 | 93 | - | 1 | - | - | - | - | - | - | - |
| Other. | 348,391 | 28,039 | 1,036 | 49,595 | 275 | 752 | 50,704 | 70,687 | 21,736 | 38,504 | 7,768 | 11,304 | 1,416 | 11,401 | 22,435 | 178 | 13,986 | 5,704 | 4,713 | 7,646 | 63 | 336 | 113 |
| Household services . | 19,008 | - | - | - | - | - | - | - | - | - | - | - | - | - | 1 | - | - | - | - | - | 19,004 | - | 3 |
| Not stated | 2,318 | 2 | - | 1,389 | - | - | 8 | - | 2 | - | 1 | - | - | 4 | 1 | - | - | - | 1 | - | - | - | 910 |
| Male. | 327,546 | 24,707 | 931 | 55,115 | 2,020 | 2,508 | 50,076 | 44,009 | 27,820 | 24,568 | 7,041 | 7,225 | 1,028 | 8,247 | 14,077 | 27,332 | 11,345 | 7,977 | 4,140 | 3,879 | 2,779 | 182 | 540 |
| Central Government. | 33,398 | 1,474 | - | 243 | - | 8 | 373 | 49 | 75 | 25 | 1 | 19 | 1 | 511 | 1 | 19,872 | 4,855 | 5,768 | 123 | - | - | - | - |
| Local Government . . | 5,738 | - | - | - | - | 394 | 92 | 1 | - | - | - | - | - | - | 2 | 5,210 | 3 | 20 | 16 | - | - | - | - |
| Municipal Councils | 3,769 | - | - | - | - | 48 | 25 | - | - | - | - | - | - | - | 2 | 3,681 | 2 | 1 | 10 | - | - | - | - |
| District Councils. | 1,969 | - | - | - | - | 346 | 67 | 1 | - | - | - | - | - | - | - | 1,529 | 1 | 19 | 6 | - | - | - | - |
| Public enterprises . | 22,409 | 1,256 | - | 171 | 1,772 | 1,493 | 394 | 648 | 7,670 | 115 | 1,951 | 1,407 | 115 | 313 | 1 | 2,229 | 1,765 | 331 | 744 | 33 | - | - | 1 |
| Private enterprises | | | | | | | | | | | | | | | | | | | | | | | |
| EOE. | 18,786 | 758 | - | 17,606 | - | 16 | - | 12 | - | - | 345 | - | 2 | 46 | - | 1 | - | - | - | - | - | - | - |
| Other. | 243,600 | 21,217 | 931 | 36,695 | 248 | 597 | 49,209 | 43,299 | 20,074 | 24,428 | 4,744 | 5,799 | 910 | 7,374 | 14,072 | 20 | 4,722 | 1,858 | 3,256 | 3,846 | 39 | 182 | 80 |
| Household services . | 2,742 | - | - | - | - | - | - | - | - | - | - | - | - | - | 1 | - | - | - | - | - | 2,740 | - | 1 |
| Not stated | 873 | 2 | - | 400 | - | - | 8 | - | 1 | - | - | - | - | 3 | - | - | - | - | 1 | - | - | - | 458 |
| Female. | 179,237 | 7,325 | 105 | 40,711 | 167 | 407 | 1,581 | 27,655 | 3,423 | 14,148 | 4,212 | 6,895 | 551 | 4,287 | 8,364 | 8,773 | 18,124 | 9,888 | 1,865 | 3,827 | 16,288 | 154 | 487 |
| Central Government. | 19,478 | 77 | - | 38 | - | - | 22 | 9 | 13 | 24 | 6 | 9 | - | 117 | - | 6,268 | 7,094 | 5,767 | 33 | 1 | - | - | - |
| Local Government . . | 1,036 | - | - | 2 | - | 2 | - | - | - | - | - | - | - | - | - | 916 | 73 | 13 | 30 | - | - | - | - |
| Municipal Councils | 716 | - | - | 1 | - | 1 | - | - | - | - | - | - | - | - | - | 621 | 66 | 7 | 20 | - | - | - | - |
| District Councils. | 320 | - | - | 1 | - | 1 | - | - | - | - | - | - | - | - | - | 295 | 7 | 6 | 10 | - | - | - | - |
| Public enterprises . | 8,940 | 245 | - | 7 | 140 | 241 | 64 | 246 | 1,747 | 48 | 924 | 1,381 | 45 | 95 | - | 1,431 | 1,693 | 262 | 345 | 26 | - | - | - |
| Private enterprises | | | | | | | | | | | | | | | | | | | | | | | |
| EOE. | 27,281 | 181 | - | 26,775 | - | 9 | - | 12 | - | - | 257 | - | - | 47 | - | - | - | - | - | - | - | - | - |
| Other. | 104,791 | 6,822 | 105 | 12,900 | 27 | 155 | 1,495 | 27,388 | 1,662 | 14,076 | 3,024 | 5,505 | 506 | 4,027 | 8,363 | 158 | 9,264 | 3,846 | 1,457 | 3,800 | 24 | 154 | 33 |
| Household services . | 16,266 | - | - | - | - | - | - | - | - | - | - | - | - | - | - | - | - | - | - | - | 16,264 | - | 2 |
| Not stated | 1,445 | - | - | 989 | - | - | - | - | 1 | - | 1 | - | - | 1 | 1 | - | - | - | - | - | - | - | 452 |

CA8 - Currently employed population 16 years of age and over by sector of employment, industry (section) and sex

| Country, Island, Sector of employment, and Sex | Total | Industry (Section) | | | | | | | | | | | | | | | | | | | | | |
|---|--------|--------------------|----|-----|-----|-----|-------|-------|-----|-----|-----|-----|---|-----|-----|-------|-------|-----|-----|-----|-----|---|---------------|
| | | A | B | C | D | E | F | G | H | I | J | K | L | M | N | O | P | Q | R | S | T | U | Not Stated |
| Island of Rodrigues | | | | | | | | | | | | | | | | | | | | | | | |
| Both sexes. | 15,415 | 4,616 | 84 | 943 | 102 | 274 | 1,319 | 1,571 | 617 | 864 | 142 | 153 | 7 | 108 | 362 | 1,579 | 1,009 | 672 | 148 | 204 | 619 | 5 | 17 |
| Central Government. | 2,964 | 221 | - | 9 | - | 19 | 148 | 35 | 13 | - | 4 | 6 | 2 | 67 | - | 1,483 | 402 | 553 | 2 | - | - | - | - |
| Local Government . . | 20 | - | - | - | - | - | - | - | - | - | - | - | - | - | - | 14 | - | - | 6 | - | - | - | - |
| Municipal Councils | 7 | - | - | - | - | - | - | - | - | - | - | - | - | - | - | 4 | - | - | 3 | - | - | - | - |
| District Councils. | 13 | - | - | - | - | - | - | - | - | - | - | - | - | - | - | 10 | - | - | 3 | - | - | - | - |
| Public enterprises . . | 769 | 4 | - | - | 102 | 191 | 4 | 64 | 146 | - | 83 | 40 | - | 1 | - | 68 | 47 | 12 | 5 | 2 | - | - | - |
| Private enterprises | | | | | | | | | | | | | | | | | | | | | | | |
| EOE. | 68 | 3 | - | 63 | - | - | - | - | - | - | 2 | - | - | - | - | - | - | - | - | - | - | - | - |
| Other. | 10,961 | 4,388 | 84 | 871 | - | 64 | 1,167 | 1,472 | 458 | 864 | 53 | 107 | 5 | 40 | 362 | 14 | 560 | 107 | 135 | 202 | 1 | 5 | 2 |
| Household services . . | 619 | - | - | - | - | - | - | - | - | - | - | - | - | - | - | - | - | - | - | - | 618 | - | 1 |
| Not stated | 14 | - | - | - | - | - | - | - | - | - | - | - | - | - | - | - | - | - | - | - | - | - | 14 |
| Male. | 9,524 | 2,653 | 79 | 475 | 93 | 258 | 1,297 | 878 | 569 | 405 | 104 | 76 | 5 | 87 | 273 | 1,231 | 462 | 302 | 93 | 78 | 91 | 4 | 11 |
| Central Government. | 2,135 | 210 | - | 7 | - | 17 | 140 | 34 | 12 | - | 2 | 5 | 1 | 59 | - | 1,177 | 200 | 269 | 2 | - | - | - | - |
| Local Government . . | 16 | - | - | - | - | - | - | - | - | - | - | - | - | - | - | 14 | - | - | 2 | - | - | - | - |
| Municipal Councils | 5 | - | - | - | - | - | - | - | - | - | - | - | - | - | - | 4 | - | - | 1 | - | - | - | - |
| District Councils. | 11 | - | - | - | - | - | - | - | - | - | - | - | - | - | - | 10 | - | - | 1 | - | - | - | - |
| Public enterprises . . | 608 | 4 | - | - | 93 | 183 | 1 | 57 | 112 | - | 65 | 23 | - | 1 | - | 37 | 28 | 1 | 2 | 1 | - | - | - |
| Private enterprises | | | | | | | | | | | | | | | | | | | | | | | |
| EOE. | 29 | 2 | - | 26 | - | - | - | - | - | - | 1 | - | - | - | - | - | - | - | - | - | - | - | - |
| Other. | 6,635 | 2,437 | 79 | 442 | - | 58 | 1,156 | 787 | 445 | 405 | 36 | 48 | 4 | 27 | 273 | 3 | 234 | 32 | 87 | 77 | - | 4 | 1 |
| Household services . . | 91 | - | - | - | - | - | - | - | - | - | - | - | - | - | - | - | - | - | - | - | 91 | - | - |
| Not stated | 10 | - | - | - | - | - | - | - | - | - | - | - | - | - | - | - | - | - | - | - | - | - | 10 |
| Female. | 5,891 | 1,963 | 5 | 468 | 9 | 16 | 22 | 693 | 48 | 459 | 38 | 77 | 2 | 21 | 89 | 348 | 547 | 370 | 55 | 126 | 528 | 1 | 6 |
| Central Government. | 829 | 11 | - | 2 | - | 2 | 8 | 1 | 1 | - | 2 | 1 | 1 | 8 | - | 306 | 202 | 284 | - | - | - | - | - |
| Local Government . . | 4 | - | - | - | - | - | - | - | - | - | - | - | - | - | - | - | - | - | 4 | - | - | - | - |
| Municipal Councils | 2 | - | - | - | - | - | - | - | - | - | - | - | - | - | - | - | - | - | 2 | - | - | - | - |
| District Councils. | 2 | - | - | - | - | - | - | - | - | - | - | - | - | - | - | - | - | - | 2 | - | - | - | - |
| Public enterprises . . | 161 | - | - | - | 9 | 8 | 3 | 7 | 34 | - | 18 | 17 | - | - | - | 31 | 19 | 11 | 3 | 1 | - | - | - |
| Private enterprises | | | | | | | | | | | | | | | | | | | | | | | |
| EOE. | 39 | 1 | - | 37 | - | - | - | - | - | - | 1 | - | - | - | - | - | - | - | - | - | - | - | - |
| Other. | 4,326 | 1,951 | 5 | 429 | - | 6 | 11 | 685 | 13 | 459 | 17 | 59 | 1 | 13 | 89 | 11 | 326 | 75 | 48 | 125 | 1 | 1 | 1 |
| Household services . . | 528 | - | - | - | - | - | - | - | - | - | - | - | - | - | - | - | - | - | - | - | 527 | - | 1 |
| Not stated | 4 | - | - | - | - | - | - | - | - | - | - | - | - | - | - | - | - | - | - | - | - | - | 4 |

CA9 - Currently employed population 16 years of age and over by sector of employment, major occupational group and sex

| Country, Island, Sector of employment, and Sex | Total | Major occupational group | | | | | | | | | |
|--|---------|--------------------------|---------------|---|--------------------------|---------------------------|---|--------------------------------|--|------------------------|------------|
| | | Managers | Professionals | Technicians and associate professionals | Clerical support workers | Service and sales workers | Skilled agricultural forestry & fishery workers | Craft & related trades workers | Plant & machine operators & assemblers | Elementary occupations | Not stated |
| Republic of Mauritius | | | | | | | | | | | |
| Both sexes | 522,198 | 29,284 | 44,930 | 48,213 | 43,815 | 96,982 | 21,038 | 91,710 | 61,363 | 83,599 | 1,264 |
| Central Government | 55,840 | 1,307 | 12,647 | 11,167 | 4,755 | 15,482 | 856 | 1,456 | 1,021 | 7,139 | 10 |
| Local Government | 6,794 | 77 | 248 | 760 | 533 | 152 | 301 | 690 | 465 | 3,567 | 1 |
| Municipal Councils | 4,492 | 45 | 163 | 506 | 382 | 104 | 250 | 490 | 296 | 2,255 | 1 |
| District Councils | 2,302 | 32 | 85 | 254 | 151 | 48 | 51 | 200 | 169 | 1,312 | - |
| Publicly owned and/or controlled enterprises | 32,118 | 1,327 | 3,986 | 8,064 | 5,682 | 3,376 | 262 | 2,172 | 2,824 | 4,407 | 18 |
| Privately owned business | | | | | | | | | | | |
| Export Oriented Enterprises | 46,135 | 976 | 1,117 | 4,358 | 2,929 | 1,038 | 345 | 6,503 | 22,590 | 6,182 | 97 |
| Other | 359,352 | 25,597 | 26,929 | 23,838 | 29,914 | 74,964 | 17,130 | 80,866 | 33,671 | 46,250 | 193 |
| Private household services | 19,627 | - | - | 15 | - | 1,963 | 2,142 | 1 | 263 | 15,240 | 3 |
| Not stated | 2,332 | - | 3 | 11 | 2 | 7 | 2 | 22 | 529 | 814 | 942 |
| Male | 337,070 | 20,948 | 22,245 | 29,839 | 17,324 | 59,335 | 16,810 | 82,789 | 42,946 | 43,921 | 913 |
| Central Government | 35,533 | 887 | 5,318 | 5,727 | 1,595 | 13,304 | 847 | 1,395 | 995 | 5,459 | 6 |
| Local Government | 5,754 | 49 | 56 | 513 | 200 | 113 | 293 | 669 | 465 | 3,395 | 1 |
| Municipal Councils | 3,774 | 31 | 44 | 337 | 148 | 69 | 243 | 479 | 296 | 2,126 | 1 |
| District Councils | 1,980 | 18 | 12 | 176 | 52 | 44 | 50 | 190 | 169 | 1,269 | - |
| Publicly owned and/or controlled enterprises | 23,017 | 978 | 2,333 | 5,641 | 2,598 | 2,526 | 254 | 2,055 | 2,810 | 3,812 | 10 |
| Privately owned business | | | | | | | | | | | |
| Export Oriented Enterprise | 18,815 | 724 | 624 | 2,063 | 1,100 | 603 | 320 | 2,950 | 8,879 | 1,550 | 2 |
| Other | 250,235 | 18,310 | 13,912 | 15,894 | 11,830 | 42,549 | 13,175 | 75,703 | 29,446 | 29,270 | 146 |
| Private household services | 2,833 | - | - | - | - | 237 | 1,919 | - | 247 | 429 | 1 |
| Not stated | 883 | - | 2 | 1 | 1 | 3 | 2 | 17 | 104 | 6 | 747 |
| Female | 185,128 | 8,336 | 22,685 | 18,374 | 26,491 | 37,647 | 4,228 | 8,921 | 18,417 | 39,678 | 351 |
| Central Government | 20,307 | 420 | 7,329 | 5,440 | 3,160 | 2,178 | 9 | 61 | 26 | 1,680 | 4 |
| Local Government | 1,040 | 28 | 192 | 247 | 333 | 39 | 8 | 21 | - | 172 | - |
| Municipal Councils | 718 | 14 | 119 | 169 | 234 | 35 | 7 | 11 | - | 129 | - |
| District Councils | 322 | 14 | 73 | 78 | 99 | 4 | 1 | 10 | - | 43 | - |
| Publicly owned and/or controlled enterprises | 9,101 | 349 | 1,653 | 2,423 | 3,084 | 850 | 8 | 117 | 14 | 595 | 8 |
| Privately owned business | | | | | | | | | | | |
| Export Oriented Enterprise | 27,320 | 252 | 493 | 2,295 | 1,829 | 435 | 25 | 3,553 | 13,711 | 4,632 | 95 |
| Other | 109,117 | 7,287 | 13,017 | 7,944 | 18,084 | 32,415 | 3,955 | 5,163 | 4,225 | 16,980 | 47 |
| Private household services | 16,794 | - | - | 15 | - | 1,726 | 223 | 1 | 16 | 14,811 | 2 |
| Not stated | 1,449 | - | 1 | 10 | 1 | 4 | - | 5 | 425 | 808 | 195 |

CA9 - Currently employed population 16 years of age and over by sector of employment, major occupational group and sex

| Country, Island, Sector of employment, and Sex | Total | Major occupational group | | | | | | | | | |
|--|---------|--------------------------|---------------|---|--------------------------|---------------------------|---|--------------------------------|--|------------------------|------------|
| | | Managers | Professionals | Technicians and associate professionals | Clerical support workers | Service and sales workers | Skilled agricultural forestry & fishery workers | Craft & related trades workers | Plant & machine operators & assemblers | Elementary occupations | Not stated |
| Island of Mauritius | | | | | | | | | | | |
| Both sexes | 506,783 | 28,854 | 44,022 | 47,216 | 43,210 | 94,112 | 16,630 | 89,501 | 60,728 | 81,266 | 1,244 |
| Central Government | 52,876 | 1,264 | 12,305 | 10,688 | 4,561 | 14,652 | 797 | 1,302 | 899 | 6,399 | 9 |
| Local Government | 6,774 | 77 | 247 | 759 | 530 | 151 | 301 | 690 | 464 | 3,554 | 1 |
| Municipal Councils | 4,485 | 45 | 162 | 506 | 380 | 104 | 250 | 490 | 295 | 2,252 | 1 |
| District Councils | 2,289 | 32 | 85 | 253 | 150 | 47 | 51 | 200 | 169 | 1,302 | - |
| Publicly owned and/or controlled enterprises | 31,349 | 1,309 | 3,934 | 7,828 | 5,573 | 3,294 | 262 | 2,083 | 2,784 | 4,264 | 18 |
| Privately owned business | | | | | | | | | | | |
| Export Oriented Enterprises | 46,067 | 975 | 1,115 | 4,348 | 2,925 | 1,035 | 344 | 6,489 | 22,569 | 6,170 | 97 |
| Other | 348,391 | 25,229 | 26,419 | 23,567 | 29,619 | 73,129 | 12,843 | 78,914 | 33,220 | 45,265 | 186 |
| Private household services | 19,008 | - | - | 15 | - | 1,844 | 2,081 | 1 | 263 | 14,801 | 3 |
| Not stated | 2,318 | - | 2 | 11 | 2 | 7 | 2 | 22 | 529 | 813 | 930 |
| Male | 327,546 | 20,684 | 21,841 | 29,193 | 17,098 | 57,655 | 14,306 | 81,002 | 42,360 | 42,506 | 901 |
| Central Government | 33,398 | 855 | 5,152 | 5,472 | 1,541 | 12,584 | 789 | 1,252 | 873 | 4,874 | 6 |
| Local Government | 5,738 | 49 | 56 | 512 | 198 | 112 | 293 | 669 | 464 | 3,384 | 1 |
| Municipal Councils | 3,769 | 31 | 44 | 337 | 147 | 69 | 243 | 479 | 295 | 2,123 | 1 |
| District Councils | 1,969 | 18 | 12 | 175 | 51 | 43 | 50 | 190 | 169 | 1,261 | - |
| Publicly owned and/or controlled enterprises | 22,409 | 968 | 2,309 | 5,444 | 2,538 | 2,464 | 254 | 1,968 | 2,770 | 3,684 | 10 |
| Privately owned business | | | | | | | | | | | |
| Export Oriented Enterprise | 18,786 | 723 | 623 | 2,059 | 1,096 | 602 | 319 | 2,943 | 8,874 | 1,545 | 2 |
| Other | 243,600 | 18,089 | 13,699 | 15,705 | 11,724 | 41,657 | 10,784 | 74,153 | 29,028 | 28,618 | 143 |
| Private household services | 2,742 | - | - | - | - | 233 | 1,865 | - | 247 | 396 | 1 |
| Not stated | 873 | - | 2 | 1 | 1 | 3 | 2 | 17 | 104 | 5 | 738 |
| Female | 179,237 | 8,170 | 22,181 | 18,023 | 26,112 | 36,457 | 2,324 | 8,499 | 18,368 | 38,760 | 343 |
| Central Government | 19,478 | 409 | 7,153 | 5,216 | 3,020 | 2,068 | 8 | 50 | 26 | 1,525 | 3 |
| Local Government | 1,036 | 28 | 191 | 247 | 332 | 39 | 8 | 21 | - | 170 | - |
| Municipal Councils | 716 | 14 | 118 | 169 | 233 | 35 | 7 | 11 | - | 129 | - |
| District Councils | 320 | 14 | 73 | 78 | 99 | 4 | 1 | 10 | - | 41 | - |
| Publicly owned and/or controlled enterprises | 8,940 | 341 | 1,625 | 2,384 | 3,035 | 830 | 8 | 115 | 14 | 580 | 8 |
| Privately owned business | | | | | | | | | | | |
| Export Oriented Enterprise | 27,281 | 252 | 492 | 2,289 | 1,829 | 433 | 25 | 3,546 | 13,695 | 4,625 | 95 |
| Other | 104,791 | 7,140 | 12,720 | 7,862 | 17,895 | 31,472 | 2,059 | 4,761 | 4,192 | 16,647 | 43 |
| Private household services | 16,266 | - | - | 15 | - | 1,611 | 216 | 1 | 16 | 14,405 | 2 |
| Not stated | 1,445 | - | - | 10 | 1 | 4 | - | 5 | 425 | 808 | 192 |

CA9 - Currently employed population 16 years of age and over by sector of employment, major occupational group and sex

| Country, Island, Sector of employment, and Sex | Total | Major occupational group | | | | | | | | | |
|--|--------|--------------------------|---------------|---|--------------------------|---------------------------|---|--------------------------------|--|------------------------|------------|
| | | Managers | Professionals | Technicians and associate professionals | Clerical support workers | Service and sales workers | Skilled agricultural forestry & fishery workers | Craft & related trades workers | Plant & machine operators & assemblers | Elementary occupations | Not stated |
| Island of Rodrigues | | | | | | | | | | | |
| Both sexes | 15,415 | 430 | 908 | 997 | 605 | 2,870 | 4,408 | 2,209 | 635 | 2,333 | 20 |
| Central Government | 2,964 | 43 | 342 | 479 | 194 | 830 | 59 | 154 | 122 | 740 | 1 |
| Local Government | 20 | - | 1 | 1 | 3 | 1 | - | - | 1 | 13 | - |
| Municipal Councils | 7 | - | 1 | - | 2 | - | - | - | 1 | 3 | - |
| District Councils | 13 | - | - | 1 | 1 | 1 | - | - | - | 10 | - |
| Publicly owned and/or controlled enterprises | 769 | 18 | 52 | 236 | 109 | 82 | - | 89 | 40 | 143 | - |
| Privately owned business | | | | | | | | | | | |
| Export Oriented Enterprises | 68 | 1 | 2 | 10 | 4 | 3 | 1 | 14 | 21 | 12 | - |
| Other | 10,961 | 368 | 510 | 271 | 295 | 1,835 | 4,287 | 1,952 | 451 | 985 | 7 |
| Private household services | 619 | - | - | - | - | 119 | 61 | - | - | 439 | - |
| Not stated | 14 | - | 1 | - | - | - | - | - | - | 1 | 12 |
| Male | 9,524 | 264 | 404 | 646 | 226 | 1,680 | 2,504 | 1,787 | 586 | 1,415 | 12 |
| Central Government | 2,135 | 32 | 166 | 255 | 54 | 720 | 58 | 143 | 122 | 585 | - |
| Local Government | 16 | - | - | 1 | 2 | 1 | - | - | 1 | 11 | - |
| Municipal Councils | 5 | - | - | - | 1 | - | - | - | 1 | 3 | - |
| District Councils | 11 | - | - | 1 | 1 | 1 | - | - | - | 8 | - |
| Publicly owned and/or controlled enterprises | 608 | 10 | 24 | 197 | 60 | 62 | - | 87 | 40 | 128 | - |
| Privately owned business | | | | | | | | | | | |
| Export Oriented Enterprise | 29 | 1 | 1 | 4 | 4 | 1 | 1 | 7 | 5 | 5 | - |
| Other | 6,635 | 221 | 213 | 189 | 106 | 892 | 2,391 | 1,550 | 418 | 652 | 3 |
| Private household services | 91 | - | - | - | - | 4 | 54 | - | - | 33 | - |
| Not stated | 10 | - | - | - | - | - | - | - | - | 1 | 9 |
| Female | 5,891 | 166 | 504 | 351 | 379 | 1,190 | 1,904 | 422 | 49 | 918 | 8 |
| Central Government | 829 | 11 | 176 | 224 | 140 | 110 | 1 | 11 | - | 155 | 1 |
| Local Government | 4 | - | 1 | - | 1 | - | - | - | - | 2 | - |
| Municipal Councils | 2 | - | 1 | - | 1 | - | - | - | - | - | - |
| District Councils | 2 | - | - | - | - | - | - | - | - | 2 | - |
| Publicly owned and/or controlled enterprises | 161 | 8 | 28 | 39 | 49 | 20 | - | 2 | - | 15 | - |
| Privately owned business | | | | | | | | | | | |
| Export Oriented Enterprise | 39 | - | 1 | 6 | - | 2 | - | 7 | 16 | 7 | - |
| Other | 4,326 | 147 | 297 | 82 | 189 | 943 | 1,896 | 402 | 33 | 333 | 4 |
| Private household services | 528 | - | - | - | - | 115 | 7 | - | - | 406 | - |
| Not stated | 4 | - | 1 | - | - | - | - | - | - | - | 3 |

Table CA10 - Currently employed population 16 years of age and over by employment status, age and sex

| Country, Island, Age (in years) and Sex | Total | Employment status | | | | | | | |
|---|---------|-------------------|----------------------|----------------------|---|------------|----------------------------|-----------------------------------|--------------------------|
| | | Self-employed | | Employee | | | Unpaid family worker | Member of producers' co-op. | Other & not stated |
| | | With employees | Without employees | Paid by the month | Paid by day, week, fortnight, job | Apprentice | | | |
| Republic of Mauritius | | | | | | | | | |
| Both sexes | | | | | | | | | |
| Total (16+) | 522,198 | 22,698 | 66,374 | 363,602 | 59,402 | 1,396 | 6,214 | 254 | 2,258 |
| 16 - 19 | 10,582 | 74 | 594 | 7,148 | 2,137 | 368 | 238 | 5 | 18 |
| 20 - 24 | 49,946 | 620 | 2,394 | 39,783 | 5,703 | 639 | 562 | 17 | 228 |
| 25 - 29 | 67,568 | 1,365 | 4,615 | 53,194 | 7,000 | 188 | 646 | 25 | 535 |
| 30 - 34 | 76,406 | 2,645 | 8,184 | 55,789 | 8,496 | 77 | 784 | 28 | 403 |
| 35 - 39 | 64,990 | 2,918 | 8,532 | 44,726 | 7,677 | 32 | 737 | 26 | 342 |
| 40 - 44 | 65,339 | 3,405 | 9,723 | 43,233 | 7,794 | 31 | 835 | 23 | 295 |
| 45 - 49 | 68,551 | 4,007 | 11,412 | 44,085 | 7,962 | 24 | 859 | 45 | 157 |
| 50 - 54 | 55,820 | 3,311 | 8,846 | 36,988 | 5,934 | 22 | 565 | 47 | 107 |
| 55 - 59 | 41,335 | 2,165 | 6,025 | 28,395 | 4,217 | 8 | 438 | 21 | 66 |
| 60 - 64 | 14,072 | 1,144 | 3,259 | 7,709 | 1,638 | 5 | 264 | 6 | 47 |
| 65 - 69 | 4,318 | 522 | 1,467 | 1,627 | 519 | - | 150 | 7 | 26 |
| 70 - 74 | 1,938 | 283 | 752 | 596 | 204 | 2 | 85 | 1 | 15 |
| 75+ | 1,333 | 239 | 571 | 329 | 121 | - | 51 | 3 | 19 |
| Male | | | | | | | | | |
| Total (16+) | 337,070 | 18,642 | 52,842 | 218,844 | 42,884 | 958 | 1,521 | 163 | 1,216 |
| 16 - 19 | 7,095 | 61 | 538 | 4,200 | 1,822 | 289 | 169 | 3 | 13 |
| 20 - 24 | 29,961 | 517 | 2,053 | 21,748 | 4,729 | 435 | 334 | 12 | 133 |
| 25 - 29 | 40,309 | 1,094 | 3,761 | 29,319 | 5,453 | 122 | 286 | 13 | 261 |
| 30 - 34 | 48,031 | 2,142 | 6,510 | 32,407 | 6,499 | 48 | 194 | 19 | 212 |
| 35 - 39 | 41,259 | 2,364 | 6,843 | 26,061 | 5,674 | 16 | 106 | 20 | 175 |
| 40 - 44 | 42,023 | 2,777 | 7,729 | 25,781 | 5,473 | 13 | 87 | 14 | 149 |
| 45 - 49 | 45,649 | 3,330 | 9,075 | 27,509 | 5,512 | 14 | 75 | 30 | 104 |
| 50 - 54 | 38,331 | 2,712 | 7,038 | 24,492 | 3,914 | 14 | 66 | 30 | 65 |
| 55 - 59 | 29,135 | 1,821 | 4,678 | 20,012 | 2,512 | 4 | 55 | 12 | 41 |
| 60 - 64 | 9,810 | 954 | 2,431 | 5,486 | 852 | 2 | 57 | 3 | 25 |
| 65 - 69 | 3,069 | 423 | 1,143 | 1,164 | 277 | - | 40 | 6 | 16 |
| 70 - 74 | 1,379 | 234 | 581 | 428 | 101 | 1 | 27 | - | 7 |
| 75+ | 1,019 | 213 | 462 | 237 | 66 | - | 25 | 1 | 15 |
| Female | | | | | | | | | |
| Total (16+) | 185,128 | 4,056 | 13,532 | 144,758 | 16,518 | 438 | 4,693 | 91 | 1,042 |
| 16 - 19 | 3,487 | 13 | 56 | 2,948 | 315 | 79 | 69 | 2 | 5 |
| 20 - 24 | 19,985 | 103 | 341 | 18,035 | 974 | 204 | 228 | 5 | 95 |
| 25 - 29 | 27,259 | 271 | 854 | 23,875 | 1,547 | 66 | 360 | 12 | 274 |
| 30 - 34 | 28,375 | 503 | 1,674 | 23,382 | 1,997 | 29 | 590 | 9 | 191 |
| 35 - 39 | 23,731 | 554 | 1,689 | 18,665 | 2,003 | 16 | 631 | 6 | 167 |
| 40 - 44 | 23,316 | 628 | 1,994 | 17,452 | 2,321 | 18 | 748 | 9 | 146 |
| 45 - 49 | 22,902 | 677 | 2,337 | 16,576 | 2,450 | 10 | 784 | 15 | 53 |
| 50 - 54 | 17,489 | 599 | 1,808 | 12,496 | 2,020 | 8 | 499 | 17 | 42 |
| 55 - 59 | 12,200 | 344 | 1,347 | 8,383 | 1,705 | 4 | 383 | 9 | 25 |
| 60 - 64 | 4,262 | 190 | 828 | 2,223 | 786 | 3 | 207 | 3 | 22 |
| 65 - 69 | 1,249 | 99 | 324 | 463 | 242 | - | 110 | 1 | 10 |
| 70 - 74 | 559 | 49 | 171 | 168 | 103 | 1 | 58 | 1 | 8 |
| 75+ | 314 | 26 | 109 | 92 | 55 | - | 26 | 2 | 4 |

Table CA10 - Currently employed population 16 years of age and over by employment status, age and sex

| Country, Island, Age (in years) and Sex | Total | Employment status | | | | | | | |
|---|---------|-------------------|----------------------|----------------------|---|------------|----------------------------|-----------------------------------|--------------------------|
| | | Self-employed | | Employee | | | Unpaid family worker | Member of producers' co-op. | Other & not stated |
| | | With employees | Without employees | Paid by the month | Paid by day, week, fortnight, job | Apprentice | | | |
| Island of Mauritius | | | | | | | | | |
| Both sexes | | | | | | | | | |
| Total (16+) | 506,783 | 22,088 | 61,179 | 355,933 | 58,083 | 1,324 | 5,715 | 228 | 2,233 |
| 16 - 19 | 10,231 | 74 | 493 | 7,021 | 2,061 | 353 | 207 | 5 | 17 |
| 20 - 24 | 48,566 | 600 | 2,107 | 39,041 | 5,471 | 605 | 500 | 16 | 226 |
| 25 - 29 | 65,465 | 1,337 | 4,157 | 51,856 | 6,810 | 176 | 576 | 23 | 530 |
| 30 - 34 | 73,975 | 2,565 | 7,418 | 54,481 | 8,287 | 71 | 731 | 25 | 397 |
| 35 - 39 | 62,970 | 2,823 | 7,850 | 43,689 | 7,512 | 32 | 699 | 23 | 342 |
| 40 - 44 | 63,484 | 3,319 | 8,997 | 42,389 | 7,650 | 30 | 786 | 19 | 294 |
| 45 - 49 | 66,859 | 3,900 | 10,707 | 43,425 | 7,805 | 22 | 807 | 38 | 155 |
| 50 - 54 | 54,277 | 3,238 | 8,329 | 36,175 | 5,834 | 21 | 536 | 41 | 103 |
| 55 - 59 | 40,339 | 2,128 | 5,766 | 27,754 | 4,196 | 7 | 402 | 21 | 65 |
| 60 - 64 | 13,623 | 1,116 | 2,992 | 7,590 | 1,623 | 5 | 244 | 6 | 47 |
| 65 - 69 | 4,017 | 500 | 1,252 | 1,600 | 514 | - | 119 | 7 | 25 |
| 70 - 74 | 1,763 | 259 | 631 | 586 | 200 | 2 | 69 | 1 | 15 |
| 75+ | 1,214 | 229 | 480 | 326 | 120 | - | 39 | 3 | 17 |
| Male | | | | | | | | | |
| Total (16+) | 327,546 | 18,215 | 49,911 | 213,967 | 41,784 | 915 | 1,403 | 153 | 1,198 |
| 16 - 19 | 6,857 | 61 | 458 | 4,137 | 1,757 | 279 | 150 | 3 | 12 |
| 20 - 24 | 29,112 | 506 | 1,858 | 21,355 | 4,528 | 416 | 306 | 12 | 131 |
| 25 - 29 | 39,042 | 1,070 | 3,492 | 28,533 | 5,295 | 114 | 266 | 13 | 259 |
| 30 - 34 | 46,542 | 2,086 | 6,050 | 31,628 | 6,325 | 44 | 183 | 18 | 208 |
| 35 - 39 | 40,022 | 2,292 | 6,435 | 25,446 | 5,539 | 16 | 101 | 18 | 175 |
| 40 - 44 | 40,917 | 2,714 | 7,307 | 25,276 | 5,360 | 13 | 85 | 13 | 149 |
| 45 - 49 | 44,604 | 3,254 | 8,670 | 27,096 | 5,371 | 12 | 73 | 26 | 102 |
| 50 - 54 | 37,307 | 2,662 | 6,809 | 23,839 | 3,832 | 14 | 61 | 28 | 62 |
| 55 - 59 | 28,470 | 1,797 | 4,606 | 19,462 | 2,498 | 4 | 51 | 12 | 40 |
| 60 - 64 | 9,547 | 939 | 2,291 | 5,395 | 841 | 2 | 51 | 3 | 25 |
| 65 - 69 | 2,904 | 412 | 1,019 | 1,144 | 275 | - | 33 | 6 | 15 |
| 70 - 74 | 1,274 | 216 | 510 | 420 | 97 | 1 | 23 | - | 7 |
| 75+ | 948 | 206 | 406 | 236 | 66 | - | 20 | 1 | 13 |
| Female | | | | | | | | | |
| Total (16+) | 179,237 | 3,873 | 11,268 | 141,966 | 16,299 | 409 | 4,312 | 75 | 1,035 |
| 16 - 19 | 3,374 | 13 | 35 | 2,884 | 304 | 74 | 57 | 2 | 5 |
| 20 - 24 | 19,454 | 94 | 249 | 17,686 | 943 | 189 | 194 | 4 | 95 |
| 25 - 29 | 26,423 | 267 | 665 | 23,323 | 1,515 | 62 | 310 | 10 | 271 |
| 30 - 34 | 27,433 | 479 | 1,368 | 22,853 | 1,962 | 27 | 548 | 7 | 189 |
| 35 - 39 | 22,948 | 531 | 1,415 | 18,243 | 1,973 | 16 | 598 | 5 | 167 |
| 40 - 44 | 22,567 | 605 | 1,690 | 17,113 | 2,290 | 17 | 701 | 6 | 145 |
| 45 - 49 | 22,255 | 646 | 2,037 | 16,329 | 2,434 | 10 | 734 | 12 | 53 |
| 50 - 54 | 16,970 | 576 | 1,520 | 12,336 | 2,002 | 7 | 475 | 13 | 41 |
| 55 - 59 | 11,869 | 331 | 1,160 | 8,292 | 1,698 | 3 | 351 | 9 | 25 |
| 60 - 64 | 4,076 | 177 | 701 | 2,195 | 782 | 3 | 193 | 3 | 22 |
| 65 - 69 | 1,113 | 88 | 233 | 456 | 239 | - | 86 | 1 | 10 |
| 70 - 74 | 489 | 43 | 121 | 166 | 103 | 1 | 46 | 1 | 8 |
| 75+ | 266 | 23 | 74 | 90 | 54 | - | 19 | 2 | 4 |

Table CA10 - Currently employed population 16 years of age and over by employment status, age and sex

| Country, Island, Age (in years) and Sex | Total | Employment status | | | | | | | |
|---|--------|-------------------|----------------------|----------------------|---|------------|----------------------------|-----------------------------------|--------------------------|
| | | Self-employed | | Employee | | | Unpaid family worker | Member of producers' co-op. | Other & not stated |
| | | With employees | Without employees | Paid by the month | Paid by day, week, fortnight, job | Apprentice | | | |
| Island of Rodrigues | | | | | | | | | |
| Both sexes | | | | | | | | | |
| Total (16+) | 15,415 | 610 | 5,195 | 7,669 | 1,319 | 72 | 499 | 26 | 25 |
| 16 - 19 | 351 | - | 101 | 127 | 76 | 15 | 31 | - | 1 |
| 20 - 24 | 1,380 | 20 | 287 | 742 | 232 | 34 | 62 | 1 | 2 |
| 25 - 29 | 2,103 | 28 | 458 | 1,338 | 190 | 12 | 70 | 2 | 5 |
| 30 - 34 | 2,431 | 80 | 766 | 1,308 | 209 | 6 | 53 | 3 | 6 |
| 35 - 39 | 2,020 | 95 | 682 | 1,037 | 165 | - | 38 | 3 | - |
| 40 - 44 | 1,855 | 86 | 726 | 844 | 144 | 1 | 49 | 4 | 1 |
| 45 - 49 | 1,692 | 107 | 705 | 660 | 157 | 2 | 52 | 7 | 2 |
| 50 - 54 | 1,543 | 73 | 517 | 813 | 100 | 1 | 29 | 6 | 4 |
| 55 - 59 | 996 | 37 | 259 | 641 | 21 | 1 | 36 | - | 1 |
| 60 - 64 | 449 | 28 | 267 | 119 | 15 | - | 20 | - | - |
| 65 - 69 | 301 | 22 | 215 | 27 | 5 | - | 31 | - | 1 |
| 70 - 74 | 175 | 24 | 121 | 10 | 4 | - | 16 | - | - |
| 75+ | 119 | 10 | 91 | 3 | 1 | - | 12 | - | 2 |
| Male | | | | | | | | | |
| Total (16+) | 9,524 | 427 | 2,931 | 4,877 | 1,100 | 43 | 118 | 10 | 18 |
| 16 - 19 | 238 | - | 80 | 63 | 65 | 10 | 19 | - | 1 |
| 20 - 24 | 849 | 11 | 195 | 393 | 201 | 19 | 28 | - | 2 |
| 25 - 29 | 1,267 | 24 | 269 | 786 | 158 | 8 | 20 | - | 2 |
| 30 - 34 | 1,489 | 56 | 460 | 779 | 174 | 4 | 11 | 1 | 4 |
| 35 - 39 | 1,237 | 72 | 408 | 615 | 135 | - | 5 | 2 | - |
| 40 - 44 | 1,106 | 63 | 422 | 505 | 113 | - | 2 | 1 | - |
| 45 - 49 | 1,045 | 76 | 405 | 413 | 141 | 2 | 2 | 4 | 2 |
| 50 - 54 | 1,024 | 50 | 229 | 653 | 82 | - | 5 | 2 | 3 |
| 55 - 59 | 665 | 24 | 72 | 550 | 14 | - | 4 | - | 1 |
| 60 - 64 | 263 | 15 | 140 | 91 | 11 | - | 6 | - | - |
| 65 - 69 | 165 | 11 | 124 | 20 | 2 | - | 7 | - | 1 |
| 70 - 74 | 105 | 18 | 71 | 8 | 4 | - | 4 | - | - |
| 75+ | 71 | 7 | 56 | 1 | - | - | 5 | - | 2 |
| Female | | | | | | | | | |
| Total (16+) | 5,891 | 183 | 2,264 | 2,792 | 219 | 29 | 381 | 16 | 7 |
| 16 - 19 | 113 | - | 21 | 64 | 11 | 5 | 12 | - | - |
| 20 - 24 | 531 | 9 | 92 | 349 | 31 | 15 | 34 | 1 | - |
| 25 - 29 | 836 | 4 | 189 | 552 | 32 | 4 | 50 | 2 | 3 |
| 30 - 34 | 942 | 24 | 306 | 529 | 35 | 2 | 42 | 2 | 2 |
| 35 - 39 | 783 | 23 | 274 | 422 | 30 | - | 33 | 1 | - |
| 40 - 44 | 749 | 23 | 304 | 339 | 31 | 1 | 47 | 3 | 1 |
| 45 - 49 | 647 | 31 | 300 | 247 | 16 | - | 50 | 3 | - |
| 50 - 54 | 519 | 23 | 288 | 160 | 18 | 1 | 24 | 4 | 1 |
| 55 - 59 | 331 | 13 | 187 | 91 | 7 | 1 | 32 | - | - |
| 60 - 64 | 186 | 13 | 127 | 28 | 4 | - | 14 | - | - |
| 65 - 69 | 136 | 11 | 91 | 7 | 3 | - | 24 | - | - |
| 70 - 74 | 70 | 6 | 50 | 2 | - | - | 12 | - | - |
| 75+ | 48 | 3 | 35 | 2 | 1 | - | 7 | - | - |

Table CA11- Currently employed population 16 years of age and over by employment status, industry(section and division) and sex

| Country, Island, Industry (section & division) and Sex | Total | Employment status | | | | | | | |
|---|---------|-------------------|----------------------|----------------------|---|------------|----------------------------|-----------------------------------|--------------------------|
| | | Self-employed | | Employee | | | Unpaid family worker | Member of producers' co-op. | Other & not stated |
| | | With employees | Without employees | Paid by the month | Paid by day, week, fortnight, job | Apprentice | | | |
| Republic of Mauritius | | | | | | | | | |
| Both sexes | 522,198 | 22,698 | 66,374 | 363,602 | 59,402 | 1,396 | 6,214 | 254 | 2,258 |
| Section A - Agriculture,forestry and fishing | 36,648 | 1,994 | 11,182 | 14,506 | 7,851 | 13 | 991 | 81 | 30 |
| 01.Crop and animal production, hunting and related service activities. | 31,263 | 1,796 | 7,556 | 13,578 | 7,283 | 10 | 968 | 49 | 23 |
| 02.Forestry and logging. | 714 | 11 | 34 | 602 | 64 | - | 1 | - | 2 |
| 03.Fishing and aquaculture | 4,671 | 187 | 3,592 | 326 | 504 | 3 | 22 | 32 | 5 |
| Section B - Mining and quarrying. | 1,120 | 27 | 29 | 888 | 175 | - | - | 1 | - |
| 05.Mining of coal and lignite. | - | - | - | - | - | - | - | - | - |
| 06.Extraction of crude petroleum and natural gas | 1 | - | - | 1 | - | - | - | - | - |
| 07.Mining of metal ores. | - | - | - | - | - | - | - | - | - |
| 08.Other mining and quarrying. | 1,118 | 27 | 29 | 886 | 175 | - | - | 1 | - |
| 09.Mining support service activities . . | 1 | - | - | 1 | - | - | - | - | - |
| Section C - Manufacturing | 96,769 | 3,557 | 8,550 | 69,475 | 13,702 | 230 | 612 | 41 | 602 |
| 10.Manufacture of food products. | 14,482 | 480 | 593 | 11,275 | 1,909 | 20 | 150 | 8 | 47 |
| 11.Manufacture of beverages. | 3,245 | 18 | 8 | 3,110 | 98 | 3 | 2 | 3 | 3 |
| 12.Manufacture of tobacco products . . . | 21 | - | - | 19 | 2 | - | - | - | - |
| 13.Manufacture of textiles | 2,928 | 87 | 183 | 2,445 | 183 | 5 | 23 | 1 | 1 |
| 14.Manufacture of wearing apparel. . . . | 42,457 | 746 | 2,450 | 31,136 | 7,422 | 26 | 161 | 12 | 504 |
| 15.Manufacture of leather & related products | 1,358 | 79 | 185 | 921 | 142 | 3 | 26 | - | 2 |
| 16.Manufacture of wood & of products of wood & cork, except furniture; manufacture of articles of straw & plaiting materials. | 1,195 | 78 | 227 | 679 | 188 | 10 | 8 | 1 | 4 |
| 17.Manufacture of paper & paper products | 622 | 18 | 10 | 548 | 38 | - | 5 | - | 3 |
| 18.Printing & reproduction of recorded media | 2,638 | 139 | 74 | 2,286 | 104 | 9 | 23 | - | 3 |
| 19.Manufacture of coke and refined petroleum products | 86 | 1 | - | 85 | - | - | - | - | - |
| 20.Manufacture of chemicals & chemical products | 2,260 | 28 | 6 | 2,138 | 82 | 3 | 1 | - | 2 |
| 21.Manufacture of basic pharmaceutical products & pharmaceutical preparations | 121 | 2 | 1 | 117 | 1 | - | - | - | - |
| 22.Manufacture of rubber & plastic products | 1,597 | 55 | 33 | 1,317 | 183 | 4 | 2 | - | 3 |
| 23.Manufacture of other non-metallic mineral products | 2,667 | 42 | 80 | 2,257 | 276 | 1 | 8 | 2 | 1 |
| 24.Manufacturing of basic metals | 291 | 9 | 11 | 243 | 27 | 1 | - | - | - |
| 25.Manufacture of fabricated metal products,except machinery & equipment | 6,639 | 719 | 1,639 | 2,998 | 1,149 | 72 | 50 | 2 | 10 |
| 26.Man of computer,electronic & optical.products | 1,455 | 11 | 6 | 1,407 | 29 | 1 | 1 | - | - |
| 27.Manufacture of electrical equipment . | 176 | 4 | 1 | 163 | 8 | - | - | - | - |
| 28.Manufacture of machinery & equipment.n.e.c | 272 | 1 | 1 | 264 | 6 | - | - | - | - |
| 29.Man. of motor vehicles, trailers & semi-trailers | 206 | 20 | 7 | 144 | 26 | - | 2 | - | 7 |
| 30.Manufacture of other transport equipment | 510 | 8 | 13 | 428 | 53 | 4 | 3 | - | 1 |
| 31.Manufacture of furniture. | 6,766 | 724 | 2,269 | 2,179 | 1,471 | 49 | 64 | 4 | 6 |
| 32.Other manufacturing | 4,058 | 233 | 575 | 2,906 | 238 | 17 | 78 | 7 | 4 |
| 33.Repair & installation of machinery and equipment | 719 | 55 | 178 | 410 | 67 | 2 | 5 | 1 | 1 |
| Section D - Electricity, gas, steam & air conditioning supply. | 2,289 | 8 | 2 | 2,252 | 18 | 9 | - | - | - |
| 35.Electricity, gas, steam & air conditioning supply | 2,289 | 8 | 2 | 2,252 | 18 | 9 | - | - | - |

Table CA11- Currently employed population 16 years of age and over by employment status, industry(section and division) and sex

| Country, Island, Industry (section & division) and Sex | Total | Employment status | | | | | | | |
|--|--------|-------------------|----------------------|----------------------|---|------------|----------------------------|-----------------------------------|--------------------------|
| | | Self-employed | | Employee | | | Unpaid family worker | Member of producers' co-op. | Other & not stated |
| | | With employees | Without employees | Paid by the month | Paid by day, week, fortnight, job | Apprentice | | | |
| Republic of Mauritius | | | | | | | | | |
| Section E - Water supply,sewerage,waste management & remediation activities. | 3,189 | 52 | 50 | 2,924 | 154 | 7 | - | 1 | 1 |
| 36.Water collection,treatment & supply | 1,659 | 3 | 1 | 1,612 | 39 | 2 | - | 1 | 1 |
| 37.Sewerage. | 561 | 11 | 5 | 523 | 20 | 2 | - | - | - |
| 38.Waste collection,treatment & disposal activities; materials recovery. | 968 | 38 | 44 | 788 | 95 | 3 | - | - | - |
| 39.Remediation activities & other waste management services. | 1 | - | - | 1 | - | - | - | - | - |
| Section F - Construction. | 52,976 | 3,862 | 11,529 | 16,444 | 20,496 | 153 | 82 | 15 | 395 |
| 41.Construction of buildings | 36,048 | 3,006 | 8,580 | 6,901 | 17,035 | 104 | 52 | 10 | 360 |
| 42.Civil engineering | 2,762 | 71 | 30 | 2,140 | 504 | 5 | 5 | 2 | 5 |
| 43.Specialised construction activities | 14,166 | 785 | 2,919 | 7,403 | 2,957 | 44 | 25 | 3 | 30 |
| Section G - Wholesale & retail trade,repair of motor vehicles & motorcycles. | 73,235 | 6,311 | 17,890 | 41,171 | 4,460 | 205 | 3,052 | 41 | 105 |
| 45.Wholesale and retail trade and repair of motor vehicles & motorcycles. | 9,834 | 963 | 2,359 | 5,203 | 1,101 | 103 | 92 | 1 | 12 |
| 46.Wholesale trade, except for m.vehicles & m.cycles | 13,048 | 934 | 952 | 10,375 | 579 | 28 | 167 | 1 | 12 |
| 47.Retail trade, except for m.vehicles & m.cycles | 50,353 | 4,414 | 14,579 | 25,593 | 2,780 | 74 | 2,793 | 39 | 81 |
| Section H - Transportation and storage. | 31,860 | 1,613 | 7,616 | 18,770 | 3,644 | 26 | 159 | 10 | 22 |
| 49.Land transport and transport via pipelines | 20,390 | 1,435 | 7,447 | 8,052 | 3,280 | 11 | 146 | 7 | 12 |
| 50.Water transport | 1,013 | 64 | 97 | 744 | 99 | 2 | 4 | - | 3 |
| 51.Air transport | 2,393 | 3 | 1 | 2,365 | 14 | 6 | - | 1 | 3 |
| 52.Warehousing & support act. for transportation | 6,522 | 108 | 70 | 6,082 | 241 | 6 | 9 | 2 | 4 |
| 53.Postal and courier activities | 1,542 | 3 | 1 | 1,527 | 10 | 1 | - | - | - |
| Section I - Accomodation and food service activities | 39,580 | 1,580 | 3,617 | 31,505 | 1,791 | 111 | 928 | 12 | 36 |
| 55.Accomodation. | 25,853 | 207 | 203 | 24,737 | 556 | 93 | 31 | 3 | 23 |
| 56.Food and beverage service activities. | 13,727 | 1,373 | 3,414 | 6,768 | 1,235 | 18 | 897 | 9 | 13 |
| Section J - Information and communication | 11,395 | 172 | 236 | 10,772 | 142 | 44 | 14 | 1 | 14 |
| 58.Publishing activities | 1,398 | 17 | 18 | 1,314 | 40 | 6 | 3 | - | - |
| 59.Motion picture, video and TV programme production, sound recording and music publishing.activities | 253 | 29 | 50 | 159 | 11 | 2 | 1 | - | 1 |
| 60.Programming and broadcasting activities | 1,014 | 3 | - | 997 | 9 | 5 | - | - | - |
| 61.Telecommunications. | 3,514 | 27 | 19 | 3,409 | 34 | 16 | 4 | - | 5 |
| 62.Computer programming, consultancy & related act. | 3,975 | 72 | 109 | 3,736 | 33 | 13 | 4 | - | 8 |
| 63.Information service activities. | 1,241 | 24 | 40 | 1,157 | 15 | 2 | 2 | 1 | - |
| Section K - Financial and insurance activities | 14,273 | 114 | 77 | 13,865 | 101 | 52 | 11 | 5 | 48 |
| 64.Financial service activities, except insurance & pension funding | 9,403 | 28 | 24 | 9,265 | 36 | 35 | 4 | 4 | 7 |
| 65.Insurance,reinsurance and pension funding, except compulsory social security. | 3,692 | 55 | 27 | 3,496 | 59 | 12 | 7 | 1 | 35 |
| 66.Activities auxilliary to financial service and insurance activities. | 1,178 | 31 | 26 | 1,104 | 6 | 5 | - | - | 6 |
| Section L - Real estate activities. | 1,586 | 134 | 196 | 1,182 | 43 | 1 | 19 | 2 | 9 |
| 68.Real estate activities. | 1,586 | 134 | 196 | 1,182 | 43 | 1 | 19 | 2 | 9 |

Table CA11- Currently employed population 16 years of age and over by employment status, industry(section and division) and sex

| Country, Island, Industry (section & division) and Sex | Total | Employment status | | | | | | | |
|--|--------|-------------------|----------------------|----------------------|---|------------|----------------------------|-----------------------------------|--------------------------|
| | | Self-employed | | Employee | | | Unpaid family worker | Member of producers' co-op. | Other & not stated |
| | | With employees | Without employees | Paid by the month | Paid by day, week, fortnight, job | Apprentice | | | |
| Republic of Mauritius | | | | | | | | | |
| Section M - Professional, scientific & technical act. | 12,642 | 859 | 942 | 10,276 | 349 | 96 | 63 | 3 | 54 |
| 69.Legal and accounting activities . . . | 4,205 | 343 | 252 | 3,474 | 52 | 55 | 19 | 1 | 9 |
| 70.Act.of head offices;management consultancy act. | 886 | 66 | 60 | 727 | 13 | 7 | 6 | - | 7 |
| 71.Architectural and engineering activities;technical testing & analysis. | 3,224 | 165 | 154 | 2,716 | 138 | 21 | 7 | - | 23 |
| 72.Scientific research and development . | 942 | 4 | 5 | 910 | 18 | 4 | - | - | 1 |
| 73.Advertising and market research . . . | 1,409 | 110 | 92 | 1,154 | 35 | 5 | 5 | 1 | 7 |
| 74.Other professional, scientific and technical act. | 1,851 | 168 | 376 | 1,180 | 91 | 4 | 26 | 1 | 5 |
| 75.Veterinary activities | 125 | 3 | 3 | 115 | 2 | - | - | - | 2 |
| Section N - Administrative and support service act. | 22,803 | 580 | 571 | 20,459 | 1,085 | 30 | 57 | 2 | 19 |
| 77.Rental and leasing activities | 1,343 | 191 | 185 | 597 | 351 | 1 | 13 | 1 | 4 |
| 78.Employment activities | 140 | 9 | 12 | 112 | 6 | - | - | - | 1 |
| 79.Travel agency,tour operator,reservation service and related activities. | 2,980 | 137 | 141 | 2,604 | 76 | 5 | 10 | 1 | 6 |
| 80.Security and investigation activities | 6,691 | 58 | 31 | 6,483 | 105 | 5 | 8 | - | 1 |
| 81.Services to buildings and landscape activities | 5,264 | 107 | 152 | 4,564 | 423 | 3 | 13 | - | 2 |
| 82.Office administrative,office support and other business support activities | 6,385 | 78 | 50 | 6,099 | 124 | 16 | 13 | - | 5 |
| Section O - Public administration and defence; compulsory social security. . | 37,684 | 43 | 22 | 37,211 | 204 | 162 | 12 | 9 | 21 |
| 84.Public administration and defence;compulsory social security | 37,684 | 43 | 22 | 37,211 | 204 | 162 | 12 | 9 | 21 |
| Section P - Education | 30,478 | 493 | 463 | 29,126 | 235 | 85 | 30 | 6 | 40 |
| 85.Education | 30,478 | 493 | 463 | 29,126 | 235 | 85 | 30 | 6 | 40 |
| Section Q - Human health and social work.activities | 18,537 | 265 | 436 | 17,507 | 163 | 82 | 15 | 5 | 64 |
| 86.Human health activities | 15,295 | 223 | 360 | 14,496 | 118 | 67 | 10 | 4 | 17 |
| 87.Residential care activities | 836 | 11 | 4 | 784 | 12 | 3 | - | - | 22 |
| 88.Social work activities without accomodation | 2,406 | 31 | 72 | 2,227 | 33 | 12 | 5 | 1 | 25 |
| Section R - Arts, entertainment and recreation | 6,153 | 297 | 355 | 5,037 | 410 | 9 | 31 | 4 | 10 |
| 90.Creative,arts and entertainment activities | 507 | 67 | 147 | 195 | 92 | 1 | 4 | 1 | - |
| 91.Libraries, archives,museums and other cultural act | 626 | 6 | 6 | 589 | 22 | 1 | - | 2 | - |
| 92.Gambling and betting activities . . . | 2,629 | 68 | 37 | 2,349 | 159 | 1 | 12 | - | 3 |
| 93.Sports activities and amusement and recreation act | 2,391 | 156 | 165 | 1,904 | 137 | 6 | 15 | 1 | 7 |
| Section S - Other service activities. . . | 7,910 | 650 | 2,292 | 4,063 | 635 | 69 | 93 | 8 | 100 |
| 94.Activities of membership organisations | 2,244 | 17 | 139 | 1,856 | 105 | 10 | 14 | 6 | 97 |
| 95.Repair of computers and personal household goods | 1,348 | 151 | 725 | 311 | 126 | 8 | 26 | - | 1 |
| 96.Other personal service activities . . | 4,318 | 482 | 1,428 | 1,896 | 404 | 51 | 53 | 2 | 2 |
| Section T - Activities of households as employers | 19,686 | 59 | 275 | 15,620 | 3,689 | 10 | 22 | 3 | 8 |
| 97.Activities of households as employers of domestic personnel. | 19,686 | 59 | 275 | 15,620 | 3,689 | 10 | 22 | 3 | 8 |
| Section U - Activities of extraterritorial organisations and bodies. . . | 341 | 1 | 1 | 321 | 16 | - | - | - | 2 |
| 99.Activities of extraterritorial organisations and bodies. | 341 | 1 | 1 | 321 | 16 | - | - | - | 2 |
| Not stated. | 1,044 | 27 | 43 | 228 | 39 | 2 | 23 | 4 | 678 |

Table CA11- Currently employed population 16 years of age and over by employment status, industry(section and division) and sex

| Country, Island, Industry (section & division) and Sex | Total | Employment status | | | | | | | |
|---|---------|-------------------|----------------------|----------------------|---|------------|----------------------------|-----------------------------------|--------------------------|
| | | Self-employed | | Employee | | | Unpaid family worker | Member of producers' co-op. | Other & not stated |
| | | With employees | Without employees | Paid by the month | Paid by day, week, fortnight, job | Apprentice | | | |
| Republic of Mauritius | | | | | | | | | |
| Male | 337,070 | 18,642 | 52,842 | 218,844 | 42,884 | 958 | 1,521 | 163 | 1,216 |
| Section A - Agriculture,forestry and fishing | 27,360 | 1,757 | 8,539 | 12,191 | 4,519 | 8 | 263 | 61 | 22 |
| 01.Crop and animal production, hunting and related service activities | 22,234 | 1,566 | 5,064 | 11,341 | 3,966 | 6 | 247 | 29 | 15 |
| 02.Forestry and logging. | 697 | 11 | 34 | 586 | 63 | - | 1 | - | 2 |
| 03.Fishing and aquaculture | 4,429 | 180 | 3,441 | 264 | 490 | 2 | 15 | 32 | 5 |
| Section B - Mining and quarrying. | 1,010 | 26 | 29 | 779 | 175 | - | - | 1 | - |
| 05.Mining of coal and lignite. | - | - | - | - | - | - | - | - | - |
| 06.Extraction of crude petroleum and natural gas | 1 | - | - | 1 | - | - | - | - | - |
| 07.Mining of metal ores. | - | - | - | - | - | - | - | - | - |
| 08.Other mining and quarrying. | 1,008 | 26 | 29 | 777 | 175 | - | - | 1 | - |
| 09.Mining support service activities | 1 | - | - | 1 | - | - | - | - | - |
| Section C - Manufacturing | 55,590 | 3,067 | 6,523 | 38,648 | 6,705 | 184 | 167 | 22 | 274 |
| 10.Manufacture of food products. | 8,830 | 369 | 325 | 7,138 | 943 | 9 | 29 | 5 | 12 |
| 11.Manufacture of beverages. | 2,681 | 14 | 5 | 2,582 | 71 | 3 | 1 | 2 | 3 |
| 12.Manufacture of tobacco products | 18 | - | - | 17 | 1 | - | - | - | - |
| 13.Manufacture of textiles | 1,803 | 67 | 98 | 1,544 | 83 | 3 | 7 | - | 1 |
| 14.Manufacture of wearing apparel. | 16,174 | 549 | 1,097 | 12,272 | 1,999 | 11 | 23 | 4 | 219 |
| 15.Manufacture of leather & related products | 608 | 62 | 153 | 317 | 65 | 2 | 8 | - | 1 |
| 16.Manufacture of wood & of products of wood & cork, except furniture; manufacture of articles of straw & plaiting materials. | 954 | 72 | 210 | 481 | 176 | 8 | 3 | 1 | 3 |
| 17.Manufacture of paper & paper products | 405 | 14 | 8 | 364 | 16 | - | - | - | 3 |
| 18.Printing & reproduction of recorded media | 1,864 | 113 | 67 | 1,590 | 78 | 8 | 5 | - | 3 |
| 19.Manufacture of coke and refined petroleum products | 74 | 1 | - | 73 | - | - | - | - | - |
| 20.Manufacture of chemicals & chemical products | 1,685 | 23 | 5 | 1,594 | 60 | 2 | - | - | 1 |
| 21.Manufacture of basic pharmaceutical products & pharmaceutical preparations | 47 | 1 | 1 | 45 | - | - | - | - | - |
| 22.Manufacture of rubber & plastic products | 1,158 | 43 | 32 | 991 | 86 | 4 | - | - | 2 |
| 23.Manufacture of other non-metallic mineral products | 2,426 | 38 | 75 | 2,042 | 265 | 1 | 3 | 2 | - |
| 24.Manufacturing of basic metals | 246 | 8 | 11 | 199 | 27 | 1 | - | - | - |
| 25.Manufacture of fabricated metal products,except machinery & equipment | 6,249 | 706 | 1,635 | 2,667 | 1,126 | 69 | 34 | 2 | 10 |
| 26.Man of computer,electronic & optical.products | 572 | 9 | 6 | 551 | 5 | 1 | - | - | - |
| 27.Manufacture of electrical equipment | 95 | 4 | 1 | 86 | 4 | - | - | - | - |
| 28.Manufacture of machinery & equipment.n.e.c | 240 | 1 | 1 | 233 | 5 | - | - | - | - |
| 29.Man. of motor vehicles, trailers & semi-trailers | 181 | 18 | 7 | 123 | 26 | - | - | - | 7 |
| 30.Manufacture of other transport equipment | 451 | 8 | 11 | 375 | 52 | 3 | 1 | - | 1 |
| 31.Manufacture of furniture. | 6,422 | 703 | 2,257 | 1,929 | 1,440 | 46 | 37 | 4 | 6 |
| 32.Other manufacturing | 1,728 | 189 | 341 | 1,058 | 112 | 11 | 15 | 1 | 1 |
| 33.Repair & installation of machinery and equipment | 679 | 55 | 177 | 377 | 65 | 2 | 1 | 1 | 1 |
| Section D - Electricity, gas, steam & air conditioning supply. | 2,113 | 7 | 2 | 2,080 | 18 | 6 | - | - | - |
| 35.Electricity, gas, steam & air conditioning supply | 2,113 | 7 | 2 | 2,080 | 18 | 6 | - | - | - |

Table CA11- Currently employed population 16 years of age and over by employment status, industry(section and division) and sex

| Country, Island, Industry (section & division) and Sex | Total | Employment status | | | | | | | |
|--|--------|-------------------|----------------------|----------------------|---|------------|----------------------------|-----------------------------------|--------------------------|
| | | Self-employed | | Employee | | | Unpaid family worker | Member of producers' co-op. | Other & not stated |
| | | With employees | Without employees | Paid by the month | Paid by day, week, fortnight, job | Apprentice | | | |
| Republic of Mauritius | | | | | | | | | |
| Section E - Water supply,sewerage,waste management & remediation activities. | 2,766 | 45 | 43 | 2,537 | 135 | 4 | - | 1 | 1 |
| 36.Water collection,treatment & supply | 1,473 | 3 | 1 | 1,434 | 33 | - | - | 1 | 1 |
| 37.Sewerage. | 458 | 11 | 5 | 422 | 19 | 1 | - | - | - |
| 38.Waste collection,treatment & disposal activities; materials recovery. | 834 | 31 | 37 | 680 | 83 | 3 | - | - | - |
| 39.Remediation activities & other waste management services. | 1 | - | - | 1 | - | - | - | - | - |
| Section F - Construction. | 51,373 | 3,806 | 11,469 | 15,370 | 20,147 | 147 | 48 | 14 | 372 |
| 41.Construction of buildings | 35,139 | 2,969 | 8,548 | 6,368 | 16,774 | 98 | 34 | 9 | 339 |
| 42.Civil engineering | 2,595 | 68 | 27 | 2,008 | 477 | 5 | 3 | 2 | 5 |
| 43.Specialised construction activities | 13,639 | 769 | 2,894 | 6,994 | 2,896 | 44 | 11 | 3 | 28 |
| Section G - Wholesale & retail trade,repair of motor vehicles & motorcycles. | 44,887 | 4,850 | 12,445 | 23,211 | 3,427 | 167 | 712 | 24 | 51 |
| 45.Wholesale and retail trade and repair of motor vehicles & motorcycles. | 8,721 | 905 | 2,310 | 4,278 | 1,079 | 100 | 37 | 1 | 11 |
| 46.Wholesale trade, except for m.vehicles & m.cycles | 9,654 | 765 | 822 | 7,513 | 488 | 21 | 35 | 1 | 9 |
| 47.Retail trade, except for m.vehicles & m.cycles | 26,512 | 3,180 | 9,313 | 11,420 | 1,860 | 46 | 640 | 22 | 31 |
| Section H - Transportation and storage. | 28,389 | 1,542 | 7,530 | 15,607 | 3,583 | 21 | 78 | 9 | 19 |
| 49.Land transport and transport via pipelines | 19,743 | 1,388 | 7,373 | 7,642 | 3,238 | 10 | 74 | 7 | 11 |
| 50.Water transport | 870 | 56 | 94 | 620 | 95 | 1 | 1 | - | 3 |
| 51.Air transport | 1,465 | 1 | 1 | 1,446 | 10 | 5 | - | - | 2 |
| 52.Warehousing & support act. for transportation | 5,293 | 95 | 61 | 4,892 | 232 | 5 | 3 | 2 | 3 |
| 53.Postal and courier activities | 1,018 | 2 | 1 | 1,007 | 8 | - | - | - | - |
| Section I - Accomodation and food service activities | 24,973 | 1,105 | 2,205 | 20,536 | 883 | 72 | 147 | 6 | 19 |
| 55.Accomodation. | 18,110 | 140 | 161 | 17,323 | 394 | 66 | 9 | 3 | 14 |
| 56.Food and beverage service activities. | 6,863 | 965 | 2,044 | 3,213 | 489 | 6 | 138 | 3 | 5 |
| Section J - Information and communication | 7,145 | 138 | 214 | 6,648 | 94 | 35 | 4 | 1 | 11 |
| 58.Publishing activities | 884 | 15 | 17 | 827 | 23 | 1 | 1 | - | - |
| 59.Motion picture, video and TV programme production, sound recording and music publishing.activities | 191 | 26 | 46 | 107 | 9 | 2 | - | - | 1 |
| 60.Programming and broadcasting activities | 660 | 1 | - | 649 | 6 | 4 | - | - | - |
| 61.Telecommunications. | 2,362 | 18 | 14 | 2,289 | 23 | 14 | 1 | - | 3 |
| 62.Computer programming, consultancy & related act. | 2,431 | 60 | 98 | 2,231 | 22 | 12 | 1 | - | 7 |
| 63.Information service activities. | 617 | 18 | 39 | 545 | 11 | 2 | 1 | 1 | - |
| Section K - Financial and insurance activities | 7,301 | 88 | 64 | 7,043 | 58 | 14 | 3 | 4 | 27 |
| 64.Financial service activities, except insurance & pension funding | 4,761 | 20 | 21 | 4,682 | 24 | 7 | 2 | 3 | 2 |
| 65.Insurance,reinsurance and pension funding, except compulsory social security. | 1,885 | 40 | 21 | 1,765 | 30 | 6 | 1 | 1 | 21 |
| 66.Activities auxilliary to financial service and insurance activities. | 655 | 28 | 22 | 596 | 4 | 1 | - | - | 4 |
| Section L - Real estate activities. | 1,033 | 117 | 171 | 701 | 28 | 1 | 6 | 1 | 8 |
| 68.Real estate activities. | 1,033 | 117 | 171 | 701 | 28 | 1 | 6 | 1 | 8 |

Table CA11- Currently employed population 16 years of age and over by employment status, industry(section and division) and sex

| Country, Island, Industry (section & division) and Sex | Total | Employment status | | | | | | | |
|--|--------|-------------------|----------------------|----------------------|---|------------|----------------------------|-----------------------------------|--------------------------|
| | | Self-employed | | Employee | | | Unpaid family worker | Member of producers' co-op. | Other & not stated |
| | | With employees | Without employees | Paid by the month | Paid by day, week, fortnight, job | Apprentice | | | |
| Republic of Mauritius | | | | | | | | | |
| Section M - Professional, scientific & technical act. | 8,334 | 703 | 776 | 6,463 | 277 | 60 | 12 | 1 | 42 |
| 69.Legal and accounting activities . . . | 2,115 | 274 | 205 | 1,564 | 33 | 28 | 3 | - | 8 |
| 70.Act.of head offices;management consultancy act. | 487 | 48 | 47 | 372 | 10 | 5 | 1 | - | 4 |
| 71.Architectural and engineering activities;technical testing & analysis. | 2,708 | 148 | 142 | 2,259 | 120 | 19 | 1 | - | 19 |
| 72.Scientific research and development . | 719 | 4 | 5 | 694 | 14 | 1 | - | - | 1 |
| 73.Advertising and market research . . . | 866 | 88 | 73 | 674 | 20 | 4 | 1 | - | 6 |
| 74.Other professional, scientific and technical act. | 1,336 | 139 | 301 | 805 | 79 | 3 | 6 | 1 | 2 |
| 75.Veterinary activities | 103 | 2 | 3 | 95 | 1 | - | - | - | 2 |
| Section N - Administrative and support service act. | 14,350 | 480 | 489 | 12,524 | 817 | 10 | 15 | 1 | 14 |
| 77.Rental and leasing activities | 1,186 | 176 | 153 | 503 | 347 | 1 | 2 | 1 | 3 |
| 78.Employment activities | 49 | 5 | 10 | 32 | 1 | - | - | - | 1 |
| 79.Travel agency,tour operator,reservation service and related activities. | 1,624 | 90 | 116 | 1,353 | 57 | - | 2 | - | 6 |
| 80.Security and investigation activities | 6,037 | 55 | 27 | 5,846 | 103 | 3 | 2 | - | 1 |
| 81.Services to buildings and landscape activities | 2,733 | 97 | 145 | 2,228 | 256 | 1 | 6 | - | - |
| 82.Office administrative,office support and other business support activities | 2,721 | 57 | 38 | 2,562 | 53 | 5 | 3 | - | 3 |
| Section O - Public administration and defence; compulsory social security. . | 28,563 | 30 | 12 | 28,222 | 147 | 129 | 5 | 6 | 12 |
| 84.Public administration and defence;compulsory social security | 28,563 | 30 | 12 | 28,222 | 147 | 129 | 5 | 6 | 12 |
| Section P - Education | 11,807 | 112 | 212 | 11,350 | 96 | 23 | 5 | 1 | 8 |
| 85.Education | 11,807 | 112 | 212 | 11,350 | 96 | 23 | 5 | 1 | 8 |
| Section Q - Human health and social work.activities | 8,279 | 176 | 266 | 7,706 | 72 | 36 | 2 | - | 21 |
| 86.Human health activities | 7,292 | 174 | 262 | 6,753 | 61 | 31 | 2 | - | 9 |
| 87.Residential care activities | 151 | 1 | - | 139 | 2 | 1 | - | - | 8 |
| 88.Social work activities without accomodation | 836 | 1 | 4 | 814 | 9 | 4 | - | - | 4 |
| Section R - Arts, entertainment and recreation | 4,233 | 238 | 296 | 3,407 | 268 | 7 | 6 | 3 | 8 |
| 90.Creative,arts and entertainment activities | 362 | 52 | 121 | 127 | 60 | 1 | 1 | - | - |
| 91.Libraries, archives,museums and other cultural act | 392 | 3 | 3 | 370 | 14 | - | - | 2 | - |
| 92.Gambling and betting activities . . . | 1,594 | 55 | 32 | 1,418 | 83 | 1 | 2 | - | 3 |
| 93.Sports activities and amusement and recreation act | 1,885 | 128 | 140 | 1,492 | 111 | 5 | 3 | 1 | 5 |
| Section S - Other service activities. . . | 3,957 | 310 | 1,362 | 1,833 | 349 | 30 | 28 | 3 | 42 |
| 94.Activities of membership organisations | 1,348 | 14 | 131 | 1,072 | 77 | 6 | 6 | 1 | 41 |
| 95.Repair of computers and personal household goods | 1,236 | 138 | 700 | 262 | 118 | 8 | 9 | - | 1 |
| 96.Other personal service activities . . | 1,373 | 158 | 531 | 499 | 154 | 16 | 13 | 2 | - |
| Section T - Activities of households as employers | 2,870 | 22 | 158 | 1,636 | 1,043 | 4 | 4 | - | 3 |
| 97.Activities of households as employers of domestic personnel. | 2,870 | 22 | 158 | 1,636 | 1,043 | 4 | 4 | - | 3 |
| Section U - Activities of extraterritorial organisations and bodies. . . | 186 | 1 | - | 174 | 9 | - | - | - | 2 |
| 99.Activities of extraterritorial organisations and bodies. | 186 | 1 | - | 174 | 9 | - | - | - | 2 |
| Not stated. | 551 | 22 | 37 | 178 | 34 | - | 16 | 4 | 260 |

Table CA11- Currently employed population 16 years of age and over by employment status, industry(section and division) and sex

| Country, Island, Industry (section & division) and Sex | Total | Employment status | | | | | | | |
|--|---------|-------------------|----------------------|----------------------|---|------------|----------------------------|-----------------------------------|--------------------------|
| | | Self-employed | | Employee | | | Unpaid family worker | Member of producers' co-op. | Other & not stated |
| | | With employees | Without employees | Paid by the month | Paid by day, week, fortnight, job | Apprentice | | | |
| Republic of Mauritius | | | | | | | | | |
| Female | 185,128 | 4,056 | 13,532 | 144,758 | 16,518 | 438 | 4,693 | 91 | 1,042 |
| Section A - Agriculture, forestry and fishing | 9,288 | 237 | 2,643 | 2,315 | 3,332 | 5 | 728 | 20 | 8 |
| 01.Crop and animal production, hunting and related service activities | 9,029 | 230 | 2,492 | 2,237 | 3,317 | 4 | 721 | 20 | 8 |
| 02.Forestry and logging | 17 | - | - | 16 | 1 | - | - | - | - |
| 03.Fishing and aquaculture | 242 | 7 | 151 | 62 | 14 | 1 | 7 | - | - |
| Section B - Mining and quarrying | 110 | 1 | - | 109 | - | - | - | - | - |
| 05.Mining of coal and lignite | - | - | - | - | - | - | - | - | - |
| 06.Extraction of crude petroleum and natural gas | - | - | - | - | - | - | - | - | - |
| 07.Mining of metal ores | - | - | - | - | - | - | - | - | - |
| 08.Other mining and quarrying | 110 | 1 | - | 109 | - | - | - | - | - |
| 09.Mining support service activities | - | - | - | - | - | - | - | - | - |
| Section C - Manufacturing | 41,179 | 490 | 2,027 | 30,827 | 6,997 | 46 | 445 | 19 | 328 |
| 10.Manufacture of food products | 5,652 | 111 | 268 | 4,137 | 966 | 11 | 121 | 3 | 35 |
| 11.Manufacture of beverages | 564 | 4 | 3 | 528 | 27 | - | 1 | 1 | - |
| 12.Manufacture of tobacco products | 3 | - | - | 2 | 1 | - | - | - | - |
| 13.Manufacture of textiles | 1,125 | 20 | 85 | 901 | 100 | 2 | 16 | 1 | - |
| 14.Manufacture of wearing apparel | 26,283 | 197 | 1,353 | 18,864 | 5,423 | 15 | 138 | 8 | 285 |
| 15.Manufacture of leather & related products | 750 | 17 | 32 | 604 | 77 | 1 | 18 | - | 1 |
| 16.Manufacture of wood & of products of wood & cork, except furniture; manufacture of articles of straw & plaiting materials | 241 | 6 | 17 | 198 | 12 | 2 | 5 | - | 1 |
| 17.Manufacture of paper & paper products | 217 | 4 | 2 | 184 | 22 | - | 5 | - | - |
| 18.Printing & reproduction of recorded media | 774 | 26 | 7 | 696 | 26 | 1 | 18 | - | - |
| 19.Manufacture of coke and refined petroleum products | 12 | - | - | 12 | - | - | - | - | - |
| 20.Manufacture of chemicals & chemical products | 575 | 5 | 1 | 544 | 22 | 1 | 1 | - | 1 |
| 21.Manufacture of basic pharmaceutical products & pharmaceutical preparations | 74 | 1 | - | 72 | 1 | - | - | - | - |
| 22.Manufacture of rubber & plastic products | 439 | 12 | 1 | 326 | 97 | - | 2 | - | 1 |
| 23.Manufacture of other non-metallic mineral products | 241 | 4 | 5 | 215 | 11 | - | 5 | - | 1 |
| 24.Manufacturing of basic metals | 45 | 1 | - | 44 | - | - | - | - | - |
| 25.Manufacture of fabricated metal products, except machinery & equipment | 390 | 13 | 4 | 331 | 23 | 3 | 16 | - | - |
| 26.Man of computer, electronic & optical products | 883 | 2 | - | 856 | 24 | - | 1 | - | - |
| 27.Manufacture of electrical equipment | 81 | - | - | 77 | 4 | - | - | - | - |
| 28.Manufacture of machinery & equipment.n.e.c | 32 | - | - | 31 | 1 | - | - | - | - |
| 29.Man. of motor vehicles, trailers & semi-trailers | 25 | 2 | - | 21 | - | - | 2 | - | - |
| 30.Manufacture of other transport equipment | 59 | - | 2 | 53 | 1 | 1 | 2 | - | - |
| 31.Manufacture of furniture | 344 | 21 | 12 | 250 | 31 | 3 | 27 | - | - |
| 32.Other manufacturing | 2,330 | 44 | 234 | 1,848 | 126 | 6 | 63 | 6 | 3 |
| 33.Repair & installation of machinery and equipment | 40 | - | 1 | 33 | 2 | - | 4 | - | - |
| Section D - Electricity, gas, steam & air conditioning supply | 176 | 1 | - | 172 | - | 3 | - | - | - |
| 35.Electricity, gas, steam & air conditioning supply | 176 | 1 | - | 172 | - | 3 | - | - | - |

Table CA11- Currently employed population 16 years of age and over by employment status, industry(section and division) and sex

| Country, Island, Industry (section & division) and Sex | Total | Employment status | | | | | | | |
|--|--------|-------------------|----------------------|----------------------|---|------------|----------------------------|-----------------------------------|--------------------------|
| | | Self-employed | | Employee | | | Unpaid family worker | Member of producers' co-op. | Other & not stated |
| | | With employees | Without employees | Paid by the month | Paid by day, week, fortnight, job | Apprentice | | | |
| Republic of Mauritius | | | | | | | | | |
| Section E - Water supply,sewerage,waste management & remediation activities. | 423 | 7 | 7 | 387 | 19 | 3 | - | - | - |
| 36.Water collection,treatment & supply | 186 | - | - | 178 | 6 | 2 | - | - | - |
| 37.Sewerage. | 103 | - | - | 101 | 1 | 1 | - | - | - |
| 38.Waste collection,treatment & disposal activities; materials recovery. | 134 | 7 | 7 | 108 | 12 | - | - | - | - |
| 39.Remediation activities & other waste management services. | - | - | - | - | - | - | - | - | - |
| Section F - Construction. | 1,603 | 56 | 60 | 1,074 | 349 | 6 | 34 | 1 | 23 |
| 41.Construction of buildings | 909 | 37 | 32 | 533 | 261 | 6 | 18 | 1 | 21 |
| 42.Civil engineering | 167 | 3 | 3 | 132 | 27 | - | 2 | - | - |
| 43.Specialised construction activities | 527 | 16 | 25 | 409 | 61 | - | 14 | - | 2 |
| Section G - Wholesale & retail trade,repair of motor vehicles & motorcycles. | 28,348 | 1,461 | 5,445 | 17,960 | 1,033 | 38 | 2,340 | 17 | 54 |
| 45.Wholesale and retail trade and repair of motor vehicles & motorcycles. | 1,113 | 58 | 49 | 925 | 22 | 3 | 55 | - | 1 |
| 46.Wholesale trade, except for m.vehicles & m.cycles | 3,394 | 169 | 130 | 2,862 | 91 | 7 | 132 | - | 3 |
| 47.Retail trade, except for m.vehicles & m.cycles | 23,841 | 1,234 | 5,266 | 14,173 | 920 | 28 | 2,153 | 17 | 50 |
| Section H - Transportation and storage. | 3,471 | 71 | 86 | 3,163 | 61 | 5 | 81 | 1 | 3 |
| 49.Land transport and transport via pipelines | 647 | 47 | 74 | 410 | 42 | 1 | 72 | - | 1 |
| 50.Water transport | 143 | 8 | 3 | 124 | 4 | 1 | 3 | - | - |
| 51.Air transport | 928 | 2 | - | 919 | 4 | 1 | - | 1 | 1 |
| 52.Warehousing & support act. for transportation | 1,229 | 13 | 9 | 1,190 | 9 | 1 | 6 | - | 1 |
| 53.Postal and courier activities | 524 | 1 | - | 520 | 2 | 1 | - | - | - |
| Section I - Accomodation and food service activities | 14,607 | 475 | 1,412 | 10,969 | 908 | 39 | 781 | 6 | 17 |
| 55.Accomodation. | 7,743 | 67 | 42 | 7,414 | 162 | 27 | 22 | - | 9 |
| 56.Food and beverage service activities. | 6,864 | 408 | 1,370 | 3,555 | 746 | 12 | 759 | 6 | 8 |
| Section J - Information and communication | 4,250 | 34 | 22 | 4,124 | 48 | 9 | 10 | - | 3 |
| 58.Publishing activities | 514 | 2 | 1 | 487 | 17 | 5 | 2 | - | - |
| 59.Motion picture, video and TV programme production, sound recording and music publishing.activities | 62 | 3 | 4 | 52 | 2 | - | 1 | - | - |
| 60.Programming and broadcasting activities | 354 | 2 | - | 348 | 3 | 1 | - | - | - |
| 61.Telecommunications. | 1,152 | 9 | 5 | 1,120 | 11 | 2 | 3 | - | 2 |
| 62.Computer programming, consultancy & related act. | 1,544 | 12 | 11 | 1,505 | 11 | 1 | 3 | - | 1 |
| 63.Information service activities. | 624 | 6 | 1 | 612 | 4 | - | 1 | - | - |
| Section K - Financial and insurance activities | 6,972 | 26 | 13 | 6,822 | 43 | 38 | 8 | 1 | 21 |
| 64.Financial service activities, except insurance & pension funding | 4,642 | 8 | 3 | 4,583 | 12 | 28 | 2 | 1 | 5 |
| 65.Insurance,reinsurance and pension funding, except compulsory social security. | 1,807 | 15 | 6 | 1,731 | 29 | 6 | 6 | - | 14 |
| 66.Activities auxiliary to financial service and | 523 | 3 | 4 | 508 | 2 | 4 | - | - | 2 |
| Section L - Real estate activities. | 553 | 17 | 25 | 481 | 15 | - | 13 | 1 | 1 |
| 68.Real estate activities. | 553 | 17 | 25 | 481 | 15 | - | 13 | 1 | 1 |

Table CA11- Currently employed population 16 years of age and over by employment status, industry(section and division) and sex

| Country, Island, Industry (section & division) and Sex | Total | Employment status | | | | | | | |
|--|--------|-------------------|----------------------|----------------------|---|------------|----------------------------|-----------------------------------|--------------------------|
| | | Self-employed | | Employee | | | Unpaid family worker | Member of producers' co-op. | Other & not stated |
| | | With employees | Without employees | Paid by the month | Paid by day, week, fortnight, job | Apprentice | | | |
| Republic of Mauritius | | | | | | | | | |
| Section M - Professional, scientific & technical act. | 4,308 | 156 | 166 | 3,813 | 72 | 36 | 51 | 2 | 12 |
| 69.Legal and accounting activities . . . | 2,090 | 69 | 47 | 1,910 | 19 | 27 | 16 | 1 | 1 |
| 70.Act.of head offices;management consultancy act. | 399 | 18 | 13 | 355 | 3 | 2 | 5 | - | 3 |
| 71.Architectural and engineering activities;technical testing & analysis. | 516 | 17 | 12 | 457 | 18 | 2 | 6 | - | 4 |
| 72.Scientific research and development . | 223 | - | - | 216 | 4 | 3 | - | - | - |
| 73.Advertising and market research . . . | 543 | 22 | 19 | 480 | 15 | 1 | 4 | 1 | 1 |
| 74.Other professional, scientific and technical act. | 515 | 29 | 75 | 375 | 12 | 1 | 20 | - | 3 |
| 75.Veterinary activities | 22 | 1 | - | 20 | 1 | - | - | - | - |
| Section N - Administrative and support service act. | 8,453 | 100 | 82 | 7,935 | 268 | 20 | 42 | 1 | 5 |
| 77.Rental and leasing activities | 157 | 15 | 32 | 94 | 4 | - | 11 | - | 1 |
| 78.Employment activities | 91 | 4 | 2 | 80 | 5 | - | - | - | - |
| 79.Travel agency,tour operator,reservation service and related activities. | 1,356 | 47 | 25 | 1,251 | 19 | 5 | 8 | 1 | - |
| 80.Security and investigation activities | 654 | 3 | 4 | 637 | 2 | 2 | 6 | - | - |
| 81.Services to buildings and landscape activities | 2,531 | 10 | 7 | 2,336 | 167 | 2 | 7 | - | 2 |
| 82.Office administrative,office support and other business support activities | 3,664 | 21 | 12 | 3,537 | 71 | 11 | 10 | - | 2 |
| Section O - Public administration and defence; compulsory social security. . | 9,121 | 13 | 10 | 8,989 | 57 | 33 | 7 | 3 | 9 |
| 84.Public administration and defence;compulsory social security | 9,121 | 13 | 10 | 8,989 | 57 | 33 | 7 | 3 | 9 |
| Section P - Education | 18,671 | 381 | 251 | 17,776 | 139 | 62 | 25 | 5 | 32 |
| 85.Education | 18,671 | 381 | 251 | 17,776 | 139 | 62 | 25 | 5 | 32 |
| Section Q - Human health and social work.activities | 10,258 | 89 | 170 | 9,801 | 91 | 46 | 13 | 5 | 43 |
| 86.Human health activities | 8,003 | 49 | 98 | 7,743 | 57 | 36 | 8 | 4 | 8 |
| 87.Residential care activities | 685 | 10 | 4 | 645 | 10 | 2 | - | - | 14 |
| 88.Social work activities without accomodation | 1,570 | 30 | 68 | 1,413 | 24 | 8 | 5 | 1 | 21 |
| Section R - Arts, entertainment and recreation | 1,920 | 59 | 59 | 1,630 | 142 | 2 | 25 | 1 | 2 |
| 90.Creative,arts and entertainment activities | 145 | 15 | 26 | 68 | 32 | - | 3 | 1 | - |
| 91.Libraries, archives,museums and other cultural act | 234 | 3 | 3 | 219 | 8 | 1 | - | - | - |
| 92.Gambling and betting activities . . . | 1,035 | 13 | 5 | 931 | 76 | - | 10 | - | - |
| 93.Sports activities and amusement and recreation act | 506 | 28 | 25 | 412 | 26 | 1 | 12 | - | 2 |
| Section S - Other service activities. . . | 3,953 | 340 | 930 | 2,230 | 286 | 39 | 65 | 5 | 58 |
| 94.Activities of membership organisations | 896 | 3 | 8 | 784 | 28 | 4 | 8 | 5 | 56 |
| 95.Repair of computers and personal household goods | 112 | 13 | 25 | 49 | 8 | - | 17 | - | - |
| 96.Other personal service activities . . | 2,945 | 324 | 897 | 1,397 | 250 | 35 | 40 | - | 2 |
| Section T - Activities of households as employers | 16,816 | 37 | 117 | 13,984 | 2,646 | 6 | 18 | 3 | 5 |
| 97.Activities of households as employers of domestic personnel. | 16,816 | 37 | 117 | 13,984 | 2,646 | 6 | 18 | 3 | 5 |
| Section U - Activities of extraterritorial organisations and bodies. . . | 155 | - | 1 | 147 | 7 | - | - | - | - |
| 99.Activities of extraterritorial organisations and bodies. | 155 | - | 1 | 147 | 7 | - | - | - | - |
| Not stated. | 493 | 5 | 6 | 50 | 5 | 2 | 7 | - | 418 |

Table CA11- Currently employed population 16 years of age and over by employment status, industry(section and division) and sex

| Country, Island, Industry (section & division) and Sex | Total | Employment status | | | | | | | |
|---|---------|-------------------|----------------------|----------------------|---|------------|----------------------------|-----------------------------------|--------------------------|
| | | Self-employed | | Employee | | | Unpaid family worker | Member of producers' co-op. | Other & not stated |
| | | With employees | Without employees | Paid by the month | Paid by day, week, fortnight, job | Apprentice | | | |
| Island of Mauritius | | | | | | | | | |
| Both sexes | 506,783 | 22,088 | 61,179 | 355,933 | 58,083 | 1,324 | 5,715 | 228 | 2,233 |
| Section A - Agriculture,forestry and fishing | 32,032 | 1,861 | 7,535 | 14,190 | 7,680 | 11 | 663 | 68 | 24 |
| 01.Crop and animal production, hunting and related service activities. | 28,186 | 1,704 | 5,199 | 13,374 | 7,193 | 8 | 644 | 45 | 19 |
| 02.Forestry and logging. | 612 | 11 | 34 | 502 | 62 | - | 1 | - | 2 |
| 03.Fishing and aquaculture | 3,234 | 146 | 2,302 | 314 | 425 | 3 | 18 | 23 | 3 |
| Section B - Mining and quarrying. | 1,036 | 23 | 29 | 844 | 139 | - | - | 1 | - |
| 05.Mining of coal and lignite. | - | - | - | - | - | - | - | - | - |
| 06.Extraction of crude petroleum and natural gas | 1 | - | - | 1 | - | - | - | - | - |
| 07.Mining of metal ores. | - | - | - | - | - | - | - | - | - |
| 08.Other mining and quarrying. | 1,034 | 23 | 29 | 842 | 139 | - | - | 1 | - |
| 09.Mining support service activities | 1 | - | - | 1 | - | - | - | - | - |
| Section C - Manufacturing | 95,826 | 3,497 | 8,081 | 69,201 | 13,601 | 218 | 592 | 35 | 601 |
| 10.Manufacture of food products. | 14,302 | 466 | 539 | 11,194 | 1,890 | 18 | 141 | 8 | 46 |
| 11.Manufacture of beverages. | 3,222 | 18 | 7 | 3,088 | 98 | 3 | 2 | 3 | 3 |
| 12.Manufacture of tobacco products | 21 | - | - | 19 | 2 | - | - | - | - |
| 13.Manufacture of textiles | 2,882 | 86 | 143 | 2,441 | 183 | 5 | 22 | 1 | 1 |
| 14.Manufacture of wearing apparel. | 42,251 | 736 | 2,329 | 31,088 | 7,398 | 26 | 159 | 11 | 504 |
| 15.Manufacture of leather & related products | 1,348 | 77 | 181 | 920 | 141 | 2 | 25 | - | 2 |
| 16.Manufacture of wood & of products of wood & cork, except furniture; manufacture of articles of straw & plaiting materials. | 1,156 | 74 | 211 | 667 | 182 | 9 | 8 | 1 | 4 |
| 17.Manufacture of paper & paper products | 622 | 18 | 10 | 548 | 38 | - | 5 | - | 3 |
| 18.Printing & reproduction of recorded media | 2,625 | 139 | 71 | 2,278 | 102 | 9 | 23 | - | 3 |
| 19.Manufacture of coke and refined petroleum products | 85 | 1 | - | 84 | - | - | - | - | - |
| 20.Manufacture of chemicals & chemical products | 2,255 | 28 | 6 | 2,133 | 82 | 3 | 1 | - | 2 |
| 21.Manufacture of basic pharmaceutical products & pharmaceutical preparations | 121 | 2 | 1 | 117 | 1 | - | - | - | - |
| 22.Manufacture of rubber & plastic products | 1,588 | 54 | 32 | 1,310 | 183 | 4 | 2 | - | 3 |
| 23.Manufacture of other non-metallic mineral products | 2,642 | 40 | 79 | 2,237 | 274 | 1 | 8 | 2 | 1 |
| 24.Manufacturing of basic metals | 290 | 9 | 10 | 243 | 27 | 1 | - | - | - |
| 25.Manufacture of fabricated metal products,except machinery & equipment | 6,540 | 706 | 1,595 | 2,978 | 1,129 | 70 | 50 | 2 | 10 |
| 26.Man of computer,electronic & optical.products | 1,455 | 11 | 6 | 1,407 | 29 | 1 | 1 | - | - |
| 27.Manufacture of electrical equipment | 176 | 4 | 1 | 163 | 8 | - | - | - | - |
| 28.Manufacture of machinery & equipment.n.e.c | 271 | 1 | 1 | 264 | 5 | - | - | - | - |
| 29.Man. of motor vehicles, trailers & semi-trailers | 206 | 20 | 7 | 144 | 26 | - | 2 | - | 7 |
| 30.Manufacture of other transport equipment | 505 | 8 | 11 | 427 | 53 | 3 | 2 | - | 1 |
| 31.Manufacture of furniture. | 6,657 | 715 | 2,211 | 2,159 | 1,455 | 44 | 63 | 4 | 6 |
| 32.Other manufacturing | 3,893 | 229 | 454 | 2,886 | 228 | 17 | 73 | 2 | 4 |
| 33.Repair & installation of machinery and equipment | 713 | 55 | 176 | 406 | 67 | 2 | 5 | 1 | 1 |
| Section D - Electricity, gas, steam & air conditioning supply. | 2,187 | 7 | 2 | 2,152 | 17 | 9 | - | - | - |
| 35.Electricity, gas, steam & air conditioning supply | 2,187 | 7 | 2 | 2,152 | 17 | 9 | - | - | - |

Table CA11- Currently employed population 16 years of age and over by employment status, industry(section and division) and sex

| Country, Island, Industry (section & division) and Sex | Total | Employment status | | | | | | | |
|--|--------|-------------------|----------------------|----------------------|---|------------|----------------------------|-----------------------------------|--------------------------|
| | | Self-employed | | Employee | | | Unpaid family worker | Member of producers' co-op. | Other & not stated |
| | | With employees | Without employees | Paid by the month | Paid by day, week, fortnight, job | Apprentice | | | |
| Island of Mauritius | | | | | | | | | |
| Section E - Water supply,sewerage,waste management & remediation activities. | 2,915 | 50 | 50 | 2,655 | 151 | 7 | - | 1 | 1 |
| 36.Water collection,treatment & supply | 1,399 | 2 | 1 | 1,356 | 36 | 2 | - | 1 | 1 |
| 37.Sewerage. | 559 | 11 | 5 | 521 | 20 | 2 | - | - | - |
| 38.Waste collection,treatment & disposal activities; materials recovery. | 956 | 37 | 44 | 777 | 95 | 3 | - | - | - |
| 39.Remediation activities & other waste management services. | 1 | - | - | 1 | - | - | - | - | - |
| Section F - Construction. | 51,657 | 3,771 | 11,212 | 16,032 | 20,011 | 144 | 78 | 15 | 394 |
| 41.Construction of buildings | 35,003 | 2,929 | 8,306 | 6,638 | 16,616 | 96 | 48 | 10 | 360 |
| 42.Civil engineering | 2,621 | 67 | 29 | 2,023 | 485 | 5 | 5 | 2 | 5 |
| 43.Specialised construction activities | 14,033 | 775 | 2,877 | 7,371 | 2,910 | 43 | 25 | 3 | 29 |
| Section G - Wholesale & retail trade,repair of motor vehicles & motorcycles. | 71,664 | 6,168 | 17,461 | 40,439 | 4,320 | 196 | 2,938 | 39 | 103 |
| 45.Wholesale and retail trade and repair of motor vehicles & motorcycles. | 9,657 | 947 | 2,327 | 5,103 | 1,080 | 100 | 88 | 1 | 11 |
| 46.Wholesale trade, except for m.vehicles & m.cycles | 12,838 | 926 | 938 | 10,246 | 525 | 27 | 163 | 1 | 12 |
| 47.Retail trade, except for m.vehicles & m.cycles | 49,169 | 4,295 | 14,196 | 25,090 | 2,715 | 69 | 2,687 | 37 | 80 |
| Section H - Transportation and storage. | 31,243 | 1,564 | 7,546 | 18,402 | 3,517 | 26 | 157 | 9 | 22 |
| 49.Land transport and transport via pipelines | 20,006 | 1,387 | 7,381 | 7,856 | 3,209 | 11 | 144 | 6 | 12 |
| 50.Water transport | 994 | 64 | 93 | 736 | 92 | 2 | 4 | - | 3 |
| 51.Air transport | 2,368 | 3 | 1 | 2,340 | 14 | 6 | - | 1 | 3 |
| 52.Warehousing & support act. for transportation | 6,379 | 107 | 70 | 5,989 | 192 | 6 | 9 | 2 | 4 |
| 53.Postal and courier activities | 1,496 | 3 | 1 | 1,481 | 10 | 1 | - | - | - |
| Section I - Accomodation and food service activities | 38,716 | 1,509 | 3,498 | 30,906 | 1,753 | 102 | 902 | 10 | 36 |
| 55.Accomodation. | 25,351 | 182 | 188 | 24,308 | 535 | 85 | 27 | 3 | 23 |
| 56.Food and beverage service activities. | 13,365 | 1,327 | 3,310 | 6,598 | 1,218 | 17 | 875 | 7 | 13 |
| Section J - Information and communication | 11,253 | 170 | 230 | 10,643 | 137 | 44 | 14 | 1 | 14 |
| 58.Publishing activities | 1,380 | 16 | 17 | 1,300 | 38 | 6 | 3 | - | - |
| 59.Motion picture, video and TV programme production, sound recording and music publishing.activities | 248 | 29 | 48 | 156 | 11 | 2 | 1 | - | 1 |
| 60.Programming and broadcasting activities | 982 | 3 | - | 966 | 8 | 5 | - | - | - |
| 61.Telecommunications. | 3,446 | 27 | 18 | 3,344 | 32 | 16 | 4 | - | 5 |
| 62.Computer programming, consultancy & related act. | 3,961 | 71 | 108 | 3,724 | 33 | 13 | 4 | - | 8 |
| 63.Information service activities. | 1,236 | 24 | 39 | 1,153 | 15 | 2 | 2 | 1 | - |
| Section K - Financial and insurance activities | 14,120 | 114 | 77 | 13,717 | 98 | 50 | 11 | 5 | 48 |
| 64.Financial service activities, except insurance & pension funding | 9,291 | 28 | 24 | 9,154 | 35 | 35 | 4 | 4 | 7 |
| 65.Insurance,reinsurance and pension funding, except compulsory social security. | 3,655 | 55 | 27 | 3,463 | 57 | 10 | 7 | 1 | 35 |
| 66.Activities auxilliary to financial service and insurance activities. | 1,174 | 31 | 26 | 1,100 | 6 | 5 | - | - | 6 |
| Section L - Real estate activities. | 1,579 | 134 | 195 | 1,176 | 43 | 1 | 19 | 2 | 9 |
| 68.Real estate activities. | 1,579 | 134 | 195 | 1,176 | 43 | 1 | 19 | 2 | 9 |

Table CA11- Currently employed population 16 years of age and over by employment status, industry(section and division) and sex

| Country, Island, Industry (section & division) and Sex | Total | Employment status | | | | | | | |
|--|--------|-------------------|----------------------|----------------------|---|------------|----------------------------|-----------------------------------|--------------------------|
| | | Self-employed | | Employee | | | Unpaid family worker | Member of producers' co-op. | Other & not stated |
| | | With employees | Without employees | Paid by the month | Paid by day, week, fortnight, job | Apprentice | | | |
| Island of Mauritius | | | | | | | | | |
| Section M - Professional, scientific & technical act. | 12,534 | 856 | 931 | 10,185 | 347 | 95 | 63 | 3 | 54 |
| 69.Legal and accounting activities . . . | 4,201 | 343 | 252 | 3,470 | 52 | 55 | 19 | 1 | 9 |
| 70.Act.of head offices;management consultancy act. | 881 | 66 | 60 | 722 | 13 | 7 | 6 | - | 7 |
| 71.Architectural and engineering activities;technical testing & analysis. | 3,211 | 164 | 150 | 2,709 | 137 | 21 | 7 | - | 23 |
| 72.Scientific research and development . | 894 | 4 | 5 | 863 | 17 | 4 | - | - | 1 |
| 73.Advertising and market research . . . | 1,408 | 110 | 91 | 1,154 | 35 | 5 | 5 | 1 | 7 |
| 74.Other professional, scientific and technical act. | 1,823 | 166 | 370 | 1,161 | 91 | 3 | 26 | 1 | 5 |
| 75.Veterinary activities | 116 | 3 | 3 | 106 | 2 | - | - | - | 2 |
| Section N - Administrative and support service act. | 22,441 | 572 | 558 | 20,138 | 1,066 | 29 | 57 | 2 | 19 |
| 77.Rental and leasing activities | 1,335 | 191 | 182 | 594 | 349 | 1 | 13 | 1 | 4 |
| 78.Employment activities | 137 | 9 | 11 | 110 | 6 | - | - | - | 1 |
| 79.Travel agency,tour operator,reservation service and related activities. | 2,923 | 131 | 139 | 2,562 | 69 | 5 | 10 | 1 | 6 |
| 80.Security and investigation activities | 6,595 | 57 | 31 | 6,392 | 101 | 5 | 8 | - | 1 |
| 81.Services to buildings and landscape activities | 5,079 | 106 | 145 | 4,393 | 418 | 2 | 13 | - | 2 |
| 82.Office administrative,office support and other business support activities | 6,372 | 78 | 50 | 6,087 | 123 | 16 | 13 | - | 5 |
| Section O - Public administration and defence; compulsory social security. . | 36,105 | 42 | 19 | 35,664 | 192 | 148 | 12 | 9 | 19 |
| 84.Public administration and defence;compulsory social security | 36,105 | 42 | 19 | 35,664 | 192 | 148 | 12 | 9 | 19 |
| Section P - Education | 29,469 | 490 | 455 | 28,149 | 219 | 80 | 30 | 6 | 40 |
| 85.Education | 29,469 | 490 | 455 | 28,149 | 219 | 80 | 30 | 6 | 40 |
| Section Q - Human health and social work.activities | 17,865 | 260 | 423 | 16,867 | 153 | 79 | 15 | 4 | 64 |
| 86.Human health activities | 14,751 | 220 | 360 | 13,961 | 115 | 64 | 10 | 4 | 17 |
| 87.Residential care activities | 820 | 11 | 2 | 771 | 11 | 3 | - | - | 22 |
| 88.Social work activities without accomodation | 2,294 | 29 | 61 | 2,135 | 27 | 12 | 5 | - | 25 |
| Section R - Arts, entertainment and recreation | 6,005 | 285 | 346 | 4,920 | 401 | 9 | 30 | 4 | 10 |
| 90.Creative,arts and entertainment activities | 499 | 65 | 145 | 192 | 92 | 1 | 3 | 1 | - |
| 91.Libraries, archives,museums and other cultural act | 586 | 6 | 6 | 550 | 21 | 1 | - | 2 | - |
| 92.Gambling and betting activities . . . | 2,577 | 66 | 36 | 2,301 | 158 | 1 | 12 | - | 3 |
| 93.Sports activities and amusement and recreation act | 2,343 | 148 | 159 | 1,877 | 130 | 6 | 15 | 1 | 7 |
| Section S - Other service activities. . . | 7,706 | 630 | 2,237 | 3,955 | 620 | 67 | 91 | 7 | 99 |
| 94.Activities of membership organisations | 2,165 | 16 | 139 | 1,784 | 102 | 9 | 14 | 5 | 96 |
| 95.Repair of computers and personal household goods | 1,324 | 149 | 711 | 307 | 123 | 8 | 25 | - | 1 |
| 96.Other personal service activities . . | 4,217 | 465 | 1,387 | 1,864 | 395 | 50 | 52 | 2 | 2 |
| Section T - Activities of households as employers | 19,067 | 57 | 251 | 15,159 | 3,563 | 7 | 20 | 3 | 7 |
| 97.Activities of households as employers of domestic personnel. | 19,067 | 57 | 251 | 15,159 | 3,563 | 7 | 20 | 3 | 7 |
| Section U - Activities of extraterritorial organisations and bodies. . . | 336 | 1 | 1 | 316 | 16 | - | - | - | 2 |
| 99.Activities of extraterritorial organisations and bodies. | 336 | 1 | 1 | 316 | 16 | - | - | - | 2 |
| Not stated. | 1,027 | 27 | 42 | 223 | 39 | 2 | 23 | 4 | 667 |

Table CA11- Currently employed population 16 years of age and over by employment status, industry(section and division) and sex

| Country, Island, Industry (section & division) and Sex | Total | Employment status | | | | | | | |
|--|---------|-------------------|----------------------|----------------------|---|------------|----------------------------|-----------------------------------|--------------------------|
| | | Self-employed | | Employee | | | Unpaid family worker | Member of producers' co-op. | Other & not stated |
| | | With employees | Without employees | Paid by the month | Paid by day, week, fortnight, job | Apprentice | | | |
| Island of Mauritius | | | | | | | | | |
| Male | 327,546 | 18,215 | 49,911 | 213,967 | 41,784 | 915 | 1,403 | 153 | 1,198 |
| Section A - Agriculture, forestry and fishing | 24,707 | 1,677 | 6,492 | 11,909 | 4,376 | 7 | 177 | 52 | 17 |
| 01.Crop and animal production, hunting and related service activities | 21,000 | 1,522 | 4,205 | 11,167 | 3,897 | 5 | 163 | 29 | 12 |
| 02.Forestry and logging | 599 | 11 | 34 | 490 | 61 | - | 1 | - | 2 |
| 03.Fishing and aquaculture | 3,108 | 144 | 2,253 | 252 | 418 | 2 | 13 | 23 | 3 |
| Section B - Mining and quarrying | 931 | 22 | 29 | 740 | 139 | - | - | 1 | - |
| 05.Mining of coal and lignite | - | - | - | - | - | - | - | - | - |
| 06.Extraction of crude petroleum and natural gas | 1 | - | - | 1 | - | - | - | - | - |
| 07.Mining of metal ores | - | - | - | - | - | - | - | - | - |
| 08.Other mining and quarrying | 929 | 22 | 29 | 738 | 139 | - | - | 1 | - |
| 09.Mining support service activities | 1 | - | - | 1 | - | - | - | - | - |
| Section C - Manufacturing | 55,115 | 3,018 | 6,363 | 38,465 | 6,636 | 174 | 164 | 22 | 273 |
| 10.Manufacture of food products | 8,727 | 359 | 309 | 7,079 | 928 | 9 | 27 | 5 | 11 |
| 11.Manufacture of beverages | 2,661 | 14 | 4 | 2,563 | 71 | 3 | 1 | 2 | 3 |
| 12.Manufacture of tobacco products | 18 | - | - | 17 | 1 | - | - | - | - |
| 13.Manufacture of textiles | 1,799 | 66 | 96 | 1,543 | 83 | 3 | 7 | - | 1 |
| 14.Manufacture of wearing apparel | 16,137 | 545 | 1,085 | 12,258 | 1,992 | 11 | 23 | 4 | 219 |
| 15.Manufacture of leather & related products | 602 | 60 | 151 | 317 | 64 | 1 | 8 | - | 1 |
| 16.Manufacture of wood & of products of wood & cork, except furniture; manufacture of articles of straw & plaiting materials | 929 | 69 | 203 | 473 | 170 | 7 | 3 | 1 | 3 |
| 17.Manufacture of paper & paper products | 405 | 14 | 8 | 364 | 16 | - | - | - | 3 |
| 18.Printing & reproduction of recorded media | 1,854 | 113 | 65 | 1,584 | 76 | 8 | 5 | - | 3 |
| 19.Manufacture of coke and refined petroleum products | 73 | 1 | - | 72 | - | - | - | - | - |
| 20.Manufacture of chemicals & chemical products | 1,683 | 23 | 5 | 1,592 | 60 | 2 | - | - | 1 |
| 21.Manufacture of basic pharmaceutical products & pharmaceutical preparations | 47 | 1 | 1 | 45 | - | - | - | - | - |
| 22.Manufacture of rubber & plastic products | 1,150 | 42 | 31 | 985 | 86 | 4 | - | - | 2 |
| 23.Manufacture of other non-metallic mineral products | 2,402 | 36 | 74 | 2,023 | 263 | 1 | 3 | 2 | - |
| 24.Manufacturing of basic metals | 245 | 8 | 10 | 199 | 27 | 1 | - | - | - |
| 25.Manufacture of fabricated metal products, except machinery & equipment | 6,153 | 693 | 1,591 | 2,650 | 1,106 | 67 | 34 | 2 | 10 |
| 26.Man of computer, electronic & optical products | 572 | 9 | 6 | 551 | 5 | 1 | - | - | - |
| 27.Manufacture of electrical equipment | 95 | 4 | 1 | 86 | 4 | - | - | - | - |
| 28.Manufacture of machinery & equipment.n.e.c | 240 | 1 | 1 | 233 | 5 | - | - | - | - |
| 29.Man. of motor vehicles, trailers & semi-trailers | 181 | 18 | 7 | 123 | 26 | - | - | - | 7 |
| 30.Manufacture of other transport equipment | 448 | 8 | 10 | 374 | 52 | 2 | 1 | - | 1 |
| 31.Manufacture of furniture | 6,316 | 694 | 2,200 | 1,911 | 1,424 | 41 | 36 | 4 | 6 |
| 32.Other manufacturing | 1,705 | 185 | 330 | 1,050 | 112 | 11 | 15 | 1 | 1 |
| 33.Repair & installation of machinery and equipment | 673 | 55 | 175 | 373 | 65 | 2 | 1 | 1 | 1 |
| Section D - Electricity, gas, steam & air conditioning supply | 2,020 | 6 | 2 | 1,989 | 17 | 6 | - | - | - |
| 35.Electricity, gas, steam & air conditioning supply | 2,020 | 6 | 2 | 1,989 | 17 | 6 | - | - | - |

Table CA11- Currently employed population 16 years of age and over by employment status, industry(section and division) and sex

| Country, Island, Industry (section & division) and Sex | Total | Employment status | | | | | | | |
|--|--------|-------------------|----------------------|----------------------|---|------------|----------------------------|-----------------------------------|--------------------------|
| | | Self-employed | | Employee | | | Unpaid family worker | Member of producers' co-op. | Other & not stated |
| | | With employees | Without employees | Paid by the month | Paid by day, week, fortnight, job | Apprentice | | | |
| Island of Mauritius | | | | | | | | | |
| Section E - Water supply,sewerage,waste management & remediation activities. | 2,508 | 43 | 43 | 2,284 | 132 | 4 | - | 1 | 1 |
| 36.Water collection,treatment & supply | 1,227 | 2 | 1 | 1,192 | 30 | - | - | 1 | 1 |
| 37.Sewerage. | 456 | 11 | 5 | 420 | 19 | 1 | - | - | - |
| 38.Waste collection,treatment & disposal activities; materials recovery. | 824 | 30 | 37 | 671 | 83 | 3 | - | - | - |
| 39.Remediation activities & other waste management services. | 1 | - | - | 1 | - | - | - | - | - |
| Section F - Construction. | 50,076 | 3,715 | 11,153 | 14,975 | 19,665 | 138 | 45 | 14 | 371 |
| 41.Construction of buildings | 34,112 | 2,892 | 8,275 | 6,118 | 16,358 | 90 | 31 | 9 | 339 |
| 42.Civil engineering | 2,457 | 64 | 26 | 1,894 | 458 | 5 | 3 | 2 | 5 |
| 43.Specialised construction activities | 13,507 | 759 | 2,852 | 6,963 | 2,849 | 43 | 11 | 3 | 27 |
| Section G - Wholesale & retail trade,repair of motor vehicles & motorcycles. | 44,009 | 4,762 | 12,229 | 22,778 | 3,311 | 161 | 694 | 24 | 50 |
| 45.Wholesale and retail trade and repair of motor vehicles & motorcycles. | 8,562 | 891 | 2,278 | 4,190 | 1,058 | 97 | 37 | 1 | 10 |
| 46.Wholesale trade, except for m.vehicles & m.cycles | 9,488 | 758 | 810 | 7,419 | 436 | 20 | 35 | 1 | 9 |
| 47.Retail trade, except for m.vehicles & m.cycles | 25,959 | 3,113 | 9,141 | 11,169 | 1,817 | 44 | 622 | 22 | 31 |
| Section H - Transportation and storage. | 27,820 | 1,496 | 7,460 | 15,281 | 3,458 | 21 | 77 | 8 | 19 |
| 49.Land transport and transport via pipelines | 19,368 | 1,342 | 7,307 | 7,451 | 3,168 | 10 | 73 | 6 | 11 |
| 50.Water transport | 854 | 56 | 90 | 615 | 88 | 1 | 1 | - | 3 |
| 51.Air transport | 1,447 | 1 | 1 | 1,428 | 10 | 5 | - | - | 2 |
| 52.Warehousing & support act. for transportation | 5,169 | 95 | 61 | 4,816 | 184 | 5 | 3 | 2 | 3 |
| 53.Postal and courier activities | 982 | 2 | 1 | 971 | 8 | - | - | - | - |
| Section I - Accomodation and food service activities | 24,568 | 1,068 | 2,157 | 20,244 | 865 | 67 | 142 | 6 | 19 |
| 55.Accomodation. | 17,853 | 130 | 155 | 17,101 | 380 | 62 | 8 | 3 | 14 |
| 56.Food and beverage service activities. | 6,715 | 938 | 2,002 | 3,143 | 485 | 5 | 134 | 3 | 5 |
| Section J - Information and communication | 7,041 | 136 | 209 | 6,556 | 89 | 35 | 4 | 1 | 11 |
| 58.Publishing activities | 871 | 14 | 16 | 818 | 21 | 1 | 1 | - | - |
| 59.Motion picture, video and TV programme production, sound recording and music publishing.activities | 188 | 26 | 45 | 105 | 9 | 2 | - | - | 1 |
| 60.Programming and broadcasting activities | 637 | 1 | - | 627 | 5 | 4 | - | - | - |
| 61.Telecommunications. | 2,308 | 18 | 13 | 2,238 | 21 | 14 | 1 | - | 3 |
| 62.Computer programming, consultancy & related act. | 2,423 | 59 | 97 | 2,225 | 22 | 12 | 1 | - | 7 |
| 63.Information service activities. | 614 | 18 | 38 | 543 | 11 | 2 | 1 | 1 | - |
| Section K - Financial and insurance activities | 7,225 | 88 | 64 | 6,968 | 57 | 14 | 3 | 4 | 27 |
| 64.Financial service activities, except insurance & pension funding | 4,701 | 20 | 21 | 4,623 | 23 | 7 | 2 | 3 | 2 |
| 65.Insurance,reinsurance and pension funding, except compulsory social security. | 1,870 | 40 | 21 | 1,750 | 30 | 6 | 1 | 1 | 21 |
| 66.Activities auxilliary to financial service and insurance activities. | 654 | 28 | 22 | 595 | 4 | 1 | - | - | 4 |
| Section L - Real estate activities. | 1,028 | 117 | 170 | 697 | 28 | 1 | 6 | 1 | 8 |
| 68.Real estate activities. | 1,028 | 117 | 170 | 697 | 28 | 1 | 6 | 1 | 8 |

Table CA11- Currently employed population 16 years of age and over by employment status, industry(section and division) and sex

| Country, Island, Industry (section & division) and Sex | Total | Employment status | | | | | | | |
|--|--------|-------------------|----------------------|----------------------|---|------------|----------------------------|-----------------------------------|--------------------------|
| | | Self-employed | | Employee | | | Unpaid family worker | Member of producers' co-op. | Other & not stated |
| | | With employees | Without employees | Paid by the month | Paid by day, week, fortnight, job | Apprentice | | | |
| Island of Mauritius | | | | | | | | | |
| Section M - Professional, scientific & technical act. | 8,247 | 701 | 768 | 6,387 | 277 | 59 | 12 | 1 | 42 |
| 69.Legal and accounting activities . . . | 2,113 | 274 | 205 | 1,562 | 33 | 28 | 3 | - | 8 |
| 70.Act.of head offices;management consultancy act. | 486 | 48 | 47 | 371 | 10 | 5 | 1 | - | 4 |
| 71.Architectural and engineering activities;technical testing & analysis. | 2,697 | 147 | 139 | 2,252 | 120 | 19 | 1 | - | 19 |
| 72.Scientific research and development . | 678 | 4 | 5 | 653 | 14 | 1 | - | - | 1 |
| 73.Advertising and market research . . . | 865 | 88 | 72 | 674 | 20 | 4 | 1 | - | 6 |
| 74.Other professional, scientific and technical act. | 1,312 | 138 | 297 | 787 | 79 | 2 | 6 | 1 | 2 |
| 75.Veterinary activities | 96 | 2 | 3 | 88 | 1 | - | - | - | 2 |
| Section N - Administrative and support service act. | 14,077 | 473 | 476 | 12,287 | 802 | 9 | 15 | 1 | 14 |
| 77.Rental and leasing activities | 1,179 | 176 | 150 | 500 | 346 | 1 | 2 | 1 | 3 |
| 78.Employment activities | 46 | 5 | 9 | 30 | 1 | - | - | - | 1 |
| 79.Travel agency,tour operator,reservation service and related activities. | 1,585 | 85 | 114 | 1,327 | 51 | - | 2 | - | 6 |
| 80.Security and investigation activities | 5,948 | 54 | 27 | 5,762 | 99 | 3 | 2 | - | 1 |
| 81.Services to buildings and landscape activities | 2,602 | 96 | 138 | 2,110 | 252 | - | 6 | - | - |
| 82.Office administrative,office support and other business support activities | 2,717 | 57 | 38 | 2,558 | 53 | 5 | 3 | - | 3 |
| Section O - Public administration and defence; compulsory social security. . | 27,332 | 29 | 11 | 27,011 | 137 | 122 | 5 | 6 | 11 |
| 84.Public administration and defence;compulsory social security | 27,332 | 29 | 11 | 27,011 | 137 | 122 | 5 | 6 | 11 |
| Section P - Education | 11,345 | 112 | 206 | 10,899 | 92 | 22 | 5 | 1 | 8 |
| 85.Education | 11,345 | 112 | 206 | 10,899 | 92 | 22 | 5 | 1 | 8 |
| Section Q - Human health and social work.activities | 7,977 | 173 | 266 | 7,411 | 69 | 35 | 2 | - | 21 |
| 86.Human health activities | 7,025 | 171 | 262 | 6,491 | 60 | 30 | 2 | - | 9 |
| 87.Residential care activities | 150 | 1 | - | 138 | 2 | 1 | - | - | 8 |
| 88.Social work activities without accomodation | 802 | 1 | 4 | 782 | 7 | 4 | - | - | 4 |
| Section R - Arts, entertainment and recreation | 4,140 | 229 | 290 | 3,337 | 261 | 7 | 5 | 3 | 8 |
| 90.Creative,arts and entertainment activities | 357 | 50 | 120 | 126 | 60 | 1 | - | - | - |
| 91.Libraries, archives,museums and other cultural act | 365 | 3 | 3 | 344 | 13 | - | - | 2 | - |
| 92.Gambling and betting activities . . . | 1,568 | 53 | 32 | 1,394 | 83 | 1 | 2 | - | 3 |
| 93.Sports activities and amusement and recreation act | 1,850 | 123 | 135 | 1,473 | 105 | 5 | 3 | 1 | 5 |
| Section S - Other service activities. . . | 3,879 | 305 | 1,335 | 1,794 | 345 | 29 | 27 | 3 | 41 |
| 94.Activities of membership organisations | 1,313 | 14 | 131 | 1,041 | 75 | 5 | 6 | 1 | 40 |
| 95.Repair of computers and personal household goods | 1,217 | 137 | 687 | 258 | 117 | 8 | 9 | - | 1 |
| 96.Other personal service activities . . | 1,349 | 154 | 517 | 495 | 153 | 16 | 12 | 2 | - |
| Section T - Activities of households as employers | 2,779 | 22 | 151 | 1,610 | 985 | 4 | 4 | - | 3 |
| 97.Activities of households as employers of domestic personnel. | 2,779 | 22 | 151 | 1,610 | 985 | 4 | 4 | - | 3 |
| Section U - Activities of extraterritorial organisations and bodies. . . | 182 | 1 | - | 170 | 9 | - | - | - | 2 |
| 99.Activities of extraterritorial organisations and bodies. | 182 | 1 | - | 170 | 9 | - | - | - | 2 |
| Not stated. | 540 | 22 | 37 | 175 | 34 | - | 16 | 4 | 252 |

Table CA11- Currently employed population 16 years of age and over by employment status, industry(section and division) and sex

| Country, Island, Industry (section & division) and Sex | Total | Employment status | | | | | | | | |
|--|---------|-------------------|----------------------|----------------------|---|------------|----------------------------|-----------------------------------|--------------------------|--|
| | | Self-employed | | Employee | | | Unpaid family worker | Member of producers' co-op. | Other & not stated | |
| | | With employees | Without employees | Paid by the month | Paid by day, week, fortnight, job | Apprentice | | | | |
| Island of Mauritius | | | | | | | | | | |
| Female | 179,237 | 3,873 | 11,268 | 141,966 | 16,299 | 409 | 4,312 | 75 | 1,035 | |
| Section A - Agriculture, forestry and fishing | 7,325 | 184 | 1,043 | 2,281 | 3,304 | 4 | 486 | 16 | 7 | |
| 01.Crop and animal production, hunting and related service activities | 7,186 | 182 | 994 | 2,207 | 3,296 | 3 | 481 | 16 | 7 | |
| 02.Forestry and logging | 13 | - | - | 12 | 1 | - | - | - | - | |
| 03.Fishing and aquaculture | 126 | 2 | 49 | 62 | 7 | 1 | 5 | - | - | |
| Section B - Mining and quarrying | 105 | 1 | - | 104 | - | - | - | - | - | |
| 05.Mining of coal and lignite | - | - | - | - | - | - | - | - | - | |
| 06.Extraction of crude petroleum and natural gas | - | - | - | - | - | - | - | - | - | |
| 07.Mining of metal ores | - | - | - | - | - | - | - | - | - | |
| 08.Other mining and quarrying | 105 | 1 | - | 104 | - | - | - | - | - | |
| 09.Mining support service activities | - | - | - | - | - | - | - | - | - | |
| Section C - Manufacturing | 40,711 | 479 | 1,718 | 30,736 | 6,965 | 44 | 428 | 13 | 328 | |
| 10.Manufacture of food products | 5,575 | 107 | 230 | 4,115 | 962 | 9 | 114 | 3 | 35 | |
| 11.Manufacture of beverages | 561 | 4 | 3 | 525 | 27 | - | 1 | 1 | - | |
| 12.Manufacture of tobacco products | 3 | - | - | 2 | 1 | - | - | - | - | |
| 13.Manufacture of textiles | 1,083 | 20 | 47 | 898 | 100 | 2 | 15 | 1 | - | |
| 14.Manufacture of wearing apparel | 26,114 | 191 | 1,244 | 18,830 | 5,406 | 15 | 136 | 7 | 285 | |
| 15.Manufacture of leather & related products | 746 | 17 | 30 | 603 | 77 | 1 | 17 | - | 1 | |
| 16.Manufacture of wood & of products of wood & cork, except furniture; manufacture of articles of straw & plaiting materials | 227 | 5 | 8 | 194 | 12 | 2 | 5 | - | 1 | |
| 17.Manufacture of paper & paper products | 217 | 4 | 2 | 184 | 22 | - | 5 | - | - | |
| 18.Printing & reproduction of recorded media | 771 | 26 | 6 | 694 | 26 | 1 | 18 | - | - | |
| 19.Manufacture of coke and refined petroleum products | 12 | - | - | 12 | - | - | - | - | - | |
| 20.Manufacture of chemicals & chemical products | 572 | 5 | 1 | 541 | 22 | 1 | 1 | - | 1 | |
| 21.Manufacture of basic pharmaceutical products & pharmaceutical preparations | 74 | 1 | - | 72 | 1 | - | - | - | - | |
| 22.Manufacture of rubber & plastic products | 438 | 12 | 1 | 325 | 97 | - | 2 | - | 1 | |
| 23.Manufacture of other non-metallic mineral products | 240 | 4 | 5 | 214 | 11 | - | 5 | - | 1 | |
| 24.Manufacturing of basic metals | 45 | 1 | - | 44 | - | - | - | - | - | |
| 25.Manufacture of fabricated metal products, except machinery & equipment | 387 | 13 | 4 | 328 | 23 | 3 | 16 | - | - | |
| 26.Man of computer, electronic & optical products | 883 | 2 | - | 856 | 24 | - | 1 | - | - | |
| 27.Manufacture of electrical equipment | 81 | - | - | 77 | 4 | - | - | - | - | |
| 28.Manufacture of machinery & equipment.n.e.c | 31 | - | - | 31 | - | - | - | - | - | |
| 29.Man. of motor vehicles, trailers & semi-trailers | 25 | 2 | - | 21 | - | - | 2 | - | - | |
| 30.Manufacture of other transport equipment | 57 | - | 1 | 53 | 1 | 1 | 1 | - | - | |
| 31.Manufacture of furniture | 341 | 21 | 11 | 248 | 31 | 3 | 27 | - | - | |
| 32.Other manufacturing | 2,188 | 44 | 124 | 1,836 | 116 | 6 | 58 | 1 | 3 | |
| 33.Repair & installation of machinery and equipment | 40 | - | 1 | 33 | 2 | - | 4 | - | - | |
| Section D - Electricity, gas, steam & air conditioning supply | 167 | 1 | - | 163 | - | 3 | - | - | - | |
| 35.Electricity, gas, steam & air conditioning supply | 167 | 1 | - | 163 | - | 3 | - | - | - | |

Table CA11- Currently employed population 16 years of age and over by employment status, industry(section and division) and sex

| Country, Island, Industry (section & division) and Sex | Total | Employment status | | | | | | | |
|--|--------|-------------------|----------------------|----------------------|---|------------|----------------------------|-----------------------------------|--------------------------|
| | | Self-employed | | Employee | | | Unpaid family worker | Member of producers' co-op. | Other & not stated |
| | | With employees | Without employees | Paid by the month | Paid by day, week, fortnight, job | Apprentice | | | |
| Island of Mauritius | | | | | | | | | |
| Section E - Water supply,sewerage,waste management & remediation activities. | 407 | 7 | 7 | 371 | 19 | 3 | - | - | - |
| 36.Water collection,treatment & supply | 172 | - | - | 164 | 6 | 2 | - | - | - |
| 37.Sewerage. | 103 | - | - | 101 | 1 | 1 | - | - | - |
| 38.Waste collection,treatment & disposal activities; materials recovery. | 132 | 7 | 7 | 106 | 12 | - | - | - | - |
| 39.Remediation activities & other waste management services. | - | - | - | - | - | - | - | - | - |
| Section F - Construction. | 1,581 | 56 | 59 | 1,057 | 346 | 6 | 33 | 1 | 23 |
| 41.Construction of buildings | 891 | 37 | 31 | 520 | 258 | 6 | 17 | 1 | 21 |
| 42.Civil engineering | 164 | 3 | 3 | 129 | 27 | - | 2 | - | - |
| 43.Specialised construction activities | 526 | 16 | 25 | 408 | 61 | - | 14 | - | 2 |
| Section G - Wholesale & retail trade,repair of motor vehicles & motorcycles. | 27,655 | 1,406 | 5,232 | 17,661 | 1,009 | 35 | 2,244 | 15 | 53 |
| 45.Wholesale and retail trade and repair of motor vehicles & motorcycles. | 1,095 | 56 | 49 | 913 | 22 | 3 | 51 | - | 1 |
| 46.Wholesale trade, except for m.vehicles & m.cycles | 3,350 | 168 | 128 | 2,827 | 89 | 7 | 128 | - | 3 |
| 47.Retail trade, except for m.vehicles & m.cycles | 23,210 | 1,182 | 5,055 | 13,921 | 898 | 25 | 2,065 | 15 | 49 |
| Section H - Transportation and storage. | 3,423 | 68 | 86 | 3,121 | 59 | 5 | 80 | 1 | 3 |
| 49.Land transport and transport via pipelines | 638 | 45 | 74 | 405 | 41 | 1 | 71 | - | 1 |
| 50.Water transport | 140 | 8 | 3 | 121 | 4 | 1 | 3 | - | - |
| 51.Air transport | 921 | 2 | - | 912 | 4 | 1 | - | - | 1 |
| 52.Warehousing & support act. for transportation | 1,210 | 12 | 9 | 1,173 | 8 | 1 | 6 | - | 1 |
| 53.Postal and courier activities | 514 | 1 | - | 510 | 2 | 1 | - | - | - |
| Section I - Accomodation and food service activities | 14,148 | 441 | 1,341 | 10,662 | 888 | 35 | 760 | 4 | 17 |
| 55.Accomodation. | 7,498 | 52 | 33 | 7,207 | 155 | 23 | 19 | - | 9 |
| 56.Food and beverage service activities. | 6,650 | 389 | 1,308 | 3,455 | 733 | 12 | 741 | 4 | 8 |
| Section J - Information and communication | 4,212 | 34 | 21 | 4,087 | 48 | 9 | 10 | - | 3 |
| 58.Publishing activities | 509 | 2 | 1 | 482 | 17 | 5 | 2 | - | - |
| 59.Motion picture, video and TV programme production, sound recording and music publishing.activities | 60 | 3 | 3 | 51 | 2 | - | 1 | - | - |
| 60.Programming and broadcasting activities | 345 | 2 | - | 339 | 3 | 1 | - | - | - |
| 61.Telecommunications. | 1,138 | 9 | 5 | 1,106 | 11 | 2 | 3 | - | 2 |
| 62.Computer programming, consultancy & related act. | 1,538 | 12 | 11 | 1,499 | 11 | 1 | 3 | - | 1 |
| 63.Information service activities. | 622 | 6 | 1 | 610 | 4 | - | 1 | - | - |
| Section K - Financial and insurance activities | 6,895 | 26 | 13 | 6,749 | 41 | 36 | 8 | 1 | 21 |
| 64.Financial service activities, except insurance & pension funding | 4,590 | 8 | 3 | 4,531 | 12 | 28 | 2 | 1 | 5 |
| 65.Insurance,reinsurance and pension funding, except compulsory social security. | 1,785 | 15 | 6 | 1,713 | 27 | 4 | 6 | - | 14 |
| 66.Activities auxiliary to financial service and | 520 | 3 | 4 | 505 | 2 | 4 | - | - | 2 |
| Section L - Real estate activities. | 551 | 17 | 25 | 479 | 15 | - | 13 | 1 | 1 |
| 68.Real estate activities. | 551 | 17 | 25 | 479 | 15 | - | 13 | 1 | 1 |

Table CA11- Currently employed population 16 years of age and over by employment status, industry(section and division) and sex

| Country, Island, Industry (section & division) and Sex | Total | Employment status | | | | | | | |
|--|--------|-------------------|----------------------|----------------------|---|------------|----------------------------|-----------------------------------|--------------------------|
| | | Self-employed | | Employee | | | Unpaid family worker | Member of producers' co-op. | Other & not stated |
| | | With employees | Without employees | Paid by the month | Paid by day, week, fortnight, job | Apprentice | | | |
| Island of Mauritius | | | | | | | | | |
| Section M - Professional, scientific & technical act. | 4,287 | 155 | 163 | 3,798 | 70 | 36 | 51 | 2 | 12 |
| 69.Legal and accounting activities . . . | 2,088 | 69 | 47 | 1,908 | 19 | 27 | 16 | 1 | 1 |
| 70.Act.of head offices;management consultancy act. | 395 | 18 | 13 | 351 | 3 | 2 | 5 | - | 3 |
| 71.Architectural and engineering activities;technical testing & analysis. | 514 | 17 | 11 | 457 | 17 | 2 | 6 | - | 4 |
| 72.Scientific research and development . | 216 | - | - | 210 | 3 | 3 | - | - | - |
| 73.Advertising and market research . . . | 543 | 22 | 19 | 480 | 15 | 1 | 4 | 1 | 1 |
| 74.Other professional, scientific and technical act. | 511 | 28 | 73 | 374 | 12 | 1 | 20 | - | 3 |
| 75.Veterinary activities | 20 | 1 | - | 18 | 1 | - | - | - | - |
| Section N - Administrative and support service act. | 8,364 | 99 | 82 | 7,851 | 264 | 20 | 42 | 1 | 5 |
| 77.Rental and leasing activities | 156 | 15 | 32 | 94 | 3 | - | 11 | - | 1 |
| 78.Employment activities | 91 | 4 | 2 | 80 | 5 | - | - | - | - |
| 79.Travel agency,tour operator,reservation service and related activities. | 1,338 | 46 | 25 | 1,235 | 18 | 5 | 8 | 1 | - |
| 80.Security and investigation activities | 647 | 3 | 4 | 630 | 2 | 2 | 6 | - | - |
| 81.Services to buildings and landscape activities | 2,477 | 10 | 7 | 2,283 | 166 | 2 | 7 | - | 2 |
| 82.Office administrative,office support and other business support activities | 3,655 | 21 | 12 | 3,529 | 70 | 11 | 10 | - | 2 |
| Section O - Public administration and defence; compulsory social security. . | 8,773 | 13 | 8 | 8,653 | 55 | 26 | 7 | 3 | 8 |
| 84.Public administration and defence;compulsory social security | 8,773 | 13 | 8 | 8,653 | 55 | 26 | 7 | 3 | 8 |
| Section P - Education | 18,124 | 378 | 249 | 17,250 | 127 | 58 | 25 | 5 | 32 |
| 85.Education | 18,124 | 378 | 249 | 17,250 | 127 | 58 | 25 | 5 | 32 |
| Section Q - Human health and social work.activities | 9,888 | 87 | 157 | 9,456 | 84 | 44 | 13 | 4 | 43 |
| 86.Human health activities | 7,726 | 49 | 98 | 7,470 | 55 | 34 | 8 | 4 | 8 |
| 87.Residential care activities | 670 | 10 | 2 | 633 | 9 | 2 | - | - | 14 |
| 88.Social work activities without accomodation | 1,492 | 28 | 57 | 1,353 | 20 | 8 | 5 | - | 21 |
| Section R - Arts, entertainment and recreation | 1,865 | 56 | 56 | 1,583 | 140 | 2 | 25 | 1 | 2 |
| 90.Creative,arts and entertainment activities | 142 | 15 | 25 | 66 | 32 | - | 3 | 1 | - |
| 91.Libraries, archives,museums and other cultural act | 221 | 3 | 3 | 206 | 8 | 1 | - | - | - |
| 92.Gambling and betting activities . . . | 1,009 | 13 | 4 | 907 | 75 | - | 10 | - | - |
| 93.Sports activities and amusement and recreation act | 493 | 25 | 24 | 404 | 25 | 1 | 12 | - | 2 |
| Section S - Other service activities. . . | 3,827 | 325 | 902 | 2,161 | 275 | 38 | 64 | 4 | 58 |
| 94.Activities of membership organisations | 852 | 2 | 8 | 743 | 27 | 4 | 8 | 4 | 56 |
| 95.Repair of computers and personal household goods | 107 | 12 | 24 | 49 | 6 | - | 16 | - | - |
| 96.Other personal service activities . . | 2,868 | 311 | 870 | 1,369 | 242 | 34 | 40 | - | 2 |
| Section T - Activities of households as employers | 16,288 | 35 | 100 | 13,549 | 2,578 | 3 | 16 | 3 | 4 |
| 97.Activities of households as employers of domestic personnel. | 16,288 | 35 | 100 | 13,549 | 2,578 | 3 | 16 | 3 | 4 |
| Section U - Activities of extraterritorial organisations and bodies. . . | 154 | - | 1 | 146 | 7 | - | - | - | - |
| 99.Activities of extraterritorial organisations and bodies. | 154 | - | 1 | 146 | 7 | - | - | - | - |
| Not stated. | 487 | 5 | 5 | 48 | 5 | 2 | 7 | - | 415 |

Table CA11- Currently employed population 16 years of age and over by employment status, industry(section and division) and sex

| Country, Island, Industry (section & division) and Sex | Total | Employment status | | | | | | | |
|---|--------|-------------------|----------------------|----------------------|---|------------|----------------------------|-----------------------------------|--------------------------|
| | | Self-employed | | Employee | | | Unpaid family worker | Member of producers' co-op. | Other & not stated |
| | | With employees | Without employees | Paid by the month | Paid by day, week, fortnight, job | Apprentice | | | |
| Island of Rodrigues | | | | | | | | | |
| Both sexes | 15,415 | 610 | 5,195 | 7,669 | 1,319 | 72 | 499 | 26 | 25 |
| Section A - Agriculture,forestry and fishing | 4,616 | 133 | 3,647 | 316 | 171 | 2 | 328 | 13 | 6 |
| 01.Crop and animal production, hunting and related service activities. | 3,077 | 92 | 2,357 | 204 | 90 | 2 | 324 | 4 | 4 |
| 02.Forestry and logging. | 102 | - | - | 100 | 2 | - | - | - | - |
| 03.Fishing and aquaculture | 1,437 | 41 | 1,290 | 12 | 79 | - | 4 | 9 | 2 |
| Section B - Mining and quarrying. | 84 | 4 | - | 44 | 36 | - | - | - | - |
| 05.Mining of coal and lignite. | - | - | - | - | - | - | - | - | - |
| 06.Extraction of crude petroleum and natural gas | - | - | - | - | - | - | - | - | - |
| 07.Mining of metal ores. | - | - | - | - | - | - | - | - | - |
| 08.Other mining and quarrying. | 84 | 4 | - | 44 | 36 | - | - | - | - |
| 09.Mining support service activities . . | - | - | - | - | - | - | - | - | - |
| Section C - Manufacturing | 943 | 60 | 469 | 274 | 101 | 12 | 20 | 6 | 1 |
| 10.Manufacture of food products. | 180 | 14 | 54 | 81 | 19 | 2 | 9 | - | 1 |
| 11.Manufacture of beverages. | 23 | - | 1 | 22 | - | - | - | - | - |
| 12.Manufacture of tobacco products . . . | - | - | - | - | - | - | - | - | - |
| 13.Manufacture of textiles | 46 | 1 | 40 | 4 | - | - | 1 | - | - |
| 14.Manufacture of wearing apparel. . . . | 206 | 10 | 121 | 48 | 24 | - | 2 | 1 | - |
| 15.Manufacture of leather & related products | 10 | 2 | 4 | 1 | 1 | 1 | 1 | - | - |
| 16.Manufacture of wood & of products of wood & cork, except furniture; manufacture of articles of straw & plaiting materials. | 39 | 4 | 16 | 12 | 6 | 1 | - | - | - |
| 17.Manufacture of paper & paper products | - | - | - | - | - | - | - | - | - |
| 18.Printing & reproduction of recorded media | 13 | - | 3 | 8 | 2 | - | - | - | - |
| 19.Manufacture of coke and refined petroleum products | 1 | - | - | 1 | - | - | - | - | - |
| 20.Manufacture of chemicals & chemical products | 5 | - | - | 5 | - | - | - | - | - |
| 21.Manufacture of basic pharmaceutical products & pharmaceutical preparations | - | - | - | - | - | - | - | - | - |
| 22.Manufacture of rubber & plastic products | 9 | 1 | 1 | 7 | - | - | - | - | - |
| 23.Manufacture of other non-metallic mineral products | 25 | 2 | 1 | 20 | 2 | - | - | - | - |
| 24.Manufacturing of basic metals | 1 | - | 1 | - | - | - | - | - | - |
| 25.Manufacture of fabricated metal products,except machinery & equipment | 99 | 13 | 44 | 20 | 20 | 2 | - | - | - |
| 26.Man of computer,electronic & optical.products | - | - | - | - | - | - | - | - | - |
| 27.Manufacture of electrical equipment . | - | - | - | - | - | - | - | - | - |
| 28.Manufacture of machinery & equipment.n.e.c | 1 | - | - | - | 1 | - | - | - | - |
| 29.Man. of motor vehicles, trailers & semi-trailers | - | - | - | - | - | - | - | - | - |
| 30.Manufacture of other transport equipment | 5 | - | 2 | 1 | - | 1 | 1 | - | - |
| 31.Manufacture of furniture. | 109 | 9 | 58 | 20 | 16 | 5 | 1 | - | - |
| 32.Other manufacturing | 165 | 4 | 121 | 20 | 10 | - | 5 | 5 | - |
| 33.Repair & installation of machinery and equipment | 6 | - | 2 | 4 | - | - | - | - | - |
| Section D - Electricity, gas, steam & air conditioning supply. | 102 | 1 | - | 100 | 1 | - | - | - | - |
| 35.Electricity, gas, steam & air conditioning supply | 102 | 1 | - | 100 | 1 | - | - | - | - |

Table CA11- Currently employed population 16 years of age and over by employment status, industry(section and division) and sex

| Country, Island, Industry (section & division) and Sex | Total | Employment status | | | | | | | |
|--|-------|-------------------|----------------------|----------------------|---|------------|----------------------------|-----------------------------------|--------------------------|
| | | Self-employed | | Employee | | | Unpaid family worker | Member of producers' co-op. | Other & not stated |
| | | With employees | Without employees | Paid by the month | Paid by day, week, fortnight, job | Apprentice | | | |
| Island of Rodrigues | | | | | | | | | |
| Section E - Water supply,sewerage,waste management & remediation activities. | 274 | 2 | - | 269 | 3 | - | - | - | - |
| 36.Water collection,treatment & supply | 260 | 1 | - | 256 | 3 | - | - | - | - |
| 37.Sewerage. | 2 | - | - | 2 | - | - | - | - | - |
| 38.Waste collection,treatment & disposal activities; materials recovery. | 12 | 1 | - | 11 | - | - | - | - | - |
| 39.Remediation activities & other waste management services. | - | - | - | - | - | - | - | - | - |
| Section F - Construction. | 1,319 | 91 | 317 | 412 | 485 | 9 | 4 | - | 1 |
| 41.Construction of buildings | 1,045 | 77 | 274 | 263 | 419 | 8 | 4 | - | - |
| 42.Civil engineering | 141 | 4 | 1 | 117 | 19 | - | - | - | - |
| 43.Specialised construction activities | 133 | 10 | 42 | 32 | 47 | 1 | - | - | 1 |
| Section G - Wholesale & retail trade,repair of motor vehicles & motorcycles. | 1,571 | 143 | 429 | 732 | 140 | 9 | 114 | 2 | 2 |
| 45.Wholesale and retail trade and repair of motor vehicles & motorcycles. | 177 | 16 | 32 | 100 | 21 | 3 | 4 | - | 1 |
| 46.Wholesale trade, except for m.vehicles & m.cycles | 210 | 8 | 14 | 129 | 54 | 1 | 4 | - | - |
| 47.Retail trade, except for m.vehicles & m.cycles | 1,184 | 119 | 383 | 503 | 65 | 5 | 106 | 2 | 1 |
| Section H - Transportation and storage. | 617 | 49 | 70 | 368 | 127 | - | 2 | 1 | - |
| 49.Land transport and transport via pipelines | 384 | 48 | 66 | 196 | 71 | - | 2 | 1 | - |
| 50.Water transport | 19 | - | 4 | 8 | 7 | - | - | - | - |
| 51.Air transport | 25 | - | - | 25 | - | - | - | - | - |
| 52.Warehousing & support act. for transportation | 143 | 1 | - | 93 | 49 | - | - | - | - |
| 53.Postal and courier activities | 46 | - | - | 46 | - | - | - | - | - |
| Section I - Accomodation and food service activities | 864 | 71 | 119 | 599 | 38 | 9 | 26 | 2 | - |
| 55.Accomodation. | 502 | 25 | 15 | 429 | 21 | 8 | 4 | - | - |
| 56.Food and beverage service activities. | 362 | 46 | 104 | 170 | 17 | 1 | 22 | 2 | - |
| Section J - Information and communication | 142 | 2 | 6 | 129 | 5 | - | - | - | - |
| 58.Publishing activities | 18 | 1 | 1 | 14 | 2 | - | - | - | - |
| 59.Motion picture, video and TV programme production, sound recording and music publishing.activities | 5 | - | 2 | 3 | - | - | - | - | - |
| 60.Programming and broadcasting activities | 32 | - | - | 31 | 1 | - | - | - | - |
| 61.Telecommunications. | 68 | - | 1 | 65 | 2 | - | - | - | - |
| 62.Computer programming, consultancy & related act. | 14 | 1 | 1 | 12 | - | - | - | - | - |
| 63.Information service activities. | 5 | - | 1 | 4 | - | - | - | - | - |
| Section K - Financial and insurance activities | 153 | - | - | 148 | 3 | 2 | - | - | - |
| 64.Financial service activities, except insurance & pension funding | 112 | - | - | 111 | 1 | - | - | - | - |
| 65.Insurance,reinsurance and pension funding, except compulsory social security. | 37 | - | - | 33 | 2 | 2 | - | - | - |
| 66.Activities auxilliary to financial service and insurance activities. | 4 | - | - | 4 | - | - | - | - | - |
| Section L - Real estate activities. | 7 | - | 1 | 6 | - | - | - | - | - |
| 68.Real estate activities. | 7 | - | 1 | 6 | - | - | - | - | - |

Table CA11- Currently employed population 16 years of age and over by employment status, industry(section and division) and sex

| Country, Island, Industry (section & division) and Sex | Total | Employment status | | | | | | | |
|--|-------|-------------------|----------------------|----------------------|---|------------|----------------------------|-----------------------------------|--------------------------|
| | | Self-employed | | Employee | | | Unpaid family worker | Member of producers' co-op. | Other & not stated |
| | | With employees | Without employees | Paid by the month | Paid by day, week, fortnight, job | Apprentice | | | |
| Island of Rodrigues | | | | | | | | | |
| Section M - Professional, scientific & technical act. | 108 | 3 | 11 | 91 | 2 | 1 | - | - | - |
| 69.Legal and accounting activities . . . | 4 | - | - | 4 | - | - | - | - | - |
| 70.Act.of head offices;management consultancy act. | 5 | - | - | 5 | - | - | - | - | - |
| 71.Architectural and engineering activities;technical testing & analysis. | 13 | 1 | 4 | 7 | 1 | - | - | - | - |
| 72.Scientific research and development . | 48 | - | - | 47 | 1 | - | - | - | - |
| 73.Advertising and market research . . . | 1 | - | 1 | - | - | - | - | - | - |
| 74.Other professional, scientific and technical act. | 28 | 2 | 6 | 19 | - | 1 | - | - | - |
| 75.Veterinary activities | 9 | - | - | 9 | - | - | - | - | - |
| Section N - Administrative and support service act. | 362 | 8 | 13 | 321 | 19 | 1 | - | - | - |
| 77.Rental and leasing activities | 8 | - | 3 | 3 | 2 | - | - | - | - |
| 78.Employment activities | 3 | - | 1 | 2 | - | - | - | - | - |
| 79.Travel agency,tour operator,reservation service and related activities. | 57 | 6 | 2 | 42 | 7 | - | - | - | - |
| 80.Security and investigation activities | 96 | 1 | - | 91 | 4 | - | - | - | - |
| 81.Services to buildings and landscape activities | 185 | 1 | 7 | 171 | 5 | 1 | - | - | - |
| 82.Office administrative,office support and other business support activities | 13 | - | - | 12 | 1 | - | - | - | - |
| Section O - Public administration and defence; compulsory social security. . | 1,579 | 1 | 3 | 1,547 | 12 | 14 | - | - | 2 |
| 84.Public administration and defence;compulsory social security | 1,579 | 1 | 3 | 1,547 | 12 | 14 | - | - | 2 |
| Section P - Education | 1,009 | 3 | 8 | 977 | 16 | 5 | - | - | - |
| 85.Education | 1,009 | 3 | 8 | 977 | 16 | 5 | - | - | - |
| Section Q - Human health and social work.activities | 672 | 5 | 13 | 640 | 10 | 3 | - | 1 | - |
| 86.Human health activities | 544 | 3 | - | 535 | 3 | 3 | - | - | - |
| 87.Residential care activities | 16 | - | 2 | 13 | 1 | - | - | - | - |
| 88.Social work activities without accomodation | 112 | 2 | 11 | 92 | 6 | - | - | 1 | - |
| Section R - Arts, entertainment and recreation | 148 | 12 | 9 | 117 | 9 | - | 1 | - | - |
| 90.Creative,arts and entertainment activities | 8 | 2 | 2 | 3 | - | - | 1 | - | - |
| 91.Libraries, archives,museums and other cultural act | 40 | - | - | 39 | 1 | - | - | - | - |
| 92.Gambling and betting activities . . . | 52 | 2 | 1 | 48 | 1 | - | - | - | - |
| 93.Sports activities and amusement and recreation act | 48 | 8 | 6 | 27 | 7 | - | - | - | - |
| Section S - Other service activities. . . | 204 | 20 | 55 | 108 | 15 | 2 | 2 | 1 | 1 |
| 94.Activities of membership organisations | 79 | 1 | - | 72 | 3 | 1 | - | 1 | 1 |
| 95.Repair of computers and personal household goods | 24 | 2 | 14 | 4 | 3 | - | 1 | - | - |
| 96.Other personal service activities . . | 101 | 17 | 41 | 32 | 9 | 1 | 1 | - | - |
| Section T - Activities of households as employers | 619 | 2 | 24 | 461 | 126 | 3 | 2 | - | 1 |
| 97.Activities of households as employers of domestic personnel. | 619 | 2 | 24 | 461 | 126 | 3 | 2 | - | 1 |
| Section U - Activities of extraterritorial organisations and bodies. . . | 5 | - | - | 5 | - | - | - | - | - |
| 99.Activities of extraterritorial organisations and bodies. | 5 | - | - | 5 | - | - | - | - | - |
| Not stated. | 17 | - | 1 | 5 | - | - | - | - | 11 |

Table CA11- Currently employed population 16 years of age and over by employment status, industry(section and division) and sex

| Country, Island, Industry (section & division) and Sex | Total | Employment status | | | | | | | | |
|---|-------|-------------------|----------------------|----------------------|---|------------|----------------------------|-----------------------------------|--------------------------|--|
| | | Self-employed | | Employee | | | Unpaid family worker | Member of producers' co-op. | Other & not stated | |
| | | With employees | Without employees | Paid by the month | Paid by day, week, fortnight, job | Apprentice | | | | |
| Island of Rodrigues | | | | | | | | | | |
| Male | 9,524 | 427 | 2,931 | 4,877 | 1,100 | 43 | 118 | 10 | 18 | |
| Section A - Agriculture,forestry and fishing | 2,653 | 80 | 2,047 | 282 | 143 | 1 | 86 | 9 | 5 | |
| 01.Crop and animal production, hunting and related service activities | 1,234 | 44 | 859 | 174 | 69 | 1 | 84 | - | 3 | |
| 02.Forestry and logging. | 98 | - | - | 96 | 2 | - | - | - | - | |
| 03.Fishing and aquaculture | 1,321 | 36 | 1,188 | 12 | 72 | - | 2 | 9 | 2 | |
| Section B - Mining and quarrying. | 79 | 4 | - | 39 | 36 | - | - | - | - | |
| 05.Mining of coal and lignite. | - | - | - | - | - | - | - | - | - | |
| 06.Extraction of crude petroleum and natural gas | - | - | - | - | - | - | - | - | - | |
| 07.Mining of metal ores. | - | - | - | - | - | - | - | - | - | |
| 08.Other mining and quarrying. | 79 | 4 | - | 39 | 36 | - | - | - | - | |
| 09.Mining support service activities . . | - | - | - | - | - | - | - | - | - | |
| Section C - Manufacturing | 475 | 49 | 160 | 183 | 69 | 10 | 3 | - | 1 | |
| 10.Manufacture of food products. | 103 | 10 | 16 | 59 | 15 | - | 2 | - | 1 | |
| 11.Manufacture of beverages. | 20 | - | 1 | 19 | - | - | - | - | - | |
| 12.Manufacture of tobacco products . . . | - | - | - | - | - | - | - | - | - | |
| 13.Manufacture of textiles | 4 | 1 | 2 | 1 | - | - | - | - | - | |
| 14.Manufacture of wearing apparel. . . . | 37 | 4 | 12 | 14 | 7 | - | - | - | - | |
| 15.Manufacture of leather & related products | 6 | 2 | 2 | - | 1 | 1 | - | - | - | |
| 16.Manufacture of wood & of products of wood & cork, except furniture; manufacture of articles of straw & plaiting materials. | 25 | 3 | 7 | 8 | 6 | 1 | - | - | - | |
| 17.Manufacture of paper & paper products | - | - | - | - | - | - | - | - | - | |
| 18.Printing & reproduction of recorded media | 10 | - | 2 | 6 | 2 | - | - | - | - | |
| 19.Manufacture of coke and refined petroleum products | 1 | - | - | 1 | - | - | - | - | - | |
| 20.Manufacture of chemicals & chemical products | 2 | - | - | 2 | - | - | - | - | - | |
| 21.Manufacture of basic pharmaceutical products & pharmaceutical preparations | - | - | - | - | - | - | - | - | - | |
| 22.Manufacture of rubber & plastic products | 8 | 1 | 1 | 6 | - | - | - | - | - | |
| 23.Manufacture of other non-metallic mineral products | 24 | 2 | 1 | 19 | 2 | - | - | - | - | |
| 24.Manufacturing of basic metals | 1 | - | 1 | - | - | - | - | - | - | |
| 25.Manufacture of fabricated metal products,except machinery & equipment | 96 | 13 | 44 | 17 | 20 | 2 | - | - | - | |
| 26.Man of computer,electronic & optical.products | - | - | - | - | - | - | - | - | - | |
| 27.Manufacture of electrical equipment . | - | - | - | - | - | - | - | - | - | |
| 28.Manufacture of machinery & equipment.n.e.c | - | - | - | - | - | - | - | - | - | |
| 29.Man. of motor vehicles, trailers & semi-trailers | - | - | - | - | - | - | - | - | - | |
| 30.Manufacture of other transport equipment | 3 | - | 1 | 1 | - | 1 | - | - | - | |
| 31.Manufacture of furniture. | 106 | 9 | 57 | 18 | 16 | 5 | 1 | - | - | |
| 32.Other manufacturing | 23 | 4 | 11 | 8 | - | - | - | - | - | |
| 33.Repair & installation of machinery and equipment | 6 | - | 2 | 4 | - | - | - | - | - | |
| Section D - Electricity, gas, steam & air conditioning supply. | 93 | 1 | - | 91 | 1 | - | - | - | - | |
| 35.Electricity, gas, steam & air conditioning supply | 93 | 1 | - | 91 | 1 | - | - | - | - | |

Table CA11- Currently employed population 16 years of age and over by employment status, industry(section and division) and sex

| Country, Island, Industry (section & division) and Sex | Total | Employment status | | | | | | | |
|--|-------|-------------------|----------------------|----------------------|---|------------|----------------------------|-----------------------------------|--------------------------|
| | | Self-employed | | Employee | | | Unpaid family worker | Member of producers' co-op. | Other & not stated |
| | | With employees | Without employees | Paid by the month | Paid by day, week, fortnight, job | Apprentice | | | |
| Island of Rodrigues | | | | | | | | | |
| Section E - Water supply,sewerage,waste management & remediation activities. | 258 | 2 | - | 253 | 3 | - | - | - | - |
| 36.Water collection,treatment & supply | 246 | 1 | - | 242 | 3 | - | - | - | - |
| 37.Sewerage. | 2 | - | - | 2 | - | - | - | - | - |
| 38.Waste collection,treatment & disposal activities; materials recovery. | 10 | 1 | - | 9 | - | - | - | - | - |
| 39.Remediation activities & other waste management services. | - | - | - | - | - | - | - | - | - |
| Section F - Construction. | 1,297 | 91 | 316 | 395 | 482 | 9 | 3 | - | 1 |
| 41.Construction of buildings | 1,027 | 77 | 273 | 250 | 416 | 8 | 3 | - | - |
| 42.Civil engineering | 138 | 4 | 1 | 114 | 19 | - | - | - | - |
| 43.Specialised construction activities | 132 | 10 | 42 | 31 | 47 | 1 | - | - | 1 |
| Section G - Wholesale & retail trade,repair of motor vehicles & motorcycles. | 878 | 88 | 216 | 433 | 116 | 6 | 18 | - | 1 |
| 45.Wholesale and retail trade and repair of motor vehicles & motorcycles. | 159 | 14 | 32 | 88 | 21 | 3 | - | - | 1 |
| 46.Wholesale trade, except for m.vehicles & m.cycles | 166 | 7 | 12 | 94 | 52 | 1 | - | - | - |
| 47.Retail trade, except for m.vehicles & m.cycles | 553 | 67 | 172 | 251 | 43 | 2 | 18 | - | - |
| Section H - Transportation and storage. | 569 | 46 | 70 | 326 | 125 | - | 1 | 1 | - |
| 49.Land transport and transport via pipelines | 375 | 46 | 66 | 191 | 70 | - | 1 | 1 | - |
| 50.Water transport | 16 | - | 4 | 5 | 7 | - | - | - | - |
| 51.Air transport | 18 | - | - | 18 | - | - | - | - | - |
| 52.Warehousing & support act. for transportation | 124 | - | - | 76 | 48 | - | - | - | - |
| 53.Postal and courier activities | 36 | - | - | 36 | - | - | - | - | - |
| Section I - Accomodation and food service activities | 405 | 37 | 48 | 292 | 18 | 5 | 5 | - | - |
| 55.Accomodation. | 257 | 10 | 6 | 222 | 14 | 4 | 1 | - | - |
| 56.Food and beverage service activities. | 148 | 27 | 42 | 70 | 4 | 1 | 4 | - | - |
| Section J - Information and communication | 104 | 2 | 5 | 92 | 5 | - | - | - | - |
| 58.Publishing activities | 13 | 1 | 1 | 9 | 2 | - | - | - | - |
| 59.Motion picture, video and TV programme production, sound recording and music publishing.activities | 3 | - | 1 | 2 | - | - | - | - | - |
| 60.Programming and broadcasting activities | 23 | - | - | 22 | 1 | - | - | - | - |
| 61.Telecommunications. | 54 | - | 1 | 51 | 2 | - | - | - | - |
| 62.Computer programming, consultancy & related act. | 8 | 1 | 1 | 6 | - | - | - | - | - |
| 63.Information service activities. | 3 | - | 1 | 2 | - | - | - | - | - |
| Section K - Financial and insurance activities | 76 | - | - | 75 | 1 | - | - | - | - |
| 64.Financial service activities, except insurance & pension funding | 60 | - | - | 59 | 1 | - | - | - | - |
| 65.Insurance,reinsurance and pension funding, except compulsory social security. | 15 | - | - | 15 | - | - | - | - | - |
| 66.Activities auxilliary to financial service and insurance activities. | 1 | - | - | 1 | - | - | - | - | - |
| Section L - Real estate activities. | 5 | - | 1 | 4 | - | - | - | - | - |
| 68.Real estate activities. | 5 | - | 1 | 4 | - | - | - | - | - |

Table CA11- Currently employed population 16 years of age and over by employment status, industry(section and division) and sex

| Country, Island, Industry (section & division) and Sex | Total | Employment status | | | | | | | |
|--|-------|-------------------|----------------------|----------------------|---|------------|----------------------------|-----------------------------------|--------------------------|
| | | Self-employed | | Employee | | | Unpaid family worker | Member of producers' co-op. | Other & not stated |
| | | With employees | Without employees | Paid by the month | Paid by day, week, fortnight, job | Apprentice | | | |
| Island of Rodrigues | | | | | | | | | |
| Section M - Professional, scientific & technical act. | 87 | 2 | 8 | 76 | - | 1 | - | - | - |
| 69.Legal and accounting activities . . . | 2 | - | - | 2 | - | - | - | - | - |
| 70.Act.of head offices;management consultancy act. | 1 | - | - | 1 | - | - | - | - | - |
| 71.Architectural and engineering activities;technical testing & analysis. | 11 | 1 | 3 | 7 | - | - | - | - | - |
| 72.Scientific research and development . | 41 | - | - | 41 | - | - | - | - | - |
| 73.Advertising and market research . . . | 1 | - | 1 | - | - | - | - | - | - |
| 74.Other professional, scientific and technical act. | 24 | 1 | 4 | 18 | - | 1 | - | - | - |
| 75.Veterinary activities | 7 | - | - | 7 | - | - | - | - | - |
| Section N - Administrative and support service act. | 273 | 7 | 13 | 237 | 15 | 1 | - | - | - |
| 77.Rental and leasing activities | 7 | - | 3 | 3 | 1 | - | - | - | - |
| 78.Employment activities | 3 | - | 1 | 2 | - | - | - | - | - |
| 79.Travel agency,tour operator,reservation service and related activities. | 39 | 5 | 2 | 26 | 6 | - | - | - | - |
| 80.Security and investigation activities | 89 | 1 | - | 84 | 4 | - | - | - | - |
| 81.Services to buildings and landscape activities | 131 | 1 | 7 | 118 | 4 | 1 | - | - | - |
| 82.Office administrative,office support and other business support activities | 4 | - | - | 4 | - | - | - | - | - |
| Section O - Public administration and defence; compulsory social security. . | 1,231 | 1 | 1 | 1,211 | 10 | 7 | - | - | 1 |
| 84.Public administration and defence;compulsory social security | 1,231 | 1 | 1 | 1,211 | 10 | 7 | - | - | 1 |
| Section P - Education | 462 | - | 6 | 451 | 4 | 1 | - | - | - |
| 85.Education | 462 | - | 6 | 451 | 4 | 1 | - | - | - |
| Section Q - Human health and social work.activities | 302 | 3 | - | 295 | 3 | 1 | - | - | - |
| 86.Human health activities | 267 | 3 | - | 262 | 1 | 1 | - | - | - |
| 87.Residential care activities | 1 | - | - | 1 | - | - | - | - | - |
| 88.Social work activities without accomodation | 34 | - | - | 32 | 2 | - | - | - | - |
| Section R - Arts, entertainment and recreation | 93 | 9 | 6 | 70 | 7 | - | 1 | - | - |
| 90.Creative,arts and entertainment activities | 5 | 2 | 1 | 1 | - | - | 1 | - | - |
| 91.Libraries, archives,museums and other cultural act | 27 | - | - | 26 | 1 | - | - | - | - |
| 92.Gambling and betting activities . . . | 26 | 2 | - | 24 | - | - | - | - | - |
| 93.Sports activities and amusement and recreation act | 35 | 5 | 5 | 19 | 6 | - | - | - | - |
| Section S - Other service activities. . . | 78 | 5 | 27 | 39 | 4 | 1 | 1 | - | 1 |
| 94.Activities of membership organisations | 35 | - | - | 31 | 2 | 1 | - | - | 1 |
| 95.Repair of computers and personal household goods | 19 | 1 | 13 | 4 | 1 | - | - | - | - |
| 96.Other personal service activities . . | 24 | 4 | 14 | 4 | 1 | - | 1 | - | - |
| Section T - Activities of households as employers | 91 | - | 7 | 26 | 58 | - | - | - | - |
| 97.Activities of households as employers of domestic personnel. | 91 | - | 7 | 26 | 58 | - | - | - | - |
| Section U - Activities of extraterritorial organisations and bodies. . . | 4 | - | - | 4 | - | - | - | - | - |
| 99.Activities of extraterritorial organisations and bodies. | 4 | - | - | 4 | - | - | - | - | - |
| Not stated. | 11 | - | - | 3 | - | - | - | - | 8 |

Table CA11- Currently employed population 16 years of age and over by employment status, industry(section and division) and sex

| Country, Island, Industry (section & division) and Sex | Total | Employment status | | | | | | | | |
|---|-------|-------------------|----------------------|----------------------|---|------------|----------------------------|-----------------------------------|--------------------------|--|
| | | Self-employed | | Employee | | | Unpaid family worker | Member of producers' co-op. | Other & not stated | |
| | | With employees | Without employees | Paid by the month | Paid by day, week, fortnight, job | Apprentice | | | | |
| Island of Rodrigues | | | | | | | | | | |
| Female | 5,891 | 183 | 2,264 | 2,792 | 219 | 29 | 381 | 16 | 7 | |
| Section A - Agriculture,forestry and fishing | 1,963 | 53 | 1,600 | 34 | 28 | 1 | 242 | 4 | 1 | |
| 01.Crop and animal production, hunting and related service activities. | 1,843 | 48 | 1,498 | 30 | 21 | 1 | 240 | 4 | 1 | |
| 02.Forestry and logging. | 4 | - | - | 4 | - | - | - | - | - | |
| 03.Fishing and aquaculture | 116 | 5 | 102 | - | 7 | - | 2 | - | - | |
| Section B - Mining and quarrying. | 5 | - | - | 5 | - | - | - | - | - | |
| 05.Mining of coal and lignite. | - | - | - | - | - | - | - | - | - | |
| 06.Extraction of crude petroleum and natural gas | - | - | - | - | - | - | - | - | - | |
| 07.Mining of metal ores. | - | - | - | - | - | - | - | - | - | |
| 08.Other mining and quarrying. | 5 | - | - | 5 | - | - | - | - | - | |
| 09.Mining support service activities | - | - | - | - | - | - | - | - | - | |
| Section C - Manufacturing | 468 | 11 | 309 | 91 | 32 | 2 | 17 | 6 | - | |
| 10.Manufacture of food products. | 77 | 4 | 38 | 22 | 4 | 2 | 7 | - | - | |
| 11.Manufacture of beverages. | 3 | - | - | 3 | - | - | - | - | - | |
| 12.Manufacture of tobacco products | - | - | - | - | - | - | - | - | - | |
| 13.Manufacture of textiles | 42 | - | 38 | 3 | - | - | 1 | - | - | |
| 14.Manufacture of wearing apparel. | 169 | 6 | 109 | 34 | 17 | - | 2 | 1 | - | |
| 15.Manufacture of leather & related products | 4 | - | 2 | 1 | - | - | 1 | - | - | |
| 16.Manufacture of wood & of products of wood & cork, except furniture; manufacture of articles of straw & plaiting materials. | 14 | 1 | 9 | 4 | - | - | - | - | - | |
| 17.Manufacture of paper & paper products | - | - | - | - | - | - | - | - | - | |
| 18.Printing & reproduction of recorded media | 3 | - | 1 | 2 | - | - | - | - | - | |
| 19.Manufacture of coke and refined petroleum products | - | - | - | - | - | - | - | - | - | |
| 20.Manufacture of chemicals & chemical products | 3 | - | - | 3 | - | - | - | - | - | |
| 21.Manufacture of basic pharmaceutical products & pharmaceutical preparations | - | - | - | - | - | - | - | - | - | |
| 22.Manufacture of rubber & plastic products | 1 | - | - | 1 | - | - | - | - | - | |
| 23.Manufacture of other non-metallic mineral products | 1 | - | - | 1 | - | - | - | - | - | |
| 24.Manufacturing of basic metals | - | - | - | - | - | - | - | - | - | |
| 25.Manufacture of fabricated metal products,except machinery & equipment | 3 | - | - | 3 | - | - | - | - | - | |
| 26.Man of computer,electronic & optical.products | - | - | - | - | - | - | - | - | - | |
| 27.Manufacture of electrical equipment | - | - | - | - | - | - | - | - | - | |
| 28.Manufacture of machinery & equipment.n.e.c | 1 | - | - | - | 1 | - | - | - | - | |
| 29.Man. of motor vehicles, trailers & semi-trailers | - | - | - | - | - | - | - | - | - | |
| 30.Manufacture of other transport equipment | 2 | - | 1 | - | - | - | 1 | - | - | |
| 31.Manufacture of furniture. | 3 | - | 1 | 2 | - | - | - | - | - | |
| 32.Other manufacturing | 142 | - | 110 | 12 | 10 | - | 5 | 5 | - | |
| 33.Repair & installation of machinery and equipment | - | - | - | - | - | - | - | - | - | |
| Section D - Electricity, gas, steam & air conditioning supply. | 9 | - | - | 9 | - | - | - | - | - | |
| 35.Electricity, gas, steam & air conditioning supply | 9 | - | - | 9 | - | - | - | - | - | |

Table CA11- Currently employed population 16 years of age and over by employment status, industry(section and division) and sex

| Country, Island, Industry (section & division) and Sex | Total | Employment status | | | | | | | |
|--|-------|-------------------|----------------------|----------------------|---|------------|----------------------------|-----------------------------------|--------------------------|
| | | Self-employed | | Employee | | | Unpaid family worker | Member of producers' co-op. | Other & not stated |
| | | With employees | Without employees | Paid by the month | Paid by day, week, fortnight, job | Apprentice | | | |
| Island of Rodrigues | | | | | | | | | |
| Section E - Water supply,sewerage,waste management & remediation activities. | 16 | - | - | 16 | - | - | - | - | - |
| 36.Water collection,treatment & supply | 14 | - | - | 14 | - | - | - | - | - |
| 37.Sewerage. | - | - | - | - | - | - | - | - | - |
| 38.Waste collection,treatment & disposal activities; materials recovery. | 2 | - | - | 2 | - | - | - | - | - |
| 39.Remediation activities & other waste management services. | - | - | - | - | - | - | - | - | - |
| Section F - Construction. | 22 | - | 1 | 17 | 3 | - | 1 | - | - |
| 41.Construction of buildings | 18 | - | 1 | 13 | 3 | - | 1 | - | - |
| 42.Civil engineering | 3 | - | - | 3 | - | - | - | - | - |
| 43.Specialised construction activities | 1 | - | - | 1 | - | - | - | - | - |
| Section G - Wholesale & retail trade,repair of motor vehicles & motorcycles. | 693 | 55 | 213 | 299 | 24 | 3 | 96 | 2 | 1 |
| 45.Wholesale and retail trade and repair of motor vehicles & motorcycles. | 18 | 2 | - | 12 | - | - | 4 | - | - |
| 46.Wholesale trade, except for m.vehicles & m.cycles | 44 | 1 | 2 | 35 | 2 | - | 4 | - | - |
| 47.Retail trade, except for m.vehicles & m.cycles | 631 | 52 | 211 | 252 | 22 | 3 | 88 | 2 | 1 |
| Section H - Transportation and storage. | 48 | 3 | - | 42 | 2 | - | 1 | - | - |
| 49.Land transport and transport via pipelines | 9 | 2 | - | 5 | 1 | - | 1 | - | - |
| 50.Water transport | 3 | - | - | 3 | - | - | - | - | - |
| 51.Air transport | 7 | - | - | 7 | - | - | - | - | - |
| 52.Warehousing & support act. for transportation | 19 | 1 | - | 17 | 1 | - | - | - | - |
| 53.Postal and courier activities | 10 | - | - | 10 | - | - | - | - | - |
| Section I - Accomodation and food service activities | 459 | 34 | 71 | 307 | 20 | 4 | 21 | 2 | - |
| 55.Accomodation. | 245 | 15 | 9 | 207 | 7 | 4 | 3 | - | - |
| 56.Food and beverage service activities. | 214 | 19 | 62 | 100 | 13 | - | 18 | 2 | - |
| Section J - Information and communication | 38 | - | 1 | 37 | - | - | - | - | - |
| 58.Publishing activities | 5 | - | - | 5 | - | - | - | - | - |
| 59.Motion picture, video and TV programme production, sound recording and music publishing.activities | 2 | - | 1 | 1 | - | - | - | - | - |
| 60.Programming and broadcasting activities | 9 | - | - | 9 | - | - | - | - | - |
| 61.Telecommunications. | 14 | - | - | 14 | - | - | - | - | - |
| 62.Computer programming, consultancy & related act. | 6 | - | - | 6 | - | - | - | - | - |
| 63.Information service activities. | 2 | - | - | 2 | - | - | - | - | - |
| Section K - Financial and insurance activities | 77 | - | - | 73 | 2 | 2 | - | - | - |
| 64.Financial service activities, except insurance & pension funding | 52 | - | - | 52 | - | - | - | - | - |
| 65.Insurance,reinsurance and pension funding, except compulsory social security. | 22 | - | - | 18 | 2 | 2 | - | - | - |
| 66.Activities auxiliary to financial service and | 3 | - | - | 3 | - | - | - | - | - |
| Section L - Real estate activities. | 2 | - | - | 2 | - | - | - | - | - |
| 68.Real estate activities. | 2 | - | - | 2 | - | - | - | - | - |

Table CA11- Currently employed population 16 years of age and over by employment status, industry(section and division) and sex

| Country, Island, Industry (section & division) and Sex | Total | Employment status | | | | | | | | |
|--|-------|-------------------|----------------------|----------------------|---|------------|----------------------------|-----------------------------------|--------------------------|---|
| | | Self-employed | | Employee | | | Unpaid family worker | Member of producers' co-op. | Other & not stated | |
| | | With employees | Without employees | Paid by the month | Paid by day, week, fortnight, job | Apprentice | | | | |
| Island of Rodrigues | | | | | | | | | | |
| Section M - Professional, scientific & technical act. | 21 | 1 | 3 | 15 | 2 | - | - | - | - | - |
| 69.Legal and accounting activities . . . | 2 | - | - | 2 | - | - | - | - | - | - |
| 70.Act.of head offices;management consultancy act. | 4 | - | - | 4 | - | - | - | - | - | - |
| 71.Architectural and engineering activities;technical testing & analysis. | 2 | - | 1 | - | 1 | - | - | - | - | - |
| 72.Scientific research and development . | 7 | - | - | 6 | 1 | - | - | - | - | - |
| 73.Advertising and market research . . . | - | - | - | - | - | - | - | - | - | - |
| 74.Other professional, scientific and technical act. | 4 | 1 | 2 | 1 | - | - | - | - | - | - |
| 75.Veterinary activities | 2 | - | - | 2 | - | - | - | - | - | - |
| Section N - Administrative and support service act. | 89 | 1 | - | 84 | 4 | - | - | - | - | - |
| 77.Rental and leasing activities | 1 | - | - | - | 1 | - | - | - | - | - |
| 78.Employment activities | - | - | - | - | - | - | - | - | - | - |
| 79.Travel agency,tour operator,reservation service and related activities. | 18 | 1 | - | 16 | 1 | - | - | - | - | - |
| 80.Security and investigation activities | 7 | - | - | 7 | - | - | - | - | - | - |
| 81.Services to buildings and landscape activities | 54 | - | - | 53 | 1 | - | - | - | - | - |
| 82.Office administrative,office support and other business support activities | 9 | - | - | 8 | 1 | - | - | - | - | - |
| Section O - Public administration and defence; compulsory social security. . . | 348 | - | 2 | 336 | 2 | 7 | - | - | - | 1 |
| 84.Public administration and defence;compulsory social security | 348 | - | 2 | 336 | 2 | 7 | - | - | - | 1 |
| Section P - Education | 547 | 3 | 2 | 526 | 12 | 4 | - | - | - | - |
| 85.Education | 547 | 3 | 2 | 526 | 12 | 4 | - | - | - | - |
| Section Q - Human health and social work.activities | 370 | 2 | 13 | 345 | 7 | 2 | - | 1 | - | - |
| 86.Human health activities | 277 | - | - | 273 | 2 | 2 | - | - | - | - |
| 87.Residential care activities | 15 | - | 2 | 12 | 1 | - | - | - | - | - |
| 88.Social work activities without accomodation | 78 | 2 | 11 | 60 | 4 | - | - | 1 | - | - |
| Section R - Arts, entertainment and recreation | 55 | 3 | 3 | 47 | 2 | - | - | - | - | - |
| 90.Creative,arts and entertainment activities | 3 | - | 1 | 2 | - | - | - | - | - | - |
| 91.Libraries, archives,museums and other cultural act | 13 | - | - | 13 | - | - | - | - | - | - |
| 92.Gambling and betting activities . . . | 26 | - | 1 | 24 | 1 | - | - | - | - | - |
| 93.Sports activities and amusement and recreation act | 13 | 3 | 1 | 8 | 1 | - | - | - | - | - |
| Section S - Other service activities. . . | 126 | 15 | 28 | 69 | 11 | 1 | 1 | 1 | - | - |
| 94.Activities of membership organisations | 44 | 1 | - | 41 | 1 | - | - | 1 | - | - |
| 95.Repair of computers and personal household goods | 5 | 1 | 1 | - | 2 | - | 1 | - | - | - |
| 96.Other personal service activities . . | 77 | 13 | 27 | 28 | 8 | 1 | - | - | - | - |
| Section T - Activities of households as employers | 528 | 2 | 17 | 435 | 68 | 3 | 2 | - | - | 1 |
| 97.Activities of households as employers of domestic personnel. | 528 | 2 | 17 | 435 | 68 | 3 | 2 | - | - | 1 |
| Section U - Activities of extraterritorial organisations and bodies. . . | 1 | - | - | 1 | - | - | - | - | - | - |
| 99.Activities of extraterritorial organisations and bodies. | 1 | - | - | 1 | - | - | - | - | - | - |
| Not stated. | 6 | - | 1 | 2 | - | - | - | - | - | 3 |

Table CA12 - Currently employed population 16 years of age and over by employment status, occupation and sex

| Country, Island, Occupation (major & sub-major group) and Sex | Total | Employment status | | | | | | | | |
|---|---------|-------------------|----------------------|----------------------|---|------------|----------------------------|-----------------------------------|--------------------------|--|
| | | Self-employed | | Employee | | | Unpaid family worker | Member of producers' co-op. | Other & not stated | |
| | | With employees | Without employees | Paid by the month | Paid by day, week, fortnight, job | Apprentice | | | | |
| Republic of Mauritius | | | | | | | | | | |
| Both sexes | 522,198 | 22,698 | 66,374 | 363,602 | 59,402 | 1,396 | 6,214 | 254 | 2,258 | |
| Major group 1 - Managers | 29,284 | 7,704 | 3,638 | 16,860 | 369 | 22 | 569 | 16 | 106 | |
| 11.Chief executives, senior officials & legislators | 2,226 | 279 | 129 | 1,735 | 21 | 5 | 31 | 2 | 24 | |
| 12.Administrative & commercial managers | 8,476 | 1,725 | 700 | 5,838 | 38 | 6 | 143 | 4 | 22 | |
| 13.Production & specialised services managers | 8,011 | 2,350 | 394 | 5,034 | 129 | 5 | 55 | 6 | 38 | |
| 14.Hospitality, retail & other services managers | 10,571 | 3,350 | 2,415 | 4,253 | 181 | 6 | 340 | 4 | 22 | |
| Major group 2 - Professionals | 44,930 | 1,174 | 1,539 | 41,209 | 571 | 226 | 78 | 12 | 121 | |
| 21.Science & engineering professionals | 4,862 | 168 | 202 | 4,361 | 59 | 46 | 11 | 1 | 14 | |
| 22.Health professionals | 2,826 | 294 | 331 | 2,109 | 50 | 22 | 8 | - | 12 | |
| 23.Teaching professionals | 21,337 | 247 | 263 | 20,562 | 129 | 80 | 18 | 4 | 34 | |
| 24.Business & administration professionals | 8,595 | 127 | 145 | 8,181 | 68 | 37 | 25 | 4 | 8 | |
| 25.Information & communication technology professionals | 3,074 | 24 | 84 | 2,926 | 22 | 12 | 3 | 1 | 2 | |
| 26.Legal, social & cultural professionals | 4,236 | 314 | 514 | 3,070 | 243 | 29 | 13 | 2 | 51 | |
| Major group 3 - Technicians & associate professionals | 48,213 | 836 | 1,292 | 44,269 | 1,366 | 164 | 97 | 10 | 179 | |
| 31.Science & engineering associate professionals | 13,973 | 261 | 327 | 12,398 | 918 | 21 | 14 | 5 | 29 | |
| 32.Health associate professionals | 7,082 | 23 | 22 | 6,928 | 45 | 51 | 7 | 1 | 5 | |
| 33.Business & administration associate professionals | 19,992 | 406 | 407 | 18,770 | 241 | 54 | 46 | 2 | 66 | |
| 34.Legal, social & religious associate professionals | 3,794 | 106 | 296 | 3,162 | 116 | 17 | 21 | - | 76 | |
| 35.Information & communication technicians | 3,372 | 40 | 240 | 3,011 | 46 | 21 | 9 | 2 | 3 | |
| Major group 4 - Clerical support workers | 43,815 | 239 | 165 | 42,252 | 791 | 122 | 204 | 13 | 29 | |
| 41.General & keyboard clerks | 16,372 | 98 | 37 | 15,830 | 205 | 39 | 144 | 6 | 13 | |
| 42.Customer services clerks | 10,185 | 71 | 50 | 9,837 | 166 | 33 | 14 | 5 | 9 | |
| 43.Numerical & material recording clerks | 13,736 | 53 | 65 | 13,135 | 392 | 46 | 38 | 2 | 5 | |
| 44.Other clerical support workers | 3,522 | 17 | 13 | 3,450 | 28 | 4 | 8 | - | 2 | |
| Major group 5 - Service sales workers | 96,982 | 3,538 | 15,453 | 69,682 | 4,678 | 303 | 3,173 | 48 | 107 | |
| 51.Personal service workers | 26,913 | 703 | 2,031 | 21,889 | 1,801 | 116 | 336 | 11 | 26 | |
| 52.Sales workers | 42,574 | 2,776 | 13,287 | 21,223 | 2,346 | 46 | 2,792 | 35 | 69 | |
| 53.Personal care workers | 4,447 | 29 | 120 | 4,050 | 191 | 10 | 39 | - | 8 | |
| 54.Protective services workers | 23,048 | 30 | 15 | 22,520 | 340 | 131 | 6 | 2 | 4 | |
| Major group 6 - Skilled agricultural, forestry & fishery workers | 21,038 | 1,550 | 9,643 | 6,439 | 2,546 | 11 | 763 | 65 | 21 | |
| 61.Market oriented skilled agricultural workers | 16,129 | 1,353 | 5,932 | 6,112 | 1,936 | 8 | 738 | 35 | 15 | |
| 62.Market oriented skilled forestry, fishery & hunting workers | 4,909 | 197 | 3,711 | 327 | 610 | 3 | 25 | 30 | 6 | |
| 63.Subsistence farmers, fishers, hunters & gatherers | - | - | - | - | - | - | - | - | - | |

Table CA12 - Currently employed population 16 years of age and over by employment status, occupation and sex

| Country, Island, Occupation (major & sub-major group) and Sex | Total | Employment status | | | | | | | |
|--|--------|-------------------|----------------------|----------------------|---|------------|----------------------------|-----------------------------------|--------------------------|
| | | Self-employed | | Employee | | | Unpaid family worker | Member of producers' co-op. | Other & not stated |
| | | With employees | Without employees | Paid by the month | Paid by day, week, fortnight, job | Apprentice | | | |
| Republic of Mauritius | | | | | | | | | |
| Major group 7 - Craft & related trades workers | 91,710 | 5,349 | 22,062 | 37,727 | 25,474 | 450 | 499 | 35 | 114 |
| 71. Building & related trades workers, excluding electricians | 47,917 | 2,720 | 11,729 | 13,409 | 19,749 | 169 | 61 | 16 | 64 |
| 72. Metal, machinery & related trades workers | 14,890 | 1,020 | 3,204 | 8,258 | 2,172 | 152 | 60 | 4 | 20 |
| 73. Handicraft & printing workers | 5,781 | 223 | 851 | 4,183 | 400 | 28 | 89 | 4 | 3 |
| 74. Electrical & electronic trades workers . . | 6,376 | 235 | 1,206 | 4,345 | 540 | 40 | 6 | - | 4 |
| 75. Food processing, wood working, garment & other related trades workers | 16,746 | 1,151 | 5,072 | 7,532 | 2,613 | 61 | 283 | 11 | 23 |
| Major group 8 - Plant & machine operators & assemblers | 61,363 | 1,440 | 7,922 | 42,558 | 8,615 | 29 | 129 | 21 | 649 |
| 81. Stationary plant & machine operators . . . | 31,157 | 86 | 246 | 24,866 | 5,248 | 14 | 53 | 10 | 634 |
| 82. Assemblers | 470 | 5 | 7 | 361 | 88 | 4 | 4 | - | 1 |
| 83. Drivers & mobile plant operators | 29,736 | 1,349 | 7,669 | 17,331 | 3,279 | 11 | 72 | 11 | 14 |
| Major group 9 - Elementary occupations | 83,599 | 843 | 4,601 | 62,018 | 14,953 | 68 | 681 | 30 | 405 |
| 91. Cleaners & helpers | 33,246 | 69 | 183 | 28,854 | 3,994 | 28 | 94 | 7 | 17 |
| 92. Agricultural, forestry & fishery labourers | 16,981 | 340 | 1,784 | 8,231 | 6,367 | 2 | 234 | 13 | 10 |
| 93. Labourers in mining, construction, manufacturing & transport | 14,375 | 76 | 112 | 10,175 | 3,543 | 14 | 80 | 6 | 369 |
| 94. Food preparation assistants | 2,108 | 119 | 527 | 1,087 | 202 | 6 | 163 | - | 4 |
| 95. Street & related sales & service workers | 2,367 | 143 | 1,841 | 103 | 185 | 1 | 93 | 1 | - |
| 96. Refuse workers & other elementary workers | 14,522 | 96 | 154 | 13,568 | 662 | 17 | 17 | 3 | 5 |
| Not stated | 1,264 | 25 | 59 | 588 | 39 | 1 | 21 | 4 | 527 |

Table CA12 - Currently employed population 16 years of age and over by employment status, occupation and sex

| Country, Island, Occupation (major & sub-major group) and Sex | Total | Employment status | | | | | | | |
|---|---------|-------------------|----------------------|----------------------|---|------------|----------------------------|-----------------------------------|--------------------------|
| | | Self-employed | | Employee | | | Unpaid family worker | Member of producers' co-op. | Other & not stated |
| | | With employees | Without employees | Paid by the month | Paid by day, week, fortnight, job | Apprentice | | | |
| Republic of Mauritius | | | | | | | | | |
| Male. | 337,070 | 18,642 | 52,842 | 218,844 | 42,884 | 958 | 1,521 | 163 | 1,216 |
| Major group 1 - Managers | 20,948 | 6,053 | 2,558 | 11,894 | 257 | 12 | 94 | 11 | 69 |
| 11.Chief executives, senior officials & legislators | 1,631 | 221 | 100 | 1,270 | 17 | 2 | 5 | - | 16 |
| 12.Administrative & commercial managers. | 5,589 | 1,350 | 521 | 3,649 | 27 | 2 | 20 | 2 | 18 |
| 13.Production & specialised services managers. | 6,225 | 1,947 | 295 | 3,834 | 109 | 5 | 8 | 5 | 22 |
| 14.Hospitality , retail & other services managers. | 7,503 | 2,535 | 1,642 | 3,141 | 104 | 3 | 61 | 4 | 13 |
| Major group 2 - Professionals. | 22,245 | 771 | 1,130 | 19,806 | 345 | 107 | 17 | 4 | 65 |
| 21.Science & engineering professionals | 3,855 | 149 | 174 | 3,440 | 42 | 36 | 4 | - | 10 |
| 22.Health professionals. | 1,787 | 231 | 247 | 1,255 | 32 | 9 | 4 | - | 9 |
| 23.Teaching professionals. | 7,203 | 30 | 88 | 7,012 | 43 | 21 | 1 | 1 | 7 |
| 24.Business & administration professionals | 4,345 | 89 | 114 | 4,082 | 39 | 16 | 2 | 1 | 2 |
| 25.Information & communication technology professionals | 2,213 | 22 | 79 | 2,078 | 20 | 9 | 2 | 1 | 2 |
| 26.Legal, social & cultural professionals. | 2,842 | 250 | 428 | 1,939 | 169 | 16 | 4 | 1 | 35 |
| Major group 3 - Technicians & associate professionals | 29,839 | 729 | 1,134 | 26,939 | 813 | 101 | 36 | 6 | 81 |
| 31.Science & engineering associate professionals | 11,187 | 237 | 313 | 10,070 | 522 | 19 | 6 | 4 | 16 |
| 32.Health associate professionals. | 3,052 | 12 | 17 | 2,980 | 18 | 21 | 3 | - | 1 |
| 33.Business & administration associate professionals | 10,367 | 353 | 343 | 9,452 | 143 | 26 | 16 | - | 34 |
| 34.Legal, social & religious associate professionals | 2,318 | 88 | 228 | 1,864 | 90 | 15 | 6 | - | 27 |
| 35.Information & communication technicians. | 2,915 | 39 | 233 | 2,573 | 40 | 20 | 5 | 2 | 3 |
| Major group 4 - Clerical support workers | 17,324 | 117 | 109 | 16,624 | 403 | 39 | 11 | 4 | 17 |
| 41.General & keyboard clerks | 4,328 | 20 | 11 | 4,189 | 84 | 12 | 3 | 3 | 6 |
| 42.Customer services clerks. | 3,582 | 57 | 39 | 3,392 | 78 | 8 | - | 1 | 7 |
| 43.Numerical & material recording clerks | 7,385 | 27 | 47 | 7,066 | 222 | 15 | 5 | - | 3 |
| 44.Other clerical support workers. | 2,029 | 13 | 12 | 1,977 | 19 | 4 | 3 | - | 1 |
| Major group 5 - Service sales workers. | 59,335 | 2,343 | 9,091 | 44,193 | 2,763 | 206 | 663 | 29 | 47 |
| 51.Personal service workers. | 16,513 | 341 | 919 | 14,090 | 1,044 | 59 | 41 | 8 | 11 |
| 52.Sales workers | 20,903 | 1,971 | 8,154 | 8,688 | 1,395 | 26 | 617 | 19 | 33 |
| 53.Personal care workers | 510 | 2 | 3 | 501 | 2 | 2 | - | - | - |
| 54.Protective services workers | 21,409 | 29 | 15 | 20,914 | 322 | 119 | 5 | 2 | 3 |
| Major group 6 - Skilled agricultural, forestry & fishery workers | 16,810 | 1,385 | 7,454 | 5,643 | 2,043 | 8 | 208 | 53 | 16 |
| 61.Market oriented skilled agricultural workers | 12,088 | 1,194 | 3,896 | 5,324 | 1,444 | 6 | 191 | 23 | 10 |
| 62.Market oriented skilled forestry, fishery & hunting workers | 4,722 | 191 | 3,558 | 319 | 599 | 2 | 17 | 30 | 6 |
| 63.Subsistence farmers, fishers, hunters & gatherers | - | - | - | - | - | - | - | - | - |

Table CA12 - Currently employed population 16 years of age and over by employment status, occupation and sex

| Country, Island, Occupation (major & sub-major group) and Sex | Total | Employment status | | | | | | | |
|--|--------|-------------------|----------------------|----------------------|---|------------|----------------------------|-----------------------------------|--------------------------|
| | | Self-employed | | Employee | | | Unpaid family worker | Member of producers' co-op. | Other & not stated |
| | | With employees | Without employees | Paid by the month | Paid by day, week, fortnight, job | Apprentice | | | |
| Republic of Mauritius | | | | | | | | | |
| Major group 7 - Craft & related trades workers | 82,789 | 5,160 | 20,108 | 32,504 | 24,253 | 423 | 223 | 26 | 92 |
| 71.Building & related trades workers, excluding electricians. | 47,308 | 2,708 | 11,690 | 13,099 | 19,520 | 166 | 54 | 15 | 56 |
| 72.Metal, machinery & related trades workers | 14,696 | 1,018 | 3,195 | 8,098 | 2,157 | 151 | 54 | 4 | 19 |
| 73.Handicraft & printing workers | 3,588 | 201 | 590 | 2,484 | 263 | 20 | 28 | - | 2 |
| 74.Electrical & electronic trades workers . . | 6,290 | 231 | 1,201 | 4,274 | 537 | 39 | 4 | - | 4 |
| 75.Food processing, wood working, garment & other related trades workers. | 10,907 | 1,002 | 3,432 | 4,549 | 1,776 | 47 | 83 | 7 | 11 |
| Major group 8 - Plant & machine operators & assemblers. | 42,946 | 1,390 | 7,754 | 28,709 | 4,871 | 23 | 79 | 14 | 106 |
| 81.Stationary plant & machine operators. . . | 13,080 | 59 | 135 | 11,239 | 1,530 | 8 | 15 | 3 | 91 |
| 82.Assemblers. | 296 | 5 | 7 | 205 | 73 | 4 | 1 | - | 1 |
| 83.Drivers & mobile plant operators. | 29,570 | 1,326 | 7,612 | 17,265 | 3,268 | 11 | 63 | 11 | 14 |
| Major group 9 - Elementary occupations | 43,921 | 671 | 3,454 | 32,151 | 7,103 | 38 | 174 | 12 | 318 |
| 91.Cleaners & helpers. | 7,655 | 25 | 104 | 6,901 | 582 | 13 | 24 | - | 6 |
| 92.Agricultural, forestry & fishery labourers | 11,587 | 279 | 1,325 | 6,591 | 3,320 | 1 | 59 | 5 | 7 |
| 93.Labourers in mining, construction, manufacturing & transport | 9,025 | 67 | 106 | 6,092 | 2,408 | 8 | 42 | 4 | 298 |
| 94.Food preparation assistants | 999 | 96 | 339 | 468 | 68 | 4 | 21 | - | 3 |
| 95.Street & related sales & service workers | 1,819 | 115 | 1,446 | 91 | 144 | 1 | 21 | 1 | - |
| 96.Refuse workers & other elementary workers | 12,836 | 89 | 134 | 12,008 | 581 | 11 | 7 | 2 | 4 |
| Not stated | 913 | 23 | 50 | 381 | 33 | 1 | 16 | 4 | 405 |

Table CA12 - Currently employed population 16 years of age and over by employment status, occupation and sex

| Country, Island, Occupation (major & sub-major group) and Sex | Total | Employment status | | | | | | | |
|---|---------|-------------------|----------------------|----------------------|---|------------|----------------------------|-----------------------------------|--------------------------|
| | | Self-employed | | Employee | | | Unpaid family worker | Member of producers' co-op. | Other & not stated |
| | | With employees | Without employees | Paid by the month | Paid by day, week, fortnight, job | Apprentice | | | |
| Republic of Mauritius | | | | | | | | | |
| Female. | 185,128 | 4,056 | 13,532 | 144,758 | 16,518 | 438 | 4,693 | 91 | 1,042 |
| Major group 1 - Managers | 8,336 | 1,651 | 1,080 | 4,966 | 112 | 10 | 475 | 5 | 37 |
| 11.Chief executives, senior officials & legislators | 595 | 58 | 29 | 465 | 4 | 3 | 26 | 2 | 8 |
| 12.Administrative & commercial managers. | 2,887 | 375 | 179 | 2,189 | 11 | 4 | 123 | 2 | 4 |
| 13.Production & specialised services managers | 1,786 | 403 | 99 | 1,200 | 20 | - | 47 | 1 | 16 |
| 14.Hospitality , retail & other services managers | 3,068 | 815 | 773 | 1,112 | 77 | 3 | 279 | - | 9 |
| Major group 2 - Professionals. | 22,685 | 403 | 409 | 21,403 | 226 | 119 | 61 | 8 | 56 |
| 21.Science & engineering professionals | 1,007 | 19 | 28 | 921 | 17 | 10 | 7 | 1 | 4 |
| 22.Health professionals. | 1,039 | 63 | 84 | 854 | 18 | 13 | 4 | - | 3 |
| 23.Teaching professionals. | 14,134 | 217 | 175 | 13,550 | 86 | 59 | 17 | 3 | 27 |
| 24.Business & administration professionals | 4,250 | 38 | 31 | 4,099 | 29 | 21 | 23 | 3 | 6 |
| 25.Information & communication technology professionals | 861 | 2 | 5 | 848 | 2 | 3 | 1 | - | - |
| 26.Legal, social & cultural professionals. | 1,394 | 64 | 86 | 1,131 | 74 | 13 | 9 | 1 | 16 |
| Major group 3 - Technicians & associate professionals | 18,374 | 107 | 158 | 17,330 | 553 | 63 | 61 | 4 | 98 |
| 31.Science & engineering associate professionals | 2,786 | 24 | 14 | 2,328 | 396 | 2 | 8 | 1 | 13 |
| 32.Health associate professionals. | 4,030 | 11 | 5 | 3,948 | 27 | 30 | 4 | 1 | 4 |
| 33.Business & administration associate professionals | 9,625 | 53 | 64 | 9,318 | 98 | 28 | 30 | 2 | 32 |
| 34.Legal, social & religious associate professionals | 1,476 | 18 | 68 | 1,298 | 26 | 2 | 15 | - | 49 |
| 35.Information & communication technicians. | 457 | 1 | 7 | 438 | 6 | 1 | 4 | - | - |
| Major group 4 - Clerical support workers | 26,491 | 122 | 56 | 25,628 | 388 | 83 | 193 | 9 | 12 |
| 41.General & keyboard clerks | 12,044 | 78 | 26 | 11,641 | 121 | 27 | 141 | 3 | 7 |
| 42.Customer services clerks. | 6,603 | 14 | 11 | 6,445 | 88 | 25 | 14 | 4 | 2 |
| 43.Numerical & material recording clerks | 6,351 | 26 | 18 | 6,069 | 170 | 31 | 33 | 2 | 2 |
| 44.Other clerical support workers. | 1,493 | 4 | 1 | 1,473 | 9 | - | 5 | - | 1 |
| Major group 5 - Service sales workers. | 37,647 | 1,195 | 6,362 | 25,489 | 1,915 | 97 | 2,510 | 19 | 60 |
| 51.Personal service workers. | 10,400 | 362 | 1,112 | 7,799 | 757 | 57 | 295 | 3 | 15 |
| 52.Sales workers | 21,671 | 805 | 5,133 | 12,535 | 951 | 20 | 2,175 | 16 | 36 |
| 53.Personal care workers | 3,937 | 27 | 117 | 3,549 | 189 | 8 | 39 | - | 8 |
| 54.Protective services workers | 1,639 | 1 | - | 1,606 | 18 | 12 | 1 | - | 1 |
| Major group 6 - Skilled agricultural, forestry & fishery workers | 4,228 | 165 | 2,189 | 796 | 503 | 3 | 555 | 12 | 5 |
| 61.Market oriented skilled agricultural workers | 4,041 | 159 | 2,036 | 788 | 492 | 2 | 547 | 12 | 5 |
| 62.Market oriented skilled forestry, fishery & hunting workers | 187 | 6 | 153 | 8 | 11 | 1 | 8 | - | - |
| 63.Subsistence farmers, fishers, hunters & gatherers | - | - | - | - | - | - | - | - | - |

Table CA12 - Currently employed population 16 years of age and over by employment status, occupation and sex

| Country, Island, Occupation (major & sub-major group) and Sex | Total | Employment status | | | | | | | |
|--|--------|-------------------|----------------------|----------------------|---|------------|----------------------------|-----------------------------------|--------------------------|
| | | Self-employed | | Employee | | | Unpaid family worker | Member of producers' co-op. | Other & not stated |
| | | With employees | Without employees | Paid by the month | Paid by day, week, fortnight, job | Apprentice | | | |
| Republic of Mauritius | | | | | | | | | |
| Major group 7 - Craft & related trades workers | 8,921 | 189 | 1,954 | 5,223 | 1,221 | 27 | 276 | 9 | 22 |
| 71.Building & related trades workers, excluding electricians. | 609 | 12 | 39 | 310 | 229 | 3 | 7 | 1 | 8 |
| 72.Metal, machinery & related trades workers | 194 | 2 | 9 | 160 | 15 | 1 | 6 | - | 1 |
| 73.Handicraft & printing workers | 2,193 | 22 | 261 | 1,699 | 137 | 8 | 61 | 4 | 1 |
| 74.Electrical & electronic trades workers . . | 86 | 4 | 5 | 71 | 3 | 1 | 2 | - | - |
| 75.Food processing, wood working, garment & other related trades workers. | 5,839 | 149 | 1,640 | 2,983 | 837 | 14 | 200 | 4 | 12 |
| Major group 8 - Plant & machine operators & assemblers. | 18,417 | 50 | 168 | 13,849 | 3,744 | 6 | 50 | 7 | 543 |
| 81.Stationary plant & machine operators. . . | 18,077 | 27 | 111 | 13,627 | 3,718 | 6 | 38 | 7 | 543 |
| 82.Assemblers. | 174 | - | - | 156 | 15 | - | 3 | - | - |
| 83.Drivers & mobile plant operators. | 166 | 23 | 57 | 66 | 11 | - | 9 | - | - |
| Major group 9 - Elementary occupations | 39,678 | 172 | 1,147 | 29,867 | 7,850 | 30 | 507 | 18 | 87 |
| 91.Cleaners & helpers. | 25,591 | 44 | 79 | 21,953 | 3,412 | 15 | 70 | 7 | 11 |
| 92.Agricultural, forestry & fishery labourers | 5,394 | 61 | 459 | 1,640 | 3,047 | 1 | 175 | 8 | 3 |
| 93.Labourers in mining, construction, manufacturing & transport | 5,350 | 9 | 6 | 4,083 | 1,135 | 6 | 38 | 2 | 71 |
| 94.Food preparation assistants | 1,109 | 23 | 188 | 619 | 134 | 2 | 142 | - | 1 |
| 95.Street & related sales & service workers | 548 | 28 | 395 | 12 | 41 | - | 72 | - | - |
| 96.Refuse workers & other elementary workers | 1,686 | 7 | 20 | 1,560 | 81 | 6 | 10 | 1 | 1 |
| Not stated | 351 | 2 | 9 | 207 | 6 | - | 5 | - | 122 |

Table CA12 - Currently employed population 16 years of age and over by employment status, occupation and sex

| Country, Island, Occupation (major & sub-major group) and Sex | Total | Employment status | | | | | | | | |
|---|---------|-------------------|----------------------|----------------------|---|------------|----------------------------|-----------------------------------|--------------------------|--|
| | | Self-employed | | Employee | | | Unpaid family worker | Member of producers' co-op. | Other & not stated | |
| | | With employees | Without employees | Paid by the month | Paid by day, week, fortnight, job | Apprentice | | | | |
| Island of Mauritius | | | | | | | | | | |
| Both sexes | 506,783 | 22,088 | 61,179 | 355,933 | 58,083 | 1,324 | 5,715 | 228 | 2,233 | |
| Major group 1 - Managers | 28,854 | 7,565 | 3,559 | 16,667 | 362 | 21 | 558 | 16 | 106 | |
| 11.Chief executives, senior officials & legislators | 2,189 | 277 | 129 | 1,700 | 21 | 5 | 31 | 2 | 24 | |
| 12.Administrative & commercial managers | 8,423 | 1,713 | 693 | 5,805 | 38 | 6 | 142 | 4 | 22 | |
| 13.Production & specialised services managers | 7,909 | 2,307 | 390 | 4,981 | 127 | 5 | 55 | 6 | 38 | |
| 14.Hospitality, retail & other services managers | 10,333 | 3,268 | 2,347 | 4,181 | 176 | 5 | 330 | 4 | 22 | |
| Major group 2 - Professionals | 44,022 | 1,167 | 1,524 | 40,352 | 550 | 220 | 76 | 12 | 121 | |
| 21.Science & engineering professionals | 4,812 | 168 | 198 | 4,316 | 59 | 45 | 11 | 1 | 14 | |
| 22.Health professionals | 2,795 | 291 | 331 | 2,082 | 49 | 22 | 8 | - | 12 | |
| 23.Teaching professionals | 20,648 | 245 | 261 | 19,892 | 117 | 77 | 18 | 4 | 34 | |
| 24.Business & administration professionals | 8,542 | 127 | 143 | 8,135 | 66 | 35 | 24 | 4 | 8 | |
| 25.Information & communication technology professionals | 3,069 | 24 | 83 | 2,922 | 22 | 12 | 3 | 1 | 2 | |
| 26.Legal, social & cultural professionals | 4,156 | 312 | 508 | 3,005 | 237 | 29 | 12 | 2 | 51 | |
| Major group 3 - Technicians & associate professionals | 47,216 | 823 | 1,263 | 43,346 | 1,345 | 157 | 96 | 9 | 177 | |
| 31.Science & engineering associate professionals | 13,617 | 257 | 314 | 12,071 | 908 | 20 | 14 | 4 | 29 | |
| 32.Health associate professionals | 6,856 | 23 | 22 | 6,706 | 45 | 47 | 7 | 1 | 5 | |
| 33.Business & administration associate professionals | 19,709 | 402 | 402 | 18,505 | 236 | 52 | 45 | 2 | 65 | |
| 34.Legal, social & religious associate professionals | 3,709 | 101 | 291 | 3,094 | 110 | 17 | 21 | - | 75 | |
| 35.Information & communication technicians | 3,325 | 40 | 234 | 2,970 | 46 | 21 | 9 | 2 | 3 | |
| Major group 4 - Clerical support workers | 43,210 | 234 | 165 | 41,671 | 773 | 122 | 203 | 13 | 29 | |
| 41.General & keyboard clerks | 16,083 | 97 | 37 | 15,545 | 203 | 39 | 143 | 6 | 13 | |
| 42.Customer services clerks | 10,076 | 69 | 50 | 9,733 | 163 | 33 | 14 | 5 | 9 | |
| 43.Numerical & material recording clerks | 13,606 | 51 | 65 | 13,019 | 380 | 46 | 38 | 2 | 5 | |
| 44.Other clerical support workers | 3,445 | 17 | 13 | 3,374 | 27 | 4 | 8 | - | 2 | |
| Major group 5 - Service sales workers | 94,112 | 3,414 | 15,033 | 67,615 | 4,569 | 281 | 3,053 | 43 | 104 | |
| 51.Personal service workers | 26,251 | 676 | 1,978 | 21,360 | 1,768 | 108 | 326 | 9 | 26 | |
| 52.Sales workers | 41,474 | 2,681 | 12,943 | 20,733 | 2,294 | 41 | 2,683 | 32 | 67 | |
| 53.Personal care workers | 4,252 | 27 | 97 | 3,896 | 178 | 9 | 38 | - | 7 | |
| 54.Protective services workers | 22,135 | 30 | 15 | 21,626 | 329 | 123 | 6 | 2 | 4 | |
| Major group 6 - Skilled agricultural, forestry & fishery workers | 16,630 | 1,420 | 6,036 | 6,285 | 2,372 | 8 | 441 | 53 | 15 | |
| 61.Market oriented skilled agricultural workers | 13,189 | 1,265 | 3,623 | 5,988 | 1,844 | 5 | 422 | 31 | 11 | |
| 62.Market oriented skilled forestry, fishery & hunting workers | 3,441 | 155 | 2,413 | 297 | 528 | 3 | 19 | 22 | 4 | |
| 63.Subsistence farmers, fishers, hunters & gatherers | - | - | - | - | - | - | - | - | - | |

Table CA12 - Currently employed population 16 years of age and over by employment status, occupation and sex

| Country, Island, Occupation (major & sub-major group) and Sex | Total | Employment status | | | | | | | |
|--|--------|-------------------|----------------------|----------------------|---|------------|----------------------------|-----------------------------------|--------------------------|
| | | Self-employed | | Employee | | | Unpaid family worker | Member of producers' co-op. | Other & not stated |
| | | With employees | Without employees | Paid by the month | Paid by day, week, fortnight, job | Apprentice | | | |
| Island of Mauritius | | | | | | | | | |
| Major group 7 - Craft & related trades workers | 89,501 | 5,217 | 21,231 | 37,093 | 24,913 | 425 | 480 | 29 | 113 |
| 71. Building & related trades workers, excluding electricians | 46,773 | 2,653 | 11,412 | 13,120 | 19,297 | 155 | 57 | 16 | 63 |
| 72. Metal, machinery & related trades workers | 14,639 | 998 | 3,138 | 8,135 | 2,136 | 148 | 60 | 4 | 20 |
| 73. Handicraft & printing workers | 5,573 | 217 | 702 | 4,153 | 387 | 28 | 83 | - | 3 |
| 74. Electrical & electronic trades workers . . | 6,248 | 231 | 1,184 | 4,257 | 527 | 39 | 6 | - | 4 |
| 75. Food processing, wood working, garment & other related trades workers | 16,268 | 1,118 | 4,795 | 7,428 | 2,566 | 55 | 274 | 9 | 23 |
| Major group 8 - Plant & machine operators & assemblers | 60,728 | 1,398 | 7,845 | 42,105 | 8,556 | 28 | 127 | 20 | 649 |
| 81. Stationary plant & machine operators . . . | 31,062 | 84 | 237 | 24,791 | 5,240 | 14 | 53 | 9 | 634 |
| 82. Assemblers | 468 | 5 | 7 | 359 | 88 | 4 | 4 | - | 1 |
| 83. Drivers & mobile plant operators | 29,198 | 1,309 | 7,601 | 16,955 | 3,228 | 10 | 70 | 11 | 14 |
| Major group 9 - Elementary occupations | 81,266 | 825 | 4,468 | 60,216 | 14,604 | 61 | 660 | 29 | 403 |
| 91. Cleaners & helpers | 32,302 | 66 | 173 | 28,029 | 3,897 | 24 | 90 | 7 | 16 |
| 92. Agricultural, forestry & fishery labourers | 16,669 | 338 | 1,719 | 8,042 | 6,323 | 2 | 223 | 13 | 9 |
| 93. Labourers in mining, construction, manufacturing & transport | 13,940 | 71 | 102 | 9,933 | 3,366 | 13 | 80 | 6 | 369 |
| 94. Food preparation assistants | 2,055 | 118 | 512 | 1,055 | 200 | 5 | 161 | - | 4 |
| 95. Street & related sales & service workers | 2,306 | 138 | 1,812 | 86 | 179 | 1 | 89 | 1 | - |
| 96. Refuse workers & other elementary workers | 13,994 | 94 | 150 | 13,071 | 639 | 16 | 17 | 2 | 5 |
| Not stated | 1,244 | 25 | 55 | 583 | 39 | 1 | 21 | 4 | 516 |

Table CA12 - Currently employed population 16 years of age and over by employment status, occupation and sex

| Country, Island, Occupation (major & sub-major group) and Sex | Total | Employment status | | | | | | | |
|---|---------|-------------------|----------------------|----------------------|---|------------|----------------------------|-----------------------------------|--------------------------|
| | | Self-employed | | Employee | | | Unpaid family worker | Member of producers' co-op. | Other & not stated |
| | | With employees | Without employees | Paid by the month | Paid by day, week, fortnight, job | Apprentice | | | |
| Island of Mauritius | | | | | | | | | |
| Male. | 327,546 | 18,215 | 49,911 | 213,967 | 41,784 | 915 | 1,403 | 153 | 1,198 |
| Major group 1 - Managers | 20,684 | 5,960 | 2,521 | 11,763 | 254 | 12 | 94 | 11 | 69 |
| 11.Chief executives, senior officials & legislators | 1,604 | 219 | 100 | 1,245 | 17 | 2 | 5 | - | 16 |
| 12.Administrative & commercial managers. | 5,559 | 1,344 | 519 | 3,627 | 27 | 2 | 20 | 2 | 18 |
| 13.Production & specialised services managers. | 6,141 | 1,909 | 291 | 3,793 | 108 | 5 | 8 | 5 | 22 |
| 14.Hospitality , retail & other services managers. | 7,380 | 2,488 | 1,611 | 3,098 | 102 | 3 | 61 | 4 | 13 |
| Major group 2 - Professionals. | 21,841 | 766 | 1,119 | 19,433 | 333 | 105 | 16 | 4 | 65 |
| 21.Science & engineering professionals | 3,811 | 149 | 172 | 3,399 | 42 | 35 | 4 | - | 10 |
| 22.Health professionals. | 1,763 | 228 | 247 | 1,235 | 31 | 9 | 4 | - | 9 |
| 23.Teaching professionals. | 6,942 | 30 | 87 | 6,756 | 40 | 20 | 1 | 1 | 7 |
| 24.Business & administration professionals | 4,317 | 89 | 112 | 4,058 | 37 | 16 | 2 | 1 | 2 |
| 25.Information & communication technology professionals | 2,208 | 22 | 78 | 2,074 | 20 | 9 | 2 | 1 | 2 |
| 26.Legal, social & cultural professionals. | 2,800 | 248 | 423 | 1,911 | 163 | 16 | 3 | 1 | 35 |
| Major group 3 - Technicians & associate professionals | 29,193 | 717 | 1,110 | 26,344 | 802 | 99 | 36 | 5 | 80 |
| 31.Science & engineering associate professionals | 10,850 | 233 | 301 | 9,759 | 514 | 18 | 6 | 3 | 16 |
| 32.Health associate professionals. | 2,954 | 12 | 17 | 2,883 | 18 | 20 | 3 | - | 1 |
| 33.Business & administration associate professionals | 10,236 | 349 | 339 | 9,332 | 141 | 26 | 16 | - | 33 |
| 34.Legal, social & religious associate professionals | 2,280 | 84 | 225 | 1,834 | 89 | 15 | 6 | - | 27 |
| 35.Information & communication technicians. | 2,873 | 39 | 228 | 2,536 | 40 | 20 | 5 | 2 | 3 |
| Major group 4 - Clerical support workers | 17,098 | 114 | 109 | 16,414 | 390 | 39 | 11 | 4 | 17 |
| 41.General & keyboard clerks | 4,268 | 20 | 11 | 4,129 | 84 | 12 | 3 | 3 | 6 |
| 42.Customer services clerks. | 3,549 | 55 | 39 | 3,362 | 77 | 8 | - | 1 | 7 |
| 43.Numerical & material recording clerks | 7,299 | 26 | 47 | 6,993 | 210 | 15 | 5 | - | 3 |
| 44.Other clerical support workers. | 1,982 | 13 | 12 | 1,930 | 19 | 4 | 3 | - | 1 |
| Major group 5 - Service sales workers. | 57,655 | 2,282 | 8,930 | 42,833 | 2,700 | 195 | 641 | 28 | 46 |
| 51.Personal service workers. | 16,154 | 330 | 897 | 13,792 | 1,024 | 57 | 36 | 7 | 11 |
| 52.Sales workers | 20,445 | 1,921 | 8,015 | 8,471 | 1,363 | 24 | 600 | 19 | 32 |
| 53.Personal care workers | 494 | 2 | 3 | 485 | 2 | 2 | - | - | - |
| 54.Protective services workers | 20,562 | 29 | 15 | 20,085 | 311 | 112 | 5 | 2 | 3 |
| Major group 6 - Skilled agricultural, forestry & fishery workers | 14,306 | 1,307 | 5,416 | 5,501 | 1,895 | 6 | 125 | 45 | 11 |
| 61.Market oriented skilled agricultural workers | 10,936 | 1,153 | 3,054 | 5,212 | 1,372 | 4 | 111 | 23 | 7 |
| 62.Market oriented skilled forestry, fishery & hunting workers | 3,370 | 154 | 2,362 | 289 | 523 | 2 | 14 | 22 | 4 |
| 63.Subsistence farmers, fishers, hunters & gatherers | - | - | - | - | - | - | - | - | - |

Table CA12 - Currently employed population 16 years of age and over by employment status, occupation and sex

| Country, Island, Occupation (major & sub-major group) and Sex | Total | Employment status | | | | | | | |
|--|--------|-------------------|----------------------|----------------------|---|------------|----------------------------|-----------------------------------|--------------------------|
| | | Self-employed | | Employee | | | Unpaid family worker | Member of producers' co-op. | Other & not stated |
| | | With employees | Without employees | Paid by the month | Paid by day, week, fortnight, job | Apprentice | | | |
| Island of Mauritius | | | | | | | | | |
| Major group 7 - Craft & related trades workers | 81,002 | 5,039 | 19,590 | 31,916 | 23,720 | 401 | 219 | 26 | 91 |
| 71.Building & related trades workers, excluding electricians. | 46,176 | 2,641 | 11,375 | 12,818 | 19,069 | 152 | 51 | 15 | 55 |
| 72.Metal, machinery & related trades workers | 14,446 | 997 | 3,129 | 7,975 | 2,121 | 147 | 54 | 4 | 19 |
| 73.Handicraft & printing workers | 3,542 | 195 | 573 | 2,465 | 259 | 20 | 28 | - | 2 |
| 74.Electrical & electronic trades workers . . | 6,162 | 227 | 1,179 | 4,186 | 524 | 38 | 4 | - | 4 |
| 75.Food processing, wood working, garment & other related trades workers. | 10,676 | 979 | 3,334 | 4,472 | 1,747 | 44 | 82 | 7 | 11 |
| Major group 8 - Plant & machine operators & assemblers. | 42,360 | 1,350 | 7,685 | 28,289 | 4,817 | 22 | 77 | 14 | 106 |
| 81.Stationary plant & machine operators. . . | 13,033 | 59 | 134 | 11,197 | 1,526 | 8 | 15 | 3 | 91 |
| 82.Assemblers. | 294 | 5 | 7 | 203 | 73 | 4 | 1 | - | 1 |
| 83.Drivers & mobile plant operators. | 29,033 | 1,286 | 7,544 | 16,889 | 3,218 | 10 | 61 | 11 | 14 |
| Major group 9 - Elementary occupations | 42,506 | 657 | 3,383 | 31,095 | 6,840 | 35 | 168 | 12 | 316 |
| 91.Cleaners & helpers. | 7,378 | 24 | 100 | 6,660 | 554 | 12 | 23 | - | 5 |
| 92.Agricultural, forestry & fishery labourers | 11,341 | 278 | 1,291 | 6,422 | 3,283 | 1 | 55 | 5 | 6 |
| 93.Labourers in mining, construction, manufacturing & transport | 8,607 | 62 | 97 | 5,863 | 2,234 | 7 | 42 | 4 | 298 |
| 94.Food preparation assistants | 977 | 95 | 331 | 457 | 68 | 3 | 20 | - | 3 |
| 95.Street & related sales & service workers | 1,787 | 111 | 1,434 | 76 | 143 | 1 | 21 | 1 | - |
| 96.Refuse workers & other elementary workers | 12,416 | 87 | 130 | 11,617 | 558 | 11 | 7 | 2 | 4 |
| Not stated | 901 | 23 | 48 | 379 | 33 | 1 | 16 | 4 | 397 |

Table CA12 - Currently employed population 16 years of age and over by employment status, occupation and sex

| Country, Island, Occupation (major & sub-major group) and Sex | Total | Employment status | | | | | | | |
|---|---------|-------------------|----------------------|----------------------|---|------------|----------------------------|-----------------------------------|--------------------------|
| | | Self-employed | | Employee | | | Unpaid family worker | Member of producers' co-op. | Other & not stated |
| | | With employees | Without employees | Paid by the month | Paid by day, week, fortnight, job | Apprentice | | | |
| Island of Mauritius | | | | | | | | | |
| Female. | 179,237 | 3,873 | 11,268 | 141,966 | 16,299 | 409 | 4,312 | 75 | 1,035 |
| Major group 1 - Managers | 8,170 | 1,605 | 1,038 | 4,904 | 108 | 9 | 464 | 5 | 37 |
| 11.Chief executives, senior officials & legislators | 585 | 58 | 29 | 455 | 4 | 3 | 26 | 2 | 8 |
| 12.Administrative & commercial managers. | 2,864 | 369 | 174 | 2,178 | 11 | 4 | 122 | 2 | 4 |
| 13.Production & specialised services managers | 1,768 | 398 | 99 | 1,188 | 19 | - | 47 | 1 | 16 |
| 14.Hospitality , retail & other services managers | 2,953 | 780 | 736 | 1,083 | 74 | 2 | 269 | - | 9 |
| Major group 2 - Professionals. | 22,181 | 401 | 405 | 20,919 | 217 | 115 | 60 | 8 | 56 |
| 21.Science & engineering professionals | 1,001 | 19 | 26 | 917 | 17 | 10 | 7 | 1 | 4 |
| 22.Health professionals. | 1,032 | 63 | 84 | 847 | 18 | 13 | 4 | - | 3 |
| 23.Teaching professionals. | 13,706 | 215 | 174 | 13,136 | 77 | 57 | 17 | 3 | 27 |
| 24.Business & administration professionals | 4,225 | 38 | 31 | 4,077 | 29 | 19 | 22 | 3 | 6 |
| 25.Information & communication technology professionals | 861 | 2 | 5 | 848 | 2 | 3 | 1 | - | - |
| 26.Legal, social & cultural professionals. | 1,356 | 64 | 85 | 1,094 | 74 | 13 | 9 | 1 | 16 |
| Major group 3 - Technicians & associate professionals | 18,023 | 106 | 153 | 17,002 | 543 | 58 | 60 | 4 | 97 |
| 31.Science & engineering associate professionals | 2,767 | 24 | 13 | 2,312 | 394 | 2 | 8 | 1 | 13 |
| 32.Health associate professionals. | 3,902 | 11 | 5 | 3,823 | 27 | 27 | 4 | 1 | 4 |
| 33.Business & administration associate professionals | 9,473 | 53 | 63 | 9,173 | 95 | 26 | 29 | 2 | 32 |
| 34.Legal, social & religious associate professionals | 1,429 | 17 | 66 | 1,260 | 21 | 2 | 15 | - | 48 |
| 35.Information & communication technicians. | 452 | 1 | 6 | 434 | 6 | 1 | 4 | - | - |
| Major group 4 - Clerical support workers | 26,112 | 120 | 56 | 25,257 | 383 | 83 | 192 | 9 | 12 |
| 41.General & keyboard clerks | 11,815 | 77 | 26 | 11,416 | 119 | 27 | 140 | 3 | 7 |
| 42.Customer services clerks. | 6,527 | 14 | 11 | 6,371 | 86 | 25 | 14 | 4 | 2 |
| 43.Numerical & material recording clerks | 6,307 | 25 | 18 | 6,026 | 170 | 31 | 33 | 2 | 2 |
| 44.Other clerical support workers. | 1,463 | 4 | 1 | 1,444 | 8 | - | 5 | - | 1 |
| Major group 5 - Service sales workers. | 36,457 | 1,132 | 6,103 | 24,782 | 1,869 | 86 | 2,412 | 15 | 58 |
| 51.Personal service workers. | 10,097 | 346 | 1,081 | 7,568 | 744 | 51 | 290 | 2 | 15 |
| 52.Sales workers | 21,029 | 760 | 4,928 | 12,262 | 931 | 17 | 2,083 | 13 | 35 |
| 53.Personal care workers | 3,758 | 25 | 94 | 3,411 | 176 | 7 | 38 | - | 7 |
| 54.Protective services workers | 1,573 | 1 | - | 1,541 | 18 | 11 | 1 | - | 1 |
| Major group 6 - Skilled agricultural, forestry & fishery workers | 2,324 | 113 | 620 | 784 | 477 | 2 | 316 | 8 | 4 |
| 61.Market oriented skilled agricultural workers | 2,253 | 112 | 569 | 776 | 472 | 1 | 311 | 8 | 4 |
| 62.Market oriented skilled forestry, fishery & hunting workers | 71 | 1 | 51 | 8 | 5 | 1 | 5 | - | - |
| 63.Subsistence farmers, fishers, hunters & gatherers | - | - | - | - | - | - | - | - | - |

Table CA12 - Currently employed population 16 years of age and over by employment status, occupation and sex

| Country, Island, Occupation (major & sub-major group) and Sex | Total | Employment status | | | | | | | |
|--|--------|-------------------|----------------------|----------------------|---|------------|----------------------------|-----------------------------------|--------------------------|
| | | Self-employed | | Employee | | | Unpaid family worker | Member of producers' co-op. | Other & not stated |
| | | With employees | Without employees | Paid by the month | Paid by day, week, fortnight, job | Apprentice | | | |
| Island of Mauritius | | | | | | | | | |
| Major group 7 - Craft & related trades workers | 8,499 | 178 | 1,641 | 5,177 | 1,193 | 24 | 261 | 3 | 22 |
| 71.Building & related trades workers, excluding electricians. | 597 | 12 | 37 | 302 | 228 | 3 | 6 | 1 | 8 |
| 72.Metal, machinery & related trades workers | 193 | 1 | 9 | 160 | 15 | 1 | 6 | - | 1 |
| 73.Handicraft & printing workers | 2,031 | 22 | 129 | 1,688 | 128 | 8 | 55 | - | 1 |
| 74.Electrical & electronic trades workers . . | 86 | 4 | 5 | 71 | 3 | 1 | 2 | - | - |
| 75.Food processing, wood working, garment & other related trades workers. | 5,592 | 139 | 1,461 | 2,956 | 819 | 11 | 192 | 2 | 12 |
| Major group 8 - Plant & machine operators & assemblers. | 18,368 | 48 | 160 | 13,816 | 3,739 | 6 | 50 | 6 | 543 |
| 81.Stationary plant & machine operators. . . | 18,029 | 25 | 103 | 13,594 | 3,714 | 6 | 38 | 6 | 543 |
| 82.Assemblers. | 174 | - | - | 156 | 15 | - | 3 | - | - |
| 83.Drivers & mobile plant operators. | 165 | 23 | 57 | 66 | 10 | - | 9 | - | - |
| Major group 9 - Elementary occupations | 38,760 | 168 | 1,085 | 29,121 | 7,764 | 26 | 492 | 17 | 87 |
| 91.Cleaners & helpers. | 24,924 | 42 | 73 | 21,369 | 3,343 | 12 | 67 | 7 | 11 |
| 92.Agricultural, forestry & fishery labourers | 5,328 | 60 | 428 | 1,620 | 3,040 | 1 | 168 | 8 | 3 |
| 93.Labourers in mining, construction, manufacturing & transport | 5,333 | 9 | 5 | 4,070 | 1,132 | 6 | 38 | 2 | 71 |
| 94.Food preparation assistants | 1,078 | 23 | 181 | 598 | 132 | 2 | 141 | - | 1 |
| 95.Street & related sales & service workers | 519 | 27 | 378 | 10 | 36 | - | 68 | - | - |
| 96.Refuse workers & other elementary workers | 1,578 | 7 | 20 | 1,454 | 81 | 5 | 10 | - | 1 |
| Not stated | 343 | 2 | 7 | 204 | 6 | - | 5 | - | 119 |

Table CA12 - Currently employed population 16 years of age and over by employment status, occupation and sex

| Country, Island, Occupation (major & sub-major group) and Sex | Total | Employment status | | | | | | | |
|---|--------|-------------------|----------------------|----------------------|---|------------|----------------------------|-----------------------------------|--------------------------|
| | | Self-employed | | Employee | | | Unpaid family worker | Member of producers' co-op. | Other & not stated |
| | | With employees | Without employees | Paid by the month | Paid by day, week, fortnight, job | Apprentice | | | |
| Island of Rodrigues | | | | | | | | | |
| Both sexes | 15,415 | 610 | 5,195 | 7,669 | 1,319 | 72 | 499 | 26 | 25 |
| Major group 1 - Managers | 430 | 139 | 79 | 193 | 7 | 1 | 11 | - | - |
| 11.Chief executives, senior officials & legislators | 37 | 2 | - | 35 | - | - | - | - | - |
| 12.Administrative & commercial managers . . . | 53 | 12 | 7 | 33 | - | - | 1 | - | - |
| 13.Production & specialised services | 102 | 43 | 4 | 53 | 2 | - | - | - | - |
| 14.Hospitality, retail & other services . . . | 238 | 82 | 68 | 72 | 5 | 1 | 10 | - | - |
| Major group 2 - Professionals | 908 | 7 | 15 | 857 | 21 | 6 | 2 | - | - |
| 21.Science & engineering professionals | 50 | - | 4 | 45 | - | 1 | - | - | - |
| 22.Health professionals | 31 | 3 | - | 27 | 1 | - | - | - | - |
| 23.Teaching professionals | 689 | 2 | 2 | 670 | 12 | 3 | - | - | - |
| 24.Business & administration professionals . . | 53 | - | 2 | 46 | 2 | 2 | 1 | - | - |
| 25.Information & communication technology . . | 5 | - | 1 | 4 | - | - | - | - | - |
| 26.Legal, social & cultural professionals . . . | 80 | 2 | 6 | 65 | 6 | - | 1 | - | - |
| Major group 3 - Technicians & associate | 997 | 13 | 29 | 923 | 21 | 7 | 1 | 1 | 2 |
| 31.Science & engineering associate | 356 | 4 | 13 | 327 | 10 | 1 | - | 1 | - |
| 32.Health associate professionals | 226 | - | - | 222 | - | 4 | - | - | - |
| 33.Business & administration associate | 283 | 4 | 5 | 265 | 5 | 2 | 1 | - | 1 |
| 34.Legal, social & religious associate | 85 | 5 | 5 | 68 | 6 | - | - | - | 1 |
| 35.Information & communication technicians . . | 47 | - | 6 | 41 | - | - | - | - | - |
| Major group 4 - Clerical support workers | 605 | 5 | - | 581 | 18 | - | 1 | - | - |
| 41.General & keyboard clerks | 289 | 1 | - | 285 | 2 | - | 1 | - | - |
| 42.Customer services clerks | 109 | 2 | - | 104 | 3 | - | - | - | - |
| 43.Numerical & material recording clerks . . . | 130 | 2 | - | 116 | 12 | - | - | - | - |
| 44.Other clerical support workers | 77 | - | - | 76 | 1 | - | - | - | - |
| Major group 5 - Service sales workers | 2,870 | 124 | 420 | 2,067 | 109 | 22 | 120 | 5 | 3 |
| 51.Personal service workers | 662 | 27 | 53 | 529 | 33 | 8 | 10 | 2 | - |
| 52.Sales workers | 1,100 | 95 | 344 | 490 | 52 | 5 | 109 | 3 | 2 |
| 53.Personal care workers | 195 | 2 | 23 | 154 | 13 | 1 | 1 | - | 1 |
| 54.Protective services workers | 913 | - | - | 894 | 11 | 8 | - | - | - |
| Major group 6 - Skilled agricultural, forestry & fishery workers | 4,408 | 130 | 3,607 | 154 | 174 | 3 | 322 | 12 | 6 |
| 61.Market oriented skilled agricultural workers | 2,940 | 88 | 2,309 | 124 | 92 | 3 | 316 | 4 | 4 |
| 62.Market oriented skilled forestry, fishery & hunting workers | 1,468 | 42 | 1,298 | 30 | 82 | - | 6 | 8 | 2 |
| 63.Subsistence farmers, fishers, hunters & gatherers | - | - | - | - | - | - | - | - | - |

Table CA12 - Currently employed population 16 years of age and over by employment status, occupation and sex

| Country, Island, Occupation (major & sub-major group) and Sex | Total | Employment status | | | | | | | |
|--|-------|-------------------|----------------------|----------------------|---|------------|----------------------------|-----------------------------------|--------------------------|
| | | Self-employed | | Employee | | | Unpaid family worker | Member of producers' co-op. | Other & not stated |
| | | With employees | Without employees | Paid by the month | Paid by day, week, fortnight, job | Apprentice | | | |
| Island of Rodrigues | | | | | | | | | |
| Major group 7 - Craft & related trades workers | 2,209 | 132 | 831 | 634 | 561 | 25 | 19 | 6 | 1 |
| 71.Building & related trades workers, excluding electricians. | 1,144 | 67 | 317 | 289 | 452 | 14 | 4 | - | 1 |
| 72.Metal, machinery & related trades workers | 251 | 22 | 66 | 123 | 36 | 4 | - | - | - |
| 73.Handicraft & printing workers | 208 | 6 | 149 | 30 | 13 | - | 6 | 4 | - |
| 74.Electrical & electronic trades workers . . | 128 | 4 | 22 | 88 | 13 | 1 | - | - | - |
| 75.Food processing,wood working,garment & other related trades workers. | 478 | 33 | 277 | 104 | 47 | 6 | 9 | 2 | - |
| Major group 8 - Plant & machine operators & assemblers. | 635 | 42 | 77 | 453 | 59 | 1 | 2 | 1 | - |
| 81.Stationary plant & machine operators. . . | 95 | 2 | 9 | 75 | 8 | - | - | 1 | - |
| 82.Assemblers. | 2 | - | - | 2 | - | - | - | - | - |
| 83.Drivers & mobile plant operators. | 538 | 40 | 68 | 376 | 51 | 1 | 2 | - | - |
| Major group 9 - Elementary occupations | 2,333 | 18 | 133 | 1,802 | 349 | 7 | 21 | 1 | 2 |
| 91.Cleaners & helpers. | 944 | 3 | 10 | 825 | 97 | 4 | 4 | - | 1 |
| 92.Agricultural,forestry & fishery labourers | 312 | 2 | 65 | 189 | 44 | - | 11 | - | 1 |
| 93.Labourers in mining,construction, manufacturing & transport | 435 | 5 | 10 | 242 | 177 | 1 | - | - | - |
| 94.Food preparation assistants | 53 | 1 | 15 | 32 | 2 | 1 | 2 | - | - |
| 95.Street & related sales & service workers | 61 | 5 | 29 | 17 | 6 | - | 4 | - | - |
| 96.Refuse workers & other elementary workers | 528 | 2 | 4 | 497 | 23 | 1 | - | 1 | - |
| Not stated | 20 | - | 4 | 5 | - | - | - | - | 11 |

Table CA12 - Currently employed population 16 years of age and over by employment status, occupation and sex

| Country, Island, Occupation (major & sub-major group) and Sex | Total | Employment status | | | | | | | |
|---|-------|-------------------|----------------------|----------------------|---|------------|----------------------------|-----------------------------------|--------------------------|
| | | Self-employed | | Employee | | | Unpaid family worker | Member of producers' co-op. | Other & not stated |
| | | With employees | Without employees | Paid by the month | Paid by day, week, fortnight, job | Apprentice | | | |
| Island of Rodrigues | | | | | | | | | |
| Male. | 9,524 | 427 | 2,931 | 4,877 | 1,100 | 43 | 118 | 10 | 18 |
| Major group 1 - Managers | 264 | 93 | 37 | 131 | 3 | - | - | - | - |
| 11.Chief executives, senior officials & legislators | 27 | 2 | - | 25 | - | - | - | - | - |
| 12.Administrative & commercial managers. | 30 | 6 | 2 | 22 | - | - | - | - | - |
| 13.Production & specialised services managers. | 84 | 38 | 4 | 41 | 1 | - | - | - | - |
| 14.Hospitality , retail & other services managers. | 123 | 47 | 31 | 43 | 2 | - | - | - | - |
| Major group 2 - Professionals. | 404 | 5 | 11 | 373 | 12 | 2 | 1 | - | - |
| 21.Science & engineering professionals | 44 | - | 2 | 41 | - | 1 | - | - | - |
| 22.Health professionals. | 24 | 3 | - | 20 | 1 | - | - | - | - |
| 23.Teaching professionals. | 261 | - | 1 | 256 | 3 | 1 | - | - | - |
| 24.Business & administration professionals | 28 | - | 2 | 24 | 2 | - | - | - | - |
| 25.Information & communication technology professionals | 5 | - | 1 | 4 | - | - | - | - | - |
| 26.Legal, social & cultural professionals. | 42 | 2 | 5 | 28 | 6 | - | 1 | - | - |
| Major group 3 - Technicians & associate professionals | 646 | 12 | 24 | 595 | 11 | 2 | - | 1 | 1 |
| 31.Science & engineering associate professionals | 337 | 4 | 12 | 311 | 8 | 1 | - | 1 | - |
| 32.Health associate professionals. | 98 | - | - | 97 | - | 1 | - | - | - |
| 33.Business & administration associate professionals | 131 | 4 | 4 | 120 | 2 | - | - | - | 1 |
| 34.Legal, social & religious associate professionals | 38 | 4 | 3 | 30 | 1 | - | - | - | - |
| 35.Information & communication technicians. | 42 | - | 5 | 37 | - | - | - | - | - |
| Major group 4 - Clerical support workers | 226 | 3 | - | 210 | 13 | - | - | - | - |
| 41.General & keyboard clerks | 60 | - | - | 60 | - | - | - | - | - |
| 42.Customer services clerks. | 33 | 2 | - | 30 | 1 | - | - | - | - |
| 43.Numerical & material recording clerks | 86 | 1 | - | 73 | 12 | - | - | - | - |
| 44.Other clerical support workers. | 47 | - | - | 47 | - | - | - | - | - |
| Major group 5 - Service sales workers. | 1,680 | 61 | 161 | 1,360 | 63 | 11 | 22 | 1 | 1 |
| 51.Personal service workers. | 359 | 11 | 22 | 298 | 20 | 2 | 5 | 1 | - |
| 52.Sales workers | 458 | 50 | 139 | 217 | 32 | 2 | 17 | - | 1 |
| 53.Personal care workers | 16 | - | - | 16 | - | - | - | - | - |
| 54.Protective services workers | 847 | - | - | 829 | 11 | 7 | - | - | - |
| Major group 6 - Skilled agricultural, forestry & fishery workers | 2,504 | 78 | 2,038 | 142 | 148 | 2 | 83 | 8 | 5 |
| 61.Market oriented skilled agricultural workers | 1,152 | 41 | 842 | 112 | 72 | 2 | 80 | - | 3 |
| 62.Market oriented skilled forestry, fishery & hunting workers | 1,352 | 37 | 1,196 | 30 | 76 | - | 3 | 8 | 2 |
| 63.Subsistence farmers, fishers, hunters & gatherers | - | - | - | - | - | - | - | - | - |

Table CA12 - Currently employed population 16 years of age and over by employment status, occupation and sex

| Country, Island, Occupation (major & sub-major group) and Sex | Total | Employment status | | | | | | | |
|--|-------|-------------------|----------------------|----------------------|---|------------|----------------------------|-----------------------------------|--------------------------|
| | | Self-employed | | Employee | | | Unpaid family worker | Member of producers' co-op. | Other & not stated |
| | | With employees | Without employees | Paid by the month | Paid by day, week, fortnight, job | Apprentice | | | |
| Island of Rodrigues | | | | | | | | | |
| Major group 7 - Craft & related trades workers | 1,787 | 121 | 518 | 588 | 533 | 22 | 4 | - | 1 |
| 71.Building & related trades workers, excluding electricians. | 1,132 | 67 | 315 | 281 | 451 | 14 | 3 | - | 1 |
| 72.Metal, machinery & related trades workers | 250 | 21 | 66 | 123 | 36 | 4 | - | - | - |
| 73.Handicraft & printing workers | 46 | 6 | 17 | 19 | 4 | - | - | - | - |
| 74.Electrical & electronic trades workers . . | 128 | 4 | 22 | 88 | 13 | 1 | - | - | - |
| 75.Food processing, wood working, garment & other related trades workers. | 231 | 23 | 98 | 77 | 29 | 3 | 1 | - | - |
| Major group 8 - Plant & machine operators & assemblers. | 586 | 40 | 69 | 420 | 54 | 1 | 2 | - | - |
| 81.Stationary plant & machine operators. . . | 47 | - | 1 | 42 | 4 | - | - | - | - |
| 82.Assemblers. | 2 | - | - | 2 | - | - | - | - | - |
| 83.Drivers & mobile plant operators. | 537 | 40 | 68 | 376 | 50 | 1 | 2 | - | - |
| Major group 9 - Elementary occupations | 1,415 | 14 | 71 | 1,056 | 263 | 3 | 6 | - | 2 |
| 91.Cleaners & helpers. | 277 | 1 | 4 | 241 | 28 | 1 | 1 | - | 1 |
| 92.Agricultural, forestry & fishery labourers | 246 | 1 | 34 | 169 | 37 | - | 4 | - | 1 |
| 93.Labourers in mining, construction, manufacturing & transport | 418 | 5 | 9 | 229 | 174 | 1 | - | - | - |
| 94.Food preparation assistants | 22 | 1 | 8 | 11 | - | 1 | 1 | - | - |
| 95.Street & related sales & service workers | 32 | 4 | 12 | 15 | 1 | - | - | - | - |
| 96.Refuse workers & other elementary workers | 420 | 2 | 4 | 391 | 23 | - | - | - | - |
| Not stated | 12 | - | 2 | 2 | - | - | - | - | 8 |

Table CA12 - Currently employed population 16 years of age and over by employment status, occupation and sex

| Country, Island, Occupation (major & sub-major group) and Sex | Total | Employment status | | | | | | | |
|---|-------|-------------------|----------------------|----------------------|---|------------|----------------------------|-----------------------------------|--------------------------|
| | | Self-employed | | Employee | | | Unpaid family worker | Member of producers' co-op. | Other & not stated |
| | | With employees | Without employees | Paid by the month | Paid by day, week, fortnight, job | Apprentice | | | |
| Island of Rodrigues | | | | | | | | | |
| Female. | 5,891 | 183 | 2,264 | 2,792 | 219 | 29 | 381 | 16 | 7 |
| Major group 1 - Managers | 166 | 46 | 42 | 62 | 4 | 1 | 11 | - | - |
| 11.Chief executives, senior officials & legislators | 10 | - | - | 10 | - | - | - | - | - |
| 12.Administrative & commercial managers. | 23 | 6 | 5 | 11 | - | - | 1 | - | - |
| 13.Production & specialised services managers | 18 | 5 | - | 12 | 1 | - | - | - | - |
| 14.Hospitality , retail & other services managers | 115 | 35 | 37 | 29 | 3 | 1 | 10 | - | - |
| Major group 2 - Professionals. | 504 | 2 | 4 | 484 | 9 | 4 | 1 | - | - |
| 21.Science & engineering professionals | 6 | - | 2 | 4 | - | - | - | - | - |
| 22.Health professionals. | 7 | - | - | 7 | - | - | - | - | - |
| 23.Teaching professionals. | 428 | 2 | 1 | 414 | 9 | 2 | - | - | - |
| 24.Business & administration professionals | 25 | - | - | 22 | - | 2 | 1 | - | - |
| 25.Information & communication technology professionals | - | - | - | - | - | - | - | - | - |
| 26.Legal, social & cultural professionals. | 38 | - | 1 | 37 | - | - | - | - | - |
| Major group 3 - Technicians & associate professionals | 351 | 1 | 5 | 328 | 10 | 5 | 1 | - | 1 |
| 31.Science & engineering associate professionals | 19 | - | 1 | 16 | 2 | - | - | - | - |
| 32.Health associate professionals. | 128 | - | - | 125 | - | 3 | - | - | - |
| 33.Business & administration associate professionals | 152 | - | 1 | 145 | 3 | 2 | 1 | - | - |
| 34.Legal, social & religious associate professionals | 47 | 1 | 2 | 38 | 5 | - | - | - | 1 |
| 35.Information & communication technicians. | 5 | - | 1 | 4 | - | - | - | - | - |
| Major group 4 - Clerical support workers | 379 | 2 | - | 371 | 5 | - | 1 | - | - |
| 41.General & keyboard clerks | 229 | 1 | - | 225 | 2 | - | 1 | - | - |
| 42.Customer services clerks. | 76 | - | - | 74 | 2 | - | - | - | - |
| 43.Numerical & material recording clerks | 44 | 1 | - | 43 | - | - | - | - | - |
| 44.Other clerical support workers. | 30 | - | - | 29 | 1 | - | - | - | - |
| Major group 5 - Service sales workers. | 1,190 | 63 | 259 | 707 | 46 | 11 | 98 | 4 | 2 |
| 51.Personal service workers. | 303 | 16 | 31 | 231 | 13 | 6 | 5 | 1 | - |
| 52.Sales workers | 642 | 45 | 205 | 273 | 20 | 3 | 92 | 3 | 1 |
| 53.Personal care workers | 179 | 2 | 23 | 138 | 13 | 1 | 1 | - | 1 |
| 54.Protective services workers | 66 | - | - | 65 | - | 1 | - | - | - |
| Major group 6 - Skilled agricultural, forestry & fishery workers | 1,904 | 52 | 1,569 | 12 | 26 | 1 | 239 | 4 | 1 |
| 61.Market oriented skilled agricultural workers | 1,788 | 47 | 1,467 | 12 | 20 | 1 | 236 | 4 | 1 |
| 62.Market oriented skilled forestry, fishery & hunting workers | 116 | 5 | 102 | - | 6 | - | 3 | - | - |
| 63.Subsistence farmers, fishers, hunters & gatherers | - | - | - | - | - | - | - | - | - |

Table CA12 - Currently employed population 16 years of age and over by employment status, occupation and sex

| Country, Island, Occupation (major & sub-major group) and Sex | Total | Employment status | | | | | | | |
|--|-------|-------------------|----------------------|----------------------|---|------------|----------------------------|-----------------------------------|--------------------------|
| | | Self-employed | | Employee | | | Unpaid family worker | Member of producers' co-op. | Other & not stated |
| | | With employees | Without employees | Paid by the month | Paid by day, week, fortnight, job | Apprentice | | | |
| Island of Rodrigues | | | | | | | | | |
| Major group 7 - Craft & related trades workers | 422 | 11 | 313 | 46 | 28 | 3 | 15 | 6 | - |
| 71.Building & related trades workers, excluding electricians. | 12 | - | 2 | 8 | 1 | - | 1 | - | - |
| 72.Metal, machinery & related trades workers | 1 | 1 | - | - | - | - | - | - | - |
| 73.Handicraft & printing workers | 162 | - | 132 | 11 | 9 | - | 6 | 4 | - |
| 74.Electrical & electronic trades workers | - | - | - | - | - | - | - | - | - |
| 75.Food processing, wood working, garment & other related trades workers. | 247 | 10 | 179 | 27 | 18 | 3 | 8 | 2 | - |
| Major group 8 - Plant & machine operators & assemblers. | 49 | 2 | 8 | 33 | 5 | - | - | 1 | - |
| 81.Stationary plant & machine operators. | 48 | 2 | 8 | 33 | 4 | - | - | 1 | - |
| 82.Assemblers. | - | - | - | - | - | - | - | - | - |
| 83.Drivers & mobile plant operators. | 1 | - | - | - | 1 | - | - | - | - |
| Major group 9 - Elementary occupations | 918 | 4 | 62 | 746 | 86 | 4 | 15 | 1 | - |
| 91.Cleaners & helpers. | 667 | 2 | 6 | 584 | 69 | 3 | 3 | - | - |
| 92.Agricultural, forestry & fishery labourers | 66 | 1 | 31 | 20 | 7 | - | 7 | - | - |
| 93.Labourers in mining, construction, manufacturing & transport | 17 | - | 1 | 13 | 3 | - | - | - | - |
| 94.Food preparation assistants | 31 | - | 7 | 21 | 2 | - | 1 | - | - |
| 95.Street & related sales & service workers | 29 | 1 | 17 | 2 | 5 | - | 4 | - | - |
| 96.Refuse workers & other elementary workers | 108 | - | - | 106 | - | 1 | - | 1 | - |
| Not stated | 8 | - | 2 | 3 | - | - | - | - | 3 |

Table CA13 - Currently employed population 16 years of age and over by industry (section), major occupational group and sex

| Country, Island, Occupation (major & sub-major group) and sex | Total | Industry (Section) | | | | | | | | | | | | | | | | | | | | Not Stated | |
|---|---------|--------------------|-------|--------|-------|-------|--------|--------|--------|--------|--------|--------|-------|--------|--------|--------|--------|--------|-------|-------|--------|------------|-------|
| | | A | B | C | D | E | F | G | H | I | J | K | L | M | N | O | P | Q | R | S | T | | U |
| Republic of Mauritius | | | | | | | | | | | | | | | | | | | | | | | |
| Both sexes | 522,198 | 36,648 | 1,120 | 96,769 | 2,289 | 3,189 | 52,976 | 73,235 | 31,860 | 39,580 | 11,395 | 14,273 | 1,586 | 12,642 | 22,803 | 37,684 | 30,478 | 18,537 | 6,153 | 7,910 | 19,686 | 341 | 1,044 |
| 1.Managers | 29,284 | 394 | 36 | 3,679 | 49 | 81 | 1,746 | 7,746 | 1,051 | 4,186 | 1,121 | 2,092 | 353 | 1,455 | 1,741 | 1,217 | 893 | 488 | 600 | 285 | 4 | 53 | 14 |
| 11. | 2,226 | 27 | 1 | 121 | 2 | 14 | 55 | 210 | 77 | 34 | 125 | 141 | 35 | 273 | 130 | 753 | 53 | 67 | 34 | 42 | - | 31 | 1 |
| 12. | 8,476 | 63 | 7 | 1,032 | 20 | 28 | 280 | 2,529 | 325 | 427 | 444 | 861 | 184 | 801 | 799 | 310 | 66 | 77 | 118 | 77 | - | 19 | 9 |
| 13. | 8,011 | 271 | 26 | 2,113 | 22 | 19 | 1,276 | 396 | 513 | 93 | 470 | 950 | 70 | 228 | 255 | 114 | 734 | 315 | 110 | 30 | 1 | 2 | 3 |
| 14. | 10,571 | 33 | 2 | 413 | 5 | 20 | 135 | 4,611 | 136 | 3,632 | 82 | 140 | 64 | 153 | 557 | 40 | 40 | 29 | 338 | 136 | 3 | 1 | 1 |
| 2.Professionals | 44,930 | 230 | 19 | 1,806 | 231 | 142 | 842 | 1,726 | 652 | 1,126 | 3,615 | 2,104 | 113 | 3,732 | 1,206 | 2,060 | 20,848 | 2,490 | 695 | 1,217 | - | 67 | 9 |
| 21. | 4,862 | 142 | 6 | 962 | 159 | 102 | 655 | 204 | 183 | 33 | 332 | 82 | 20 | 1,320 | 85 | 450 | 36 | 24 | 35 | 23 | - | 6 | 3 |
| 22. | 2,826 | 22 | - | 20 | 2 | - | - | 346 | 1 | 144 | - | 4 | - | 46 | - | 107 | 39 | 2,033 | 4 | 55 | - | 3 | - |
| 23. | 21,337 | 1 | - | 20 | 3 | 2 | 8 | 24 | 9 | 57 | 29 | 7 | - | 24 | 34 | 318 | 20,279 | 201 | 60 | 256 | - | 3 | 2 |
| 24. | 8,595 | 55 | 12 | 630 | 54 | 31 | 141 | 941 | 381 | 379 | 663 | 1,673 | 83 | 1,524 | 834 | 620 | 263 | 124 | 98 | 55 | - | 30 | 4 |
| 25. | 3,074 | 9 | 1 | 101 | 12 | 6 | 21 | 167 | 69 | 32 | 1,800 | 278 | 8 | 161 | 176 | 135 | 48 | 13 | 21 | 14 | - | 2 | - |
| 26. | 4,236 | 1 | - | 73 | 1 | 1 | 17 | 44 | 9 | 481 | 791 | 60 | 2 | 657 | 77 | 430 | 183 | 95 | 477 | 814 | - | 23 | - |
| 3.Technicians & associate professionals | 48,213 | 619 | 57 | 7,335 | 779 | 801 | 2,492 | 3,670 | 2,567 | 1,983 | 2,753 | 3,184 | 383 | 2,203 | 1,746 | 7,695 | 1,181 | 7,121 | 866 | 688 | 15 | 61 | 14 |
| 31. | 13,973 | 406 | 46 | 5,267 | 628 | 654 | 1,853 | 628 | 957 | 526 | 136 | 113 | 35 | 902 | 238 | 755 | 187 | 101 | 402 | 126 | - | 1 | 12 |
| 32. | 7,082 | 25 | 1 | 88 | 8 | 5 | 36 | 600 | 25 | 43 | 9 | 8 | 1 | 11 | 12 | 497 | 31 | 5,660 | 3 | 4 | 15 | - | - |
| 33. | 19,992 | 171 | 10 | 1,822 | 135 | 135 | 506 | 2,036 | 1,420 | 736 | 1,021 | 2,816 | 337 | 730 | 1,169 | 5,444 | 720 | 480 | 151 | 104 | - | 47 | 2 |
| 34. | 3,794 | 8 | - | 46 | 1 | 1 | 43 | 39 | 18 | 634 | 68 | 80 | 5 | 467 | 117 | 862 | 145 | 865 | 261 | 128 | - | 6 | - |
| 35. | 3,372 | 9 | - | 112 | 7 | 6 | 54 | 367 | 147 | 44 | 1,519 | 167 | 5 | 93 | 210 | 137 | 98 | 15 | 49 | 326 | - | 7 | - |
| 4.Clerical support workers | 43,815 | 685 | 86 | 5,722 | 164 | 217 | 1,293 | 5,876 | 3,229 | 2,549 | 2,414 | 5,138 | 243 | 2,287 | 4,412 | 4,540 | 1,827 | 1,491 | 1,178 | 379 | - | 58 | 27 |
| 41. | 16,372 | 419 | 26 | 1,801 | 63 | 139 | 573 | 1,985 | 737 | 387 | 839 | 1,167 | 139 | 954 | 832 | 3,722 | 1,393 | 675 | 227 | 244 | - | 45 | 5 |
| 42. | 10,185 | 28 | 3 | 356 | 33 | 20 | 64 | 539 | 256 | 1,421 | 751 | 2,421 | 39 | 138 | 2,775 | 207 | 68 | 219 | 787 | 52 | - | 4 | 4 |
| 43. | 13,736 | 223 | 57 | 3,320 | 66 | 52 | 645 | 3,125 | 806 | 723 | 769 | 1,369 | 60 | 908 | 714 | 398 | 115 | 152 | 133 | 77 | - | 6 | 18 |
| 44. | 3,522 | 15 | - | 245 | 2 | 6 | 11 | 227 | 1,430 | 18 | 55 | 181 | 5 | 287 | 91 | 213 | 251 | 445 | 31 | 6 | - | 3 | - |
| 5.Service & sales workers | 96,982 | 947 | 42 | 3,218 | 59 | 202 | 493 | 34,769 | 4,609 | 19,141 | 430 | 468 | 127 | 288 | 6,701 | 12,816 | 2,924 | 2,710 | 1,432 | 3,595 | 1,973 | 24 | 14 |
| 51. | 26,913 | 125 | 1 | 408 | 1 | 3 | 50 | 328 | 3,707 | 14,658 | 31 | 51 | 36 | 52 | 506 | 249 | 2,341 | 400 | 461 | 3,462 | 33 | 6 | 4 |
| 52. | 42,574 | 127 | 23 | 1,981 | 48 | 84 | 95 | 33,901 | 354 | 3,882 | 355 | 276 | 32 | 170 | 348 | 84 | 119 | 37 | 567 | 83 | 1 | 1 | 6 |
| 53. | 4,447 | 4 | - | 17 | - | - | 1 | 9 | 70 | 164 | - | - | 1 | 1 | - | 52 | 293 | 2,116 | - | 1 | 1,716 | 1 | 1 |
| 54. | 23,048 | 691 | 18 | 812 | 10 | 115 | 347 | 531 | 478 | 437 | 44 | 141 | 58 | 65 | 5,847 | 12,431 | 171 | 157 | 404 | 49 | 223 | 16 | 3 |
| 6.Skilled agricultural and fishery workers | 21,038 | 14,745 | 8 | 377 | 14 | 19 | 117 | 189 | 57 | 1,265 | 10 | 20 | 46 | 57 | 602 | 605 | 157 | 139 | 364 | 79 | 2,157 | 9 | 2 |
| 61. | 16,129 | 10,122 | 8 | 308 | 9 | 19 | 99 | 139 | 35 | 1,260 | 10 | 19 | 46 | 56 | 534 | 588 | 157 | 139 | 336 | 79 | 2,155 | 9 | 2 |
| 62. | 4,909 | 4,623 | - | 69 | 5 | - | 18 | 50 | 22 | 5 | - | 1 | - | 1 | 68 | 17 | - | - | 28 | - | 2 | - | - |
| 63. | - | - | - | - | - | - | - | - | - | - | - | - | - | - | - | - | - | - | - | - | - | - | - |
| 7.Craft & related trades workers | 91,710 | 821 | 257 | 30,314 | 544 | 273 | 40,914 | 8,769 | 1,254 | 2,538 | 535 | 140 | 122 | 1,224 | 700 | 1,505 | 312 | 298 | 298 | 868 | 5 | 5 | 14 |
| 71. | 47,917 | 272 | 140 | 4,302 | 67 | 196 | 37,394 | 1,751 | 274 | 1,085 | 74 | 84 | 98 | 539 | 195 | 837 | 211 | 164 | 134 | 81 | 5 | 5 | 9 |
| 72. | 14,890 | 424 | 92 | 7,110 | 50 | 52 | 808 | 4,533 | 703 | 54 | 26 | 12 | 5 | 204 | 227 | 291 | 11 | 13 | 40 | 235 | - | - | - |
| 73. | 5,781 | 4 | 1 | 4,909 | - | 2 | 59 | 265 | 3 | 7 | 188 | - | - | 91 | 9 | 56 | 40 | 17 | 17 | 113 | - | - | - |
| 74. | 6,376 | 55 | 17 | 868 | 425 | 13 | 2,488 | 788 | 163 | 318 | 212 | 30 | 15 | 290 | 121 | 209 | 28 | 42 | 59 | 234 | - | - | 1 |
| 75. | 16,746 | 66 | 7 | 13,125 | 2 | 10 | 165 | 1,432 | 111 | 1,074 | 35 | 14 | 4 | 100 | 148 | 112 | 22 | 62 | 48 | 205 | - | - | 4 |

Table CA13 - Currently employed population 16 years of age and over by industry (section), major occupational group and sex

| Country, Island, Occupation (major & sub-major group) and sex | Total | Industry (Section) | | | | | | | | | | | | | | | | | | | | Not Stated | |
|---|---------|--------------------|-------|--------|-------|-------|--------|--------|--------|--------|-------|-------|-------|-------|--------|--------|--------|-------|-------|-------|--------|------------|-----|
| | | A | B | C | D | E | F | G | H | I | J | K | L | M | N | O | P | Q | R | S | T | | U |
| Republic of Mauritius | | | | | | | | | | | | | | | | | | | | | | | |
| 8.Plant & machine operators and assemblers. . . . | 61,363 | 1,550 | 369 | 32,092 | 142 | 328 | 2,399 | 3,111 | 15,488 | 912 | 247 | 242 | 51 | 440 | 1,188 | 1,178 | 142 | 418 | 141 | 320 | 266 | 34 | 305 |
| 81. | 31,157 | 188 | 158 | 28,791 | 31 | 54 | 145 | 681 | 72 | 167 | 6 | 40 | - | 60 | 162 | 15 | 2 | 37 | 6 | 224 | 16 | - | 302 |
| 82. | 470 | - | - | 435 | - | - | 10 | 18 | - | - | 1 | - | - | 4 | 1 | - | - | - | - | 1 | - | - | - |
| 83. | 29,736 | 1,362 | 211 | 2,866 | 111 | 274 | 2,244 | 2,412 | 15,416 | 745 | 240 | 202 | 51 | 376 | 1,025 | 1,163 | 140 | 381 | 135 | 95 | 250 | 34 | 3 |
| 9.Elementary occupations | 83,599 | 16,651 | 246 | 11,695 | 307 | 1,125 | 2,655 | 7,357 | 2,941 | 5,859 | 265 | 877 | 148 | 944 | 4,496 | 6,056 | 2,186 | 3,380 | 573 | 468 | 15,263 | 29 | 78 |
| 91. | 33,246 | 228 | 27 | 2,623 | 42 | 92 | 271 | 2,198 | 431 | 3,341 | 103 | 113 | 96 | 252 | 2,826 | 590 | 1,532 | 2,692 | 285 | 290 | 15,189 | 16 | 9 |
| 92. | 16,981 | 15,605 | 1 | 410 | - | 8 | 168 | 71 | 19 | 65 | - | 3 | 5 | 201 | 113 | 179 | 21 | 11 | 82 | 13 | 6 | - | - |
| 93. | 14,375 | 307 | 183 | 7,429 | 11 | 201 | 1,825 | 1,521 | 1,918 | 41 | 10 | 2 | 10 | 107 | 201 | 492 | 4 | 14 | 4 | 31 | - | - | 64 |
| 94. | 2,108 | 2 | - | 91 | - | 1 | 7 | 100 | 10 | 1,810 | 2 | 4 | - | 4 | 7 | 2 | 17 | 34 | 13 | 2 | 2 | - | - |
| 95. | 2,367 | 1 | - | 40 | - | - | 4 | 2,196 | 8 | 64 | 1 | - | - | 1 | 2 | 43 | - | - | 2 | 4 | - | - | 1 |
| 96. | 14,522 | 508 | 35 | 1,102 | 254 | 823 | 380 | 1,271 | 555 | 538 | 149 | 755 | 37 | 379 | 1,347 | 4,750 | 612 | 629 | 187 | 128 | 66 | 13 | 4 |
| Not stated. | 1,264 | 6 | - | 531 | - | 1 | 25 | 22 | 12 | 21 | 5 | 8 | - | 12 | 11 | 12 | 8 | 2 | 6 | 11 | 3 | 1 | 567 |
| Male | 337,070 | 27,360 | 1,010 | 55,590 | 2,113 | 2,766 | 51,373 | 44,887 | 28,389 | 24,973 | 7,145 | 7,301 | 1,033 | 8,334 | 14,350 | 28,563 | 11,807 | 8,279 | 4,233 | 3,957 | 2,870 | 186 | 551 |
| 1.Managers. | 20,948 | 354 | 32 | 2,819 | 42 | 69 | 1,643 | 5,475 | 867 | 2,904 | 792 | 1,409 | 281 | 1,033 | 1,121 | 862 | 408 | 249 | 394 | 153 | 4 | 28 | 9 |
| 11. | 1,631 | 27 | 1 | 91 | 2 | 11 | 50 | 144 | 69 | 23 | 89 | 112 | 23 | 206 | 78 | 578 | 32 | 38 | 19 | 22 | - | 16 | - |
| 12. | 5,589 | 52 | 6 | 732 | 16 | 23 | 237 | 1,690 | 239 | 257 | 279 | 554 | 136 | 533 | 467 | 162 | 30 | 39 | 77 | 45 | - | 9 | 6 |
| 13. | 6,225 | 246 | 23 | 1,676 | 20 | 16 | 1,237 | 318 | 452 | 73 | 367 | 672 | 63 | 187 | 188 | 88 | 331 | 154 | 83 | 25 | 1 | 2 | 3 |
| 14. | 7,503 | 29 | 2 | 320 | 4 | 19 | 119 | 3,323 | 107 | 2,551 | 57 | 71 | 59 | 107 | 388 | 34 | 15 | 18 | 215 | 61 | 3 | 1 | - |
| 2.Professionals | 22,245 | 161 | 13 | 1,090 | 192 | 119 | 751 | 1,039 | 385 | 727 | 2,400 | 1,099 | 74 | 2,496 | 628 | 1,124 | 7,066 | 1,513 | 473 | 858 | - | 32 | 5 |
| 21. | 3,855 | 103 | 6 | 573 | 139 | 97 | 621 | 174 | 172 | 27 | 284 | 51 | 20 | 1,095 | 63 | 348 | 20 | 20 | 20 | 15 | - | 5 | 2 |
| 22. | 1,787 | 14 | - | 16 | 2 | - | - | 191 | 1 | 47 | - | 2 | - | 35 | - | 62 | 16 | 1,380 | 3 | 15 | - | 3 | - |
| 23. | 7,203 | 1 | - | 9 | 1 | 2 | 6 | 11 | 8 | 39 | 15 | 4 | - | 14 | 20 | 110 | 6,839 | 19 | 50 | 53 | - | - | 2 |
| 24. | 4,345 | 34 | 6 | 355 | 42 | 17 | 92 | 502 | 150 | 224 | 337 | 793 | 47 | 812 | 387 | 318 | 95 | 49 | 53 | 18 | - | 13 | 1 |
| 25. | 2,213 | 8 | 1 | 82 | 7 | 3 | 19 | 129 | 47 | 29 | 1,312 | 216 | 5 | 101 | 117 | 68 | 29 | 8 | 17 | 13 | - | 2 | - |
| 26. | 2,842 | 1 | - | 55 | 1 | - | 13 | 32 | 7 | 361 | 452 | 33 | 2 | 439 | 41 | 218 | 67 | 37 | 330 | 744 | - | 9 | - |
| 3.Technicians & associate professionals | 29,839 | 491 | 52 | 4,178 | 730 | 701 | 2,339 | 2,317 | 1,967 | 1,580 | 2,000 | 1,530 | 257 | 1,507 | 957 | 4,567 | 525 | 2,846 | 733 | 527 | - | 31 | 4 |
| 31. | 11,187 | 358 | 46 | 3,076 | 624 | 628 | 1,826 | 586 | 896 | 510 | 119 | 110 | 34 | 783 | 215 | 667 | 133 | 64 | 391 | 118 | - | - | 3 |
| 32. | 3,052 | 20 | 1 | 54 | 8 | 4 | 30 | 210 | 22 | 22 | 7 | 5 | 1 | 8 | 6 | 356 | 9 | 2,287 | 2 | - | - | - | - |
| 33. | 10,367 | 100 | 5 | 922 | 92 | 64 | 391 | 1,164 | 963 | 449 | 439 | 1,258 | 213 | 299 | 480 | 2,977 | 222 | 184 | 84 | 40 | - | 20 | 1 |
| 34. | 2,318 | 6 | - | 32 | 1 | 1 | 39 | 23 | 15 | 556 | 54 | 30 | 4 | 343 | 93 | 477 | 77 | 302 | 208 | 53 | - | 4 | - |
| 35. | 2,915 | 7 | - | 94 | 5 | 4 | 53 | 334 | 71 | 43 | 1,381 | 127 | 5 | 74 | 163 | 90 | 84 | 9 | 48 | 316 | - | 7 | - |
| 4.Clerical support workers | 17,324 | 484 | 39 | 2,391 | 112 | 68 | 746 | 2,366 | 2,037 | 1,137 | 864 | 1,850 | 59 | 737 | 1,511 | 1,447 | 420 | 396 | 543 | 95 | - | 11 | 11 |
| 41. | 4,328 | 307 | 9 | 420 | 41 | 34 | 237 | 343 | 341 | 136 | 244 | 302 | 22 | 167 | 197 | 1,020 | 297 | 93 | 59 | 49 | - | 10 | - |
| 42. | 3,582 | 17 | 1 | 53 | 18 | 9 | 13 | 116 | 74 | 470 | 245 | 947 | 9 | 25 | 977 | 110 | 20 | 68 | 401 | 8 | - | 1 | - |
| 43. | 7,385 | 154 | 29 | 1,779 | 51 | 23 | 488 | 1,758 | 547 | 524 | 354 | 510 | 24 | 407 | 296 | 223 | 43 | 59 | 72 | 33 | - | - | 11 |
| 44. | 2,029 | 6 | - | 139 | 2 | 2 | 8 | 149 | 1,075 | 7 | 21 | 91 | 4 | 138 | 41 | 94 | 60 | 176 | 11 | 5 | - | - | - |
| 5.Service & sales workers | 59,335 | 894 | 33 | 2,005 | 50 | 187 | 432 | 17,092 | 3,805 | 11,709 | 202 | 276 | 88 | 176 | 5,846 | 11,838 | 1,747 | 730 | 954 | 1,006 | 237 | 21 | 7 |
| 51. | 16,513 | 106 | 1 | 150 | - | 2 | 27 | 137 | 3,172 | 9,421 | 10 | 33 | 15 | 31 | 278 | 218 | 1,551 | 110 | 301 | 937 | 8 | 5 | - |
| 52. | 20,903 | 98 | 14 | 1,171 | 41 | 74 | 68 | 16,477 | 200 | 1,867 | 153 | 108 | 18 | 83 | 161 | 39 | 28 | 9 | 267 | 22 | - | 1 | 4 |
| 53. | 510 | 2 | - | - | - | - | - | - | 4 | 2 | - | - | - | - | - | 14 | 9 | 469 | - | - | 10 | - | - |
| 54. | 21,409 | 688 | 18 | 684 | 9 | 111 | 337 | 478 | 429 | 419 | 39 | 135 | 55 | 62 | 5,407 | 11,567 | 159 | 142 | 386 | 47 | 219 | 15 | 3 |

Table CA13 - Currently employed population 16 years of age and over by industry (section), major occupational group and sex

| Country, Island, Occupation (major & sub-major group) and sex | Total | Industry (Section) | | | | | | | | | | | | | | | | | | | | Not Stated | |
|---|---------|--------------------|-----|--------|-----|-------|--------|--------|--------|--------|-------|-------|-----|-------|-------|-------|--------|--------|-------|-------|--------|------------|-----|
| | | A | B | C | D | E | F | G | H | I | J | K | L | M | N | O | P | Q | R | S | T | | U |
| Republic of Mauritius | | | | | | | | | | | | | | | | | | | | | | | |
| 6.Skilled agricultural and fishery workers . | 16,810 | 11,342 | 8 | 345 | 14 | 12 | 106 | 167 | 54 | 953 | 10 | 19 | 38 | 53 | 486 | 591 | 140 | 125 | 337 | 67 | 1,932 | 9 | 2 |
| 61. | 12,088 | 6,895 | 8 | 279 | 9 | 12 | 88 | 122 | 32 | 948 | 10 | 18 | 38 | 52 | 419 | 575 | 140 | 125 | 310 | 67 | 1,930 | 9 | 2 |
| 62. | 4,722 | 4,447 | - | 66 | 5 | - | 18 | 45 | 22 | 5 | - | 1 | - | 1 | 67 | 16 | - | - | 27 | - | 2 | - | - |
| 63. | - | - | - | - | - | - | - | - | - | - | - | - | - | - | - | - | - | - | - | - | - | - | - |
| 7.Craft & related trades workers . | 82,789 | 794 | 257 | 22,974 | 540 | 263 | 40,572 | 8,309 | 1,200 | 2,229 | 471 | 133 | 117 | 1,186 | 647 | 1,440 | 285 | 249 | 280 | 825 | 4 | 5 | 9 |
| 71. | 47,308 | 268 | 140 | 4,133 | 64 | 192 | 37,095 | 1,725 | 268 | 1,068 | 73 | 84 | 93 | 534 | 179 | 816 | 198 | 151 | 130 | 79 | 4 | 5 | 9 |
| 72. | 14,696 | 422 | 92 | 6,958 | 50 | 51 | 804 | 4,503 | 702 | 53 | 26 | 11 | 5 | 204 | 227 | 290 | 10 | 13 | 40 | 235 | - | - | - |
| 73. | 3,588 | 3 | 1 | 2,881 | - | 2 | 56 | 201 | 3 | 2 | 154 | - | - | 75 | 5 | 45 | 36 | 11 | 10 | 103 | - | - | - |
| 74. | 6,290 | 55 | 17 | 836 | 424 | 13 | 2,464 | 779 | 163 | 314 | 205 | 30 | 15 | 288 | 118 | 208 | 28 | 42 | 59 | 232 | - | - | - |
| 75. | 10,907 | 46 | 7 | 8,166 | 2 | 5 | 153 | 1,101 | 64 | 792 | 13 | 8 | 4 | 85 | 118 | 81 | 13 | 32 | 41 | 176 | - | - | - |
| 8.Plant & machine operators and assemblers. . . . | 42,946 | 1,507 | 364 | 14,859 | 142 | 313 | 2,378 | 2,844 | 15,363 | 825 | 244 | 239 | 50 | 422 | 1,057 | 1,172 | 139 | 386 | 135 | 212 | 250 | 34 | 11 |
| 81. | 13,080 | 150 | 153 | 11,740 | 31 | 39 | 131 | 427 | 59 | 81 | 4 | 37 | - | 44 | 35 | 12 | 1 | 8 | 3 | 117 | - | - | 8 |
| 82. | 296 | - | - | 269 | - | - | 10 | 12 | - | - | - | - | - | 4 | 1 | - | - | - | - | - | - | - | - |
| 83. | 29,570 | 1,357 | 211 | 2,850 | 111 | 274 | 2,237 | 2,405 | 15,304 | 744 | 240 | 202 | 50 | 374 | 1,021 | 1,160 | 138 | 378 | 132 | 95 | 250 | 34 | 3 |
| 9.Elementary occupations . . . | 43,921 | 11,327 | 212 | 4,611 | 291 | 1,033 | 2,382 | 5,258 | 2,701 | 2,898 | 159 | 743 | 69 | 715 | 2,088 | 5,516 | 1,074 | 1,784 | 380 | 212 | 442 | 15 | 11 |
| 91. | 7,655 | 141 | 25 | 719 | 27 | 58 | 108 | 1,064 | 283 | 1,381 | 27 | 35 | 26 | 123 | 731 | 452 | 596 | 1,250 | 147 | 84 | 372 | 4 | 2 |
| 92. | 11,587 | 10,450 | 1 | 312 | - | 7 | 158 | 61 | 14 | 43 | - | 3 | 4 | 180 | 77 | 166 | 13 | 9 | 72 | 11 | 6 | - | - |
| 93. | 9,025 | 272 | 153 | 2,649 | 11 | 192 | 1,761 | 1,316 | 1,889 | 22 | 9 | 1 | 9 | 93 | 129 | 479 | 2 | 12 | 3 | 19 | - | - | 4 |
| 94. | 999 | - | - | 20 | - | - | 6 | 39 | 7 | 906 | - | 3 | - | 2 | 5 | 1 | 1 | 1 | 7 | 1 | - | - | - |
| 95. | 1,819 | 1 | - | 29 | - | - | 4 | 1,676 | 7 | 50 | 1 | - | - | 1 | 1 | 43 | - | - | 2 | 3 | - | - | 1 |
| 96. | 12,836 | 463 | 33 | 882 | 253 | 776 | 345 | 1,102 | 501 | 496 | 122 | 701 | 30 | 316 | 1,145 | 4,375 | 462 | 512 | 149 | 94 | 64 | 11 | 4 |
| Not stated. | 913 | 6 | - | 318 | - | 1 | 24 | 20 | 10 | 11 | 3 | 3 | - | 9 | 9 | 6 | 3 | 1 | 4 | 2 | 1 | - | 482 |
| Female | 185,128 | 9,288 | 110 | 41,179 | 176 | 423 | 1,603 | 28,348 | 3,471 | 14,607 | 4,250 | 6,972 | 553 | 4,308 | 8,453 | 9,121 | 18,671 | 10,258 | 1,920 | 3,953 | 16,816 | 155 | 493 |
| 1.Managers. | 8,336 | 40 | 4 | 860 | 7 | 12 | 103 | 2,271 | 184 | 1,282 | 329 | 683 | 72 | 422 | 620 | 355 | 485 | 239 | 206 | 132 | - | 25 | 5 |
| 11. | 595 | - | - | 30 | - | 3 | 5 | 66 | 8 | 11 | 36 | 29 | 12 | 67 | 52 | 175 | 21 | 29 | 15 | 20 | - | 15 | 1 |
| 12. | 2,887 | 11 | 1 | 300 | 4 | 5 | 43 | 839 | 86 | 170 | 165 | 307 | 48 | 268 | 332 | 148 | 36 | 38 | 41 | 32 | - | 10 | 3 |
| 13. | 1,786 | 25 | 3 | 437 | 2 | 3 | 39 | 78 | 61 | 20 | 103 | 278 | 7 | 41 | 67 | 26 | 403 | 161 | 27 | 5 | - | - | - |
| 14. | 3,068 | 4 | - | 93 | 1 | 1 | 16 | 1,288 | 29 | 1,081 | 25 | 69 | 5 | 46 | 169 | 6 | 25 | 11 | 123 | 75 | - | - | 1 |
| 2.Professionals . . | 22,685 | 69 | 6 | 716 | 39 | 23 | 91 | 687 | 267 | 399 | 1,215 | 1,005 | 39 | 1,236 | 578 | 936 | 13,782 | 977 | 222 | 359 | - | 35 | 4 |
| 21. | 1,007 | 39 | - | 389 | 20 | 5 | 34 | 30 | 11 | 6 | 48 | 31 | - | 225 | 22 | 102 | 16 | 4 | 15 | 8 | - | 1 | 1 |
| 22. | 1,039 | 8 | - | 4 | - | - | - | 155 | - | 97 | - | 2 | - | 11 | - | 45 | 23 | 653 | 1 | 40 | - | - | - |
| 23. | 14,134 | - | - | 11 | 2 | - | 2 | 13 | 1 | 18 | 14 | 3 | - | 10 | 14 | 208 | 13,440 | 182 | 10 | 203 | - | 3 | - |
| 24. | 4,250 | 21 | 6 | 275 | 12 | 14 | 49 | 439 | 231 | 155 | 326 | 880 | 36 | 712 | 447 | 302 | 168 | 75 | 45 | 37 | - | 17 | 3 |
| 25. | 861 | 1 | - | 19 | 5 | 3 | 2 | 38 | 22 | 3 | 488 | 62 | 3 | 60 | 59 | 67 | 19 | 5 | 4 | 1 | - | - | - |
| 26. | 1,394 | - | - | 18 | - | 1 | 4 | 12 | 2 | 120 | 339 | 27 | - | 218 | 36 | 212 | 116 | 58 | 147 | 70 | - | 14 | - |
| 3.Technicians & associate professionals . . | 18,374 | 128 | 5 | 3,157 | 49 | 100 | 153 | 1,353 | 600 | 403 | 753 | 1,654 | 126 | 696 | 789 | 3,128 | 656 | 4,275 | 133 | 161 | 15 | 30 | 10 |
| 31. | 2,786 | 48 | - | 2,191 | 4 | 26 | 27 | 42 | 61 | 16 | 17 | 3 | 1 | 119 | 23 | 88 | 54 | 37 | 11 | 8 | - | 1 | 9 |
| 32. | 4,030 | 5 | - | 34 | - | 1 | 6 | 390 | 3 | 21 | 2 | 3 | - | 3 | 6 | 141 | 22 | 3,373 | 1 | 4 | 15 | - | - |
| 33. | 9,625 | 71 | 5 | 900 | 43 | 71 | 115 | 872 | 457 | 287 | 582 | 1,558 | 124 | 431 | 689 | 2,467 | 498 | 296 | 67 | 64 | - | 27 | 1 |
| 34. | 1,476 | 2 | - | 14 | - | - | 4 | 16 | 3 | 78 | 14 | 50 | 1 | 124 | 24 | 385 | 68 | 563 | 53 | 75 | - | 2 | - |
| 35. | 457 | 2 | - | 18 | 2 | 2 | 1 | 33 | 76 | 1 | 138 | 40 | - | 19 | 47 | 47 | 14 | 6 | 1 | 10 | - | - | - |

Table CA13 - Currently employed population 16 years of age and over by industry (section), major occupational group and sex

| Country, Island, Occupation (major & sub-major group) and sex | Total | Industry (Section) | | | | | | | | | | | | | | | | | | | | Not Stated | |
|---|--------|--------------------|----|--------|----|-----|-----|--------|-------|-------|-------|-------|-----|-------|-------|-------|-------|-------|-----|-------|--------|------------|-----|
| | | A | B | C | D | E | F | G | H | I | J | K | L | M | N | O | P | Q | R | S | T | | U |
| Republic of Mauritius | | | | | | | | | | | | | | | | | | | | | | | |
| 4.Clerical support workers | 26,491 | 201 | 47 | 3,331 | 52 | 149 | 547 | 3,510 | 1,192 | 1,412 | 1,550 | 3,288 | 184 | 1,550 | 2,901 | 3,093 | 1,407 | 1,095 | 635 | 284 | - | 47 | 16 |
| 41. | 12,044 | 112 | 17 | 1,381 | 22 | 105 | 336 | 1,642 | 396 | 251 | 595 | 865 | 117 | 787 | 635 | 2,702 | 1,096 | 582 | 168 | 195 | - | 35 | 5 |
| 42. | 6,603 | 11 | 2 | 303 | 15 | 11 | 51 | 423 | 182 | 951 | 506 | 1,474 | 30 | 113 | 1,798 | 97 | 48 | 151 | 386 | 44 | - | 3 | 4 |
| 43. | 6,351 | 69 | 28 | 1,541 | 15 | 29 | 157 | 1,367 | 259 | 199 | 415 | 859 | 36 | 501 | 418 | 175 | 72 | 93 | 61 | 44 | - | 6 | 7 |
| 44. | 1,493 | 9 | - | 106 | - | 4 | 3 | 78 | 355 | 11 | 34 | 90 | 1 | 149 | 50 | 119 | 191 | 269 | 20 | 1 | - | 3 | - |
| 5.Service & sales workers | 37,647 | 53 | 9 | 1,213 | 9 | 15 | 61 | 17,677 | 804 | 7,432 | 228 | 192 | 39 | 112 | 855 | 978 | 1,177 | 1,980 | 478 | 2,589 | 1,736 | 3 | 7 |
| 51. | 10,400 | 19 | - | 258 | 1 | 1 | 23 | 191 | 535 | 5,237 | 21 | 18 | 21 | 21 | 228 | 31 | 790 | 290 | 160 | 2,525 | 25 | 1 | 4 |
| 52. | 21,671 | 29 | 9 | 810 | 7 | 10 | 27 | 17,424 | 154 | 2,015 | 202 | 168 | 14 | 87 | 187 | 45 | 91 | 28 | 300 | 61 | 1 | - | 2 |
| 53. | 3,937 | 2 | - | 17 | - | - | 1 | 9 | 66 | 162 | - | - | 1 | 1 | - | 38 | 284 | 1,647 | - | 1 | 1,706 | 1 | 1 |
| 54. | 1,639 | 3 | - | 128 | 1 | 4 | 10 | 53 | 49 | 18 | 5 | 6 | 3 | 3 | 440 | 864 | 12 | 15 | 18 | 2 | 4 | 1 | - |
| 6.Skilled agricultural and fishery workers . | 4,228 | 3,403 | - | 32 | - | 7 | 11 | 22 | 3 | 312 | - | 1 | 8 | 4 | 116 | 14 | 17 | 14 | 27 | 12 | 225 | - | - |
| 61. | 4,041 | 3,227 | - | 29 | - | 7 | 11 | 17 | 3 | 312 | - | 1 | 8 | 4 | 115 | 13 | 17 | 14 | 26 | 12 | 225 | - | - |
| 62. | 187 | 176 | - | 3 | - | - | - | 5 | - | - | - | - | - | - | 1 | 1 | - | - | 1 | - | - | - | - |
| 63. | - | - | - | - | - | - | - | - | - | - | - | - | - | - | - | - | - | - | - | - | - | - | - |
| 7.Craft & related trades workers. . | 8,921 | 27 | - | 7,340 | 4 | 10 | 342 | 460 | 54 | 309 | 64 | 7 | 5 | 38 | 53 | 65 | 27 | 49 | 18 | 43 | 1 | - | 5 |
| 71. | 609 | 4 | - | 169 | 3 | 4 | 299 | 26 | 6 | 17 | 1 | - | 5 | 5 | 16 | 21 | 13 | 13 | 4 | 2 | 1 | - | - |
| 72. | 194 | 2 | - | 152 | - | 1 | 4 | 30 | 1 | 1 | - | 1 | - | - | - | 1 | 1 | - | - | - | - | - | - |
| 73. | 2,193 | 1 | - | 2,028 | - | - | 3 | 64 | - | 5 | 34 | - | - | 16 | 4 | 11 | 4 | 6 | 7 | 10 | - | - | - |
| 74. | 86 | - | - | 32 | 1 | - | 24 | 9 | - | 4 | 7 | - | - | 2 | 3 | 1 | - | - | - | 2 | - | - | 1 |
| 75. | 5,839 | 20 | - | 4,959 | - | 5 | 12 | 331 | 47 | 282 | 22 | 6 | - | 15 | 30 | 31 | 9 | 30 | 7 | 29 | - | - | 4 |
| 8.Plant & machine operators and assemblers. . . . | 18,417 | 43 | 5 | 17,233 | - | 15 | 21 | 267 | 125 | 87 | 3 | 3 | 1 | 18 | 131 | 6 | 3 | 32 | 6 | 108 | 16 | - | 294 |
| 81. | 18,077 | 38 | 5 | 17,051 | - | 15 | 14 | 254 | 13 | 86 | 2 | 3 | - | 16 | 127 | 3 | 1 | 29 | 3 | 107 | 16 | - | 294 |
| 82. | 174 | - | - | 166 | - | - | - | 6 | - | - | 1 | - | - | - | - | - | - | - | - | 1 | - | - | - |
| 83. | 166 | 5 | - | 16 | - | - | 7 | 7 | 112 | 1 | - | - | 1 | 2 | 4 | 3 | 2 | 3 | 3 | - | - | - | - |
| 9.Elementary occupations | 39,678 | 5,324 | 34 | 7,084 | 16 | 92 | 273 | 2,099 | 240 | 2,961 | 106 | 134 | 79 | 229 | 2,408 | 540 | 1,112 | 1,596 | 193 | 256 | 14,821 | 14 | 67 |
| 91. | 25,591 | 87 | 2 | 1,904 | 15 | 34 | 163 | 1,134 | 148 | 1,960 | 76 | 78 | 70 | 129 | 2,095 | 138 | 936 | 1,442 | 138 | 206 | 14,817 | 12 | 7 |
| 92. | 5,394 | 5,155 | - | 98 | - | 1 | 10 | 10 | 5 | 22 | - | - | 1 | 21 | 36 | 13 | 8 | 2 | 10 | 2 | - | - | - |
| 93. | 5,350 | 35 | 30 | 4,780 | - | 9 | 64 | 205 | 29 | 19 | 1 | 1 | 1 | 14 | 72 | 13 | 2 | 2 | 1 | 12 | - | - | 60 |
| 94. | 1,109 | 2 | - | 71 | - | 1 | 1 | 61 | 3 | 904 | 2 | 1 | - | 2 | 2 | 1 | 16 | 33 | 6 | 1 | 2 | - | - |
| 95. | 548 | - | - | 11 | - | - | - | 520 | 1 | 14 | - | - | - | - | 1 | - | - | - | - | 1 | - | - | - |
| 96. | 1,686 | 45 | 2 | 220 | 1 | 47 | 35 | 169 | 54 | 42 | 27 | 54 | 7 | 63 | 202 | 375 | 150 | 117 | 38 | 34 | 2 | 2 | - |
| Not stated. | 351 | - | - | 213 | - | - | 1 | 2 | 2 | 10 | 2 | 5 | - | 3 | 2 | 6 | 5 | 1 | 2 | 9 | 2 | 1 | 85 |

Table CA13 - Currently employed population 16 years of age and over by industry (section), major occupational group and sex

| Country, Island, Occupation (major & sub-major group) and sex | Total | Industry (Section) | | | | | | | | | | | | | | | | | | | | Not Stated | |
|---|---------|--------------------|-------|--------|-------|-------|--------|--------|--------|--------|--------|--------|-------|--------|--------|--------|--------|--------|-------|-------|--------|------------|-------|
| | | A | B | C | D | E | F | G | H | I | J | K | L | M | N | O | P | Q | R | S | T | | U |
| Island of Mauritius | | | | | | | | | | | | | | | | | | | | | | | |
| Both sexes | 506,783 | 32,032 | 1,036 | 95,826 | 2,187 | 2,915 | 51,657 | 71,664 | 31,243 | 38,716 | 11,253 | 14,120 | 1,579 | 12,534 | 22,441 | 36,105 | 29,469 | 17,865 | 6,005 | 7,706 | 19,067 | 336 | 1,027 |
| 1.Managers | 28,854 | 390 | 35 | 3,660 | 48 | 76 | 1,717 | 7,666 | 1,029 | 4,040 | 1,116 | 2,078 | 353 | 1,451 | 1,728 | 1,178 | 881 | 476 | 583 | 278 | 4 | 53 | 14 |
| 11. | 2,189 | 25 | 1 | 121 | 2 | 12 | 54 | 209 | 77 | 33 | 125 | 141 | 35 | 273 | 130 | 726 | 53 | 66 | 33 | 41 | - | 31 | 1 |
| 12. | 8,423 | 63 | 7 | 1,030 | 20 | 27 | 278 | 2,512 | 323 | 422 | 443 | 857 | 184 | 799 | 796 | 305 | 66 | 73 | 115 | 75 | - | 19 | 9 |
| 13. | 7,909 | 269 | 25 | 2,102 | 21 | 18 | 1,250 | 396 | 494 | 93 | 467 | 940 | 70 | 227 | 254 | 110 | 723 | 311 | 105 | 28 | 1 | 2 | 3 |
| 14. | 10,333 | 33 | 2 | 407 | 5 | 19 | 135 | 4,549 | 135 | 3,492 | 81 | 140 | 64 | 152 | 548 | 37 | 39 | 26 | 330 | 134 | 3 | 1 | 1 |
| 2.Professionals | 44,022 | 227 | 19 | 1,801 | 229 | 141 | 837 | 1,720 | 649 | 1,117 | 3,586 | 2,091 | 112 | 3,711 | 1,200 | 2,007 | 20,175 | 2,449 | 682 | 1,196 | - | 65 | 8 |
| 21. | 4,812 | 140 | 6 | 962 | 157 | 101 | 650 | 203 | 181 | 33 | 332 | 82 | 20 | 1,309 | 84 | 429 | 36 | 24 | 35 | 22 | - | 4 | 2 |
| 22. | 2,795 | 22 | - | 20 | 2 | - | - | 345 | 1 | 144 | - | 4 | - | 43 | - | 106 | 39 | 2,007 | 4 | 55 | - | 3 | - |
| 23. | 20,648 | 1 | - | 19 | 3 | 2 | 8 | 24 | 9 | 57 | 29 | 7 | - | 20 | 34 | 312 | 19,610 | 196 | 60 | 252 | - | 3 | 2 |
| 24. | 8,542 | 54 | 12 | 628 | 54 | 31 | 141 | 938 | 380 | 374 | 658 | 1,662 | 82 | 1,522 | 829 | 608 | 262 | 122 | 96 | 55 | - | 30 | 4 |
| 25. | 3,069 | 9 | 1 | 101 | 12 | 6 | 21 | 167 | 69 | 32 | 1,797 | 277 | 8 | 161 | 176 | 134 | 48 | 13 | 21 | 14 | - | 2 | - |
| 26. | 4,156 | 1 | - | 71 | 1 | 1 | 17 | 43 | 9 | 477 | 770 | 59 | 2 | 656 | 77 | 418 | 180 | 87 | 466 | 798 | - | 23 | - |
| 3.Technicians & associate professionals | 47,216 | 597 | 56 | 7,318 | 735 | 665 | 2,442 | 3,639 | 2,536 | 1,963 | 2,703 | 3,151 | 381 | 2,176 | 1,736 | 7,488 | 1,170 | 6,859 | 839 | 673 | 15 | 61 | 13 |
| 31. | 13,617 | 385 | 46 | 5,253 | 589 | 528 | 1,810 | 620 | 950 | 520 | 132 | 113 | 35 | 884 | 234 | 710 | 186 | 100 | 388 | 122 | - | 1 | 11 |
| 32. | 6,856 | 25 | 1 | 88 | 8 | 5 | 36 | 598 | 25 | 43 | 9 | 8 | 1 | 11 | 12 | 494 | 29 | 5,441 | 3 | 4 | 15 | - | - |
| 33. | 19,709 | 170 | 9 | 1,819 | 130 | 125 | 499 | 2,019 | 1,400 | 728 | 1,011 | 2,783 | 335 | 727 | 1,164 | 5,312 | 716 | 464 | 148 | 101 | - | 47 | 2 |
| 34. | 3,709 | 8 | - | 46 | 1 | 1 | 43 | 39 | 18 | 628 | 66 | 80 | 5 | 461 | 117 | 835 | 141 | 839 | 251 | 124 | - | 6 | - |
| 35. | 3,325 | 9 | - | 112 | 7 | 6 | 54 | 363 | 143 | 44 | 1,485 | 167 | 5 | 93 | 209 | 137 | 98 | 15 | 49 | 322 | - | 7 | - |
| 4.Clerical support workers | 43,210 | 680 | 79 | 5,707 | 159 | 203 | 1,269 | 5,815 | 3,169 | 2,497 | 2,400 | 5,082 | 242 | 2,283 | 4,392 | 4,392 | 1,781 | 1,451 | 1,160 | 366 | - | 56 | 27 |
| 41. | 16,083 | 418 | 25 | 1,795 | 62 | 130 | 566 | 1,964 | 725 | 381 | 833 | 1,153 | 138 | 951 | 824 | 3,605 | 1,349 | 660 | 223 | 233 | - | 43 | 5 |
| 42. | 10,076 | 28 | 3 | 354 | 32 | 19 | 64 | 533 | 255 | 1,392 | 748 | 2,392 | 39 | 137 | 2,764 | 200 | 68 | 211 | 778 | 51 | - | 4 | 4 |
| 43. | 13,606 | 219 | 51 | 3,314 | 63 | 49 | 629 | 3,093 | 795 | 707 | 766 | 1,358 | 60 | 908 | 713 | 383 | 115 | 149 | 133 | 77 | - | 6 | 18 |
| 44. | 3,445 | 15 | - | 244 | 2 | 5 | 10 | 225 | 1,394 | 17 | 53 | 179 | 5 | 287 | 91 | 204 | 249 | 431 | 26 | 5 | - | 3 | - |
| 5.Service & sales workers | 94,112 | 881 | 40 | 3,179 | 57 | 160 | 474 | 33,844 | 4,494 | 18,766 | 418 | 463 | 125 | 279 | 6,586 | 12,217 | 2,747 | 2,607 | 1,390 | 3,493 | 1,854 | 24 | 14 |
| 51. | 26,251 | 123 | 1 | 404 | 1 | 3 | 49 | 324 | 3,628 | 14,380 | 30 | 51 | 36 | 52 | 488 | 241 | 2,206 | 384 | 442 | 3,365 | 33 | 6 | 4 |
| 52. | 41,474 | 125 | 23 | 1,951 | 46 | 64 | 93 | 32,990 | 337 | 3,802 | 347 | 273 | 32 | 170 | 344 | 83 | 115 | 36 | 553 | 82 | 1 | 1 | 6 |
| 53. | 4,252 | 3 | - | 17 | - | - | 1 | 9 | 70 | 161 | - | - | 1 | 1 | - | 52 | 288 | 2,046 | - | 1 | 1,600 | 1 | 1 |
| 54. | 22,135 | 630 | 16 | 807 | 10 | 93 | 331 | 521 | 459 | 423 | 41 | 139 | 56 | 56 | 5,754 | 11,841 | 138 | 141 | 395 | 45 | 220 | 16 | 3 |
| 6.Skilled agricultural and fishery workers | 16,630 | 10,501 | 8 | 366 | 14 | 19 | 108 | 179 | 56 | 1,238 | 10 | 20 | 46 | 54 | 592 | 583 | 154 | 138 | 361 | 76 | 2,096 | 9 | 2 |
| 61. | 13,189 | 7,326 | 8 | 303 | 9 | 19 | 92 | 133 | 35 | 1,234 | 10 | 19 | 46 | 53 | 527 | 567 | 154 | 138 | 335 | 76 | 2,094 | 9 | 2 |
| 62. | 3,441 | 3,175 | - | 63 | 5 | - | 16 | 46 | 21 | 4 | - | 1 | - | 1 | 65 | 16 | - | - | 26 | - | 2 | - | - |
| 63. | - | - | - | - | - | - | - | - | - | - | - | - | - | - | - | - | - | - | - | - | - | - | - |
| 7.Craft & related trades workers | 89,501 | 813 | 245 | 29,607 | 510 | 257 | 39,912 | 8,563 | 1,237 | 2,483 | 519 | 138 | 122 | 1,219 | 693 | 1,439 | 296 | 282 | 292 | 850 | 5 | 5 | 14 |
| 71. | 46,773 | 267 | 133 | 4,251 | 62 | 182 | 36,463 | 1,718 | 268 | 1,058 | 72 | 82 | 98 | 536 | 191 | 803 | 201 | 156 | 132 | 81 | 5 | 5 | 9 |
| 72. | 14,639 | 423 | 87 | 7,015 | 48 | 50 | 785 | 4,432 | 698 | 51 | 26 | 12 | 5 | 203 | 227 | 281 | 11 | 12 | 40 | 233 | - | - | - |
| 73. | 5,573 | 4 | 1 | 4,720 | - | 2 | 58 | 260 | 3 | 5 | 187 | - | - | 91 | 8 | 52 | 39 | 16 | 16 | 111 | - | - | - |
| 74. | 6,248 | 55 | 17 | 865 | 398 | 13 | 2,447 | 781 | 158 | 313 | 199 | 30 | 15 | 290 | 121 | 198 | 27 | 39 | 56 | 225 | - | - | 1 |
| 75. | 16,268 | 64 | 7 | 12,756 | 2 | 10 | 159 | 1,372 | 110 | 1,056 | 35 | 14 | 4 | 99 | 146 | 105 | 18 | 59 | 48 | 200 | - | - | 4 |

Table CA13 - Currently employed population 16 years of age and over by industry (section), major occupational group and sex

| Country, Island, Occupation (major & sub-major group) and sex | Total | Industry (Section) | | | | | | | | | | | | | | | | | | | | | |
|---|---------|--------------------|-----|--------|-------|-------|--------|--------|--------|--------|-------|-------|-------|-------|--------|--------|--------|-------|-------|-------|--------|-----|------------|
| | | A | B | C | D | E | F | G | H | I | J | K | L | M | N | O | P | Q | R | S | T | U | Not Stated |
| Island of Mauritius | | | | | | | | | | | | | | | | | | | | | | | |
| 8.Plant & machine operators and assemblers | 60,728 | 1,538 | 348 | 32,013 | 141 | 318 | 2,343 | 3,060 | 15,247 | 892 | 241 | 235 | 51 | 436 | 1,171 | 1,113 | 137 | 383 | 139 | 317 | 266 | 34 | 305 |
| 81. | 31,062 | 186 | 148 | 28,729 | 31 | 53 | 142 | 674 | 71 | 164 | 6 | 40 | - | 60 | 162 | 11 | 2 | 37 | 6 | 222 | 16 | - | 302 |
| 82. | 468 | - | - | 433 | - | - | 10 | 18 | - | - | 1 | - | - | 4 | 1 | - | - | - | - | 1 | - | - | - |
| 83. | 29,198 | 1,352 | 200 | 2,851 | 110 | 265 | 2,191 | 2,368 | 15,176 | 728 | 234 | 195 | 51 | 372 | 1,008 | 1,102 | 135 | 346 | 133 | 94 | 250 | 34 | 3 |
| 9.Elementary occupations | 81,266 | 16,399 | 206 | 11,646 | 294 | 1,075 | 2,530 | 7,158 | 2,814 | 5,700 | 255 | 855 | 147 | 913 | 4,332 | 5,677 | 2,120 | 3,218 | 553 | 446 | 14,824 | 28 | 76 |
| 91. | 32,302 | 227 | 25 | 2,614 | 40 | 92 | 267 | 2,143 | 425 | 3,243 | 97 | 110 | 96 | 248 | 2,743 | 547 | 1,496 | 2,556 | 276 | 281 | 14,753 | 15 | 8 |
| 92. | 16,669 | 15,376 | 1 | 406 | - | 6 | 165 | 70 | 19 | 65 | - | 3 | 5 | 183 | 106 | 138 | 21 | 10 | 80 | 9 | 6 | - | - |
| 93. | 13,940 | 302 | 146 | 7,402 | 9 | 174 | 1,746 | 1,434 | 1,806 | 40 | 10 | 2 | 9 | 104 | 194 | 450 | 4 | 12 | 3 | 30 | 4 | - | 63 |
| 94. | 2,055 | 2 | - | 90 | - | 1 | 7 | 96 | 10 | 1,763 | 2 | 4 | - | 4 | 6 | 2 | 17 | 34 | 13 | 2 | 2 | - | - |
| 95. | 2,306 | - | - | 40 | - | - | 1 | 2,157 | 7 | 58 | 1 | - | - | 1 | 2 | 33 | - | - | 2 | 3 | - | - | 1 |
| 96. | 13,994 | 492 | 34 | 1,094 | 245 | 802 | 344 | 1,258 | 547 | 531 | 145 | 736 | 37 | 373 | 1,281 | 4,507 | 582 | 606 | 179 | 121 | 63 | 13 | 4 |
| Not stated. | 1,244 | 6 | - | 529 | - | 1 | 25 | 20 | 12 | 20 | 5 | 7 | - | 12 | 11 | 11 | 8 | 2 | 6 | 11 | 3 | 1 | 554 |
| Male | 327,546 | 24,707 | 931 | 55,115 | 2,020 | 2,508 | 50,076 | 44,009 | 27,820 | 24,568 | 7,041 | 7,225 | 1,028 | 8,247 | 14,077 | 27,332 | 11,345 | 7,977 | 4,140 | 3,879 | 2,779 | 182 | 540 |
| 1.Managers. | 20,684 | 350 | 31 | 2,807 | 41 | 64 | 1,614 | 5,426 | 848 | 2,841 | 789 | 1,399 | 281 | 1,031 | 1,110 | 832 | 399 | 244 | 387 | 149 | 4 | 28 | 9 |
| 11. | 1,604 | 25 | 1 | 91 | 2 | 9 | 49 | 143 | 69 | 23 | 89 | 112 | 23 | 206 | 78 | 558 | 32 | 38 | 19 | 21 | - | 16 | - |
| 12. | 5,559 | 52 | 6 | 731 | 16 | 22 | 235 | 1,682 | 238 | 255 | 279 | 551 | 136 | 533 | 464 | 158 | 30 | 36 | 76 | 44 | - | 9 | 6 |
| 13. | 6,141 | 244 | 22 | 1,668 | 19 | 15 | 1,211 | 318 | 434 | 73 | 365 | 665 | 63 | 186 | 188 | 84 | 322 | 154 | 81 | 23 | 1 | 2 | 3 |
| 14. | 7,380 | 29 | 2 | 317 | 4 | 18 | 119 | 3,283 | 107 | 2,490 | 56 | 71 | 59 | 106 | 380 | 32 | 15 | 16 | 211 | 61 | 3 | 1 | - |
| 2.Professionals | 21,841 | 160 | 13 | 1,086 | 190 | 118 | 746 | 1,035 | 383 | 721 | 2,381 | 1,093 | 74 | 2,476 | 623 | 1,095 | 6,811 | 1,489 | 464 | 848 | - | 30 | 5 |
| 21. | 3,811 | 102 | 6 | 573 | 137 | 96 | 616 | 173 | 170 | 27 | 284 | 51 | 20 | 1,084 | 62 | 331 | 20 | 20 | 20 | 14 | - | 3 | 2 |
| 22. | 1,763 | 14 | - | 16 | 2 | - | - | 190 | 1 | 47 | - | 2 | - | 33 | - | 61 | 16 | 1,360 | 3 | 15 | - | 3 | - |
| 23. | 6,942 | 1 | - | 8 | 1 | 2 | 6 | 11 | 8 | 39 | 15 | 4 | - | 10 | 20 | 108 | 6,586 | 18 | 50 | 53 | - | - | 2 |
| 24. | 4,317 | 34 | 6 | 353 | 42 | 17 | 92 | 501 | 150 | 221 | 333 | 788 | 47 | 810 | 383 | 315 | 94 | 48 | 51 | 18 | - | 13 | 1 |
| 25. | 2,208 | 8 | 1 | 82 | 7 | 3 | 19 | 129 | 47 | 29 | 1,309 | 215 | 5 | 101 | 117 | 67 | 29 | 8 | 17 | 13 | - | 2 | - |
| 26. | 2,800 | 1 | - | 54 | 1 | - | 13 | 31 | 7 | 358 | 440 | 33 | 2 | 438 | 41 | 213 | 66 | 35 | 323 | 735 | - | 9 | - |
| 3.Technicians & associate professionals | 29,193 | 472 | 52 | 4,171 | 690 | 571 | 2,292 | 2,294 | 1,949 | 1,566 | 1,958 | 1,518 | 256 | 1,487 | 951 | 4,446 | 519 | 2,738 | 711 | 518 | - | 31 | 3 |
| 31. | 10,850 | 340 | 46 | 3,070 | 585 | 503 | 1,783 | 578 | 889 | 504 | 116 | 110 | 34 | 766 | 211 | 625 | 132 | 63 | 378 | 115 | - | - | 2 |
| 32. | 2,954 | 20 | 1 | 54 | 8 | 4 | 30 | 209 | 22 | 22 | 7 | 5 | 1 | 8 | 6 | 355 | 8 | 2,192 | 2 | - | - | - | - |
| 33. | 10,236 | 99 | 5 | 921 | 91 | 59 | 387 | 1,153 | 953 | 445 | 434 | 1,246 | 212 | 298 | 478 | 2,916 | 219 | 177 | 83 | 39 | - | 20 | 1 |
| 34. | 2,280 | 6 | - | 32 | 1 | 1 | 39 | 23 | 15 | 552 | 54 | 30 | 4 | 341 | 93 | 460 | 76 | 297 | 200 | 52 | - | 4 | - |
| 35. | 2,873 | 7 | - | 94 | 5 | 4 | 53 | 331 | 70 | 43 | 1,347 | 127 | 5 | 74 | 163 | 90 | 84 | 9 | 48 | 312 | - | 7 | - |
| 4.Clerical support workers | 17,098 | 481 | 34 | 2,383 | 109 | 61 | 730 | 2,339 | 1,990 | 1,123 | 859 | 1,832 | 58 | 736 | 1,506 | 1,406 | 414 | 389 | 535 | 92 | - | 10 | 11 |
| 41. | 4,268 | 307 | 9 | 418 | 40 | 29 | 235 | 339 | 337 | 136 | 242 | 296 | 21 | 166 | 197 | 999 | 291 | 91 | 59 | 47 | - | 9 | - |
| 42. | 3,549 | 17 | 1 | 52 | 18 | 9 | 13 | 113 | 74 | 465 | 245 | 938 | 9 | 25 | 973 | 105 | 20 | 67 | 396 | 8 | - | 1 | - |
| 43. | 7,299 | 151 | 24 | 1,774 | 49 | 21 | 474 | 1,739 | 536 | 516 | 353 | 509 | 24 | 407 | 295 | 210 | 43 | 58 | 72 | 33 | - | - | 11 |
| 44. | 1,982 | 6 | - | 139 | 2 | 2 | 8 | 148 | 1,043 | 6 | 19 | 89 | 4 | 138 | 41 | 92 | 60 | 173 | 8 | 4 | - | - | - |
| 5.Service & sales workers | 57,655 | 833 | 31 | 1,984 | 49 | 145 | 413 | 16,711 | 3,704 | 11,537 | 194 | 272 | 86 | 167 | 5,744 | 11,292 | 1,627 | 694 | 932 | 979 | 233 | 21 | 7 |
| 51. | 16,154 | 105 | 1 | 148 | - | 2 | 26 | 135 | 3,097 | 9,289 | 9 | 33 | 15 | 31 | 267 | 211 | 1,464 | 104 | 290 | 914 | 8 | 5 | - |
| 52. | 20,445 | 98 | 14 | 1,156 | 40 | 54 | 66 | 16,108 | 188 | 1,841 | 149 | 106 | 18 | 83 | 157 | 39 | 28 | 9 | 264 | 22 | - | 1 | 4 |
| 53. | 494 | 2 | - | - | - | - | - | - | 4 | 2 | - | - | - | - | - | 14 | 9 | 454 | - | - | 9 | - | - |
| 54. | 20,562 | 628 | 16 | 680 | 9 | 89 | 321 | 468 | 415 | 405 | 36 | 133 | 53 | 53 | 5,320 | 11,028 | 126 | 127 | 378 | 43 | 216 | 15 | 3 |

Table CA13 - Currently employed population 16 years of age and over by industry (section), major occupational group and sex

| Country, Island, Occupation (major & sub-major group) and sex | Total | Industry (Section) | | | | | | | | | | | | | | | | | | | | Not Stated | |
|---|---------|--------------------|-----|--------|-----|-----|--------|--------|--------|--------|-------|-------|-----|-------|-------|-------|--------|-------|-------|-------|--------|------------|-----|
| | | A | B | C | D | E | F | G | H | I | J | K | L | M | N | O | P | Q | R | S | T | | U |
| Island of Mauritius | | | | | | | | | | | | | | | | | | | | | | | |
| 6.Skilled agricultural and fishery workers . | 14,306 | 8,986 | 8 | 336 | 14 | 12 | 99 | 160 | 53 | 926 | 10 | 19 | 38 | 50 | 476 | 570 | 137 | 124 | 334 | 65 | 1,878 | 9 | 2 |
| 61. | 10,936 | 5,872 | 8 | 276 | 9 | 12 | 83 | 118 | 32 | 922 | 10 | 18 | 38 | 49 | 412 | 555 | 137 | 124 | 309 | 65 | 1,876 | 9 | 2 |
| 62. | 3,370 | 3,114 | - | 60 | 5 | - | 16 | 42 | 21 | 4 | - | 1 | - | 1 | 64 | 15 | - | - | 25 | - | 2 | - | - |
| 63. | - | - | - | - | - | - | - | - | - | - | - | - | - | - | - | - | - | - | - | - | - | - | - |
| 7.Craft & related trades workers . | 81,002 | 788 | 245 | 22,630 | 507 | 247 | 39,573 | 8,123 | 1,183 | 2,184 | 455 | 131 | 117 | 1,183 | 640 | 1,380 | 272 | 240 | 275 | 811 | 4 | 5 | 9 |
| 71. | 46,176 | 263 | 133 | 4,082 | 60 | 178 | 36,166 | 1,693 | 262 | 1,041 | 71 | 82 | 93 | 532 | 175 | 786 | 188 | 146 | 128 | 79 | 4 | 5 | 9 |
| 72. | 14,446 | 421 | 87 | 6,863 | 48 | 49 | 781 | 4,403 | 697 | 50 | 26 | 11 | 5 | 203 | 227 | 280 | 10 | 12 | 40 | 233 | - | - | - |
| 73. | 3,542 | 3 | 1 | 2,846 | - | 2 | 55 | 199 | 3 | 1 | 153 | - | - | 75 | 4 | 41 | 36 | 11 | 10 | 102 | - | - | - |
| 74. | 6,162 | 55 | 17 | 833 | 397 | 13 | 2,423 | 772 | 158 | 309 | 192 | 30 | 15 | 288 | 118 | 197 | 27 | 39 | 56 | 223 | - | - | - |
| 75. | 10,676 | 46 | 7 | 8,006 | 2 | 5 | 148 | 1,056 | 63 | 783 | 13 | 8 | 4 | 85 | 116 | 76 | 11 | 32 | 41 | 174 | - | - | - |
| 8.Plant & machine operators and assemblers. . . . | 42,360 | 1,496 | 343 | 14,818 | 141 | 304 | 2,322 | 2,796 | 15,123 | 808 | 238 | 232 | 50 | 418 | 1,040 | 1,107 | 134 | 351 | 133 | 211 | 250 | 34 | 11 |
| 81. | 13,033 | 149 | 143 | 11,716 | 31 | 39 | 128 | 423 | 58 | 81 | 4 | 37 | - | 44 | 35 | 8 | 1 | 8 | 3 | 117 | - | - | 8 |
| 82. | 294 | - | - | 267 | - | - | 10 | 12 | - | - | - | - | - | 4 | 1 | - | - | - | - | - | - | - | - |
| 83. | 29,033 | 1,347 | 200 | 2,835 | 110 | 265 | 2,184 | 2,361 | 15,065 | 727 | 234 | 195 | 50 | 370 | 1,004 | 1,099 | 133 | 343 | 130 | 94 | 250 | 34 | 3 |
| 9.Elementary occupations . . . | 42,506 | 11,135 | 174 | 4,582 | 279 | 985 | 2,263 | 5,107 | 2,577 | 2,851 | 154 | 727 | 68 | 690 | 1,978 | 5,198 | 1,029 | 1,707 | 365 | 204 | 409 | 14 | 10 |
| 91. | 7,378 | 140 | 24 | 715 | 26 | 58 | 106 | 1,030 | 278 | 1,361 | 26 | 34 | 26 | 123 | 683 | 424 | 572 | 1,181 | 142 | 82 | 342 | 3 | 2 |
| 92. | 11,341 | 10,279 | 1 | 310 | - | 5 | 155 | 60 | 14 | 43 | - | 3 | 4 | 162 | 70 | 129 | 13 | 9 | 70 | 8 | 6 | - | - |
| 93. | 8,607 | 267 | 116 | 2,633 | 9 | 165 | 1,682 | 1,231 | 1,777 | 21 | 9 | 1 | 8 | 90 | 123 | 440 | 2 | 10 | 2 | 18 | - | - | 3 |
| 94. | 977 | - | - | 19 | - | - | 6 | 37 | 7 | 888 | - | 3 | - | 2 | 4 | 1 | 1 | 7 | 1 | - | - | - | - |
| 95. | 1,787 | - | - | 29 | - | - | 1 | 1,660 | 7 | 48 | 1 | - | - | 1 | 1 | 33 | - | - | 2 | 3 | - | - | 1 |
| 96. | 12,416 | 449 | 33 | 876 | 244 | 757 | 313 | 1,089 | 494 | 490 | 118 | 686 | 30 | 312 | 1,097 | 4,171 | 441 | 506 | 142 | 92 | 61 | 11 | 4 |
| Not stated. | 901 | 6 | - | 318 | - | 1 | 24 | 18 | 10 | 11 | 3 | 2 | - | 9 | 9 | 6 | 3 | 1 | 4 | 2 | 1 | - | 473 |
| Female | 179,237 | 7,325 | 105 | 40,711 | 167 | 407 | 1,581 | 27,655 | 3,423 | 14,148 | 4,212 | 6,895 | 551 | 4,287 | 8,364 | 8,773 | 18,124 | 9,888 | 1,865 | 3,827 | 16,288 | 154 | 487 |
| 1.Managers. | 8,170 | 40 | 4 | 853 | 7 | 12 | 103 | 2,240 | 181 | 1,199 | 327 | 679 | 72 | 420 | 618 | 346 | 482 | 232 | 196 | 129 | - | 25 | 5 |
| 11. | 585 | - | - | 30 | - | 3 | 5 | 66 | 8 | 10 | 36 | 29 | 12 | 67 | 52 | 168 | 21 | 28 | 14 | 20 | - | 15 | 1 |
| 12. | 2,864 | 11 | 1 | 299 | 4 | 5 | 43 | 830 | 85 | 167 | 164 | 306 | 48 | 266 | 332 | 147 | 36 | 37 | 39 | 31 | - | 10 | 3 |
| 13. | 1,768 | 25 | 3 | 434 | 2 | 3 | 39 | 78 | 60 | 20 | 102 | 275 | 7 | 41 | 66 | 26 | 401 | 157 | 24 | 5 | - | - | - |
| 14. | 2,953 | 4 | - | 90 | 1 | 1 | 16 | 1,266 | 28 | 1,002 | 25 | 69 | 5 | 46 | 168 | 5 | 24 | 10 | 119 | 73 | - | - | 1 |
| 2.Professionals . . | 22,181 | 67 | 6 | 715 | 39 | 23 | 91 | 685 | 266 | 396 | 1,205 | 998 | 38 | 1,235 | 577 | 912 | 13,364 | 960 | 218 | 348 | - | 35 | 3 |
| 21. | 1,001 | 38 | - | 389 | 20 | 5 | 34 | 30 | 11 | 6 | 48 | 31 | - | 225 | 22 | 98 | 16 | 4 | 15 | 8 | - | 1 | - |
| 22. | 1,032 | 8 | - | 4 | - | - | - | 155 | - | 97 | - | 2 | - | 10 | - | 45 | 23 | 647 | 1 | 40 | - | - | - |
| 23. | 13,706 | - | - | 11 | 2 | - | 2 | 13 | 1 | 18 | 14 | 3 | - | 10 | 14 | 204 | 13,024 | 178 | 10 | 199 | - | 3 | - |
| 24. | 4,225 | 20 | 6 | 275 | 12 | 14 | 49 | 437 | 230 | 153 | 325 | 874 | 35 | 712 | 446 | 293 | 168 | 74 | 45 | 37 | - | 17 | 3 |
| 25. | 861 | 1 | - | 19 | 5 | 3 | 2 | 38 | 22 | 3 | 488 | 62 | 3 | 60 | 59 | 67 | 19 | 5 | 4 | 1 | - | - | - |
| 26. | 1,356 | - | - | 17 | - | 1 | 4 | 12 | 2 | 119 | 330 | 26 | - | 218 | 36 | 205 | 114 | 52 | 143 | 63 | - | 14 | - |
| 3.Technicians & associate professionals . . | 18,023 | 125 | 4 | 3,147 | 45 | 94 | 150 | 1,345 | 587 | 397 | 745 | 1,633 | 125 | 689 | 785 | 3,042 | 651 | 4,121 | 128 | 155 | 15 | 30 | 10 |
| 31. | 2,767 | 45 | - | 2,183 | 4 | 25 | 27 | 42 | 61 | 16 | 16 | 3 | 1 | 118 | 23 | 85 | 54 | 37 | 10 | 7 | - | 1 | 9 |
| 32. | 3,902 | 5 | - | 34 | - | 1 | 6 | 389 | 3 | 21 | 2 | 3 | - | 3 | 6 | 139 | 21 | 3,249 | 1 | 4 | 15 | - | - |
| 33. | 9,473 | 71 | 4 | 898 | 39 | 66 | 112 | 866 | 447 | 283 | 577 | 1,537 | 123 | 429 | 686 | 2,396 | 497 | 287 | 65 | 62 | - | 27 | 1 |
| 34. | 1,429 | 2 | - | 14 | - | - | 4 | 16 | 3 | 76 | 12 | 50 | 1 | 120 | 24 | 375 | 65 | 542 | 51 | 72 | - | 2 | - |
| 35. | 452 | 2 | - | 18 | 2 | 2 | 1 | 32 | 73 | 1 | 138 | 40 | - | 19 | 46 | 47 | 14 | 6 | 1 | 10 | - | - | - |

Table CA13 - Currently employed population 16 years of age and over by industry (section), major occupational group and sex

| Country, Island, Occupation (major & sub-major group) and sex | Total | Industry (Section) | | | | | | | | | | | | | | | | | | | | Not Stated | |
|--|--------|--------------------|----|--------|----|-----|-----|--------|-------|-------|-------|-------|-----|-------|-------|-------|-------|-------|-----|-------|--------|---------------|-----|
| | | A | B | C | D | E | F | G | H | I | J | K | L | M | N | O | P | Q | R | S | T | | U |
| Island of Mauritius | | | | | | | | | | | | | | | | | | | | | | | |
| 4.Clerical support workers | 26,112 | 199 | 45 | 3,324 | 50 | 142 | 539 | 3,476 | 1,179 | 1,374 | 1,541 | 3,250 | 184 | 1,547 | 2,886 | 2,986 | 1,367 | 1,062 | 625 | 274 | - | 46 | 16 |
| 41. | 11,815 | 111 | 16 | 1,377 | 22 | 101 | 331 | 1,625 | 388 | 245 | 591 | 857 | 117 | 785 | 627 | 2,606 | 1,058 | 569 | 164 | 186 | - | 34 | 5 |
| 42. | 6,527 | 11 | 2 | 302 | 14 | 10 | 51 | 420 | 181 | 927 | 503 | 1,454 | 30 | 112 | 1,791 | 95 | 48 | 144 | 382 | 43 | - | 3 | 4 |
| 43. | 6,307 | 68 | 27 | 1,540 | 14 | 28 | 155 | 1,354 | 259 | 191 | 413 | 849 | 36 | 501 | 418 | 173 | 72 | 91 | 61 | 44 | - | 6 | 7 |
| 44. | 1,463 | 9 | - | 105 | - | 3 | 2 | 77 | 351 | 11 | 34 | 90 | 1 | 149 | 50 | 112 | 189 | 258 | 18 | 1 | - | 3 | - |
| 5.Service & sales workers | 36,457 | 48 | 9 | 1,195 | 8 | 15 | 61 | 17,133 | 790 | 7,229 | 224 | 191 | 39 | 112 | 842 | 925 | 1,120 | 1,913 | 458 | 2,514 | 1,621 | 3 | 7 |
| 51. | 10,097 | 18 | - | 256 | 1 | 1 | 23 | 189 | 531 | 5,091 | 21 | 18 | 21 | 21 | 221 | 30 | 742 | 280 | 152 | 2,451 | 25 | 1 | 4 |
| 52. | 21,029 | 27 | 9 | 795 | 6 | 10 | 27 | 16,882 | 149 | 1,961 | 198 | 167 | 14 | 87 | 187 | 44 | 87 | 27 | 289 | 60 | 1 | - | 2 |
| 53. | 3,758 | 1 | - | 17 | - | - | 1 | 9 | 66 | 159 | - | - | 1 | 1 | - | 38 | 279 | 1,592 | - | 1 | 1,591 | 1 | 1 |
| 54. | 1,573 | 2 | - | 127 | 1 | 4 | 10 | 53 | 44 | 18 | 5 | 6 | 3 | 3 | 434 | 813 | 12 | 14 | 17 | 2 | 4 | 1 | - |
| 6.Skilled agri- cultural and fishery workers . | 2,324 | 1,515 | - | 30 | - | 7 | 9 | 19 | 3 | 312 | - | 1 | 8 | 4 | 116 | 13 | 17 | 14 | 27 | 11 | 218 | - | - |
| 61. | 2,253 | 1,454 | - | 27 | - | 7 | 9 | 15 | 3 | 312 | - | 1 | 8 | 4 | 115 | 12 | 17 | 14 | 26 | 11 | 218 | - | - |
| 62. | 71 | 61 | - | 3 | - | - | - | 4 | - | - | - | - | - | - | 1 | 1 | - | - | 1 | - | - | - | - |
| 63. | - | - | - | - | - | - | - | - | - | - | - | - | - | - | - | - | - | - | - | - | - | - | - |
| 7.Craft & related trades workers. . | 8,499 | 25 | - | 6,977 | 3 | 10 | 339 | 440 | 54 | 299 | 64 | 7 | 5 | 36 | 53 | 59 | 24 | 42 | 17 | 39 | 1 | - | 5 |
| 71. | 597 | 4 | - | 169 | 2 | 4 | 297 | 25 | 6 | 17 | 1 | - | 5 | 4 | 16 | 17 | 13 | 10 | 4 | 2 | 1 | - | - |
| 72. | 193 | 2 | - | 152 | - | 1 | 4 | 29 | 1 | 1 | - | 1 | - | - | - | 1 | 1 | - | - | - | - | - | - |
| 73. | 2,031 | 1 | - | 1,874 | - | - | 3 | 61 | - | 4 | 34 | - | - | 16 | 4 | 11 | 3 | 5 | 6 | 9 | - | - | - |
| 74. | 86 | - | - | 32 | 1 | - | 24 | 9 | - | 4 | 7 | - | - | 2 | 3 | 1 | - | - | - | 2 | - | - | 1 |
| 75. | 5,592 | 18 | - | 4,750 | - | 5 | 11 | 316 | 47 | 273 | 22 | 6 | - | 14 | 30 | 29 | 7 | 27 | 7 | 26 | - | - | 4 |
| 8.Plant & machine operators and assemblers. . . . | 18,368 | 42 | 5 | 17,195 | - | 14 | 21 | 264 | 124 | 84 | 3 | 3 | 1 | 18 | 131 | 6 | 3 | 32 | 6 | 106 | 16 | - | 294 |
| 81. | 18,029 | 37 | 5 | 17,013 | - | 14 | 14 | 251 | 13 | 83 | 2 | 3 | - | 16 | 127 | 3 | 1 | 29 | 3 | 105 | 16 | - | 294 |
| 82. | 174 | - | - | 166 | - | - | - | 6 | - | - | 1 | - | - | - | - | - | - | - | - | 1 | - | - | - |
| 83. | 165 | 5 | - | 16 | - | - | 7 | 7 | 111 | 1 | - | - | 1 | 2 | 4 | 3 | 2 | 3 | 3 | - | - | - | - |
| 9.Elementary occupations | 38,760 | 5,264 | 32 | 7,064 | 15 | 90 | 267 | 2,051 | 237 | 2,849 | 101 | 128 | 79 | 223 | 2,354 | 479 | 1,091 | 1,511 | 188 | 242 | 14,415 | 14 | 66 |
| 91. | 24,924 | 87 | 1 | 1,899 | 14 | 34 | 161 | 1,113 | 147 | 1,882 | 71 | 76 | 70 | 125 | 2,060 | 123 | 924 | 1,375 | 134 | 199 | 14,411 | 12 | 6 |
| 92. | 5,328 | 5,097 | - | 96 | - | 1 | 10 | 10 | 5 | 22 | - | - | 1 | 21 | 36 | 9 | 8 | 1 | 10 | 1 | - | - | - |
| 93. | 5,333 | 35 | 30 | 4,769 | - | 9 | 64 | 203 | 29 | 19 | 1 | 1 | 1 | 14 | 71 | 10 | 2 | 2 | 1 | 12 | - | - | 60 |
| 94. | 1,078 | 2 | - | 71 | - | 1 | 1 | 59 | 3 | 875 | 2 | 1 | - | 2 | 2 | 1 | 16 | 33 | 6 | 1 | 2 | - | - |
| 95. | 519 | - | - | 11 | - | - | - | 497 | - | 10 | - | - | - | - | 1 | - | - | - | - | - | - | - | - |
| 96. | 1,578 | 43 | 1 | 218 | 1 | 45 | 31 | 169 | 53 | 41 | 27 | 50 | 7 | 61 | 184 | 336 | 141 | 100 | 37 | 29 | 2 | 2 | - |
| Not stated. | 343 | - | - | 211 | - | - | 1 | 2 | 2 | 9 | 2 | 5 | - | 3 | 2 | 5 | 5 | 1 | 2 | 9 | 2 | 1 | 81 |

Table CA13 - Currently employed population 16 years of age and over by industry (section), major occupational group and sex

| Country, Island, Occupation (major & sub-major group) and sex | Total | Industry (Section) | | | | | | | | | | | | | | | | | | | | | |
|---|--------|--------------------|----|-----|-----|-----|-------|-------|-----|-----|-----|-----|---|-----|-----|-------|-------|-----|-----|-----|-----|----|------------|
| | | A | B | C | D | E | F | G | H | I | J | K | L | M | N | O | P | Q | R | S | T | U | Not Stated |
| Island of Rodrigues | | | | | | | | | | | | | | | | | | | | | | | |
| Both sexes | 15,415 | 4,616 | 84 | 943 | 102 | 274 | 1,319 | 1,571 | 617 | 864 | 142 | 153 | 7 | 108 | 362 | 1,579 | 1,009 | 672 | 148 | 204 | 619 | 5 | 17 |
| 1.Managers. | 430 | 4 | 1 | 19 | 1 | 5 | 29 | 80 | 22 | 146 | 5 | 14 | - | 4 | 13 | 39 | 12 | 12 | 17 | 7 | - | - | - |
| 11. | 37 | 2 | - | - | - | 2 | 1 | 1 | - | 1 | - | - | - | - | - | 27 | - | 1 | 1 | 1 | - | - | - |
| 12. | 53 | - | - | 2 | - | 1 | 2 | 17 | 2 | 5 | 1 | 4 | - | 2 | 3 | 5 | - | 4 | 3 | 2 | - | - | - |
| 13. | 102 | 2 | 1 | 11 | 1 | 1 | 26 | - | 19 | - | 3 | 10 | - | 1 | 1 | 4 | 11 | 4 | 5 | 2 | - | - | - |
| 14. | 238 | - | - | 6 | - | 1 | - | 62 | 1 | 140 | 1 | - | - | 1 | 9 | 3 | 1 | 3 | 8 | 2 | - | - | - |
| 2.Professionals . . | 908 | 3 | - | 5 | 2 | 1 | 5 | 6 | 3 | 9 | 29 | 13 | 1 | 21 | 6 | 53 | 673 | 41 | 13 | 21 | - | 2 | 1 |
| 21. | 50 | 2 | - | - | 2 | 1 | 5 | 1 | 2 | - | - | - | - | 11 | 1 | 21 | - | - | - | 1 | - | 2 | 1 |
| 22. | 31 | - | - | - | - | - | - | - | 1 | - | - | - | - | 3 | - | 1 | - | 26 | - | - | - | - | - |
| 23. | 689 | - | - | 1 | - | - | - | - | - | - | - | - | - | 4 | - | 6 | 669 | 5 | - | 4 | - | - | - |
| 24. | 53 | 1 | - | 2 | - | - | - | - | 3 | 1 | 5 | 11 | 1 | 2 | 5 | 12 | 1 | 2 | 2 | - | - | - | - |
| 25. | 5 | - | - | - | - | - | - | - | - | - | - | 3 | 1 | - | - | 1 | - | - | - | - | - | - | - |
| 26. | 80 | - | - | 2 | - | - | - | 1 | - | 4 | 21 | 1 | - | 1 | - | 12 | 3 | 8 | 11 | 16 | - | - | - |
| 3.Technicians & associate professionals . . | 997 | 22 | 1 | 17 | 44 | 136 | 50 | 31 | 31 | 20 | 50 | 33 | 2 | 27 | 10 | 207 | 11 | 262 | 27 | 15 | - | - | 1 |
| 31. | 356 | 21 | - | 14 | 39 | 126 | 43 | 8 | 7 | 6 | 4 | - | - | 18 | 4 | 45 | 1 | 1 | 14 | 4 | - | - | 1 |
| 32. | 226 | - | - | - | - | - | - | 2 | - | - | - | - | - | - | 3 | 2 | 219 | - | - | - | - | - | - |
| 33. | 283 | 1 | 1 | 3 | 5 | 10 | 7 | 17 | 20 | 8 | 10 | 33 | 2 | 3 | 5 | 132 | 4 | 16 | 3 | 3 | - | - | - |
| 34. | 85 | - | - | - | - | - | - | - | - | 6 | 2 | - | - | 6 | - | 27 | 4 | 26 | 10 | 4 | - | - | - |
| 35. | 47 | - | - | - | - | - | - | 4 | 4 | - | 34 | - | - | - | 1 | - | - | - | - | 4 | - | - | - |
| 4.Clerical support workers | 605 | 5 | 7 | 15 | 5 | 14 | 24 | 61 | 60 | 52 | 14 | 56 | 1 | 4 | 20 | 148 | 46 | 40 | 18 | 13 | - | 2 | - |
| 41. | 289 | 1 | 1 | 6 | 1 | 9 | 7 | 21 | 12 | 6 | 6 | 14 | 1 | 3 | 8 | 117 | 44 | 15 | 4 | 11 | - | 2 | - |
| 42. | 109 | - | - | 2 | 1 | 1 | - | 6 | 1 | 29 | 3 | 29 | - | 1 | 11 | 7 | - | 8 | 9 | 1 | - | - | - |
| 43. | 130 | 4 | 6 | 6 | 3 | 3 | 16 | 32 | 11 | 16 | 3 | 11 | - | - | 1 | 15 | - | 3 | - | - | - | - | - |
| 44. | 77 | - | - | 1 | - | 1 | 1 | 2 | 36 | 1 | 2 | 2 | - | - | - | 9 | 2 | 14 | 5 | 1 | - | - | - |
| 5.Service & sales workers | 2,870 | 66 | 2 | 39 | 2 | 42 | 19 | 925 | 115 | 375 | 12 | 5 | 2 | 9 | 115 | 599 | 177 | 103 | 42 | 102 | 119 | - | - |
| 51. | 662 | 2 | - | 4 | - | - | 1 | 4 | 79 | 278 | 1 | - | - | - | 18 | 8 | 135 | 16 | 19 | 97 | - | - | - |
| 52. | 1,100 | 2 | - | 30 | 2 | 20 | 2 | 911 | 17 | 80 | 8 | 3 | - | - | 4 | 1 | 4 | 1 | 14 | 1 | - | - | - |
| 53. | 195 | 1 | - | - | - | - | - | - | - | 3 | - | - | - | - | - | - | 5 | 70 | - | - | 116 | - | - |
| 54. | 913 | 61 | 2 | 5 | - | 22 | 16 | 10 | 19 | 14 | 3 | 2 | 2 | 9 | 93 | 590 | 33 | 16 | 9 | 4 | 3 | - | - |
| 6.Skilled agricultural and fishery workers . | 4,408 | 4,244 | - | 11 | - | - | 9 | 10 | 1 | 27 | - | - | - | - | 3 | 10 | 22 | 3 | 1 | 3 | 61 | - | - |
| 61. | 2,940 | 2,796 | - | 5 | - | - | 7 | 6 | - | 26 | - | - | - | - | 3 | 7 | 21 | 3 | 1 | 1 | 3 | 61 | - |
| 62. | 1,468 | 1,448 | - | 6 | - | - | 2 | 4 | 1 | 1 | - | - | - | - | - | 3 | 1 | - | - | 2 | - | - | - |
| 63. | - | - | - | - | - | - | - | - | - | - | - | - | - | - | - | - | - | - | - | - | - | - | - |
| 7.Craft & related trades workers . . | 2,209 | 8 | 12 | 707 | 34 | 16 | 1,002 | 206 | 17 | 55 | 16 | 2 | - | 5 | 7 | 66 | 16 | 16 | 6 | 18 | - | - | - |
| 71. | 1,144 | 5 | 7 | 51 | 5 | 14 | 931 | 33 | 6 | 27 | 2 | 2 | - | 3 | 4 | 34 | 10 | 8 | 2 | - | - | - | - |
| 72. | 251 | 1 | 5 | 95 | 2 | 2 | 23 | 101 | 5 | 3 | - | - | - | 1 | - | 10 | - | 1 | - | 2 | - | - | - |
| 73. | 208 | - | - | 189 | - | - | 1 | 5 | - | 2 | 1 | - | - | - | 1 | 4 | 1 | 1 | 1 | 2 | - | - | - |
| 74. | 128 | - | - | 3 | 27 | - | 41 | 7 | 5 | 5 | 13 | - | - | - | - | 11 | 1 | 3 | 3 | 9 | - | - | - |
| 75. | 478 | 2 | - | 369 | - | - | 6 | 60 | 1 | 18 | - | - | - | 1 | 2 | 7 | 4 | 3 | - | 5 | - | - | - |

Table CA13 - Currently employed population 16 years of age and over by industry (section), major occupational group and sex

| Country, Island, Occupation (major & sub-major group) and sex | Total | Industry (Section) | | | | | | | | | | | | | | | | | | | | Not Stated | |
|--|-------|--------------------|----|-----|----|-----|-------|-----|-----|-----|-----|----|---|----|-----|-------|-----|-----|----|----|-----|---------------|----|
| | | A | B | C | D | E | F | G | H | I | J | K | L | M | N | O | P | Q | R | S | T | | U |
| Island of Rodrigues | | | | | | | | | | | | | | | | | | | | | | | |
| 8.Plant & machine operators and assemblers. | 635 | 12 | 21 | 79 | 1 | 10 | 56 | 51 | 241 | 20 | 6 | 7 | - | 4 | 17 | 65 | 5 | 35 | 2 | 3 | - | - | |
| 81. | 95 | 2 | 10 | 62 | - | 1 | 3 | 7 | 1 | 3 | - | - | - | - | 4 | - | - | - | 2 | - | - | - | |
| 82. | 2 | - | - | 2 | - | - | - | - | - | - | - | - | - | - | - | - | - | - | - | - | - | - | |
| 83. | 538 | 10 | 11 | 15 | 1 | 9 | 53 | 44 | 240 | 17 | 6 | 7 | - | 4 | 17 | 61 | 5 | 35 | 2 | 1 | - | - | |
| 9.Elementary occupations | 2,333 | 252 | 40 | 49 | 13 | 50 | 125 | 199 | 127 | 159 | 10 | 22 | 1 | 31 | 164 | 379 | 66 | 162 | 20 | 22 | 439 | 1 | 2 |
| 91. | 944 | 1 | 2 | 9 | 2 | - | 4 | 55 | 6 | 98 | 6 | 3 | - | 4 | 83 | 43 | 36 | 136 | 9 | 9 | 436 | 1 | 1 |
| 92. | 312 | 229 | - | 4 | - | 2 | 3 | 1 | - | - | - | - | - | 18 | 7 | 41 | - | 1 | 2 | 4 | - | - | |
| 93. | 435 | 5 | 37 | 27 | 2 | 27 | 79 | 87 | 112 | 1 | - | - | 1 | 3 | 7 | 42 | - | 2 | 1 | 1 | - | - | 1 |
| 94. | 53 | - | - | 1 | - | - | - | 4 | - | 47 | - | - | - | - | 1 | - | - | - | - | - | - | - | - |
| 95. | 61 | 1 | - | - | - | - | 3 | 39 | 1 | 6 | - | - | - | - | - | 10 | - | - | - | 1 | - | - | - |
| 96. | 528 | 16 | 1 | 8 | 9 | 21 | 36 | 13 | 8 | 7 | 4 | 19 | - | 6 | 66 | 243 | 30 | 23 | 8 | 7 | 3 | - | - |
| Not stated. | 20 | - | - | 2 | - | - | - | 2 | - | 1 | - | 1 | - | - | - | 1 | - | - | - | - | - | - | 13 |
| Male | 9,524 | 2,653 | 79 | 475 | 93 | 258 | 1,297 | 878 | 569 | 405 | 104 | 76 | 5 | 87 | 273 | 1,231 | 462 | 302 | 93 | 78 | 91 | 4 | 11 |
| 1.Managers. | 264 | 4 | 1 | 12 | 1 | 5 | 29 | 49 | 19 | 63 | 3 | 10 | - | 2 | 11 | 30 | 9 | 5 | 7 | 4 | - | - | - |
| 11. | 27 | 2 | - | - | - | 2 | 1 | 1 | - | - | - | - | - | - | - | 20 | - | - | - | 1 | - | - | - |
| 12. | 30 | - | - | 1 | - | 1 | 2 | 8 | 1 | 2 | - | 3 | - | - | 3 | 4 | - | 3 | 1 | 1 | - | - | - |
| 13. | 84 | 2 | 1 | 8 | 1 | 1 | 26 | - | 18 | - | 2 | 7 | - | 1 | - | 4 | 9 | - | 2 | 2 | - | - | - |
| 14. | 123 | - | - | 3 | - | 1 | - | 40 | - | 61 | 1 | - | - | 1 | 8 | 2 | - | 2 | 4 | - | - | - | - |
| 2.Professionals | 404 | 1 | - | 4 | 2 | 1 | 5 | 4 | 2 | 6 | 19 | 6 | - | 20 | 5 | 29 | 255 | 24 | 9 | 10 | - | 2 | - |
| 21. | 44 | 1 | - | - | 2 | 1 | 5 | 1 | 2 | - | - | - | - | 11 | 1 | 17 | - | - | - | 1 | - | 2 | - |
| 22. | 24 | - | - | - | - | - | - | 1 | - | - | - | - | - | 2 | - | 1 | - | 20 | - | - | - | - | - |
| 23. | 261 | - | - | 1 | - | - | - | - | - | - | - | - | - | 4 | - | 2 | 253 | 1 | - | - | - | - | - |
| 24. | 28 | - | - | 2 | - | - | - | 1 | - | 3 | 4 | 5 | - | 2 | 4 | 3 | 1 | 1 | 2 | - | - | - | - |
| 25. | 5 | - | - | - | - | - | - | - | - | 3 | 1 | - | - | - | - | 1 | - | - | - | - | - | - | - |
| 26. | 42 | - | - | 1 | - | - | - | 1 | - | 3 | 12 | - | - | 1 | - | 5 | 1 | 2 | 7 | 9 | - | - | - |
| 3.Technicians & associate professionals | 646 | 19 | - | 7 | 40 | 130 | 47 | 23 | 18 | 14 | 42 | 12 | 1 | 20 | 6 | 121 | 6 | 108 | 22 | 9 | - | - | 1 |
| 31. | 337 | 18 | - | 6 | 39 | 125 | 43 | 8 | 7 | 6 | 3 | - | - | 17 | 4 | 42 | 1 | 1 | 13 | 3 | - | - | 1 |
| 32. | 98 | - | - | - | - | - | - | 1 | - | - | - | - | - | - | - | 1 | 1 | 95 | - | - | - | - | - |
| 33. | 131 | 1 | - | 1 | 1 | 5 | 4 | 11 | 10 | 4 | 5 | 12 | 1 | 1 | 2 | 61 | 3 | 7 | 1 | 1 | - | - | - |
| 34. | 38 | - | - | - | - | - | - | - | - | 4 | - | - | - | 2 | - | 17 | 1 | 5 | 8 | 1 | - | - | - |
| 35. | 42 | - | - | - | - | - | - | 3 | 1 | - | 34 | - | - | - | - | - | - | - | - | 4 | - | - | - |
| 4.Clerical support workers | 226 | 3 | 5 | 8 | 3 | 7 | 16 | 27 | 47 | 14 | 5 | 18 | 1 | 1 | 5 | 41 | 6 | 7 | 8 | 3 | - | 1 | - |
| 41. | 60 | - | - | 2 | 1 | 5 | 2 | 4 | 4 | - | 2 | 6 | 1 | 1 | - | 21 | 6 | 2 | - | 2 | - | 1 | - |
| 42. | 33 | - | - | 1 | - | - | - | 3 | - | 5 | - | 9 | - | - | 4 | 5 | - | 1 | 5 | - | - | - | - |
| 43. | 86 | 3 | 5 | 5 | 2 | 2 | 14 | 19 | 11 | 8 | 1 | 1 | - | - | 1 | 13 | - | 1 | - | - | - | - | - |
| 44. | 47 | - | - | - | - | - | - | 1 | 32 | 1 | 2 | 2 | - | - | - | 2 | - | 3 | 3 | 1 | - | - | - |
| 5.Service & sales workers | 1,680 | 61 | 2 | 21 | 1 | 42 | 19 | 381 | 101 | 172 | 8 | 4 | 2 | 9 | 102 | 546 | 120 | 36 | 22 | 27 | 4 | - | - |
| 51. | 359 | 1 | - | 2 | - | - | 1 | 2 | 75 | 132 | 1 | - | - | - | 11 | 7 | 87 | 6 | 11 | 23 | - | - | - |
| 52. | 458 | - | - | 15 | 1 | 20 | 2 | 369 | 12 | 26 | 4 | 2 | - | - | 4 | - | - | - | 3 | - | - | - | - |
| 53. | 16 | - | - | - | - | - | - | - | - | - | - | - | - | - | - | - | - | - | 15 | - | - | 1 | - |
| 54. | 847 | 60 | 2 | 4 | - | 22 | 16 | 10 | 14 | 14 | 3 | 2 | 2 | 9 | 87 | 539 | 33 | 15 | 8 | 4 | 3 | - | - |

Table CA13 - Currently employed population 16 years of age and over by industry (section), major occupational group and sex

| Country, Island, Occupation (major & sub-major group) and sex | Total | Industry (Section) | | | | | | | | | | | | | | | | | | | | Not Stated | |
|--|-------|--------------------|----|-----|----|----|-----|-----|-----|-----|----|----|---|----|-----|-----|-----|-----|----|-----|-----|---------------|---|
| | | A | B | C | D | E | F | G | H | I | J | K | L | M | N | O | P | Q | R | S | T | | U |
| Island of Rodrigues | | | | | | | | | | | | | | | | | | | | | | | |
| 6.Skilled agri- cultural and fishery workers . | 2,504 | 2,356 | - | 9 | - | - | 7 | 7 | 1 | 27 | - | - | - | 3 | 10 | 21 | 3 | 1 | 3 | 2 | 54 | - | - |
| 61. | 1,152 | 1,023 | - | 3 | - | - | 5 | 4 | - | 26 | - | - | - | 3 | 7 | 20 | 3 | 1 | 1 | 2 | 54 | - | - |
| 62. | 1,352 | 1,333 | - | 6 | - | - | 2 | 3 | 1 | 1 | - | - | - | - | 3 | 1 | - | - | 2 | - | - | - | - |
| 63. | - | - | - | - | - | - | - | - | - | - | - | - | - | - | - | - | - | - | - | - | - | - | - |
| 7.Craft & related trades workers. . | 1,787 | 6 | 12 | 344 | 33 | 16 | 999 | 186 | 17 | 45 | 16 | 2 | - | 3 | 7 | 60 | 13 | 9 | 5 | 14 | - | - | - |
| 71. | 1,132 | 5 | 7 | 51 | 4 | 14 | 929 | 32 | 6 | 27 | 2 | 2 | - | 2 | 4 | 30 | 10 | 5 | 2 | - | - | - | - |
| 72. | 250 | 1 | 5 | 95 | 2 | 2 | 23 | 100 | 5 | 3 | - | - | - | 1 | - | 10 | - | 1 | - | 2 | - | - | - |
| 73. | 46 | - | - | 35 | - | - | 1 | 2 | - | 1 | 1 | - | - | - | 1 | 4 | - | - | - | 1 | - | - | - |
| 74. | 128 | - | - | 3 | 27 | - | 41 | 7 | 5 | 5 | 13 | - | - | - | - | 11 | 1 | 3 | 3 | 9 | - | - | - |
| 75. | 231 | - | - | 160 | - | - | 5 | 45 | 1 | 9 | - | - | - | - | 2 | 5 | 2 | - | - | 2 | - | - | - |
| 8.Plant & machine operators and assemblers. . . . | 586 | 11 | 21 | 41 | 1 | 9 | 56 | 48 | 240 | 17 | 6 | 7 | - | 4 | 17 | 65 | 5 | 35 | 2 | 1 | - | - | - |
| 81. | 47 | 1 | 10 | 24 | - | - | 3 | 4 | 1 | - | - | - | - | - | - | 4 | - | - | - | - | - | - | - |
| 82. | 2 | - | - | 2 | - | - | - | - | - | - | - | - | - | - | - | - | - | - | - | - | - | - | - |
| 83. | 537 | 10 | 11 | 15 | 1 | 9 | 53 | 44 | 239 | 17 | 6 | 7 | - | 4 | 17 | 61 | 5 | 35 | 2 | 1 | - | - | - |
| 9.Elementary occupations . . . | 1,415 | 192 | 38 | 29 | 12 | 48 | 119 | 151 | 124 | 47 | 5 | 16 | 1 | 25 | 110 | 318 | 45 | 77 | 15 | 8 | 33 | 1 | 1 |
| 91. | 277 | 1 | 1 | 4 | 1 | - | 2 | 34 | 5 | 20 | 1 | 1 | - | - | 48 | 28 | 24 | 69 | 5 | 2 | 30 | 1 | - |
| 92. | 246 | 171 | - | 2 | - | 2 | 3 | 1 | - | - | - | - | - | 18 | 7 | 37 | - | - | 2 | 3 | - | - | - |
| 93. | 418 | 5 | 37 | 16 | 2 | 27 | 79 | 85 | 112 | 1 | - | - | 1 | 3 | 6 | 39 | - | 2 | 1 | 1 | - | - | 1 |
| 94. | 22 | - | - | 1 | - | - | - | 2 | - | 18 | - | - | - | - | 1 | - | - | - | - | - | - | - | - |
| 95. | 32 | 1 | - | - | - | - | 3 | 16 | - | 2 | - | - | - | - | - | 10 | - | - | - | - | - | - | - |
| 96. | 420 | 14 | - | 6 | 9 | 19 | 32 | 13 | 7 | 6 | 4 | 15 | - | 4 | 48 | 204 | 21 | 6 | 7 | 2 | 3 | - | - |
| Not stated. | 12 | - | - | - | - | - | - | 2 | - | - | - | 1 | - | - | - | - | - | - | - | - | - | - | 9 |
| Female | 5,891 | 1,963 | 5 | 468 | 9 | 16 | 22 | 693 | 48 | 459 | 38 | 77 | 2 | 21 | 89 | 348 | 547 | 370 | 55 | 126 | 528 | 1 | 6 |
| 1.Managers. | 166 | - | - | 7 | - | - | - | 31 | 3 | 83 | 2 | 4 | - | 2 | 2 | 9 | 3 | 7 | 10 | 3 | - | - | - |
| 11. | 10 | - | - | - | - | - | - | - | - | 1 | - | - | - | - | - | 7 | - | 1 | 1 | - | - | - | - |
| 12. | 23 | - | - | 1 | - | - | - | 9 | 1 | 3 | 1 | 1 | - | 2 | - | 1 | - | 1 | 2 | 1 | - | - | - |
| 13. | 18 | - | - | 3 | - | - | - | - | 1 | - | 1 | 3 | - | - | - | 1 | - | 2 | 4 | 3 | - | - | - |
| 14. | 115 | - | - | 3 | - | - | - | 22 | 1 | 79 | - | - | - | - | 1 | 1 | 1 | 1 | 4 | 2 | - | - | - |
| 2.Professionals . . | 504 | 2 | - | 1 | - | - | - | 2 | 1 | 3 | 10 | 7 | 1 | 1 | 1 | 24 | 418 | 17 | 4 | 11 | - | - | 1 |
| 21. | 6 | 1 | - | - | - | - | - | - | - | - | - | - | - | - | - | 4 | - | - | - | - | - | - | 1 |
| 22. | 7 | - | - | - | - | - | - | - | - | - | - | - | - | 1 | - | - | - | 6 | - | - | - | - | - |
| 23. | 428 | - | - | - | - | - | - | - | - | - | - | - | - | - | - | 4 | 416 | 4 | - | 4 | - | - | - |
| 24. | 25 | 1 | - | - | - | - | - | 2 | 1 | 2 | 1 | 6 | 1 | - | 1 | 9 | - | 1 | - | - | - | - | - |
| 25. | - | - | - | - | - | - | - | - | - | - | - | - | - | - | - | - | - | - | - | - | - | - | - |
| 26. | 38 | - | - | 1 | - | - | - | - | - | 1 | 9 | 1 | - | - | - | 7 | 2 | 6 | 4 | 7 | - | - | - |
| 3.Technicians & associate professionals . . | 351 | 3 | 1 | 10 | 4 | 6 | 3 | 8 | 13 | 6 | 8 | 21 | 1 | 7 | 4 | 86 | 5 | 154 | 5 | 6 | - | - | - |
| 31. | 19 | 3 | - | 8 | - | 1 | - | - | - | - | 1 | - | - | 1 | - | 3 | - | - | 1 | 1 | - | - | - |
| 32. | 128 | - | - | - | - | - | - | 1 | - | - | - | - | - | - | - | 2 | 1 | 124 | - | - | - | - | - |
| 33. | 152 | - | 1 | 2 | 4 | 5 | 3 | 6 | 10 | 4 | 5 | 21 | 1 | 2 | 3 | 71 | 1 | 9 | 2 | 2 | - | - | - |
| 34. | 47 | - | - | - | - | - | - | - | - | 2 | 2 | - | - | 4 | - | 10 | 3 | 21 | 2 | 3 | - | - | - |
| 35. | 5 | - | - | - | - | - | - | 1 | 3 | - | - | - | - | - | 1 | - | - | - | - | - | - | - | - |

Table CA13 - Currently employed population 16 years of age and over by industry (section), major occupational group and sex

| Country, Island, Occupation (major & sub-major group) and sex | Total | Industry (Section) | | | | | | | | | | | | | | | | | | | | Not Stated | |
|---|-------|--------------------|---|-----|---|---|---|-----|----|-----|---|----|---|---|----|-----|----|----|----|----|-----|------------|---|
| | | A | B | C | D | E | F | G | H | I | J | K | L | M | N | O | P | Q | R | S | T | | U |
| Island of Rodrigues | | | | | | | | | | | | | | | | | | | | | | | |
| 4.Clerical support workers | 379 | 2 | 2 | 7 | 2 | 7 | 8 | 34 | 13 | 38 | 9 | 38 | - | 3 | 15 | 107 | 40 | 33 | 10 | 10 | - | 1 | - |
| 41. | 229 | 1 | 1 | 4 | - | 4 | 5 | 17 | 8 | 6 | 4 | 8 | - | 2 | 8 | 96 | 38 | 13 | 4 | 9 | - | 1 | - |
| 42. | 76 | - | - | 1 | 1 | 1 | - | 3 | 1 | 24 | 3 | 20 | - | 1 | 7 | 2 | - | 7 | 4 | 1 | - | - | - |
| 43. | 44 | 1 | 1 | 1 | 1 | 1 | 2 | 13 | - | 8 | 2 | 10 | - | - | - | 2 | - | 2 | - | - | - | - | - |
| 44. | 30 | - | - | 1 | - | 1 | 1 | 1 | 4 | - | - | - | - | - | - | 7 | 2 | 11 | 2 | - | - | - | - |
| 5.Service & sales workers | 1,190 | 5 | - | 18 | 1 | - | - | 544 | 14 | 203 | 4 | 1 | - | - | 13 | 53 | 57 | 67 | 20 | 75 | 115 | - | - |
| 51. | 303 | 1 | - | 2 | - | - | - | 2 | 4 | 146 | - | - | - | - | 7 | 1 | 48 | 10 | 8 | 74 | - | - | - |
| 52. | 642 | 2 | - | 15 | 1 | - | - | 542 | 5 | 54 | 4 | 1 | - | - | - | 1 | 4 | 1 | 11 | 1 | - | - | - |
| 53. | 179 | 1 | - | - | - | - | - | - | - | 3 | - | - | - | - | - | - | 5 | 55 | - | - | 115 | - | - |
| 54. | 66 | 1 | - | 1 | - | - | - | - | 5 | - | - | - | - | - | 6 | 51 | - | 1 | 1 | - | - | - | - |
| 6.Skilled agricultural and fishery workers . | 1,904 | 1,888 | - | 2 | - | - | 2 | 3 | - | - | - | - | - | - | - | 1 | - | - | - | 1 | 7 | - | - |
| 61. | 1,788 | 1,773 | - | 2 | - | - | 2 | 2 | - | - | - | - | - | - | - | 1 | - | - | - | 1 | 7 | - | - |
| 62. | 116 | 115 | - | - | - | - | - | 1 | - | - | - | - | - | - | - | - | - | - | - | - | - | - | - |
| 63. | - | - | - | - | - | - | - | - | - | - | - | - | - | - | - | - | - | - | - | - | - | - | - |
| 7.Craft & related trades workers. . | 422 | 2 | - | 363 | 1 | - | 3 | 20 | - | 10 | - | - | - | 2 | - | 6 | 3 | 7 | 1 | 4 | - | - | - |
| 71. | 12 | - | - | - | 1 | - | 2 | 1 | - | - | - | - | - | 1 | - | 4 | - | 3 | - | - | - | - | - |
| 72. | 1 | - | - | - | - | - | - | 1 | - | - | - | - | - | - | - | - | - | - | - | - | - | - | - |
| 73. | 162 | - | - | 154 | - | - | - | 3 | - | 1 | - | - | - | - | - | - | 1 | 1 | 1 | 1 | - | - | - |
| 74. | - | - | - | - | - | - | - | - | - | - | - | - | - | - | - | - | - | - | - | - | - | - | - |
| 75. | 247 | 2 | - | 209 | - | - | 1 | 15 | - | 9 | - | - | - | 1 | - | 2 | 2 | 3 | - | 3 | - | - | - |
| 8.Plant & machine operators and assemblers. . . . | 49 | 1 | - | 38 | - | 1 | - | 3 | 1 | 3 | - | - | - | - | - | - | - | - | - | 2 | - | - | - |
| 81. | 48 | 1 | - | 38 | - | 1 | - | 3 | - | 3 | - | - | - | - | - | - | - | - | - | 2 | - | - | - |
| 82. | - | - | - | - | - | - | - | - | - | - | - | - | - | - | - | - | - | - | - | - | - | - | - |
| 83. | 1 | - | - | - | - | - | - | - | 1 | - | - | - | - | - | - | - | - | - | - | - | - | - | - |
| 9.Elementary occupations | 918 | 60 | 2 | 20 | 1 | 2 | 6 | 48 | 3 | 112 | 5 | 6 | - | 6 | 54 | 61 | 21 | 85 | 5 | 14 | 406 | - | 1 |
| 91. | 667 | - | 1 | 5 | 1 | - | 2 | 21 | 1 | 78 | 5 | 2 | - | 4 | 35 | 15 | 12 | 67 | 4 | 7 | 406 | - | 1 |
| 92. | 66 | 58 | - | 2 | - | - | - | - | - | - | - | - | - | - | - | 4 | - | 1 | - | 1 | - | - | - |
| 93. | 17 | - | - | 11 | - | - | - | 2 | - | - | - | - | - | - | 1 | 3 | - | - | - | - | - | - | - |
| 94. | 31 | - | - | - | - | - | - | 2 | - | 29 | - | - | - | - | - | - | - | - | - | - | - | - | - |
| 95. | 29 | - | - | - | - | - | - | 23 | 1 | 4 | - | - | - | - | - | - | - | - | - | 1 | - | - | - |
| 96. | 108 | 2 | 1 | 2 | - | 2 | 4 | - | 1 | 1 | - | 4 | - | 2 | 18 | 39 | 9 | 17 | 1 | 5 | - | - | - |
| Not stated. | 8 | - | - | 2 | - | - | - | - | - | 1 | - | - | - | - | - | 1 | - | - | - | - | - | - | 4 |

Table CA14 - Currently employed population 16 years of age and over by industry, educational attainment and sex

| Country, Island, Industry (section and division) and Sex | Total | Educational attainment | | | | | | | | | University degree or equivalent | Not stated |
|---|---------|-------------------------|-------------------------------------|---------------|------------------|--|---|-------------------------------|--------------------------------|--------|--|---------------|
| | | Nil + pre-primary | Primary | | Lower Secondary | | Upper Secondary | | | | | |
| | | | Std I - VI but not passed CPE | Passed CPE | Forms I - III | Forms I - III Pre- vocational | Forms IV - V but not passed SC | Passed SC or equivalent | Passed HSC or equivalent | | | |
| Republic of Mauritius | | | | | | | | | | | | |
| Both sexes | 522,198 | 9,033 | 112,210 | 51,823 | 60,295 | 4,708 | 71,740 | 103,358 | 66,475 | 39,162 | 3,394 | |
| Section A - Agriculture,forestry and fishing | 36,648 | 3,450 | 16,385 | 5,059 | 3,449 | 243 | 3,652 | 2,999 | 848 | 489 | 74 | |
| 01.Crop and animal production, hunting and related service activities. | 31,263 | 2,986 | 13,267 | 4,442 | 3,023 | 171 | 3,371 | 2,720 | 750 | 470 | 63 | |
| 02.Forestry and logging. | 714 | 32 | 276 | 114 | 54 | 4 | 44 | 114 | 67 | 8 | 1 | |
| 03.Fishing and aquaculture | 4,671 | 432 | 2,842 | 503 | 372 | 68 | 237 | 165 | 31 | 11 | 10 | |
| Section B - Mining and quarrying. | 1,120 | 30 | 399 | 161 | 140 | 10 | 144 | 159 | 54 | 22 | 1 | |
| 05.Mining of coal and lignite. | - | - | - | - | - | - | - | - | - | - | - | |
| 06.Extraction of crude petroleum and natural gas | 1 | - | - | - | - | - | - | 1 | - | - | - | |
| 07.Mining of metal ores. | - | - | - | - | - | - | - | - | - | - | - | |
| 08.Other mining and quarrying. | 1,118 | 30 | 399 | 161 | 140 | 10 | 143 | 158 | 54 | 22 | 1 | |
| 09.Mining support service activities | 1 | - | - | - | - | - | 1 | - | - | - | - | |
| Section C - Manufacturing | 96,769 | 1,461 | 30,016 | 12,117 | 15,017 | 1,072 | 13,645 | 13,954 | 5,160 | 2,067 | 2,260 | |
| 10.Manufacture of food products. | 14,482 | 267 | 4,633 | 1,843 | 1,950 | 164 | 2,175 | 2,160 | 795 | 435 | 60 | |
| 11.Manufacture of beverages. | 3,245 | 22 | 665 | 441 | 430 | 39 | 524 | 654 | 330 | 136 | 4 | |
| 12.Manufacture of tobacco products | 21 | - | 2 | 1 | 3 | - | 2 | 7 | 1 | 5 | - | |
| 13.Manufacture of textiles | 2,928 | 21 | 526 | 270 | 418 | 25 | 474 | 598 | 243 | 85 | 268 | |
| 14.Manufacture of wearing apparel. | 42,457 | 867 | 16,006 | 5,072 | 6,377 | 182 | 4,849 | 4,973 | 1,775 | 642 | 1,714 | |
| 15.Manufacture of leather & related products | 1,358 | 19 | 387 | 217 | 257 | 23 | 197 | 179 | 53 | 14 | 12 | |
| 16.Manufacture of wood & of products of wood & cork, except furniture; manufacture of articles of straw & plaiting materials. | 1,195 | 15 | 345 | 178 | 211 | 15 | 179 | 161 | 48 | 14 | 29 | |
| 17.Manufacture of paper & paper products | 622 | 8 | 105 | 77 | 110 | 12 | 110 | 123 | 34 | 26 | 17 | |
| 18.Printing & reproduction of recorded media | 2,638 | 7 | 285 | 224 | 433 | 41 | 534 | 694 | 319 | 93 | 8 | |
| 19.Manufacture of coke and refined petroleum products | 86 | - | 11 | 8 | 21 | 1 | 16 | 16 | 10 | 3 | - | |
| 20.Manufacture of chemicals & chemical products | 2,260 | 22 | 406 | 223 | 324 | 33 | 381 | 486 | 243 | 139 | 3 | |
| 21.Manufacture of basic pharmaceutical products & pharmaceutical preparations | 121 | - | 9 | 7 | 11 | 1 | 27 | 38 | 12 | 14 | 2 | |
| 22.Manufacture of rubber & plastic products | 1,597 | 13 | 355 | 191 | 225 | 37 | 275 | 297 | 131 | 49 | 24 | |
| 23.Manufacture of other non-metallic mineral products | 2,667 | 34 | 762 | 363 | 393 | 34 | 362 | 399 | 206 | 105 | 9 | |
| 24.Manufacturing of basic metals | 291 | 4 | 61 | 27 | 42 | 3 | 47 | 64 | 26 | 16 | 1 | |
| 25.Manufacture of fabricated metal products,except machinery & equipment | 6,639 | 38 | 1,815 | 895 | 1,320 | 218 | 1,115 | 878 | 277 | 66 | 17 | |
| 26.Man of computer,electronic & optical.products | 1,455 | 10 | 222 | 144 | 258 | 16 | 355 | 306 | 97 | 40 | 7 | |
| 27.Manufacture of electrical equipment | 176 | 1 | 38 | 29 | 18 | 1 | 26 | 41 | 18 | 4 | - | |
| 28.Manufacture of machinery & equipment.n.e.c | 272 | - | 31 | 27 | 42 | 7 | 39 | 67 | 31 | 28 | - | |
| 29.Man. of motor vehicles, trailers & semi-trailers | 206 | 2 | 42 | 32 | 46 | 5 | 24 | 35 | 13 | 7 | - | |
| 30.Manufacture of other transport equipment | 510 | - | 116 | 67 | 89 | 12 | 73 | 85 | 48 | 19 | 1 | |
| 31.Manufacture of furniture. | 6,766 | 56 | 2,254 | 1,267 | 1,281 | 144 | 887 | 653 | 157 | 28 | 39 | |
| 32.Other manufacturing | 4,058 | 53 | 819 | 443 | 631 | 43 | 832 | 875 | 242 | 77 | 43 | |
| 33.Repair & installation of machinery and equipment | 719 | 2 | 121 | 71 | 127 | 16 | 142 | 165 | 51 | 22 | 2 | |
| Section D - Electricity, gas, steam & air conditioning supply. | 2,289 | - | 153 | 144 | 202 | 8 | 375 | 727 | 427 | 250 | 3 | |
| 35.Electricity, gas, steam & air conditioning supply | 2,289 | - | 153 | 144 | 202 | 8 | 375 | 727 | 427 | 250 | 3 | |
| Section E - Water supply,sewerage,waste management & remediation activities. | 3,189 | 57 | 732 | 338 | 326 | 15 | 375 | 657 | 464 | 221 | 4 | |
| 36.Water collection,treatment & supply | 1,659 | 31 | 303 | 144 | 121 | 4 | 183 | 431 | 314 | 126 | 2 | |
| 37.Sewerage. | 561 | 5 | 76 | 45 | 72 | 2 | 59 | 103 | 120 | 78 | 1 | |
| 38.Waste collection,treatment & disposal activities; materials recovery. | 968 | 21 | 353 | 149 | 133 | 9 | 133 | 123 | 30 | 16 | 1 | |
| 39.Remediation activities & other waste management services. | 1 | - | - | - | - | - | - | - | - | 1 | - | |

Table CA14 - Currently employed population 16 years of age and over by industry, educational attainment and sex

| Country, Island, Industry (section and division) and Sex | Total | Educational attainment | | | | | | | | | Not stated |
|--|--------|-------------------------|-------------------------------------|---------------|------------------|--|---|-------------------------------|--------------------------------|--|---------------|
| | | Nil + pre-primary | Primary | | Lower Secondary | | Upper Secondary | | | University degree or equivalent | |
| | | | Std I - VI but not passed CPE | Passed CPE | Forms I - III | Forms I - III Pre- vocational | Forms IV - V but not passed SC | Passed SC or equivalent | Passed HSC or equivalent | | |
| Republic of Mauritius | | | | | | | | | | | |
| Section F - Construction | 52,976 | 869 | 19,230 | 6,763 | 8,910 | 1,052 | 7,732 | 5,522 | 1,631 | 821 | 446 |
| 41.Construction of buildings | 36,048 | 684 | 14,769 | 4,820 | 5,825 | 671 | 4,795 | 2,943 | 809 | 438 | 294 |
| 42.Civil engineering | 2,762 | 41 | 775 | 310 | 399 | 36 | 385 | 439 | 203 | 123 | 51 |
| 43.Specialised construction activities | 14,166 | 144 | 3,686 | 1,633 | 2,686 | 345 | 2,552 | 2,140 | 619 | 260 | 101 |
| Section G - Wholesale & retail trade,repair of motor vehicles & motorcycles. | 73,235 | 673 | 11,419 | 7,442 | 9,617 | 908 | 13,295 | 19,240 | 7,778 | 2,712 | 151 |
| 45.Wholesale and retail trade and repair of motor vehicles & motorcycles. | 9,834 | 31 | 2,158 | 1,245 | 1,638 | 238 | 1,507 | 1,922 | 824 | 259 | 12 |
| 46.Wholesale trade, except for m.vehicles & m.cycles | 13,048 | 75 | 1,521 | 935 | 1,385 | 142 | 2,053 | 3,732 | 2,108 | 1,055 | 42 |
| 47.Retail trade, except for m.vehicles & m.cycles | 50,353 | 567 | 7,740 | 5,262 | 6,594 | 528 | 9,735 | 13,586 | 4,846 | 1,398 | 97 |
| Section H - Transportation and storage. | 31,860 | 162 | 5,253 | 3,537 | 4,389 | 216 | 6,257 | 7,225 | 3,696 | 1,098 | 27 |
| 49.Land transport and transport via pipelines | 20,390 | 125 | 4,248 | 2,880 | 3,449 | 136 | 4,773 | 4,088 | 561 | 106 | 24 |
| 50.Water transport | 1,013 | 4 | 169 | 58 | 127 | 28 | 210 | 269 | 114 | 34 | - |
| 51.Air transport | 2,393 | 1 | 50 | 53 | 58 | 5 | 153 | 450 | 1,182 | 441 | - |
| 52.Warehousing & support act. for transportation | 6,522 | 31 | 752 | 482 | 656 | 47 | 878 | 1,866 | 1,381 | 426 | 3 |
| 53.Postal and courier activities | 1,542 | 1 | 34 | 64 | 99 | - | 243 | 552 | 458 | 91 | - |
| Section I - Accomodation and food service activities | 39,580 | 363 | 6,705 | 3,741 | 5,296 | 567 | 8,538 | 10,458 | 2,957 | 846 | 109 |
| 55.Accomodation. | 25,853 | 158 | 3,622 | 1,997 | 3,052 | 385 | 5,825 | 7,759 | 2,276 | 709 | 70 |
| 56.Food and beverage service activities. | 13,727 | 205 | 3,083 | 1,744 | 2,244 | 182 | 2,713 | 2,699 | 681 | 137 | 39 |
| Section J - Information and communication | 11,395 | 15 | 260 | 232 | 433 | 14 | 731 | 2,540 | 3,843 | 3,313 | 14 |
| 58.Publishing activities | 1,398 | 5 | 84 | 67 | 91 | 3 | 139 | 348 | 433 | 227 | 1 |
| 59.Motion picture, video and TV programme production, sound recording and music publishing.activities | 253 | 2 | 18 | 11 | 36 | 3 | 37 | 68 | 51 | 26 | 1 |
| 60.Programming and broadcasting activities | 1,014 | 1 | 32 | 34 | 56 | 1 | 79 | 270 | 359 | 180 | 2 |
| 61.Telecommunications. | 3,514 | 5 | 88 | 83 | 157 | 4 | 280 | 920 | 1,116 | 859 | 2 |
| 62.Computer programming, consultancy & related act. | 3,975 | 1 | 22 | 31 | 62 | - | 111 | 538 | 1,424 | 1,784 | 2 |
| 63.Information service activities. | 1,241 | 1 | 16 | 6 | 31 | 3 | 85 | 396 | 460 | 237 | 6 |
| Section K - Financial and insurance activities | 14,273 | 8 | 205 | 173 | 346 | 7 | 759 | 2,572 | 6,316 | 3,864 | 23 |
| 64.Financial service activities, except insurance & pension funding | 9,403 | 2 | 91 | 92 | 215 | 3 | 394 | 1,183 | 4,501 | 2,905 | 17 |
| 65.Insurance,reinsurance and pension funding, except compulsory social security. | 3,692 | 4 | 84 | 66 | 95 | 3 | 298 | 1,154 | 1,400 | 583 | 5 |
| 66.Activities auxiliary to financial service and insurance activities. | 1,178 | 2 | 30 | 15 | 36 | 1 | 67 | 235 | 415 | 376 | 1 |
| Section L - Real estate activities. | 1,586 | 13 | 164 | 79 | 131 | 1 | 159 | 416 | 366 | 254 | 3 |
| 68.Real estate activities. | 1,586 | 13 | 164 | 79 | 131 | 1 | 159 | 416 | 366 | 254 | 3 |
| Section M - Professional, scientific & technical act. | 12,642 | 32 | 735 | 467 | 895 | 76 | 1,021 | 2,698 | 3,261 | 3,385 | 72 |
| 69.Legal and accounting activities | 4,205 | 2 | 68 | 49 | 86 | 2 | 193 | 736 | 1,450 | 1,614 | 5 |
| 70.Act.of head offices;management consultancy act. | 886 | 2 | 22 | 13 | 20 | 1 | 35 | 149 | 291 | 351 | 2 |
| 71.Architectural and engineering activities;technical testing & analysis. | 3,224 | 9 | 315 | 179 | 341 | 45 | 367 | 791 | 513 | 624 | 40 |
| 72.Scientific research and development | 942 | 11 | 134 | 72 | 78 | 1 | 82 | 165 | 108 | 291 | - |
| 73.Advertising and market research | 1,409 | 2 | 58 | 37 | 85 | 11 | 131 | 376 | 468 | 237 | 4 |
| 74.Other professional, scientific and technical act. | 1,851 | 4 | 119 | 93 | 270 | 16 | 206 | 462 | 418 | 242 | 21 |
| 75.Veterinary activities | 125 | 2 | 19 | 24 | 15 | - | 7 | 19 | 13 | 26 | - |

Table CA14 - Currently employed population 16 years of age and over by industry, educational attainment and sex

| Country, Island, Industry (section and division) and Sex | Total | Educational attainment | | | | | | | | | University degree or equivalent | Not stated |
|--|--------|-------------------------|-------------------------------------|---------------|------------------|--|---|-------------------------------|--------------------------------|-------|--|---------------|
| | | Nil + pre-primary | Primary | | Lower Secondary | | Upper Secondary | | | | | |
| | | | Std I - VI but not passed CPE | Passed CPE | Forms I - III | Forms I - III Pre- vocational | Forms IV - V but not passed SC | Passed SC or equivalent | Passed HSC or equivalent | | | |
| Republic of Mauritius | | | | | | | | | | | | |
| Section N - Administrative and support service act. | 22,803 | 345 | 3,992 | 1,927 | 2,335 | 158 | 3,526 | 5,045 | 3,754 | 1,680 | 41 | |
| 77.Rental and leasing activities | 1,343 | 8 | 288 | 110 | 222 | 24 | 283 | 267 | 119 | 20 | 2 | |
| 78.Employment activities | 140 | 1 | 6 | - | 4 | - | 13 | 37 | 41 | 38 | - | |
| 79.Travel agency,tour operator,reservation service and related activities. | 2,980 | 5 | 132 | 84 | 208 | 13 | 401 | 983 | 903 | 242 | 9 | |
| 80.Security and investigation activities | 6,691 | 77 | 1,168 | 802 | 1,015 | 49 | 1,680 | 1,524 | 283 | 83 | 10 | |
| 81.Services to buildings and landscape activities | 5,264 | 245 | 2,239 | 837 | 674 | 59 | 533 | 434 | 181 | 51 | 11 | |
| 82.Office administrative,office support and other business support activities | 6,385 | 9 | 159 | 94 | 212 | 13 | 616 | 1,800 | 2,227 | 1,246 | 9 | |
| Section O - Public administration and defence; compulsory social security. | 37,684 | 138 | 2,758 | 2,086 | 1,659 | 27 | 2,658 | 12,306 | 11,030 | 4,997 | 25 | |
| 84.Public administration and defence;compulsory social security | 37,684 | 138 | 2,758 | 2,086 | 1,659 | 27 | 2,658 | 12,306 | 11,030 | 4,997 | 25 | |
| Section P - Education | 30,478 | 57 | 1,189 | 1,134 | 1,128 | 25 | 2,138 | 6,843 | 8,371 | 9,561 | 32 | |
| 85.Education | 30,478 | 57 | 1,189 | 1,134 | 1,128 | 25 | 2,138 | 6,843 | 8,371 | 9,561 | 32 | |
| Section Q - Human health and social work.activities | 18,537 | 60 | 1,244 | 1,293 | 1,111 | 25 | 1,931 | 5,193 | 4,828 | 2,826 | 26 | |
| 86.Human health activities | 15,295 | 33 | 845 | 948 | 800 | 14 | 1,366 | 4,322 | 4,408 | 2,542 | 17 | |
| 87.Residential care activities | 836 | 18 | 187 | 120 | 110 | 2 | 137 | 172 | 54 | 34 | 2 | |
| 88.Social work activities without accomodation | 2,406 | 9 | 212 | 225 | 201 | 9 | 428 | 699 | 366 | 250 | 7 | |
| Section R - Arts, entertainment and recreation | 6,153 | 37 | 783 | 488 | 725 | 68 | 1,195 | 1,791 | 791 | 266 | 9 | |
| 90.Creative,arts and entertainment activities | 507 | 3 | 57 | 20 | 78 | 12 | 118 | 145 | 55 | 19 | - | |
| 91.Libraries, archives,museums and other cultural act | 626 | 8 | 107 | 58 | 50 | 3 | 71 | 141 | 103 | 85 | - | |
| 92.Gambling and betting activities | 2,629 | 13 | 195 | 159 | 266 | 7 | 539 | 1,005 | 358 | 83 | 4 | |
| 93.Sports activities and amusement and recreation act | 2,391 | 13 | 424 | 251 | 331 | 46 | 467 | 500 | 275 | 79 | 5 | |
| Section S - Other service activities. | 7,910 | 48 | 1,145 | 799 | 1,229 | 102 | 1,548 | 1,980 | 669 | 362 | 28 | |
| 94.Activities of membership organisations | 2,244 | 17 | 251 | 243 | 258 | 3 | 290 | 578 | 302 | 280 | 22 | |
| 95.Repair of computers and personal household goods | 1,348 | 11 | 264 | 166 | 170 | 13 | 254 | 311 | 122 | 37 | - | |
| 96.Other personal service activities | 4,318 | 20 | 630 | 390 | 801 | 86 | 1,004 | 1,091 | 245 | 45 | 6 | |
| Section T - Activities of households as employers | 19,686 | 1,203 | 8,880 | 3,807 | 2,713 | 110 | 1,972 | 868 | 105 | 3 | 25 | |
| 97.Activities of households as employers of domestic personnel. | 19,686 | 1,203 | 8,880 | 3,807 | 2,713 | 110 | 1,972 | 868 | 105 | 3 | 25 | |
| Section U - Activities of extraterritorial organisations and bodies. | 341 | - | 18 | 7 | 17 | - | 28 | 92 | 72 | 107 | - | |
| 99.Activities of extraterritorial organisations and bodies. | 341 | - | 18 | 7 | 17 | - | 28 | 92 | 72 | 107 | - | |
| Not stated. | 1,044 | 12 | 545 | 29 | 227 | 4 | 61 | 73 | 54 | 18 | 21 | |

Table CA14 - Currently employed population 16 years of age and over by industry, educational attainment and sex

| Country, Island, Industry (section and division) and Sex | Total | Educational attainment | | | | | | | | | University degree or equivalent | Not stated |
|---|---------|-------------------------|-------------------------------------|---------------|------------------|--|---|-------------------------------|--------------------------------|--------|--|---------------|
| | | Nil + pre-primary | Primary | | Lower Secondary | | Upper Secondary | | | | | |
| | | | Std I - VI but not passed CPE | Passed CPE | Forms I - III | Forms I - III Pre- vocational | Forms IV - V but not passed SC | Passed SC or equivalent | Passed HSC or equivalent | | | |
| Republic of Mauritius | | | | | | | | | | | | |
| Male | 337,070 | 4,104 | 75,640 | 35,099 | 42,834 | 3,903 | 50,271 | 65,314 | 34,257 | 23,331 | 2,317 | |
| Section A - Agriculture,forestry and fishing | 27,360 | 1,470 | 11,936 | 3,936 | 2,903 | 215 | 3,198 | 2,626 | 644 | 373 | 59 | |
| 01.Crop and animal production, hunting and related service activities | 22,234 | 1,042 | 8,950 | 3,346 | 2,497 | 143 | 2,926 | 2,366 | 559 | 357 | 48 | |
| 02.Forestry and logging. | 697 | 30 | 275 | 113 | 51 | 4 | 43 | 111 | 61 | 8 | 1 | |
| 03.Fishing and aquaculture | 4,429 | 398 | 2,711 | 477 | 355 | 68 | 229 | 149 | 24 | 8 | 10 | |
| Section B - Mining and quarrying. | 1,010 | 22 | 383 | 152 | 136 | 10 | 138 | 117 | 34 | 17 | 1 | |
| 05.Mining of coal and lignite. | - | - | - | - | - | - | - | - | - | - | - | |
| 06.Extraction of crude petroleum and natural gas | 1 | - | - | - | - | - | - | 1 | - | - | - | |
| 07.Mining of metal ores. | - | - | - | - | - | - | - | - | - | - | - | |
| 08.Other mining and quarrying. | 1,008 | 22 | 383 | 152 | 136 | 10 | 137 | 116 | 34 | 17 | 1 | |
| 09.Mining support service activities | 1 | - | - | - | - | - | 1 | - | - | - | - | |
| Section C - Manufacturing | 55,590 | 507 | 15,596 | 6,641 | 9,457 | 856 | 8,479 | 8,250 | 2,982 | 1,425 | 1,397 | |
| 10.Manufacture of food products. | 8,830 | 125 | 2,200 | 1,090 | 1,316 | 134 | 1,569 | 1,512 | 525 | 310 | 49 | |
| 11.Manufacture of beverages. | 2,681 | 14 | 580 | 392 | 394 | 37 | 452 | 505 | 209 | 94 | 4 | |
| 12.Manufacture of tobacco products | 18 | - | 1 | 1 | 3 | - | 2 | 6 | 1 | 4 | - | |
| 13.Manufacture of textiles | 1,803 | 5 | 294 | 136 | 282 | 17 | 305 | 406 | 156 | 60 | 142 | |
| 14.Manufacture of wearing apparel. | 16,174 | 190 | 5,705 | 1,324 | 2,714 | 87 | 1,889 | 2,040 | 843 | 374 | 1,008 | |
| 15.Manufacture of leather & related products | 608 | 5 | 166 | 91 | 98 | 8 | 96 | 94 | 27 | 12 | 11 | |
| 16.Manufacture of wood & of products of wood & cork, except furniture; manufacture of articles of straw & plaiting materials. | 954 | 8 | 291 | 149 | 177 | 12 | 144 | 106 | 30 | 12 | 25 | |
| 17.Manufacture of paper & paper products | 405 | 4 | 65 | 48 | 66 | 8 | 79 | 80 | 18 | 20 | 17 | |
| 18.Printing & reproduction of recorded media | 1,864 | 4 | 219 | 163 | 329 | 35 | 399 | 455 | 185 | 68 | 7 | |
| 19.Manufacture of coke and refined petroleum products | 74 | - | 10 | 8 | 21 | 1 | 15 | 12 | 5 | 2 | - | |
| 20.Manufacture of chemicals & chemical products | 1,685 | 14 | 330 | 176 | 269 | 30 | 305 | 321 | 148 | 89 | 3 | |
| 21.Manufacture of basic pharmaceutical products & pharmaceutical preparations | 47 | - | 6 | 1 | 6 | - | 9 | 10 | 5 | 10 | - | |
| 22.Manufacture of rubber & plastic products | 1,158 | 4 | 259 | 136 | 177 | 32 | 199 | 204 | 80 | 44 | 23 | |
| 23.Manufacture of other non-metallic mineral products | 2,426 | 31 | 734 | 350 | 369 | 33 | 336 | 334 | 145 | 85 | 9 | |
| 24.Manufacturing of basic metals | 246 | 3 | 56 | 26 | 40 | 3 | 40 | 49 | 15 | 13 | 1 | |
| 25.Manufacture of fabricated metal products,except machinery & equipment | 6,249 | 35 | 1,781 | 873 | 1,280 | 212 | 1,044 | 745 | 206 | 56 | 17 | |
| 26.Man of computer,electronic & optical.products | 572 | 2 | 66 | 40 | 96 | 5 | 159 | 127 | 46 | 27 | 4 | |
| 27.Manufacture of electrical equipment | 95 | - | 24 | 23 | 8 | 1 | 10 | 19 | 8 | 2 | - | |
| 28.Manufacture of machinery & equipment.n.e.c | 240 | - | 31 | 27 | 41 | 7 | 37 | 54 | 18 | 25 | - | |
| 29.Man. of motor vehicles, trailers & semi-trailers | 181 | 2 | 42 | 29 | 43 | 5 | 20 | 26 | 8 | 6 | - | |
| 30.Manufacture of other transport equipment | 451 | - | 110 | 64 | 85 | 12 | 69 | 67 | 29 | 14 | 1 | |
| 31.Manufacture of furniture. | 6,422 | 48 | 2,179 | 1,228 | 1,246 | 141 | 832 | 570 | 117 | 22 | 39 | |
| 32.Other manufacturing | 1,728 | 11 | 326 | 199 | 272 | 20 | 332 | 360 | 118 | 55 | 35 | |
| 33.Repair & installation of machinery and equipment | 679 | 2 | 121 | 67 | 125 | 16 | 137 | 148 | 40 | 21 | 2 | |
| Section D - Electricity, gas, steam & air conditioning supply. | 2,113 | - | 148 | 139 | 195 | 8 | 369 | 682 | 368 | 201 | 3 | |
| 35.Electricity, gas, steam & air conditioning supply | 2,113 | - | 148 | 139 | 195 | 8 | 369 | 682 | 368 | 201 | 3 | |
| Section E - Water supply,sewerage,waste management & remediation activities. | 2,766 | 52 | 671 | 318 | 298 | 14 | 355 | 556 | 323 | 175 | 4 | |
| 36.Water collection,treatment & supply | 1,473 | 31 | 291 | 138 | 117 | 4 | 178 | 377 | 237 | 98 | 2 | |
| 37.Sewerage. | 458 | 5 | 72 | 44 | 65 | 2 | 57 | 82 | 67 | 63 | 1 | |
| 38.Waste collection,treatment & disposal activities; materials recovery. | 834 | 16 | 308 | 136 | 116 | 8 | 120 | 97 | 19 | 13 | 1 | |
| 39.Remediation activities & other waste management services. | 1 | - | - | - | - | - | - | - | - | 1 | - | |

Table CA14 - Currently employed population 16 years of age and over by industry, educational attainment and sex

| Country, Island, Industry (section and division) and Sex | Total | Educational attainment | | | | | | | | | |
|--|--------|-------------------------|-------------------------------------|---------------|------------------|--|---|-------------------------------|--------------------------------|--|---------------|
| | | Nil + pre-primary | Primary | | Lower Secondary | | Upper Secondary | | | University degree or equivalent | Not stated |
| | | | Std I - VI but not passed CPE | Passed CPE | Forms I - III | Forms I - III Pre- vocational | Forms IV - V but not passed SC | Passed SC or equivalent | Passed HSC or equivalent | | |
| Republic of Mauritius | | | | | | | | | | | |
| Section F - Construction | 51,373 | 837 | 18,902 | 6,669 | 8,774 | 1,042 | 7,581 | 5,097 | 1,316 | 713 | 442 |
| 41.Construction of buildings | 35,139 | 662 | 14,543 | 4,765 | 5,730 | 663 | 4,718 | 2,734 | 650 | 384 | 290 |
| 42.Civil engineering | 2,595 | 37 | 746 | 304 | 390 | 36 | 375 | 395 | 158 | 103 | 51 |
| 43.Specialised construction activities | 13,639 | 138 | 3,613 | 1,600 | 2,654 | 343 | 2,488 | 1,968 | 508 | 226 | 101 |
| Section G - Wholesale & retail trade, repair of motor vehicles & motorcycles. | 44,887 | 317 | 8,337 | 4,988 | 6,355 | 697 | 7,809 | 10,162 | 4,172 | 1,947 | 103 |
| 45.Wholesale and retail trade and repair of motor vehicles & motorcycles. | 8,721 | 26 | 2,094 | 1,197 | 1,562 | 236 | 1,373 | 1,495 | 518 | 209 | 11 |
| 46.Wholesale trade, except for m.vehicles & m.cycles | 9,654 | 51 | 1,297 | 776 | 1,171 | 131 | 1,644 | 2,498 | 1,260 | 788 | 38 |
| 47.Retail trade, except for m.vehicles & m.cycles | 26,512 | 240 | 4,946 | 3,015 | 3,622 | 330 | 4,792 | 6,169 | 2,394 | 950 | 54 |
| Section H - Transportation and storage. | 28,389 | 153 | 5,094 | 3,439 | 4,225 | 212 | 5,997 | 6,330 | 2,118 | 795 | 26 |
| 49.Land transport and transport via pipelines | 19,743 | 120 | 4,166 | 2,825 | 3,352 | 133 | 4,626 | 3,914 | 485 | 99 | 23 |
| 50.Water transport | 870 | 3 | 158 | 54 | 121 | 27 | 198 | 217 | 64 | 28 | - |
| 51.Air transport | 1,465 | 1 | 36 | 47 | 49 | 5 | 137 | 346 | 542 | 302 | - |
| 52.Warehousing & support act. for transportation | 5,293 | 29 | 714 | 458 | 618 | 47 | 816 | 1,448 | 846 | 314 | 3 |
| 53.Postal and courier activities | 1,018 | - | 20 | 55 | 85 | - | 220 | 405 | 181 | 52 | - |
| Section I - Accomodation and food service activities | 24,973 | 121 | 3,860 | 2,142 | 3,115 | 436 | 5,770 | 7,139 | 1,764 | 558 | 68 |
| 55.Accomodation. | 18,110 | 65 | 2,499 | 1,353 | 2,069 | 321 | 4,331 | 5,596 | 1,363 | 468 | 45 |
| 56.Food and beverage service activities. | 6,863 | 56 | 1,361 | 789 | 1,046 | 115 | 1,439 | 1,543 | 401 | 90 | 23 |
| Section J - Information and communication | 7,145 | 10 | 209 | 184 | 347 | 10 | 535 | 1,532 | 2,095 | 2,217 | 6 |
| 58.Publishing activities | 884 | 3 | 70 | 52 | 78 | 3 | 112 | 217 | 230 | 118 | 1 |
| 59.Motion picture, video and TV programme production, sound recording and music publishing.activities | 191 | - | 15 | 9 | 32 | 2 | 35 | 44 | 33 | 21 | - |
| 60.Programming and broadcasting activities | 660 | 1 | 24 | 24 | 47 | - | 55 | 179 | 211 | 117 | 2 |
| 61.Telecommunications. | 2,362 | 5 | 74 | 72 | 130 | 4 | 222 | 646 | 608 | 601 | - |
| 62.Computer programming, consultancy & related act. | 2,431 | - | 17 | 25 | 44 | - | 73 | 281 | 777 | 1,213 | 1 |
| 63.Information service activities. | 617 | 1 | 9 | 2 | 16 | 1 | 38 | 165 | 236 | 147 | 2 |
| Section K - Financial and insurance activities | 7,301 | 4 | 153 | 135 | 253 | 7 | 547 | 1,353 | 2,602 | 2,232 | 15 |
| 64.Financial service activities, except insurance & pension funding | 4,761 | 1 | 71 | 69 | 159 | 3 | 316 | 658 | 1,833 | 1,641 | 10 |
| 65.Insurance,reinsurance and pension funding, except compulsory social security. | 1,885 | 2 | 58 | 52 | 65 | 3 | 181 | 575 | 585 | 360 | 4 |
| 66.Activities auxiliary to financial service and insurance activities. | 655 | 1 | 24 | 14 | 29 | 1 | 50 | 120 | 184 | 231 | 1 |
| Section L - Real estate activities. | 1,033 | 7 | 127 | 52 | 94 | 1 | 113 | 254 | 187 | 196 | 2 |
| 68.Real estate activities. | 1,033 | 7 | 127 | 52 | 94 | 1 | 113 | 254 | 187 | 196 | 2 |
| Section M - Professional, scientific & technical act. | 8,334 | 25 | 607 | 405 | 769 | 71 | 783 | 1,596 | 1,785 | 2,230 | 63 |
| 69.Legal and accounting activities | 2,115 | - | 35 | 32 | 56 | - | 103 | 248 | 679 | 959 | 3 |
| 70.Act.of head offices;management consultancy act. | 487 | 1 | 12 | 9 | 13 | 1 | 23 | 64 | 137 | 227 | - |
| 71.Architectural and engineering activities;technical testing & analysis. | 2,708 | 9 | 277 | 164 | 318 | 45 | 328 | 625 | 382 | 521 | 39 |
| 72.Scientific research and development | 719 | 10 | 115 | 65 | 73 | 1 | 74 | 138 | 64 | 179 | - |
| 73.Advertising and market research | 866 | 1 | 47 | 32 | 63 | 9 | 91 | 211 | 267 | 144 | 1 |
| 74.Other professional, scientific and technical act. | 1,336 | 3 | 105 | 80 | 231 | 15 | 157 | 299 | 247 | 179 | 20 |
| 75.Veterinary activities | 103 | 1 | 16 | 23 | 15 | - | 7 | 11 | 9 | 21 | - |

Table CA14 - Currently employed population 16 years of age and over by industry, educational attainment and sex

| Country, Island, Industry (section and division) and Sex | Total | Educational attainment | | | | | | | | | University degree or equivalent | Not stated |
|--|--------|-------------------------|-------------------------------------|---------------|------------------|--|---|-------------------------------|--------------------------------|-------|--|---------------|
| | | Nil + pre-primary | Primary | | Lower Secondary | | Upper Secondary | | | | | |
| | | | Std I - VI but not passed CPE | Passed CPE | Forms I - III | Forms I - III Pre- vocational | Forms IV - V but not passed SC | Passed SC or equivalent | Passed HSC or equivalent | | | |
| Republic of Mauritius | | | | | | | | | | | | |
| Section N - Administrative and support service act. | 14,350 | 181 | 2,675 | 1,331 | 1,733 | 137 | 2,625 | 3,057 | 1,671 | 907 | 33 | |
| 77.Rental and leasing activities | 1,186 | 6 | 274 | 103 | 209 | 24 | 255 | 217 | 78 | 18 | 2 | |
| 78.Employment activities | 49 | - | 1 | - | 2 | - | 4 | 14 | 14 | 14 | - | |
| 79.Travel agency,tour operator,reservation service and related activities. | 1,624 | 4 | 114 | 75 | 176 | 12 | 321 | 499 | 287 | 130 | 6 | |
| 80.Security and investigation activities | 6,037 | 75 | 1,111 | 743 | 916 | 45 | 1,510 | 1,350 | 219 | 58 | 10 | |
| 81.Services to buildings and landscape activities | 2,733 | 92 | 1,117 | 376 | 338 | 50 | 309 | 297 | 106 | 39 | 9 | |
| 82.Office administrative,office support and other business support activities | 2,721 | 4 | 58 | 34 | 92 | 6 | 226 | 680 | 967 | 648 | 6 | |
| Section O - Public administration and defence; compulsory social security. | 28,563 | 126 | 2,612 | 1,961 | 1,520 | 24 | 2,394 | 10,152 | 6,781 | 2,973 | 20 | |
| 84.Public administration and defence;compulsory social security | 28,563 | 126 | 2,612 | 1,961 | 1,520 | 24 | 2,394 | 10,152 | 6,781 | 2,973 | 20 | |
| Section P - Education | 11,807 | 33 | 668 | 587 | 496 | 13 | 871 | 2,457 | 2,560 | 4,109 | 13 | |
| 85.Education | 11,807 | 33 | 668 | 587 | 496 | 13 | 871 | 2,457 | 2,560 | 4,109 | 13 | |
| Section Q - Human health and social work.activities | 8,279 | 26 | 655 | 687 | 558 | 11 | 811 | 1,781 | 1,970 | 1,769 | 11 | |
| 86.Human health activities | 7,292 | 19 | 545 | 590 | 457 | 9 | 639 | 1,527 | 1,837 | 1,661 | 8 | |
| 87.Residential care activities | 151 | 4 | 21 | 15 | 19 | 1 | 21 | 36 | 16 | 17 | 1 | |
| 88.Social work activities without accomodation | 836 | 3 | 89 | 82 | 82 | 1 | 151 | 218 | 117 | 91 | 2 | |
| Section R - Arts, entertainment and recreation | 4,233 | 25 | 642 | 379 | 529 | 62 | 844 | 1,080 | 503 | 162 | 7 | |
| 90.Creative,arts and entertainment activities | 362 | 1 | 48 | 13 | 50 | 10 | 86 | 106 | 37 | 11 | - | |
| 91.Libraries, archives,museums and other cultural act | 392 | 5 | 85 | 47 | 38 | 3 | 51 | 80 | 42 | 41 | - | |
| 92.Gambling and betting activities | 1,594 | 7 | 134 | 110 | 160 | 6 | 305 | 552 | 256 | 61 | 3 | |
| 93.Sports activities and amusement and recreation act | 1,885 | 12 | 375 | 209 | 281 | 43 | 402 | 342 | 168 | 49 | 4 | |
| Section S - Other service activities. | 3,957 | 30 | 757 | 499 | 561 | 39 | 670 | 824 | 295 | 261 | 21 | |
| 94.Activities of membership organisations | 1,348 | 12 | 148 | 149 | 157 | 1 | 190 | 329 | 137 | 206 | 19 | |
| 95.Repair of computers and personal household goods | 1,236 | 10 | 254 | 155 | 161 | 10 | 235 | 274 | 103 | 34 | - | |
| 96.Other personal service activities | 1,373 | 8 | 355 | 195 | 243 | 28 | 245 | 221 | 55 | 21 | 2 | |
| Section T - Activities of households as employers | 2,870 | 153 | 1,370 | 433 | 362 | 36 | 314 | 168 | 28 | 2 | 4 | |
| 97.Activities of households as employers of domestic personnel. | 2,870 | 153 | 1,370 | 433 | 362 | 36 | 314 | 168 | 28 | 2 | 4 | |
| Section U - Activities of extraterritorial organisations and bodies. | 186 | - | 14 | 5 | 13 | - | 22 | 48 | 25 | 59 | - | |
| 99.Activities of extraterritorial organisations and bodies. | 186 | - | 14 | 5 | 13 | - | 22 | 48 | 25 | 59 | - | |
| Not stated. | 551 | 5 | 224 | 17 | 141 | 2 | 46 | 53 | 34 | 10 | 19 | |

Table CA14 - Currently employed population 16 years of age and over by industry, educational attainment and sex

| Country, Island, Industry (section and division) and Sex | Total | Educational attainment | | | | | | | | | University degree or equivalent | Not stated |
|---|---------|-------------------------|-------------------------------------|---------------|------------------|--|---|-------------------------------|--------------------------------|--------|--|---------------|
| | | Nil + pre-primary | Primary | | Lower Secondary | | Upper Secondary | | | | | |
| | | | Std I - VI but not passed CPE | Passed CPE | Forms I - III | Forms I - III Pre- vocational | Forms IV - V but not passed SC | Passed SC or equivalent | Passed HSC or equivalent | | | |
| Republic of Mauritius | | | | | | | | | | | | |
| Female | 185,128 | 4,929 | 36,570 | 16,724 | 17,461 | 805 | 21,469 | 38,044 | 32,218 | 15,831 | 1,077 | |
| Section A - Agriculture,forestry and fishing | 9,288 | 1,980 | 4,449 | 1,123 | 546 | 28 | 454 | 373 | 204 | 116 | 15 | |
| 01.Crop and animal production, hunting and related service activities | 9,029 | 1,944 | 4,317 | 1,096 | 526 | 28 | 445 | 354 | 191 | 113 | 15 | |
| 02.Forestry and logging. | 17 | 2 | 1 | 1 | 3 | - | 1 | 3 | 6 | - | - | |
| 03.Fishing and aquaculture | 242 | 34 | 131 | 26 | 17 | - | 8 | 16 | 7 | 3 | - | |
| Section B - Mining and quarrying. | 110 | 8 | 16 | 9 | 4 | - | 6 | 42 | 20 | 5 | - | |
| 05.Mining of coal and lignite. | - | - | - | - | - | - | - | - | - | - | - | |
| 06.Extraction of crude petroleum and natural gas | - | - | - | - | - | - | - | - | - | - | - | |
| 07.Mining of metal ores. | - | - | - | - | - | - | - | - | - | - | - | |
| 08.Other mining and quarrying. | 110 | 8 | 16 | 9 | 4 | - | 6 | 42 | 20 | 5 | - | |
| 09.Mining support service activities | - | - | - | - | - | - | - | - | - | - | - | |
| Section C - Manufacturing | 41,179 | 954 | 14,420 | 5,476 | 5,560 | 216 | 5,166 | 5,704 | 2,178 | 642 | 863 | |
| 10.Manufacture of food products. | 5,652 | 142 | 2,433 | 753 | 634 | 30 | 606 | 648 | 270 | 125 | 11 | |
| 11.Manufacture of beverages. | 564 | 8 | 85 | 49 | 36 | 2 | 72 | 149 | 121 | 42 | - | |
| 12.Manufacture of tobacco products | 3 | - | 1 | - | - | - | - | 1 | - | 1 | - | |
| 13.Manufacture of textiles | 1,125 | 16 | 232 | 134 | 136 | 8 | 169 | 192 | 87 | 25 | 126 | |
| 14.Manufacture of wearing apparel. | 26,283 | 677 | 10,301 | 3,748 | 3,663 | 95 | 2,960 | 2,933 | 932 | 268 | 706 | |
| 15.Manufacture of leather & related products | 750 | 14 | 221 | 126 | 159 | 15 | 101 | 85 | 26 | 2 | 1 | |
| 16.Manufacture of wood & of products of wood & cork, except furniture; manufacture of articles of straw & plaiting materials. | 241 | 7 | 54 | 29 | 34 | 3 | 35 | 55 | 18 | 2 | 4 | |
| 17.Manufacture of paper & paper products | 217 | 4 | 40 | 29 | 44 | 4 | 31 | 43 | 16 | 6 | - | |
| 18.Printing & reproduction of recorded media | 774 | 3 | 66 | 61 | 104 | 6 | 135 | 239 | 134 | 25 | 1 | |
| 19.Manufacture of coke and refined petroleum products | 12 | - | 1 | - | - | - | 1 | 4 | 5 | 1 | - | |
| 20.Manufacture of chemicals & chemical products | 575 | 8 | 76 | 47 | 55 | 3 | 76 | 165 | 95 | 50 | - | |
| 21.Manufacture of basic pharmaceutical products & pharmaceutical preparations | 74 | - | 3 | 6 | 5 | 1 | 18 | 28 | 7 | 4 | 2 | |
| 22.Manufacture of rubber & plastic products | 439 | 9 | 96 | 55 | 48 | 5 | 76 | 93 | 51 | 5 | 1 | |
| 23.Manufacture of other non-metallic mineral products | 241 | 3 | 28 | 13 | 24 | 1 | 26 | 65 | 61 | 20 | - | |
| 24.Manufacturing of basic metals | 45 | 1 | 5 | 1 | 2 | - | 7 | 15 | 11 | 3 | - | |
| 25.Manufacture of fabricated metal products,except machinery & equipment | 390 | 3 | 34 | 22 | 40 | 6 | 71 | 133 | 71 | 10 | - | |
| 26.Man of computer,electronic & optical.products | 883 | 8 | 156 | 104 | 162 | 11 | 196 | 179 | 51 | 13 | 3 | |
| 27.Manufacture of electrical equipment | 81 | 1 | 14 | 6 | 10 | - | 16 | 22 | 10 | 2 | - | |
| 28.Manufacture of machinery & equipment.n.e.c | 32 | - | - | - | 1 | - | 2 | 13 | 13 | 3 | - | |
| 29.Man. of motor vehicles, trailers & semi-trailers | 25 | - | - | 3 | 3 | - | 4 | 9 | 5 | 1 | - | |
| 30.Manufacture of other transport equipment | 59 | - | 6 | 3 | 4 | - | 4 | 18 | 19 | 5 | - | |
| 31.Manufacture of furniture. | 344 | 8 | 75 | 39 | 35 | 3 | 55 | 83 | 40 | 6 | - | |
| 32.Other manufacturing | 2,330 | 42 | 493 | 244 | 359 | 23 | 500 | 515 | 124 | 22 | 8 | |
| 33.Repair & installation of machinery and equipment | 40 | - | - | 4 | 2 | - | 5 | 17 | 11 | 1 | - | |
| Section D - Electricity, gas, steam & air conditioning supply. | 176 | - | 5 | 5 | 7 | - | 6 | 45 | 59 | 49 | - | |
| 35.Electricity, gas, steam & air conditioning supply | 176 | - | 5 | 5 | 7 | - | 6 | 45 | 59 | 49 | - | |
| Section E - Water supply,sewerage,waste management & remediation activities. | 423 | 5 | 61 | 20 | 28 | 1 | 20 | 101 | 141 | 46 | - | |
| 36.Water collection,treatment & supply | 186 | - | 12 | 6 | 4 | - | 5 | 54 | 77 | 28 | - | |
| 37.Sewerage. | 103 | - | 4 | 1 | 7 | - | 2 | 21 | 53 | 15 | - | |
| 38.Waste collection,treatment & disposal activities; materials recovery. | 134 | 5 | 45 | 13 | 17 | 1 | 13 | 26 | 11 | 3 | - | |
| 39.Remediation activities & other waste management services. | - | - | - | - | - | - | - | - | - | - | - | |

Table CA14 - Currently employed population 16 years of age and over by industry, educational attainment and sex

| Country, Island, Industry (section and division) and Sex | Total | Educational attainment | | | | | | | | | | |
|--|--------|-------------------------|-------------------------------------|---------------|------------------|--|---|-------------------------------|--------------------------------|--|---------------|--|
| | | Nil + pre-primary | Primary | | Lower Secondary | | Upper Secondary | | | University degree or equivalent | Not stated | |
| | | | Std I - VI but not passed CPE | Passed CPE | Forms I - III | Forms I - III Pre- vocational | Forms IV - V but not passed SC | Passed SC or equivalent | Passed HSC or equivalent | | | |
| Republic of Mauritius | | | | | | | | | | | | |
| Section F - Construction | 1,603 | 32 | 328 | 94 | 136 | 10 | 151 | 425 | 315 | 108 | 4 | |
| 41.Construction of buildings | 909 | 22 | 226 | 55 | 95 | 8 | 77 | 209 | 159 | 54 | 4 | |
| 42.Civil engineering | 167 | 4 | 29 | 6 | 9 | - | 10 | 44 | 45 | 20 | - | |
| 43.Specialised construction activities | 527 | 6 | 73 | 33 | 32 | 2 | 64 | 172 | 111 | 34 | - | |
| Section G - Wholesale & retail trade, repair of motor vehicles & motorcycles | 28,348 | 356 | 3,082 | 2,454 | 3,262 | 211 | 5,486 | 9,078 | 3,606 | 765 | 48 | |
| 45.Wholesale and retail trade and repair of motor vehicles & motorcycles | 1,113 | 5 | 64 | 48 | 76 | 2 | 134 | 427 | 306 | 50 | 1 | |
| 46.Wholesale trade, except for m.vehicles & m.cycles | 3,394 | 24 | 224 | 159 | 214 | 11 | 409 | 1,234 | 848 | 267 | 4 | |
| 47.Retail trade, except for m.vehicles & m.cycles | 23,841 | 327 | 2,794 | 2,247 | 2,972 | 198 | 4,943 | 7,417 | 2,452 | 448 | 43 | |
| Section H - Transportation and storage | 3,471 | 9 | 159 | 98 | 164 | 4 | 260 | 895 | 1,578 | 303 | 1 | |
| 49.Land transport and transport via pipelines | 647 | 5 | 82 | 55 | 97 | 3 | 147 | 174 | 76 | 7 | 1 | |
| 50.Water transport | 143 | 1 | 11 | 4 | 6 | 1 | 12 | 52 | 50 | 6 | - | |
| 51.Air transport | 928 | - | 14 | 6 | 9 | - | 16 | 104 | 640 | 139 | - | |
| 52.Warehousing & support act. for transportation | 1,229 | 2 | 38 | 24 | 38 | - | 62 | 418 | 535 | 112 | - | |
| 53.Postal and courier activities | 524 | 1 | 14 | 9 | 14 | - | 23 | 147 | 277 | 39 | - | |
| Section I - Accomodation and food service activities | 14,607 | 242 | 2,845 | 1,599 | 2,181 | 131 | 2,768 | 3,319 | 1,193 | 288 | 41 | |
| 55.Accomodation | 7,743 | 93 | 1,123 | 644 | 983 | 64 | 1,494 | 2,163 | 913 | 241 | 25 | |
| 56.Food and beverage service activities | 6,864 | 149 | 1,722 | 955 | 1,198 | 67 | 1,274 | 1,156 | 280 | 47 | 16 | |
| Section J - Information and communication | 4,250 | 5 | 51 | 48 | 86 | 4 | 196 | 1,008 | 1,748 | 1,096 | 8 | |
| 58.Publishing activities | 514 | 2 | 14 | 15 | 13 | - | 27 | 131 | 203 | 109 | - | |
| 59.Motion picture, video and TV programme production, sound recording and music publishing.activities | 62 | 2 | 3 | 2 | 4 | 1 | 2 | 24 | 18 | 5 | 1 | |
| 60.Programming and broadcasting activities | 354 | - | 8 | 10 | 9 | 1 | 24 | 91 | 148 | 63 | - | |
| 61.Telecommunications | 1,152 | - | 14 | 11 | 27 | - | 58 | 274 | 508 | 258 | 2 | |
| 62.Computer programming, consultancy & related act. | 1,544 | 1 | 5 | 6 | 18 | - | 38 | 257 | 647 | 571 | 1 | |
| 63.Information service activities | 624 | - | 7 | 4 | 15 | 2 | 47 | 231 | 224 | 90 | 4 | |
| Section K - Financial and insurance activities | 6,972 | 4 | 52 | 38 | 93 | - | 212 | 1,219 | 3,714 | 1,632 | 8 | |
| 64.Financial service activities, except insurance & pension funding | 4,642 | 1 | 20 | 23 | 56 | - | 78 | 525 | 2,668 | 1,264 | 7 | |
| 65.Insurance,reinsurance and pension funding, except compulsory social security | 1,807 | 2 | 26 | 14 | 30 | - | 117 | 579 | 815 | 223 | 1 | |
| 66.Activities auxiliary to financial service and insurance activities | 523 | 1 | 6 | 1 | 7 | - | 17 | 115 | 231 | 145 | - | |
| Section L - Real estate activities | 553 | 6 | 37 | 27 | 37 | - | 46 | 162 | 179 | 58 | 1 | |
| 68.Real estate activities | 553 | 6 | 37 | 27 | 37 | - | 46 | 162 | 179 | 58 | 1 | |
| Section M - Professional, scientific & technical act. | 4,308 | 7 | 128 | 62 | 126 | 5 | 238 | 1,102 | 1,476 | 1,155 | 9 | |
| 69.Legal and accounting activities | 2,090 | 2 | 33 | 17 | 30 | 2 | 90 | 488 | 771 | 655 | 2 | |
| 70.Act.of head offices;management consultancy act. | 399 | 1 | 10 | 4 | 7 | - | 12 | 85 | 154 | 124 | 2 | |
| 71.Architectural and engineering activities;technical testing & analysis | 516 | - | 38 | 15 | 23 | - | 39 | 166 | 131 | 103 | 1 | |
| 72.Scientific research and development | 223 | 1 | 19 | 7 | 5 | - | 8 | 27 | 44 | 112 | - | |
| 73.Advertising and market research | 543 | 1 | 11 | 5 | 22 | 2 | 40 | 165 | 201 | 93 | 3 | |
| 74.Other professional, scientific and technical act. | 515 | 1 | 14 | 13 | 39 | 1 | 49 | 163 | 171 | 63 | 1 | |
| 75.Veterinary activities | 22 | 1 | 3 | 1 | - | - | - | 8 | 4 | 5 | - | |

Table CA14 - Currently employed population 16 years of age and over by industry, educational attainment and sex

| Country, Island, Industry (section and division) and Sex | Total | Educational attainment | | | | | | | | | University degree or equivalent | Not stated |
|--|--------|-------------------------|-------------------------------------|---------------|------------------|--|---|-------------------------------|--------------------------------|-------|--|---------------|
| | | Nil + pre-primary | Primary | | Lower Secondary | | Upper Secondary | | | | | |
| | | | Std I - VI but not passed CPE | Passed CPE | Forms I - III | Forms I - III Pre- vocational | Forms IV - V but not passed SC | Passed SC or equivalent | Passed HSC or equivalent | | | |
| Republic of Mauritius | | | | | | | | | | | | |
| Section N - Administrative and support service act. | 8,453 | 164 | 1,317 | 596 | 602 | 21 | 901 | 1,988 | 2,083 | 773 | 8 | |
| 77.Rental and leasing activities | 157 | 2 | 14 | 7 | 13 | - | 28 | 50 | 41 | 2 | - | |
| 78.Employment activities | 91 | 1 | 5 | - | 2 | - | 9 | 23 | 27 | 24 | - | |
| 79.Travel agency,tour operator,reservation service and related activities. | 1,356 | 1 | 18 | 9 | 32 | 1 | 80 | 484 | 616 | 112 | 3 | |
| 80.Security and investigation activities | 654 | 2 | 57 | 59 | 99 | 4 | 170 | 174 | 64 | 25 | - | |
| 81.Services to buildings and landscape activities | 2,531 | 153 | 1,122 | 461 | 336 | 9 | 224 | 137 | 75 | 12 | 2 | |
| 82.Office administrative,office support and other business support activities | 3,664 | 5 | 101 | 60 | 120 | 7 | 390 | 1,120 | 1,260 | 598 | 3 | |
| Section O - Public administration and defence; compulsory social security. | 9,121 | 12 | 146 | 125 | 139 | 3 | 264 | 2,154 | 4,249 | 2,024 | 5 | |
| 84.Public administration and defence;compulsory social security | 9,121 | 12 | 146 | 125 | 139 | 3 | 264 | 2,154 | 4,249 | 2,024 | 5 | |
| Section P - Education | 18,671 | 24 | 521 | 547 | 632 | 12 | 1,267 | 4,386 | 5,811 | 5,452 | 19 | |
| 85.Education | 18,671 | 24 | 521 | 547 | 632 | 12 | 1,267 | 4,386 | 5,811 | 5,452 | 19 | |
| Section Q - Human health and social work.activities | 10,258 | 34 | 589 | 606 | 553 | 14 | 1,120 | 3,412 | 2,858 | 1,057 | 15 | |
| 86.Human health activities | 8,003 | 14 | 300 | 358 | 343 | 5 | 727 | 2,795 | 2,571 | 881 | 9 | |
| 87.Residential care activities | 685 | 14 | 166 | 105 | 91 | 1 | 116 | 136 | 38 | 17 | 1 | |
| 88.Social work activities without accomodation | 1,570 | 6 | 123 | 143 | 119 | 8 | 277 | 481 | 249 | 159 | 5 | |
| Section R - Arts, entertainment and recreation | 1,920 | 12 | 141 | 109 | 196 | 6 | 351 | 711 | 288 | 104 | 2 | |
| 90.Creative,arts and entertainment activities | 145 | 2 | 9 | 7 | 28 | 2 | 32 | 39 | 18 | 8 | - | |
| 91.Libraries, archives,museums and other cultural act | 234 | 3 | 22 | 11 | 12 | - | 20 | 61 | 61 | 44 | - | |
| 92.Gambling and betting activities | 1,035 | 6 | 61 | 49 | 106 | 1 | 234 | 453 | 102 | 22 | 1 | |
| 93.Sports activities and amusement and recreation act | 506 | 1 | 49 | 42 | 50 | 3 | 65 | 158 | 107 | 30 | 1 | |
| Section S - Other service activities. | 3,953 | 18 | 388 | 300 | 668 | 63 | 878 | 1,156 | 374 | 101 | 7 | |
| 94.Activities of membership organisations | 896 | 5 | 103 | 94 | 101 | 2 | 100 | 249 | 165 | 74 | 3 | |
| 95.Repair of computers and personal household goods | 112 | 1 | 10 | 11 | 9 | 3 | 19 | 37 | 19 | 3 | - | |
| 96.Other personal service activities | 2,945 | 12 | 275 | 195 | 558 | 58 | 759 | 870 | 190 | 24 | 4 | |
| Section T - Activities of households as employers | 16,816 | 1,050 | 7,510 | 3,374 | 2,351 | 74 | 1,658 | 700 | 77 | 1 | 21 | |
| 97.Activities of households as employers of domestic personnel. | 16,816 | 1,050 | 7,510 | 3,374 | 2,351 | 74 | 1,658 | 700 | 77 | 1 | 21 | |
| Section U - Activities of extraterritorial organisations and bodies. | 155 | - | 4 | 2 | 4 | - | 6 | 44 | 47 | 48 | - | |
| 99.Activities of extraterritorial organisations and bodies. | 155 | - | 4 | 2 | 4 | - | 6 | 44 | 47 | 48 | - | |
| Not stated. | 493 | 7 | 321 | 12 | 86 | 2 | 15 | 20 | 20 | 8 | 2 | |

Table CA14 - Currently employed population 16 years of age and over by industry, educational attainment and sex

| Country, Island, Industry (section and division) and Sex | Total | Educational attainment | | | | | | | | | University degree or equivalent | Not stated |
|---|---------|-------------------------|-------------------------------------|---------------|------------------|--|---|-------------------------------|--------------------------------|--------|--|---------------|
| | | Nil + pre-primary | Primary | | Lower Secondary | | Upper Secondary | | | | | |
| | | | Std I - VI but not passed CPE | Passed CPE | Forms I - III | Forms I - III Pre- vocational | Forms IV - V but not passed SC | Passed SC or equivalent | Passed HSC or equivalent | | | |
| Island of Mauritius | | | | | | | | | | | | |
| Both sexes | 506,783 | 8,250 | 105,820 | 50,287 | 58,941 | 4,394 | 70,599 | 100,868 | 65,458 | 38,798 | 3,368 | |
| Section A - Agriculture,forestry and fishing | 32,032 | 2,929 | 13,449 | 4,640 | 3,200 | 151 | 3,485 | 2,821 | 815 | 483 | 59 | |
| 01.Crop and animal production, hunting and related service activities. | 28,186 | 2,639 | 11,397 | 4,119 | 2,844 | 108 | 3,243 | 2,599 | 723 | 464 | 50 | |
| 02.Forestry and logging. | 612 | 28 | 225 | 102 | 50 | 3 | 40 | 93 | 62 | 8 | 1 | |
| 03.Fishing and aquaculture | 3,234 | 262 | 1,827 | 419 | 306 | 40 | 202 | 129 | 30 | 11 | 8 | |
| Section B - Mining and quarrying. | 1,036 | 29 | 346 | 153 | 134 | 9 | 139 | 151 | 52 | 22 | 1 | |
| 05.Mining of coal and lignite. | - | - | - | - | - | - | - | - | - | - | - | |
| 06.Extraction of crude petroleum and natural gas | 1 | - | - | - | - | - | - | 1 | - | - | - | |
| 07.Mining of metal ores. | - | - | - | - | - | - | - | - | - | - | - | |
| 08.Other mining and quarrying. | 1,034 | 29 | 346 | 153 | 134 | 9 | 138 | 150 | 52 | 22 | 1 | |
| 09.Mining support service activities | 1 | - | - | - | - | - | 1 | - | - | - | - | |
| Section C - Manufacturing | 95,826 | 1,433 | 29,589 | 11,963 | 14,904 | 1,044 | 13,570 | 13,865 | 5,138 | 2,063 | 2,257 | |
| 10.Manufacture of food products. | 14,302 | 262 | 4,557 | 1,815 | 1,930 | 158 | 2,156 | 2,139 | 791 | 434 | 60 | |
| 11.Manufacture of beverages. | 3,222 | 22 | 655 | 440 | 428 | 39 | 523 | 648 | 328 | 135 | 4 | |
| 12.Manufacture of tobacco products | 21 | - | 2 | 1 | 3 | - | 2 | 7 | 1 | 5 | - | |
| 13.Manufacture of textiles | 2,882 | 21 | 499 | 267 | 414 | 25 | 471 | 590 | 242 | 85 | 268 | |
| 14.Manufacture of wearing apparel. | 42,251 | 865 | 15,929 | 5,014 | 6,347 | 180 | 4,827 | 4,962 | 1,772 | 641 | 1,714 | |
| 15.Manufacture of leather & related products | 1,348 | 15 | 382 | 217 | 257 | 22 | 197 | 179 | 53 | 14 | 12 | |
| 16.Manufacture of wood & of products of wood & cork, except furniture; manufacture of articles of straw & plaiting materials. | 1,156 | 11 | 325 | 173 | 207 | 15 | 176 | 159 | 47 | 14 | 29 | |
| 17.Manufacture of paper & paper products | 622 | 8 | 105 | 77 | 110 | 12 | 110 | 123 | 34 | 26 | 17 | |
| 18.Printing & reproduction of recorded media | 2,625 | 7 | 283 | 222 | 431 | 41 | 534 | 689 | 317 | 93 | 8 | |
| 19.Manufacture of coke and refined petroleum products | 85 | - | 11 | 8 | 20 | 1 | 16 | 16 | 10 | 3 | - | |
| 20.Manufacture of chemicals & chemical products | 2,255 | 22 | 405 | 223 | 321 | 33 | 381 | 485 | 243 | 139 | 3 | |
| 21.Manufacture of basic pharmaceutical products & pharmaceutical preparations | 121 | - | 9 | 7 | 11 | 1 | 27 | 38 | 12 | 14 | 2 | |
| 22.Manufacture of rubber & plastic products | 1,588 | 13 | 352 | 189 | 224 | 37 | 273 | 296 | 131 | 49 | 24 | |
| 23.Manufacture of other non-metallic mineral products | 2,642 | 33 | 749 | 362 | 391 | 33 | 360 | 395 | 206 | 104 | 9 | |
| 24.Manufacturing of basic metals | 290 | 4 | 61 | 27 | 41 | 3 | 47 | 64 | 26 | 16 | 1 | |
| 25.Manufacture of fabricated metal products,except machinery & equipment | 6,540 | 37 | 1,769 | 885 | 1,303 | 211 | 1,107 | 871 | 274 | 66 | 17 | |
| 26.Man of computer,electronic & optical.products | 1,455 | 10 | 222 | 144 | 258 | 16 | 355 | 306 | 97 | 40 | 7 | |
| 27.Manufacture of electrical equipment | 176 | 1 | 38 | 29 | 18 | 1 | 26 | 41 | 18 | 4 | - | |
| 28.Manufacture of machinery & equipment.n.e.c | 271 | - | 31 | 27 | 42 | 7 | 39 | 67 | 30 | 28 | - | |
| 29.Man. of motor vehicles, trailers & semi-trailers | 206 | 2 | 42 | 32 | 46 | 5 | 24 | 35 | 13 | 7 | - | |
| 30.Manufacture of other transport equipment | 505 | - | 112 | 67 | 89 | 11 | 73 | 85 | 48 | 19 | 1 | |
| 31.Manufacture of furniture. | 6,657 | 54 | 2,195 | 1,250 | 1,273 | 137 | 879 | 646 | 156 | 28 | 39 | |
| 32.Other manufacturing | 3,893 | 44 | 739 | 417 | 614 | 40 | 825 | 859 | 238 | 77 | 40 | |
| 33.Repair & installation of machinery and equipment | 713 | 2 | 117 | 70 | 126 | 16 | 142 | 165 | 51 | 22 | 2 | |
| Section D - Electricity, gas, steam & air conditioning supply. | 2,187 | - | 146 | 138 | 198 | 7 | 354 | 679 | 418 | 244 | 3 | |
| 35.Electricity, gas, steam & air conditioning supply | 2,187 | - | 146 | 138 | 198 | 7 | 354 | 679 | 418 | 244 | 3 | |
| Section E - Water supply,sewerage,waste management & remediation activities. | 2,915 | 42 | 628 | 304 | 308 | 15 | 353 | 594 | 450 | 217 | 4 | |
| 36.Water collection,treatment & supply | 1,399 | 16 | 204 | 112 | 104 | 4 | 163 | 372 | 300 | 122 | 2 | |
| 37.Sewerage. | 559 | 5 | 75 | 45 | 72 | 2 | 58 | 103 | 120 | 78 | 1 | |
| 38.Waste collection,treatment & disposal activities; materials recovery. | 956 | 21 | 349 | 147 | 132 | 9 | 132 | 119 | 30 | 16 | 1 | |
| 39.Remediation activities & other waste management services. | 1 | - | - | - | - | - | - | - | - | 1 | - | |

Table CA14 - Currently employed population 16 years of age and over by industry, educational attainment and sex

| Country, Island, Industry (section and division) and Sex | Total | Educational attainment | | | | | | | | | |
|--|--------|-------------------------|-------------------------------------|---------------|------------------|--|---|-------------------------------|--------------------------------|--|---------------|
| | | Nil + pre-primary | Primary | | Lower Secondary | | Upper Secondary | | | University degree or equivalent | Not stated |
| | | | Std I - VI but not passed CPE | Passed CPE | Forms I - III | Forms I - III Pre- vocational | Forms IV - V but not passed SC | Passed SC or equivalent | Passed HSC or equivalent | | |
| Island of Mauritius | | | | | | | | | | | |
| Section F - Construction | 51,657 | 834 | 18,546 | 6,627 | 8,756 | 999 | 7,629 | 5,394 | 1,610 | 817 | 445 |
| 41.Construction of buildings | 35,003 | 652 | 14,204 | 4,709 | 5,715 | 626 | 4,724 | 2,848 | 798 | 434 | 293 |
| 42.Civil engineering | 2,621 | 39 | 713 | 295 | 378 | 35 | 370 | 422 | 195 | 123 | 51 |
| 43.Specialised construction activities | 14,033 | 143 | 3,629 | 1,623 | 2,663 | 338 | 2,535 | 2,124 | 617 | 260 | 101 |
| Section G - Wholesale & retail trade,repair of motor vehicles & motorcycles. | 71,664 | 634 | 10,892 | 7,259 | 9,412 | 854 | 13,121 | 18,944 | 7,693 | 2,707 | 148 |
| 45.Wholesale and retail trade and repair of motor vehicles & motorcycles. | 9,657 | 29 | 2,098 | 1,221 | 1,606 | 228 | 1,489 | 1,896 | 819 | 259 | 12 |
| 46.Wholesale trade, except for m.vehicles & m.cycles | 12,838 | 67 | 1,454 | 923 | 1,363 | 137 | 2,025 | 3,689 | 2,085 | 1,053 | 42 |
| 47.Retail trade, except for m.vehicles & m.cycles | 49,169 | 538 | 7,340 | 5,115 | 6,443 | 489 | 9,607 | 13,359 | 4,789 | 1,395 | 94 |
| Section H - Transportation and storage. | 31,243 | 155 | 5,006 | 3,466 | 4,300 | 205 | 6,195 | 7,133 | 3,667 | 1,090 | 26 |
| 49.Land transport and transport via pipelines | 20,006 | 122 | 4,069 | 2,838 | 3,382 | 126 | 4,734 | 4,049 | 557 | 105 | 24 |
| 50.Water transport | 994 | 4 | 162 | 55 | 125 | 28 | 209 | 264 | 113 | 34 | - |
| 51.Air transport | 2,368 | 1 | 45 | 52 | 56 | 4 | 152 | 446 | 1,172 | 440 | - |
| 52.Warehousing & support act. for transportation | 6,379 | 27 | 697 | 467 | 649 | 47 | 859 | 1,839 | 1,372 | 420 | 2 |
| 53.Postal and courier activities | 1,496 | 1 | 33 | 54 | 88 | - | 241 | 535 | 453 | 91 | - |
| Section I - Accomodation and food service activities | 38,716 | 354 | 6,433 | 3,648 | 5,171 | 540 | 8,422 | 10,270 | 2,928 | 841 | 109 |
| 55.Accomodation. | 25,351 | 154 | 3,482 | 1,948 | 2,983 | 368 | 5,751 | 7,632 | 2,258 | 705 | 70 |
| 56.Food and beverage service activities. | 13,365 | 200 | 2,951 | 1,700 | 2,188 | 172 | 2,671 | 2,638 | 670 | 136 | 39 |
| Section J - Information and communication | 11,253 | 13 | 248 | 222 | 417 | 14 | 712 | 2,501 | 3,809 | 3,303 | 14 |
| 58.Publishing activities | 1,380 | 5 | 82 | 66 | 90 | 3 | 135 | 341 | 431 | 226 | 1 |
| 59.Motion picture, video and TV programme production, sound recording and music publishing.activities | 248 | 2 | 18 | 10 | 35 | 3 | 37 | 67 | 49 | 26 | 1 |
| 60.Programming and broadcasting activities | 982 | - | 30 | 32 | 51 | 1 | 73 | 261 | 352 | 180 | 2 |
| 61.Telecommunications. | 3,446 | 4 | 81 | 77 | 149 | 4 | 273 | 902 | 1,100 | 854 | 2 |
| 62.Computer programming, consultancy & related act. | 3,961 | 1 | 21 | 31 | 62 | - | 110 | 536 | 1,418 | 1,780 | 2 |
| 63.Information service activities. | 1,236 | 1 | 16 | 6 | 30 | 3 | 84 | 394 | 459 | 237 | 6 |
| Section K - Financial and insurance activities | 14,120 | 8 | 198 | 167 | 340 | 7 | 747 | 2,519 | 6,257 | 3,854 | 23 |
| 64.Financial service activities, except insurance & pension funding | 9,291 | 2 | 86 | 87 | 211 | 3 | 388 | 1,148 | 4,453 | 2,896 | 17 |
| 65.Insurance,reinsurance and pension funding, except compulsory social security. | 3,655 | 4 | 82 | 65 | 93 | 3 | 294 | 1,137 | 1,390 | 582 | 5 |
| 66.Activities auxiliary to financial service and insurance activities. | 1,174 | 2 | 30 | 15 | 36 | 1 | 65 | 234 | 414 | 376 | 1 |
| Section L - Real estate activities. | 1,579 | 13 | 162 | 79 | 130 | 1 | 159 | 413 | 366 | 253 | 3 |
| 68.Real estate activities. | 1,579 | 13 | 162 | 79 | 130 | 1 | 159 | 413 | 366 | 253 | 3 |
| Section M - Professional, scientific & technical act. | 12,534 | 29 | 703 | 462 | 885 | 76 | 1,014 | 2,679 | 3,241 | 3,373 | 72 |
| 69.Legal and accounting activities | 4,201 | 2 | 68 | 49 | 86 | 2 | 193 | 736 | 1,447 | 1,613 | 5 |
| 70.Act.of head offices;management consultancy act. | 881 | 2 | 21 | 13 | 20 | 1 | 35 | 146 | 290 | 351 | 2 |
| 71.Architectural and engineering activities;technical testing & analysis. | 3,211 | 9 | 312 | 179 | 339 | 45 | 365 | 789 | 512 | 621 | 40 |
| 72.Scientific research and development | 894 | 8 | 111 | 69 | 73 | 1 | 80 | 159 | 103 | 290 | - |
| 73.Advertising and market research | 1,408 | 2 | 58 | 37 | 85 | 11 | 131 | 376 | 468 | 236 | 4 |
| 74.Other professional, scientific and technical act. | 1,823 | 4 | 117 | 93 | 267 | 16 | 203 | 455 | 408 | 239 | 21 |
| 75.Veterinary activities | 116 | 2 | 16 | 22 | 15 | - | 7 | 18 | 13 | 23 | - |

Table CA14 - Currently employed population 16 years of age and over by industry, educational attainment and sex

| Country, Island, Industry (section and division) and Sex | Total | Educational attainment | | | | | | | | | University degree or equivalent | Not stated |
|--|--------|-------------------------|-------------------------------------|---------------|------------------|--|---|-------------------------------|--------------------------------|-------|--|---------------|
| | | Nil + pre-primary | Primary | | Lower Secondary | | Upper Secondary | | | | | |
| | | | Std I - VI but not passed CPE | Passed CPE | Forms I - III | Forms I - III Pre- vocational | Forms IV - V but not passed SC | Passed SC or equivalent | Passed HSC or equivalent | | | |
| Island of Mauritius | | | | | | | | | | | | |
| Section N - Administrative and support service act. | 22,441 | 336 | 3,849 | 1,890 | 2,287 | 148 | 3,481 | 4,992 | 3,740 | 1,677 | 41 | |
| 77.Rental and leasing activities | 1,335 | 8 | 286 | 109 | 222 | 24 | 283 | 263 | 118 | 20 | 2 | |
| 78.Employment activities | 137 | 1 | 6 | - | 4 | - | 13 | 35 | 41 | 37 | - | |
| 79.Travel agency,tour operator,reservation service and related activities. | 2,923 | 4 | 124 | 79 | 197 | 13 | 388 | 968 | 899 | 242 | 9 | |
| 80.Security and investigation activities | 6,595 | 76 | 1,129 | 789 | 1,002 | 46 | 1,666 | 1,513 | 281 | 83 | 10 | |
| 81.Services to buildings and landscape activities | 5,079 | 238 | 2,146 | 819 | 650 | 52 | 517 | 418 | 178 | 50 | 11 | |
| 82.Office administrative,office support and other business support activities | 6,372 | 9 | 158 | 94 | 212 | 13 | 614 | 1,795 | 2,223 | 1,245 | 9 | |
| Section O - Public administration and defence; compulsory social security. | 36,105 | 97 | 2,452 | 1,962 | 1,574 | 24 | 2,557 | 11,733 | 10,757 | 4,925 | 24 | |
| 84.Public administration and defence;compulsory social security | 36,105 | 97 | 2,452 | 1,962 | 1,574 | 24 | 2,557 | 11,733 | 10,757 | 4,925 | 24 | |
| Section P - Education | 29,469 | 53 | 1,123 | 1,063 | 1,065 | 23 | 2,065 | 6,518 | 8,137 | 9,391 | 31 | |
| 85.Education | 29,469 | 53 | 1,123 | 1,063 | 1,065 | 23 | 2,065 | 6,518 | 8,137 | 9,391 | 31 | |
| Section Q - Human health and social work.activities | 17,865 | 50 | 1,138 | 1,212 | 1,052 | 23 | 1,874 | 4,988 | 4,707 | 2,795 | 26 | |
| 86.Human health activities | 14,751 | 26 | 767 | 887 | 749 | 12 | 1,326 | 4,156 | 4,297 | 2,514 | 17 | |
| 87.Residential care activities | 820 | 17 | 180 | 119 | 109 | 2 | 133 | 170 | 54 | 34 | 2 | |
| 88.Social work activities without accomodation | 2,294 | 7 | 191 | 206 | 194 | 9 | 415 | 662 | 356 | 247 | 7 | |
| Section R - Arts, entertainment and recreation | 6,005 | 34 | 752 | 477 | 706 | 63 | 1,179 | 1,743 | 782 | 260 | 9 | |
| 90.Creative,arts and entertainment activities | 499 | 3 | 54 | 20 | 77 | 12 | 115 | 144 | 55 | 19 | - | |
| 91.Libraries, archives,museums and other cultural act | 586 | 6 | 97 | 56 | 46 | 2 | 70 | 129 | 99 | 81 | - | |
| 92.Gambling and betting activities | 2,577 | 13 | 190 | 155 | 260 | 4 | 533 | 980 | 356 | 82 | 4 | |
| 93.Sports activities and amusement and recreation act | 2,343 | 12 | 411 | 246 | 323 | 45 | 461 | 490 | 272 | 78 | 5 | |
| Section S - Other service activities. | 7,706 | 48 | 1,084 | 778 | 1,199 | 96 | 1,521 | 1,932 | 663 | 357 | 28 | |
| 94.Activities of membership organisations | 2,165 | 17 | 236 | 233 | 246 | 3 | 278 | 556 | 299 | 275 | 22 | |
| 95.Repair of computers and personal household goods | 1,324 | 11 | 253 | 166 | 167 | 11 | 252 | 307 | 120 | 37 | - | |
| 96.Other personal service activities | 4,217 | 20 | 595 | 379 | 786 | 82 | 991 | 1,069 | 244 | 45 | 6 | |
| Section T - Activities of households as employers | 19,067 | 1,149 | 8,521 | 3,741 | 2,660 | 92 | 1,935 | 840 | 102 | 3 | 24 | |
| 97.Activities of households as employers of domestic personnel. | 19,067 | 1,149 | 8,521 | 3,741 | 2,660 | 92 | 1,935 | 840 | 102 | 3 | 24 | |
| Section U - Activities of extraterritorial organisations and bodies. | 336 | - | 17 | 7 | 17 | - | 27 | 91 | 72 | 105 | - | |
| 99.Activities of extraterritorial organisations and bodies. | 336 | - | 17 | 7 | 17 | - | 27 | 91 | 72 | 105 | - | |
| Not stated. | 1,027 | 10 | 538 | 29 | 226 | 3 | 60 | 68 | 54 | 18 | 21 | |

Table CA14 - Currently employed population 16 years of age and over by industry, educational attainment and sex

| Country, Island, Industry (section and division) and Sex | Total | Educational attainment | | | | | | | | | University degree or equivalent | Not stated |
|---|---------|-------------------------|-------------------------------------|---------------|------------------|--|---|-------------------------------|--------------------------------|--------|--|---------------|
| | | Nil + pre-primary | Primary | | Lower Secondary | | Upper Secondary | | | | | |
| | | | Std I - VI but not passed CPE | Passed CPE | Forms I - III | Forms I - III Pre- vocational | Forms IV - V but not passed SC | Passed SC or equivalent | Passed HSC or equivalent | | | |
| Island of Mauritius | | | | | | | | | | | | |
| Male | 327,546 | 3,647 | 71,451 | 34,202 | 41,988 | 3,644 | 49,609 | 63,873 | 33,721 | 23,113 | 2,298 | |
| Section A - Agriculture,forestry and fishing | 24,707 | 1,181 | 10,215 | 3,739 | 2,768 | 138 | 3,119 | 2,511 | 623 | 367 | 46 | |
| 01.Crop and animal production, hunting and related service activities. | 21,000 | 905 | 8,214 | 3,236 | 2,426 | 95 | 2,886 | 2,307 | 543 | 351 | 37 | |
| 02.Forestry and logging. | 599 | 26 | 224 | 101 | 50 | 3 | 39 | 90 | 57 | 8 | 1 | |
| 03.Fishing and aquaculture | 3,108 | 250 | 1,777 | 402 | 292 | 40 | 194 | 114 | 23 | 8 | 8 | |
| Section B - Mining and quarrying. | 931 | 21 | 330 | 145 | 131 | 9 | 133 | 111 | 33 | 17 | 1 | |
| 05.Mining of coal and lignite. | - | - | - | - | - | - | - | - | - | - | - | |
| 06.Extraction of crude petroleum and natural gas | 1 | - | - | - | - | - | - | 1 | - | - | - | |
| 07.Mining of metal ores. | - | - | - | - | - | - | - | - | - | - | - | |
| 08.Other mining and quarrying. | 929 | 21 | 330 | 145 | 131 | 9 | 132 | 110 | 33 | 17 | 1 | |
| 09.Mining support service activities | 1 | - | - | - | - | - | 1 | - | - | - | - | |
| Section C - Manufacturing | 55,115 | 497 | 15,371 | 6,580 | 9,401 | 831 | 8,440 | 8,208 | 2,971 | 1,421 | 1,395 | |
| 10.Manufacture of food products. | 8,727 | 123 | 2,153 | 1,076 | 1,306 | 128 | 1,558 | 1,501 | 524 | 309 | 49 | |
| 11.Manufacture of beverages. | 2,661 | 14 | 570 | 392 | 392 | 37 | 451 | 500 | 208 | 93 | 4 | |
| 12.Manufacture of tobacco products | 18 | - | 1 | 1 | 3 | - | 2 | 6 | 1 | 4 | - | |
| 13.Manufacture of textiles | 1,799 | 5 | 293 | 135 | 282 | 17 | 305 | 405 | 155 | 60 | 142 | |
| 14.Manufacture of wearing apparel. | 16,137 | 190 | 5,693 | 1,315 | 2,711 | 85 | 1,884 | 2,038 | 840 | 373 | 1,008 | |
| 15.Manufacture of leather & related products | 602 | 3 | 163 | 91 | 98 | 7 | 96 | 94 | 27 | 12 | 11 | |
| 16.Manufacture of wood & of products of wood & cork, except furniture; manufacture of articles of straw & plaiting materials. | 929 | 8 | 275 | 147 | 174 | 12 | 141 | 105 | 30 | 12 | 25 | |
| 17.Manufacture of paper & paper products | 405 | 4 | 65 | 48 | 66 | 8 | 79 | 80 | 18 | 20 | 17 | |
| 18.Printing & reproduction of recorded media | 1,854 | 4 | 217 | 162 | 327 | 35 | 399 | 451 | 184 | 68 | 7 | |
| 19.Manufacture of coke and refined petroleum products | 73 | - | 10 | 8 | 20 | 1 | 15 | 12 | 5 | 2 | - | |
| 20.Manufacture of chemicals & chemical products | 1,683 | 14 | 330 | 176 | 268 | 30 | 305 | 320 | 148 | 89 | 3 | |
| 21.Manufacture of basic pharmaceutical products & pharmaceutical preparations | 47 | - | 6 | 1 | 6 | - | 9 | 10 | 5 | 10 | - | |
| 22.Manufacture of rubber & plastic products | 1,150 | 4 | 257 | 134 | 176 | 32 | 197 | 203 | 80 | 44 | 23 | |
| 23.Manufacture of other non-metallic mineral products | 2,402 | 30 | 721 | 349 | 367 | 32 | 334 | 331 | 145 | 84 | 9 | |
| 24.Manufacturing of basic metals | 245 | 3 | 56 | 26 | 39 | 3 | 40 | 49 | 15 | 13 | 1 | |
| 25.Manufacture of fabricated metal products,except machinery & equipment | 6,153 | 34 | 1,736 | 863 | 1,263 | 205 | 1,037 | 739 | 203 | 56 | 17 | |
| 26.Man of computer,electronic & optical.products | 572 | 2 | 66 | 40 | 96 | 5 | 159 | 127 | 46 | 27 | 4 | |
| 27.Manufacture of electrical equipment | 95 | - | 24 | 23 | 8 | 1 | 10 | 19 | 8 | 2 | - | |
| 28.Manufacture of machinery & equipment.n.e.c | 240 | - | 31 | 27 | 41 | 7 | 37 | 54 | 18 | 25 | - | |
| 29.Man. of motor vehicles, trailers & semi-trailers | 181 | 2 | 42 | 29 | 43 | 5 | 20 | 26 | 8 | 6 | - | |
| 30.Manufacture of other transport equipment | 448 | - | 108 | 64 | 85 | 11 | 69 | 67 | 29 | 14 | 1 | |
| 31.Manufacture of furniture. | 6,316 | 46 | 2,121 | 1,211 | 1,238 | 134 | 824 | 565 | 116 | 22 | 39 | |
| 32.Other manufacturing | 1,705 | 9 | 316 | 196 | 268 | 20 | 332 | 358 | 118 | 55 | 33 | |
| 33.Repair & installation of machinery and equipment | 673 | 2 | 117 | 66 | 124 | 16 | 137 | 148 | 40 | 21 | 2 | |
| Section D - Electricity, gas, steam & air conditioning supply. | 2,020 | - | 143 | 133 | 191 | 7 | 349 | 637 | 361 | 196 | 3 | |
| 35.Electricity, gas, steam & air conditioning supply | 2,020 | - | 143 | 133 | 191 | 7 | 349 | 637 | 361 | 196 | 3 | |
| Section E - Water supply,sewerage,waste management & remediation activities. | 2,508 | 37 | 568 | 285 | 281 | 14 | 333 | 500 | 314 | 172 | 4 | |
| 36.Water collection,treatment & supply | 1,227 | 16 | 193 | 106 | 101 | 4 | 158 | 324 | 228 | 95 | 2 | |
| 37.Sewerage. | 456 | 5 | 71 | 44 | 65 | 2 | 56 | 82 | 67 | 63 | 1 | |
| 38.Waste collection,treatment & disposal activities; materials recovery. | 824 | 16 | 304 | 135 | 115 | 8 | 119 | 94 | 19 | 13 | 1 | |
| 39.Remediation activities & other waste management services. | 1 | - | - | - | - | - | - | - | - | 1 | - | |

Table CA14 - Currently employed population 16 years of age and over by industry, educational attainment and sex

| Country, Island, Industry (section and division) and Sex | Total | Educational attainment | | | | | | | | | |
|--|--------|-------------------------|-------------------------------------|---------------|------------------|--|---|-------------------------------|--------------------------------|--|---------------|
| | | Nil + pre-primary | Primary | | Lower Secondary | | Upper Secondary | | | University degree or equivalent | Not stated |
| | | | Std I - VI but not passed CPE | Passed CPE | Forms I - III | Forms I - III Pre- vocational | Forms IV - V but not passed SC | Passed SC or equivalent | Passed HSC or equivalent | | |
| Island of Mauritius | | | | | | | | | | | |
| Section F - Construction | 50,076 | 802 | 18,222 | 6,535 | 8,622 | 989 | 7,480 | 4,976 | 1,300 | 709 | 441 |
| 41.Construction of buildings | 34,112 | 630 | 13,981 | 4,656 | 5,622 | 618 | 4,648 | 2,645 | 643 | 380 | 289 |
| 42.Civil engineering | 2,457 | 35 | 685 | 289 | 369 | 35 | 360 | 379 | 151 | 103 | 51 |
| 43.Specialised construction activities | 13,507 | 137 | 3,556 | 1,590 | 2,631 | 336 | 2,472 | 1,952 | 506 | 226 | 101 |
| Section G - Wholesale & retail trade, repair of motor vehicles & motorcycles. | 44,009 | 298 | 7,994 | 4,897 | 6,232 | 653 | 7,725 | 10,040 | 4,123 | 1,944 | 103 |
| 45.Wholesale and retail trade and repair of motor vehicles & motorcycles. | 8,562 | 24 | 2,035 | 1,175 | 1,532 | 226 | 1,357 | 1,479 | 514 | 209 | 11 |
| 46.Wholesale trade, except for m.vehicles & m.cycles | 9,488 | 43 | 1,231 | 766 | 1,151 | 126 | 1,623 | 2,476 | 1,248 | 786 | 38 |
| 47.Retail trade, except for m.vehicles & m.cycles | 25,959 | 231 | 4,728 | 2,956 | 3,549 | 301 | 4,745 | 6,085 | 2,361 | 949 | 54 |
| Section H - Transportation and storage. | 27,820 | 146 | 4,850 | 3,371 | 4,138 | 201 | 5,938 | 6,259 | 2,104 | 788 | 25 |
| 49.Land transport and transport via pipelines | 19,368 | 117 | 3,988 | 2,786 | 3,287 | 123 | 4,588 | 3,875 | 483 | 98 | 23 |
| 50.Water transport | 854 | 3 | 151 | 51 | 119 | 27 | 197 | 215 | 63 | 28 | - |
| 51.Air transport | 1,447 | 1 | 31 | 46 | 47 | 4 | 136 | 342 | 538 | 302 | - |
| 52.Warehousing & support act. for transportation | 5,169 | 25 | 661 | 443 | 611 | 47 | 799 | 1,431 | 842 | 308 | 2 |
| 53.Postal and courier activities | 982 | - | 19 | 45 | 74 | - | 218 | 396 | 178 | 52 | - |
| Section I - Accomodation and food service activities | 24,568 | 118 | 3,716 | 2,112 | 3,052 | 421 | 5,719 | 7,057 | 1,752 | 553 | 68 |
| 55.Accomodation. | 17,853 | 63 | 2,416 | 1,332 | 2,030 | 312 | 4,299 | 5,537 | 1,355 | 464 | 45 |
| 56.Food and beverage service activities. | 6,715 | 55 | 1,300 | 780 | 1,022 | 109 | 1,420 | 1,520 | 397 | 89 | 23 |
| Section J - Information and communication | 7,041 | 8 | 200 | 175 | 335 | 10 | 517 | 1,508 | 2,074 | 2,208 | 6 |
| 58.Publishing activities | 871 | 3 | 68 | 51 | 77 | 3 | 108 | 215 | 228 | 117 | 1 |
| 59.Motion picture, video and TV programme production, sound recording and music publishing.activities | 188 | - | 15 | 8 | 31 | 2 | 35 | 43 | 33 | 21 | - |
| 60.Programming and broadcasting activities | 637 | - | 22 | 22 | 43 | - | 49 | 176 | 206 | 117 | 2 |
| 61.Telecommunications. | 2,308 | 4 | 70 | 67 | 124 | 4 | 215 | 629 | 598 | 597 | - |
| 62.Computer programming, consultancy & related act. | 2,423 | - | 16 | 25 | 44 | - | 73 | 281 | 774 | 1,209 | 1 |
| 63.Information service activities. | 614 | 1 | 9 | 2 | 16 | 1 | 37 | 164 | 235 | 147 | 2 |
| Section K - Financial and insurance activities | 7,225 | 4 | 151 | 130 | 247 | 7 | 539 | 1,326 | 2,579 | 2,227 | 15 |
| 64.Financial service activities, except insurance & pension funding | 4,701 | 1 | 69 | 64 | 155 | 3 | 311 | 635 | 1,816 | 1,637 | 10 |
| 65.Insurance,reinsurance and pension funding, except compulsory social security. | 1,870 | 2 | 58 | 52 | 63 | 3 | 179 | 571 | 579 | 359 | 4 |
| 66.Activities auxiliary to financial service and insurance activities. | 654 | 1 | 24 | 14 | 29 | 1 | 49 | 120 | 184 | 231 | 1 |
| Section L - Real estate activities. | 1,028 | 7 | 125 | 52 | 93 | 1 | 113 | 252 | 187 | 196 | 2 |
| 68.Real estate activities. | 1,028 | 7 | 125 | 52 | 93 | 1 | 113 | 252 | 187 | 196 | 2 |
| Section M - Professional, scientific & technical act. | 8,247 | 22 | 579 | 400 | 761 | 71 | 779 | 1,580 | 1,773 | 2,219 | 63 |
| 69.Legal and accounting activities | 2,113 | - | 35 | 32 | 56 | - | 103 | 248 | 678 | 958 | 3 |
| 70.Act.of head offices;management consultancy act. | 486 | 1 | 12 | 9 | 13 | 1 | 23 | 63 | 137 | 227 | - |
| 71.Architectural and engineering activities;technical testing & analysis. | 2,697 | 9 | 275 | 164 | 317 | 45 | 326 | 623 | 381 | 518 | 39 |
| 72.Scientific research and development | 678 | 7 | 93 | 62 | 68 | 1 | 74 | 133 | 62 | 178 | - |
| 73.Advertising and market research | 865 | 1 | 47 | 32 | 63 | 9 | 91 | 211 | 267 | 143 | 1 |
| 74.Other professional, scientific and technical act. | 1,312 | 3 | 103 | 80 | 229 | 15 | 155 | 292 | 239 | 176 | 20 |
| 75.Veterinary activities | 96 | 1 | 14 | 21 | 15 | - | 7 | 10 | 9 | 19 | - |

Table CA14 - Currently employed population 16 years of age and over by industry, educational attainment and sex

| Country, Island, Industry (section and division) and Sex | Total | Educational attainment | | | | | | | | | |
|--|--------|-------------------------|-------------------------------------|---------------|------------------|--|---|-------------------------------|--------------------------------|--|---------------|
| | | Nil + pre-primary | Primary | | Lower Secondary | | Upper Secondary | | | University degree or equivalent | Not stated |
| | | | Std I - VI but not passed CPE | Passed CPE | Forms I - III | Forms I - III Pre- vocational | Forms IV - V but not passed SC | Passed SC or equivalent | Passed HSC or equivalent | | |
| Island of Mauritius | | | | | | | | | | | |
| Section N - Administrative and support service act. | 14,077 | 174 | 2,568 | 1,299 | 1,698 | 127 | 2,592 | 3,020 | 1,661 | 905 | 33 |
| 77.Rental and leasing activities | 1,179 | 6 | 272 | 102 | 209 | 24 | 255 | 214 | 77 | 18 | 2 |
| 78.Employment activities | 46 | - | 1 | - | 2 | - | 4 | 12 | 14 | 13 | - |
| 79.Travel agency,tour operator,reservation service and related activities. | 1,585 | 3 | 108 | 70 | 168 | 12 | 310 | 493 | 285 | 130 | 6 |
| 80.Security and investigation activities | 5,948 | 74 | 1,076 | 731 | 904 | 42 | 1,497 | 1,339 | 217 | 58 | 10 |
| 81.Services to buildings and landscape activities | 2,602 | 87 | 1,053 | 362 | 323 | 43 | 300 | 284 | 103 | 38 | 9 |
| 82.Office administrative,office support and other business support activities | 2,717 | 4 | 58 | 34 | 92 | 6 | 226 | 678 | 965 | 648 | 6 |
| Section O - Public administration and defence; compulsory social security. | 27,332 | 85 | 2,318 | 1,846 | 1,453 | 22 | 2,322 | 9,727 | 6,612 | 2,928 | 19 |
| 84.Public administration and defence;compulsory social security | 27,332 | 85 | 2,318 | 1,846 | 1,453 | 22 | 2,322 | 9,727 | 6,612 | 2,928 | 19 |
| Section P - Education | 11,345 | 29 | 619 | 543 | 471 | 11 | 842 | 2,320 | 2,469 | 4,028 | 13 |
| 85.Education | 11,345 | 29 | 619 | 543 | 471 | 11 | 842 | 2,320 | 2,469 | 4,028 | 13 |
| Section Q - Human health and social work.activities | 7,977 | 17 | 587 | 642 | 535 | 10 | 796 | 1,718 | 1,912 | 1,749 | 11 |
| 86.Human health activities | 7,025 | 12 | 486 | 552 | 434 | 8 | 626 | 1,473 | 1,785 | 1,641 | 8 |
| 87.Residential care activities | 150 | 3 | 21 | 15 | 19 | 1 | 21 | 36 | 16 | 17 | 1 |
| 88.Social work activities without accomodation | 802 | 2 | 80 | 75 | 82 | 1 | 149 | 209 | 111 | 91 | 2 |
| Section R - Arts, entertainment and recreation | 4,140 | 22 | 617 | 373 | 515 | 57 | 837 | 1,058 | 496 | 158 | 7 |
| 90.Creative,arts and entertainment activities | 357 | 1 | 46 | 13 | 50 | 10 | 84 | 105 | 37 | 11 | - |
| 91.Libraries, archives,museums and other cultural act | 365 | 3 | 76 | 45 | 36 | 2 | 50 | 75 | 39 | 39 | - |
| 92.Gambling and betting activities | 1,568 | 7 | 132 | 109 | 155 | 3 | 304 | 541 | 254 | 60 | 3 |
| 93.Sports activities and amusement and recreation act | 1,850 | 11 | 363 | 206 | 274 | 42 | 399 | 337 | 166 | 48 | 4 |
| Section S - Other service activities. | 3,879 | 30 | 731 | 495 | 551 | 37 | 659 | 805 | 291 | 259 | 21 |
| 94.Activities of membership organisations | 1,313 | 12 | 140 | 147 | 152 | 1 | 183 | 319 | 136 | 204 | 19 |
| 95.Repair of computers and personal household goods | 1,217 | 10 | 245 | 155 | 160 | 8 | 233 | 271 | 101 | 34 | - |
| 96.Other personal service activities | 1,349 | 8 | 346 | 193 | 239 | 28 | 243 | 215 | 54 | 21 | 2 |
| Section T - Activities of households as employers | 2,779 | 146 | 1,314 | 428 | 360 | 27 | 311 | 161 | 27 | 2 | 3 |
| 97.Activities of households as employers of domestic personnel. | 2,779 | 146 | 1,314 | 428 | 360 | 27 | 311 | 161 | 27 | 2 | 3 |
| Section U - Activities of extraterritorial organisations and bodies. | 182 | - | 13 | 5 | 13 | - | 21 | 48 | 25 | 57 | - |
| 99.Activities of extraterritorial organisations and bodies. | 182 | - | 13 | 5 | 13 | - | 21 | 48 | 25 | 57 | - |
| Not stated. | 540 | 3 | 220 | 17 | 140 | 1 | 45 | 51 | 34 | 10 | 19 |

Table CA14 - Currently employed population 16 years of age and over by industry, educational attainment and sex

| Country, Island, Industry (section and division) and Sex | Total | Educational attainment | | | | | | | | | University degree or equivalent | Not stated |
|--|---------|-------------------------|-------------------------------------|---------------|------------------|--|---|-------------------------------|--------------------------------|--------|--|---------------|
| | | Nil + pre-primary | Primary | | Lower Secondary | | Upper Secondary | | | | | |
| | | | Std I - VI but not passed CPE | Passed CPE | Forms I - III | Forms I - III Pre- vocational | Forms IV - V but not passed SC | Passed SC or equivalent | Passed HSC or equivalent | | | |
| Island of Mauritius | | | | | | | | | | | | |
| Female | 179,237 | 4,603 | 34,369 | 16,085 | 16,953 | 750 | 20,990 | 36,995 | 31,737 | 15,685 | 1,070 | |
| Section A - Agriculture,forestry and fishing | 7,325 | 1,748 | 3,234 | 901 | 432 | 13 | 366 | 310 | 192 | 116 | 13 | |
| 01.Crop and animal production, hunting and related service activities | 7,186 | 1,734 | 3,183 | 883 | 418 | 13 | 357 | 292 | 180 | 113 | 13 | |
| 02.Forestry and logging | 13 | 2 | 1 | 1 | - | - | 1 | 3 | 5 | - | - | |
| 03.Fishing and aquaculture | 126 | 12 | 50 | 17 | 14 | - | 8 | 15 | 7 | 3 | - | |
| Section B - Mining and quarrying | 105 | 8 | 16 | 8 | 3 | - | 6 | 40 | 19 | 5 | - | |
| 05.Mining of coal and lignite | - | - | - | - | - | - | - | - | - | - | - | |
| 06.Extraction of crude petroleum and natural gas | - | - | - | - | - | - | - | - | - | - | - | |
| 07.Mining of metal ores | - | - | - | - | - | - | - | - | - | - | - | |
| 08.Other mining and quarrying | 105 | 8 | 16 | 8 | 3 | - | 6 | 40 | 19 | 5 | - | |
| 09.Mining support service activities | - | - | - | - | - | - | - | - | - | - | - | |
| Section C - Manufacturing | 40,711 | 936 | 14,218 | 5,383 | 5,503 | 213 | 5,130 | 5,657 | 2,167 | 642 | 862 | |
| 10.Manufacture of food products | 5,575 | 139 | 2,404 | 739 | 624 | 30 | 598 | 638 | 267 | 125 | 11 | |
| 11.Manufacture of beverages | 561 | 8 | 85 | 48 | 36 | 2 | 72 | 148 | 120 | 42 | - | |
| 12.Manufacture of tobacco products | 3 | - | 1 | - | - | - | - | 1 | - | 1 | - | |
| 13.Manufacture of textiles | 1,083 | 16 | 206 | 132 | 132 | 8 | 166 | 185 | 87 | 25 | 126 | |
| 14.Manufacture of wearing apparel | 26,114 | 675 | 10,236 | 3,699 | 3,636 | 95 | 2,943 | 2,924 | 932 | 268 | 706 | |
| 15.Manufacture of leather & related products | 746 | 12 | 219 | 126 | 159 | 15 | 101 | 85 | 26 | 2 | 1 | |
| 16.Manufacture of wood & of products of wood & cork, except furniture; manufacture of articles of straw & plaiting materials | 227 | 3 | 50 | 26 | 33 | 3 | 35 | 54 | 17 | 2 | 4 | |
| 17.Manufacture of paper & paper products | 217 | 4 | 40 | 29 | 44 | 4 | 31 | 43 | 16 | 6 | - | |
| 18.Printing & reproduction of recorded media | 771 | 3 | 66 | 60 | 104 | 6 | 135 | 238 | 133 | 25 | 1 | |
| 19.Manufacture of coke and refined petroleum products | 12 | - | 1 | - | - | - | 1 | 4 | 5 | 1 | - | |
| 20.Manufacture of chemicals & chemical products | 572 | 8 | 75 | 47 | 53 | 3 | 76 | 165 | 95 | 50 | - | |
| 21.Manufacture of basic pharmaceutical products & pharmaceutical preparations | 74 | - | 3 | 6 | 5 | 1 | 18 | 28 | 7 | 4 | 2 | |
| 22.Manufacture of rubber & plastic products | 438 | 9 | 95 | 55 | 48 | 5 | 76 | 93 | 51 | 5 | 1 | |
| 23.Manufacture of other non-metallic mineral products | 240 | 3 | 28 | 13 | 24 | 1 | 26 | 64 | 61 | 20 | - | |
| 24.Manufacturing of basic metals | 45 | 1 | 5 | 1 | 2 | - | 7 | 15 | 11 | 3 | - | |
| 25.Manufacture of fabricated metal products,except machinery & equipment | 387 | 3 | 33 | 22 | 40 | 6 | 70 | 132 | 71 | 10 | - | |
| 26.Man of computer,electronic & optical.products | 883 | 8 | 156 | 104 | 162 | 11 | 196 | 179 | 51 | 13 | 3 | |
| 27.Manufacture of electrical equipment | 81 | 1 | 14 | 6 | 10 | - | 16 | 22 | 10 | 2 | - | |
| 28.Manufacture of machinery & equipment.n.e.c | 31 | - | - | - | 1 | - | 2 | 13 | 12 | 3 | - | |
| 29.Man. of motor vehicles, trailers & semi-trailers | 25 | - | - | 3 | 3 | - | 4 | 9 | 5 | 1 | - | |
| 30.Manufacture of other transport equipment | 57 | - | 4 | 3 | 4 | - | 4 | 18 | 19 | 5 | - | |
| 31.Manufacture of furniture | 341 | 8 | 74 | 39 | 35 | 3 | 55 | 81 | 40 | 6 | - | |
| 32.Other manufacturing | 2,188 | 35 | 423 | 221 | 346 | 20 | 493 | 501 | 120 | 22 | 7 | |
| 33.Repair & installation of machinery and equipment | 40 | - | - | 4 | 2 | - | 5 | 17 | 11 | 1 | - | |
| Section D - Electricity, gas, steam & air conditioning supply | 167 | - | 3 | 5 | 7 | - | 5 | 42 | 57 | 48 | - | |
| 35.Electricity, gas, steam & air conditioning supply | 167 | - | 3 | 5 | 7 | - | 5 | 42 | 57 | 48 | - | |
| Section E - Water supply,sewerage,waste management & remediation activities | 407 | 5 | 60 | 19 | 27 | 1 | 20 | 94 | 136 | 45 | - | |
| 36.Water collection,treatment & supply | 172 | - | 11 | 6 | 3 | - | 5 | 48 | 72 | 27 | - | |
| 37.Sewerage | 103 | - | 4 | 1 | 7 | - | 2 | 21 | 53 | 15 | - | |
| 38.Waste collection,treatment & disposal activities; materials recovery | 132 | 5 | 45 | 12 | 17 | 1 | 13 | 25 | 11 | 3 | - | |
| 39.Remediation activities & other waste management services | - | - | - | - | - | - | - | - | - | - | - | |

Table CA14 - Currently employed population 16 years of age and over by industry, educational attainment and sex

| Country, Island, Industry (section and division) and Sex | Total | Educational attainment | | | | | | | | | | |
|--|--------|-------------------------|-------------------------------------|---------------|------------------|--|---|-------------------------------|--------------------------------|--|---------------|--|
| | | Nil + pre-primary | Primary | | Lower Secondary | | Upper Secondary | | | University degree or equivalent | Not stated | |
| | | | Std I - VI but not passed CPE | Passed CPE | Forms I - III | Forms I - III Pre- vocational | Forms IV - V but not passed SC | Passed SC or equivalent | Passed HSC or equivalent | | | |
| Island of Mauritius | | | | | | | | | | | | |
| Section F - Construction | 1,581 | 32 | 324 | 92 | 134 | 10 | 149 | 418 | 310 | 108 | 4 | |
| 41.Construction of buildings | 891 | 22 | 223 | 53 | 93 | 8 | 76 | 203 | 155 | 54 | 4 | |
| 42.Civil engineering | 164 | 4 | 28 | 6 | 9 | - | 10 | 43 | 44 | 20 | - | |
| 43.Specialised construction activities | 526 | 6 | 73 | 33 | 32 | 2 | 63 | 172 | 111 | 34 | - | |
| Section G - Wholesale & retail trade, repair of motor vehicles & motorcycles | 27,655 | 336 | 2,898 | 2,362 | 3,180 | 201 | 5,396 | 8,904 | 3,570 | 763 | 45 | |
| 45.Wholesale and retail trade and repair of motor vehicles & motorcycles | 1,095 | 5 | 63 | 46 | 74 | 2 | 132 | 417 | 305 | 50 | 1 | |
| 46.Wholesale trade, except for m.vehicles & m.cycles | 3,350 | 24 | 223 | 157 | 212 | 11 | 402 | 1,213 | 837 | 267 | 4 | |
| 47.Retail trade, except for m.vehicles & m.cycles | 23,210 | 307 | 2,612 | 2,159 | 2,894 | 188 | 4,862 | 7,274 | 2,428 | 446 | 40 | |
| Section H - Transportation and storage | 3,423 | 9 | 156 | 95 | 162 | 4 | 257 | 874 | 1,563 | 302 | 1 | |
| 49.Land transport and transport via pipelines | 638 | 5 | 81 | 52 | 95 | 3 | 146 | 174 | 74 | 7 | 1 | |
| 50.Water transport | 140 | 1 | 11 | 4 | 6 | 1 | 12 | 49 | 50 | 6 | - | |
| 51.Air transport | 921 | - | 14 | 6 | 9 | - | 16 | 104 | 634 | 138 | - | |
| 52.Warehousing & support act. for transportation | 1,210 | 2 | 36 | 24 | 38 | - | 60 | 408 | 530 | 112 | - | |
| 53.Postal and courier activities | 514 | 1 | 14 | 9 | 14 | - | 23 | 139 | 275 | 39 | - | |
| Section I - Accomodation and food service activities | 14,148 | 236 | 2,717 | 1,536 | 2,119 | 119 | 2,703 | 3,213 | 1,176 | 288 | 41 | |
| 55.Accomodation | 7,498 | 91 | 1,066 | 616 | 953 | 56 | 1,452 | 2,095 | 903 | 241 | 25 | |
| 56.Food and beverage service activities | 6,650 | 145 | 1,651 | 920 | 1,166 | 63 | 1,251 | 1,118 | 273 | 47 | 16 | |
| Section J - Information and communication | 4,212 | 5 | 48 | 47 | 82 | 4 | 195 | 993 | 1,735 | 1,095 | 8 | |
| 58.Publishing activities | 509 | 2 | 14 | 15 | 13 | - | 27 | 126 | 203 | 109 | - | |
| 59.Motion picture, video and TV programme production, sound recording and music publishing.activities | 60 | 2 | 3 | 2 | 4 | 1 | 2 | 24 | 16 | 5 | 1 | |
| 60.Programming and broadcasting activities | 345 | - | 8 | 10 | 8 | 1 | 24 | 85 | 146 | 63 | - | |
| 61.Telecommunications | 1,138 | - | 11 | 10 | 25 | - | 58 | 273 | 502 | 257 | 2 | |
| 62.Computer programming, consultancy & related act. | 1,538 | 1 | 5 | 6 | 18 | - | 37 | 255 | 644 | 571 | 1 | |
| 63.Information service activities | 622 | - | 7 | 4 | 14 | 2 | 47 | 230 | 224 | 90 | 4 | |
| Section K - Financial and insurance activities | 6,895 | 4 | 47 | 37 | 93 | - | 208 | 1,193 | 3,678 | 1,627 | 8 | |
| 64.Financial service activities, except insurance & pension funding | 4,590 | 1 | 17 | 23 | 56 | - | 77 | 513 | 2,637 | 1,259 | 7 | |
| 65.Insurance, reinsurance and pension funding, except compulsory social security | 1,785 | 2 | 24 | 13 | 30 | - | 115 | 566 | 811 | 223 | 1 | |
| 66.Activities auxiliary to financial service and insurance activities | 520 | 1 | 6 | 1 | 7 | - | 16 | 114 | 230 | 145 | - | |
| Section L - Real estate activities | 551 | 6 | 37 | 27 | 37 | - | 46 | 161 | 179 | 57 | 1 | |
| 68.Real estate activities | 551 | 6 | 37 | 27 | 37 | - | 46 | 161 | 179 | 57 | 1 | |
| Section M - Professional, scientific & technical act. | 4,287 | 7 | 124 | 62 | 124 | 5 | 235 | 1,099 | 1,468 | 1,154 | 9 | |
| 69.Legal and accounting activities | 2,088 | 2 | 33 | 17 | 30 | 2 | 90 | 488 | 769 | 655 | 2 | |
| 70.Act.of head offices;management consultancy act. | 395 | 1 | 9 | 4 | 7 | - | 12 | 83 | 153 | 124 | 2 | |
| 71.Architectural and engineering activities;technical testing & analysis | 514 | - | 37 | 15 | 22 | - | 39 | 166 | 131 | 103 | 1 | |
| 72.Scientific research and development | 216 | 1 | 18 | 7 | 5 | - | 6 | 26 | 41 | 112 | - | |
| 73.Advertising and market research | 543 | 1 | 11 | 5 | 22 | 2 | 40 | 165 | 201 | 93 | 3 | |
| 74.Other professional, scientific and technical act. | 511 | 1 | 14 | 13 | 38 | 1 | 48 | 163 | 169 | 63 | 1 | |
| 75.Veterinary activities | 20 | 1 | 2 | 1 | - | - | - | 8 | 4 | 4 | - | |

Table CA14 - Currently employed population 16 years of age and over by industry, educational attainment and sex

| Country, Island, Industry (section and division) and Sex | Total | Educational attainment | | | | | | | | | University degree or equivalent | Not stated |
|--|--------|-------------------------|-------------------------------------|---------------|------------------|--|---|-------------------------------|--------------------------------|-------|--|---------------|
| | | Nil + pre-primary | Primary | | Lower Secondary | | Upper Secondary | | | | | |
| | | | Std I - VI but not passed CPE | Passed CPE | Forms I - III | Forms I - III Pre- vocational | Forms IV - V but not passed SC | Passed SC or equivalent | Passed HSC or equivalent | | | |
| Island of Mauritius | | | | | | | | | | | | |
| Section N - Administrative and support service act. | 8,364 | 162 | 1,281 | 591 | 589 | 21 | 889 | 1,972 | 2,079 | 772 | 8 | |
| 77.Rental and leasing activities | 156 | 2 | 14 | 7 | 13 | - | 28 | 49 | 41 | 2 | - | |
| 78.Employment activities | 91 | 1 | 5 | - | 2 | - | 9 | 23 | 27 | 24 | - | |
| 79.Travel agency,tour operator,reservation service and related activities. | 1,338 | 1 | 16 | 9 | 29 | 1 | 78 | 475 | 614 | 112 | 3 | |
| 80.Security and investigation activities | 647 | 2 | 53 | 58 | 98 | 4 | 169 | 174 | 64 | 25 | - | |
| 81.Services to buildings and landscape activities | 2,477 | 151 | 1,093 | 457 | 327 | 9 | 217 | 134 | 75 | 12 | 2 | |
| 82.Office administrative,office support and other business support activities | 3,655 | 5 | 100 | 60 | 120 | 7 | 388 | 1,117 | 1,258 | 597 | 3 | |
| Section O - Public administration and defence; compulsory social security. | 8,773 | 12 | 134 | 116 | 121 | 2 | 235 | 2,006 | 4,145 | 1,997 | 5 | |
| 84.Public administration and defence;compulsory social security | 8,773 | 12 | 134 | 116 | 121 | 2 | 235 | 2,006 | 4,145 | 1,997 | 5 | |
| Section P - Education | 18,124 | 24 | 504 | 520 | 594 | 12 | 1,223 | 4,198 | 5,668 | 5,363 | 18 | |
| 85.Education | 18,124 | 24 | 504 | 520 | 594 | 12 | 1,223 | 4,198 | 5,668 | 5,363 | 18 | |
| Section Q - Human health and social work.activities | 9,888 | 33 | 551 | 570 | 517 | 13 | 1,078 | 3,270 | 2,795 | 1,046 | 15 | |
| 86.Human health activities | 7,726 | 14 | 281 | 335 | 315 | 4 | 700 | 2,683 | 2,512 | 873 | 9 | |
| 87.Residential care activities | 670 | 14 | 159 | 104 | 90 | 1 | 112 | 134 | 38 | 17 | 1 | |
| 88.Social work activities without accomodation | 1,492 | 5 | 111 | 131 | 112 | 8 | 266 | 453 | 245 | 156 | 5 | |
| Section R - Arts, entertainment and recreation | 1,865 | 12 | 135 | 104 | 191 | 6 | 342 | 685 | 286 | 102 | 2 | |
| 90.Creative,arts and entertainment activities | 142 | 2 | 8 | 7 | 27 | 2 | 31 | 39 | 18 | 8 | - | |
| 91.Libraries, archives,museums and other cultural act | 221 | 3 | 21 | 11 | 10 | - | 20 | 54 | 60 | 42 | - | |
| 92.Gambling and betting activities | 1,009 | 6 | 58 | 46 | 105 | 1 | 229 | 439 | 102 | 22 | 1 | |
| 93.Sports activities and amusement and recreation act | 493 | 1 | 48 | 40 | 49 | 3 | 62 | 153 | 106 | 30 | 1 | |
| Section S - Other service activities. | 3,827 | 18 | 353 | 283 | 648 | 59 | 862 | 1,127 | 372 | 98 | 7 | |
| 94.Activities of membership organisations | 852 | 5 | 96 | 86 | 94 | 2 | 95 | 237 | 163 | 71 | 3 | |
| 95.Repair of computers and personal household goods | 107 | 1 | 8 | 11 | 7 | 3 | 19 | 36 | 19 | 3 | - | |
| 96.Other personal service activities | 2,868 | 12 | 249 | 186 | 547 | 54 | 748 | 854 | 190 | 24 | 4 | |
| Section T - Activities of households as employers | 16,288 | 1,003 | 7,207 | 3,313 | 2,300 | 65 | 1,624 | 679 | 75 | 1 | 21 | |
| 97.Activities of households as employers of domestic personnel. | 16,288 | 1,003 | 7,207 | 3,313 | 2,300 | 65 | 1,624 | 679 | 75 | 1 | 21 | |
| Section U - Activities of extraterritorial organisations and bodies. | 154 | - | 4 | 2 | 4 | - | 6 | 43 | 47 | 48 | - | |
| 99.Activities of extraterritorial organisations and bodies. | 154 | - | 4 | 2 | 4 | - | 6 | 43 | 47 | 48 | - | |
| Not stated. | 487 | 7 | 318 | 12 | 86 | 2 | 15 | 17 | 20 | 8 | 2 | |

Table CA14 - Currently employed population 16 years of age and over by industry, educational attainment and sex

| Country, Island, Industry (section and division) and Sex | Total | Educational attainment | | | | | | | | | University degree or equivalent | Not stated |
|---|--------|-------------------------|-------------------------------------|---------------|------------------|--|---|-------------------------------|--------------------------------|-----|--|---------------|
| | | Nil + pre-primary | Primary | | Lower Secondary | | Upper Secondary | | | | | |
| | | | Std I - VI but not passed CPE | Passed CPE | Forms I - III | Forms I - III Pre- vocational | Forms IV - V but not passed SC | Passed SC or equivalent | Passed HSC or equivalent | | | |
| Island of Rodrigues | | | | | | | | | | | | |
| Both sexes | 15,415 | 783 | 6,390 | 1,536 | 1,354 | 314 | 1,141 | 2,490 | 1,017 | 364 | 26 | |
| Section A - Agriculture,forestry and fishing | 4,616 | 521 | 2,936 | 419 | 249 | 92 | 167 | 178 | 33 | 6 | 15 | |
| 01.Crop and animal production, hunting and related service activities | 3,077 | 347 | 1,870 | 323 | 179 | 63 | 128 | 121 | 27 | 6 | 13 | |
| 02.Forestry and logging. | 102 | 4 | 51 | 12 | 4 | 1 | 4 | 21 | 5 | - | - | |
| 03.Fishing and aquaculture | 1,437 | 170 | 1,015 | 84 | 66 | 28 | 35 | 36 | 1 | - | 2 | |
| Section B - Mining and quarrying. | 84 | 1 | 53 | 8 | 6 | 1 | 5 | 8 | 2 | - | - | |
| 05.Mining of coal and lignite. | - | - | - | - | - | - | - | - | - | - | - | |
| 06.Extraction of crude petroleum and natural gas | - | - | - | - | - | - | - | - | - | - | - | |
| 07.Mining of metal ores. | - | - | - | - | - | - | - | - | - | - | - | |
| 08.Other mining and quarrying. | 84 | 1 | 53 | 8 | 6 | 1 | 5 | 8 | 2 | - | - | |
| 09.Mining support service activities | - | - | - | - | - | - | - | - | - | - | - | |
| Section C - Manufacturing | 943 | 28 | 427 | 154 | 113 | 28 | 75 | 89 | 22 | 4 | 3 | |
| 10.Manufacture of food products. | 180 | 5 | 76 | 28 | 20 | 6 | 19 | 21 | 4 | 1 | - | |
| 11.Manufacture of beverages. | 23 | - | 10 | 1 | 2 | - | 1 | 6 | 2 | 1 | - | |
| 12.Manufacture of tobacco products | - | - | - | - | - | - | - | - | - | - | - | |
| 13.Manufacture of textiles | 46 | - | 27 | 3 | 4 | - | 3 | 8 | 1 | - | - | |
| 14.Manufacture of wearing apparel. | 206 | 2 | 77 | 58 | 30 | 2 | 22 | 11 | 3 | 1 | - | |
| 15.Manufacture of leather & related products | 10 | 4 | 5 | - | - | 1 | - | - | - | - | - | |
| 16.Manufacture of wood & of products of wood & cork, except furniture; manufacture of articles of straw & plaiting materials. | 39 | 4 | 20 | 5 | 4 | - | 3 | 2 | 1 | - | - | |
| 17.Manufacture of paper & paper products | - | - | - | - | - | - | - | - | - | - | - | |
| 18.Printing & reproduction of recorded media | 13 | - | 2 | 2 | 2 | - | - | 5 | 2 | - | - | |
| 19.Manufacture of coke and refined petroleum products | 1 | - | - | - | 1 | - | - | - | - | - | - | |
| 20.Manufacture of chemicals & chemical products | 5 | - | 1 | - | 3 | - | - | 1 | - | - | - | |
| 21.Manufacture of basic pharmaceutical products & pharmaceutical preparations | - | - | - | - | - | - | - | - | - | - | - | |
| 22.Manufacture of rubber & plastic products | 9 | - | 3 | 2 | 1 | - | 2 | 1 | - | - | - | |
| 23.Manufacture of other non-metallic mineral products | 25 | 1 | 13 | 1 | 2 | 1 | 2 | 4 | - | 1 | - | |
| 24.Manufacturing of basic metals | 1 | - | - | - | 1 | - | - | - | - | - | - | |
| 25.Manufacture of fabricated metal products,except machinery & equipment | 99 | 1 | 46 | 10 | 17 | 7 | 8 | 7 | 3 | - | - | |
| 26.Man of computer,electronic & optical.products | - | - | - | - | - | - | - | - | - | - | - | |
| 27.Manufacture of electrical equipment | - | - | - | - | - | - | - | - | - | - | - | |
| 28.Manufacture of machinery & equipment.n.e.c | 1 | - | - | - | - | - | - | - | 1 | - | - | |
| 29.Man. of motor vehicles, trailers & semi-trailers | - | - | - | - | - | - | - | - | - | - | - | |
| 30.Manufacture of other transport equipment | 5 | - | 4 | - | - | 1 | - | - | - | - | - | |
| 31.Manufacture of furniture. | 109 | 2 | 59 | 17 | 8 | 7 | 8 | 7 | 1 | - | - | |
| 32.Other manufacturing | 165 | 9 | 80 | 26 | 17 | 3 | 7 | 16 | 4 | - | 3 | |
| 33.Repair & installation of machinery and equipment | 6 | - | 4 | 1 | 1 | - | - | - | - | - | - | |
| Section D - Electricity, gas, steam & air conditioning supply. | 102 | - | 7 | 6 | 4 | 1 | 21 | 48 | 9 | 6 | - | |
| 35.Electricity, gas, steam & air conditioning supply | 102 | - | 7 | 6 | 4 | 1 | 21 | 48 | 9 | 6 | - | |
| Section E - Water supply,sewerage,waste management & remediation activities. | 274 | 15 | 104 | 34 | 18 | - | 22 | 63 | 14 | 4 | - | |
| 36.Water collection,treatment & supply | 260 | 15 | 99 | 32 | 17 | - | 20 | 59 | 14 | 4 | - | |
| 37.Sewerage. | 2 | - | 1 | - | - | - | 1 | - | - | - | - | |
| 38.Waste collection,treatment & disposal activities; materials recovery. | 12 | - | 4 | 2 | 1 | - | 1 | 4 | - | - | - | |
| 39.Remediation activities & other waste management services. | - | - | - | - | - | - | - | - | - | - | - | |

Table CA14 - Currently employed population 16 years of age and over by industry, educational attainment and sex

| Country, Island, Industry (section and division) and Sex | Total | Educational attainment | | | | | | | | | Not stated |
|--|-------|-------------------------|-------------------------------------|---------------|------------------|--|---|-------------------------------|--------------------------------|--|---------------|
| | | Nil + pre-primary | Primary | | Lower Secondary | | Upper Secondary | | | University degree or equivalent | |
| | | | Std I - VI but not passed CPE | Passed CPE | Forms I - III | Forms I - III Pre- vocational | Forms IV - V but not passed SC | Passed SC or equivalent | Passed HSC or equivalent | | |
| Island of Rodrigues | | | | | | | | | | | |
| Section F - Construction | 1,319 | 35 | 684 | 136 | 154 | 53 | 103 | 128 | 21 | 4 | 1 |
| 41.Construction of buildings | 1,045 | 32 | 565 | 111 | 110 | 45 | 71 | 95 | 11 | 4 | 1 |
| 42.Civil engineering | 141 | 2 | 62 | 15 | 21 | 1 | 15 | 17 | 8 | - | - |
| 43.Specialised construction activities | 133 | 1 | 57 | 10 | 23 | 7 | 17 | 16 | 2 | - | - |
| Section G - Wholesale & retail trade,repair of motor vehicles & motorcycles. | 1,571 | 39 | 527 | 183 | 205 | 54 | 174 | 296 | 85 | 5 | 3 |
| 45.Wholesale and retail trade and repair of motor vehicles & motorcycles. | 177 | 2 | 60 | 24 | 32 | 10 | 18 | 26 | 5 | - | - |
| 46.Wholesale trade, except for m.vehicles & m.cycles | 210 | 8 | 67 | 12 | 22 | 5 | 28 | 43 | 23 | 2 | - |
| 47.Retail trade, except for m.vehicles & m.cycles | 1,184 | 29 | 400 | 147 | 151 | 39 | 128 | 227 | 57 | 3 | 3 |
| Section H - Transportation and storage. | 617 | 7 | 247 | 71 | 89 | 11 | 62 | 92 | 29 | 8 | 1 |
| 49.Land transport and transport via pipelines | 384 | 3 | 179 | 42 | 67 | 10 | 39 | 39 | 4 | 1 | - |
| 50.Water transport | 19 | - | 7 | 3 | 2 | - | 1 | 5 | 1 | - | - |
| 51.Air transport | 25 | - | 5 | 1 | 2 | 1 | 1 | 4 | 10 | 1 | - |
| 52.Warehousing & support act. for transportation | 143 | 4 | 55 | 15 | 7 | - | 19 | 27 | 9 | 6 | 1 |
| 53.Postal and courier activities | 46 | - | 1 | 10 | 11 | - | 2 | 17 | 5 | - | - |
| Section I - Accomodation and food service activities | 864 | 9 | 272 | 93 | 125 | 27 | 116 | 188 | 29 | 5 | - |
| 55.Accomodation. | 502 | 4 | 140 | 49 | 69 | 17 | 74 | 127 | 18 | 4 | - |
| 56.Food and beverage service activities. | 362 | 5 | 132 | 44 | 56 | 10 | 42 | 61 | 11 | 1 | - |
| Section J - Information and communication | 142 | 2 | 12 | 10 | 16 | - | 19 | 39 | 34 | 10 | - |
| 58.Publishing activities | 18 | - | 2 | 1 | 1 | - | 4 | 7 | 2 | 1 | - |
| 59.Motion picture, video and TV programme production, sound recording and music publishing.activities | 5 | - | - | 1 | 1 | - | - | 1 | 2 | - | - |
| 60.Programming and broadcasting activities | 32 | 1 | 2 | 2 | 5 | - | 6 | 9 | 7 | - | - |
| 61.Telecommunications. | 68 | 1 | 7 | 6 | 8 | - | 7 | 18 | 16 | 5 | - |
| 62.Computer programming, consultancy & related act. | 14 | - | 1 | - | - | - | 1 | 2 | 6 | 4 | - |
| 63.Information service activities. | 5 | - | - | - | 1 | - | 1 | 2 | 1 | - | - |
| Section K - Financial and insurance activities | 153 | - | 7 | 6 | 6 | - | 12 | 53 | 59 | 10 | - |
| 64.Financial service activities, except insurance & pension funding | 112 | - | 5 | 5 | 4 | - | 6 | 35 | 48 | 9 | - |
| 65.Insurance,reinsurance and pension funding, except compulsory social security. | 37 | - | 2 | 1 | 2 | - | 4 | 17 | 10 | 1 | - |
| 66.Activities auxiliary to financial service and insurance activities. | 4 | - | - | - | - | - | 2 | 1 | 1 | - | - |
| Section L - Real estate activities. | 7 | - | 2 | - | 1 | - | - | 3 | - | 1 | - |
| 68.Real estate activities. | 7 | - | 2 | - | 1 | - | - | 3 | - | 1 | - |
| Section M - Professional, scientific & technical act. | 108 | 3 | 32 | 5 | 10 | - | 7 | 19 | 20 | 12 | - |
| 69.Legal and accounting activities | 4 | - | - | - | - | - | - | - | 3 | 1 | - |
| 70.Act.of head offices;management consultancy act. | 5 | - | 1 | - | - | - | - | 3 | 1 | - | - |
| 71.Architectural and engineering activities;technical testing & analysis. | 13 | - | 3 | - | 2 | - | 2 | 2 | 1 | 3 | - |
| 72.Scientific research and development | 48 | 3 | 23 | 3 | 5 | - | 2 | 6 | 5 | 1 | - |
| 73.Advertising and market research | 1 | - | - | - | - | - | - | - | - | 1 | - |
| 74.Other professional, scientific and technical act. | 28 | - | 2 | - | 3 | - | 3 | 7 | 10 | 3 | - |
| 75.Veterinary activities | 9 | - | 3 | 2 | - | - | - | 1 | - | 3 | - |

Table CA14 - Currently employed population 16 years of age and over by industry, educational attainment and sex

| Country, Island, Industry (section and division) and Sex | Total | Educational attainment | | | | | | | | | | |
|--|-------|-------------------------|-------------------------------------|---------------|------------------|--|---|-------------------------------|--------------------------------|--|---------------|---|
| | | Nil + pre-primary | Primary | | Lower Secondary | | Upper Secondary | | | University degree or equivalent | Not stated | |
| | | | Std I - VI but not passed CPE | Passed CPE | Forms I - III | Forms I - III Pre- vocational | Forms IV - V but not passed SC | Passed SC or equivalent | Passed HSC or equivalent | | | |
| Island of Rodrigues | | | | | | | | | | | | |
| Section N - Administrative and support service act. | 362 | 9 | 143 | 37 | 48 | 10 | 45 | 53 | 14 | 3 | - | - |
| 77.Rental and leasing activities | 8 | - | 2 | 1 | - | - | - | 4 | 1 | - | - | - |
| 78.Employment activities | 3 | - | - | - | - | - | - | 2 | - | 1 | - | - |
| 79.Travel agency,tour operator,reservation service and related activities. | 57 | 1 | 8 | 5 | 11 | - | 13 | 15 | 4 | - | - | - |
| 80.Security and investigation activities | 96 | 1 | 39 | 13 | 13 | 3 | 14 | 11 | 2 | - | - | - |
| 81.Services to buildings and landscape activities | 185 | 7 | 93 | 18 | 24 | 7 | 16 | 16 | 3 | 1 | - | - |
| 82.Office administrative,office support and other business support activities | 13 | - | 1 | - | - | - | 2 | 5 | 4 | 1 | - | - |
| Section O - Public administration and defence; compulsory social security. | 1,579 | 41 | 306 | 124 | 85 | 3 | 101 | 573 | 273 | 72 | 1 | 1 |
| 84.Public administration and defence;compulsory social security | 1,579 | 41 | 306 | 124 | 85 | 3 | 101 | 573 | 273 | 72 | 1 | 1 |
| Section P - Education | 1,009 | 4 | 66 | 71 | 63 | 2 | 73 | 325 | 234 | 170 | 1 | 1 |
| 85.Education | 1,009 | 4 | 66 | 71 | 63 | 2 | 73 | 325 | 234 | 170 | 1 | 1 |
| Section Q - Human health and social work.activities | 672 | 10 | 106 | 81 | 59 | 2 | 57 | 205 | 121 | 31 | - | - |
| 86.Human health activities | 544 | 7 | 78 | 61 | 51 | 2 | 40 | 166 | 111 | 28 | - | - |
| 87.Residential care activities | 16 | 1 | 7 | 1 | 1 | - | 4 | 2 | - | - | - | - |
| 88.Social work activities without accomodation | 112 | 2 | 21 | 19 | 7 | - | 13 | 37 | 10 | 3 | - | - |
| Section R - Arts, entertainment and recreation | 148 | 3 | 31 | 11 | 19 | 5 | 16 | 48 | 9 | 6 | - | - |
| 90.Creative,arts and entertainment activities | 8 | - | 3 | - | 1 | - | 3 | 1 | - | - | - | - |
| 91.Libraries, archives,museums and other cultural act | 40 | 2 | 10 | 2 | 4 | 1 | 1 | 12 | 4 | 4 | - | - |
| 92.Gambling and betting activities | 52 | - | 5 | 4 | 6 | 3 | 6 | 25 | 2 | 1 | - | - |
| 93.Sports activities and amusement and recreation act | 48 | 1 | 13 | 5 | 8 | 1 | 6 | 10 | 3 | 1 | - | - |
| Section S - Other service activities. | 204 | - | 61 | 21 | 30 | 6 | 27 | 48 | 6 | 5 | - | - |
| 94.Activities of membership organisations | 79 | - | 15 | 10 | 12 | - | 12 | 22 | 3 | 5 | - | - |
| 95.Repair of computers and personal household goods | 24 | - | 11 | - | 3 | 2 | 2 | 4 | 2 | - | - | - |
| 96.Other personal service activities | 101 | - | 35 | 11 | 15 | 4 | 13 | 22 | 1 | - | - | - |
| Section T - Activities of households as employers | 619 | 54 | 359 | 66 | 53 | 18 | 37 | 28 | 3 | - | 1 | 1 |
| 97.Activities of households as employers of domestic personnel. | 619 | 54 | 359 | 66 | 53 | 18 | 37 | 28 | 3 | - | 1 | 1 |
| Section U - Activities of extraterritorial organisations and bodies. | 5 | - | 1 | - | - | - | 1 | 1 | - | 2 | - | - |
| 99.Activities of extraterritorial organisations and bodies. | 5 | - | 1 | - | - | - | 1 | 1 | - | 2 | - | - |
| Not stated. | 17 | 2 | 7 | - | 1 | 1 | 1 | 5 | - | - | - | - |

Table CA14 - Currently employed population 16 years of age and over by industry, educational attainment and sex

| Country, Island, Industry (section and division) and Sex | Total | Educational attainment | | | | | | | | | University degree or equivalent | Not stated |
|---|-------|-------------------------|-------------------------------------|---------------|------------------|--|---|-------------------------------|--------------------------------|-----|--|---------------|
| | | Nil + pre-primary | Primary | | Lower Secondary | | Upper Secondary | | | | | |
| | | | Std I - VI but not passed CPE | Passed CPE | Forms I - III | Forms I - III Pre- vocational | Forms IV - V but not passed SC | Passed SC or equivalent | Passed HSC or equivalent | | | |
| Island of Rodrigues | | | | | | | | | | | | |
| Male | 9,524 | 457 | 4,189 | 897 | 846 | 259 | 662 | 1,441 | 536 | 218 | 19 | |
| Section A - Agriculture,forestry and fishing | 2,653 | 289 | 1,721 | 197 | 135 | 77 | 79 | 115 | 21 | 6 | 13 | |
| 01.Crop and animal production, hunting and related service activities | 1,234 | 137 | 736 | 110 | 71 | 48 | 40 | 59 | 16 | 6 | 11 | |
| 02.Forestry and logging. | 98 | 4 | 51 | 12 | 1 | 1 | 4 | 21 | 4 | - | - | |
| 03.Fishing and aquaculture | 1,321 | 148 | 934 | 75 | 63 | 28 | 35 | 35 | 1 | - | 2 | |
| Section B - Mining and quarrying. | 79 | 1 | 53 | 7 | 5 | 1 | 5 | 6 | 1 | - | - | |
| 05.Mining of coal and lignite. | - | - | - | - | - | - | - | - | - | - | - | |
| 06.Extraction of crude petroleum and natural gas | - | - | - | - | - | - | - | - | - | - | - | |
| 07.Mining of metal ores. | - | - | - | - | - | - | - | - | - | - | - | |
| 08.Other mining and quarrying. | 79 | 1 | 53 | 7 | 5 | 1 | 5 | 6 | 1 | - | - | |
| 09.Mining support service activities . . | - | - | - | - | - | - | - | - | - | - | - | |
| Section C - Manufacturing | 475 | 10 | 225 | 61 | 56 | 25 | 39 | 42 | 11 | 4 | 2 | |
| 10.Manufacture of food products. | 103 | 2 | 47 | 14 | 10 | 6 | 11 | 11 | 1 | 1 | - | |
| 11.Manufacture of beverages. | 20 | - | 10 | - | 2 | - | 1 | 5 | 1 | 1 | - | |
| 12.Manufacture of tobacco products | - | - | - | - | - | - | - | - | - | - | - | |
| 13.Manufacture of textiles | 4 | - | 1 | 1 | - | - | - | 1 | 1 | - | - | |
| 14.Manufacture of wearing apparel. | 37 | - | 12 | 9 | 3 | 2 | 5 | 2 | 3 | 1 | - | |
| 15.Manufacture of leather & related products | 6 | 2 | 3 | - | - | 1 | - | - | - | - | - | |
| 16.Manufacture of wood & of products of wood & cork, except furniture; manufacture of articles of straw & plaiting materials. | 25 | - | 16 | 2 | 3 | - | 3 | 1 | - | - | - | |
| 17.Manufacture of paper & paper products | - | - | - | - | - | - | - | - | - | - | - | |
| 18.Printing & reproduction of recorded media | 10 | - | 2 | 1 | 2 | - | - | 4 | 1 | - | - | |
| 19.Manufacture of coke and refined petroleum products | 1 | - | - | - | 1 | - | - | - | - | - | - | |
| 20.Manufacture of chemicals & chemical products | 2 | - | - | - | 1 | - | - | 1 | - | - | - | |
| 21.Manufacture of basic pharmaceutical products & pharmaceutical preparations | - | - | - | - | - | - | - | - | - | - | - | |
| 22.Manufacture of rubber & plastic products | 8 | - | 2 | 2 | 1 | - | 2 | 1 | - | - | - | |
| 23.Manufacture of other non-metallic mineral products | 24 | 1 | 13 | 1 | 2 | 1 | 2 | 3 | - | 1 | - | |
| 24.Manufacturing of basic metals | 1 | - | - | - | 1 | - | - | - | - | - | - | |
| 25.Manufacture of fabricated metal products,except machinery & equipment | 96 | 1 | 45 | 10 | 17 | 7 | 7 | 6 | 3 | - | - | |
| 26.Man of computer,electronic & optical.products | - | - | - | - | - | - | - | - | - | - | - | |
| 27.Manufacture of electrical equipment . . | - | - | - | - | - | - | - | - | - | - | - | |
| 28.Manufacture of machinery & equipment.n.e.c | - | - | - | - | - | - | - | - | - | - | - | |
| 29.Man. of motor vehicles, trailers & semi-trailers | - | - | - | - | - | - | - | - | - | - | - | |
| 30.Manufacture of other transport equipment | 3 | - | 2 | - | - | 1 | - | - | - | - | - | |
| 31.Manufacture of furniture. | 106 | 2 | 58 | 17 | 8 | 7 | 8 | 5 | 1 | - | - | |
| 32.Other manufacturing | 23 | 2 | 10 | 3 | 4 | - | - | 2 | - | - | 2 | |
| 33.Repair & installation of machinery and equipment | 6 | - | 4 | 1 | 1 | - | - | - | - | - | - | |
| Section D - Electricity, gas, steam & air conditioning supply. | 93 | - | 5 | 6 | 4 | 1 | 20 | 45 | 7 | 5 | - | |
| 35.Electricity, gas, steam & air conditioning supply | 93 | - | 5 | 6 | 4 | 1 | 20 | 45 | 7 | 5 | - | |
| Section E - Water supply,sewerage,waste management & remediation activities. | 258 | 15 | 103 | 33 | 17 | - | 22 | 56 | 9 | 3 | - | |
| 36.Water collection,treatment & supply . . | 246 | 15 | 98 | 32 | 16 | - | 20 | 53 | 9 | 3 | - | |
| 37.Sewerage. | 2 | - | 1 | - | - | - | 1 | - | - | - | - | |
| 38.Waste collection,treatment & disposal activities; materials recovery. | 10 | - | 4 | 1 | 1 | - | 1 | 3 | - | - | - | |
| 39.Remediation activities & other waste management services. | - | - | - | - | - | - | - | - | - | - | - | |

Table CA14 - Currently employed population 16 years of age and over by industry, educational attainment and sex

| Country, Island, Industry (section and division) and Sex | Total | Educational attainment | | | | | | | | | University degree or equivalent | Not stated |
|--|-------|-------------------------|-------------------------------------|---------------|------------------|--|---|-------------------------------|--------------------------------|----|--|---------------|
| | | Nil + pre-primary | Primary | | Lower Secondary | | Upper Secondary | | | | | |
| | | | Std I - VI but not passed CPE | Passed CPE | Forms I - III | Forms I - III Pre- vocational | Forms IV - V but not passed SC | Passed SC or equivalent | Passed HSC or equivalent | | | |
| Island of Rodrigues | | | | | | | | | | | | |
| Section F - Construction | 1,297 | 35 | 680 | 134 | 152 | 53 | 101 | 121 | 16 | 4 | 1 | |
| 41.Construction of buildings | 1,027 | 32 | 562 | 109 | 108 | 45 | 70 | 89 | 7 | 4 | 1 | |
| 42.Civil engineering | 138 | 2 | 61 | 15 | 21 | 1 | 15 | 16 | 7 | - | - | |
| 43.Specialised construction activities | 132 | 1 | 57 | 10 | 23 | 7 | 16 | 16 | 2 | - | - | |
| Section G - Wholesale & retail trade,repair of motor vehicles & motorcycles. | 878 | 19 | 343 | 91 | 123 | 44 | 84 | 122 | 49 | 3 | - | |
| 45.Wholesale and retail trade and repair of motor vehicles & motorcycles. | 159 | 2 | 59 | 22 | 30 | 10 | 16 | 16 | 4 | - | - | |
| 46.Wholesale trade, except for m.vehicles & m.cycles | 166 | 8 | 66 | 10 | 20 | 5 | 21 | 22 | 12 | 2 | - | |
| 47.Retail trade, except for m.vehicles & m.cycles | 553 | 9 | 218 | 59 | 73 | 29 | 47 | 84 | 33 | 1 | - | |
| Section H - Transportation and storage. | 569 | 7 | 244 | 68 | 87 | 11 | 59 | 71 | 14 | 7 | 1 | |
| 49.Land transport and transport via pipelines | 375 | 3 | 178 | 39 | 65 | 10 | 38 | 39 | 2 | 1 | - | |
| 50.Water transport | 16 | - | 7 | 3 | 2 | - | 1 | 2 | 1 | - | - | |
| 51.Air transport | 18 | - | 5 | 1 | 2 | 1 | 1 | 4 | 4 | - | - | |
| 52.Warehousing & support act. for transportation | 124 | 4 | 53 | 15 | 7 | - | 17 | 17 | 4 | 6 | 1 | |
| 53.Postal and courier activities | 36 | - | 1 | 10 | 11 | - | 2 | 9 | 3 | - | - | |
| Section I - Accomodation and food service activities | 405 | 3 | 144 | 30 | 63 | 15 | 51 | 82 | 12 | 5 | - | |
| 55.Accomodation. | 257 | 2 | 83 | 21 | 39 | 9 | 32 | 59 | 8 | 4 | - | |
| 56.Food and beverage service activities. | 148 | 1 | 61 | 9 | 24 | 6 | 19 | 23 | 4 | 1 | - | |
| Section J - Information and communication | 104 | 2 | 9 | 9 | 12 | - | 18 | 24 | 21 | 9 | - | |
| 58.Publishing activities | 13 | - | 2 | 1 | 1 | - | 4 | 2 | 2 | 1 | - | |
| 59.Motion picture, video and TV programme production, sound recording and music publishing.activities | 3 | - | - | 1 | 1 | - | - | 1 | - | - | - | |
| 60.Programming and broadcasting activities | 23 | 1 | 2 | 2 | 4 | - | 6 | 3 | 5 | - | - | |
| 61.Telecommunications. | 54 | 1 | 4 | 5 | 6 | - | 7 | 17 | 10 | 4 | - | |
| 62.Computer programming, consultancy & related act. | 8 | - | 1 | - | - | - | - | - | 3 | 4 | - | |
| 63.Information service activities. | 3 | - | - | - | - | - | 1 | 1 | 1 | - | - | |
| Section K - Financial and insurance activities | 76 | - | 2 | 5 | 6 | - | 8 | 27 | 23 | 5 | - | |
| 64.Financial service activities, except insurance & pension funding | 60 | - | 2 | 5 | 4 | - | 5 | 23 | 17 | 4 | - | |
| 65.Insurance,reinsurance and pension funding, except compulsory social security. | 15 | - | - | - | 2 | - | 2 | 4 | 6 | 1 | - | |
| 66.Activities auxiliary to financial service and insurance activities. | 1 | - | - | - | - | - | 1 | - | - | - | - | |
| Section L - Real estate activities. | 5 | - | 2 | - | 1 | - | - | 2 | - | - | - | |
| 68.Real estate activities. | 5 | - | 2 | - | 1 | - | - | 2 | - | - | - | |
| Section M - Professional, scientific & technical act. | 87 | 3 | 28 | 5 | 8 | - | 4 | 16 | 12 | 11 | - | |
| 69.Legal and accounting activities | 2 | - | - | - | - | - | - | - | 1 | 1 | - | |
| 70.Act.of head offices;management consultancy act. | 1 | - | - | - | - | - | - | 1 | - | - | - | |
| 71.Architectural and engineering activities;technical testing & analysis. | 11 | - | 2 | - | 1 | - | 2 | 2 | 1 | 3 | - | |
| 72.Scientific research and development | 41 | 3 | 22 | 3 | 5 | - | - | 5 | 2 | 1 | - | |
| 73.Advertising and market research | 1 | - | - | - | - | - | - | - | - | 1 | - | |
| 74.Other professional, scientific and technical act. | 24 | - | 2 | - | 2 | - | 2 | 7 | 8 | 3 | - | |
| 75.Veterinary activities | 7 | - | 2 | 2 | - | - | - | 1 | - | 2 | - | |

Table CA14 - Currently employed population 16 years of age and over by industry, educational attainment and sex

| Country, Island, Industry (section and division) and Sex | Total | Educational attainment | | | | | | | | | University degree or equivalent | Not stated |
|--|-------|-------------------------|-------------------------------------|---------------|------------------|--|---|-------------------------------|--------------------------------|----|--|---------------|
| | | Nil + pre-primary | Primary | | Lower Secondary | | Upper Secondary | | | | | |
| | | | Std I - VI but not passed CPE | Passed CPE | Forms I - III | Forms I - III Pre- vocational | Forms IV - V but not passed SC | Passed SC or equivalent | Passed HSC or equivalent | | | |
| Island of Rodrigues | | | | | | | | | | | | |
| Section N - Administrative and support service act. | 273 | 7 | 107 | 32 | 35 | 10 | 33 | 37 | 10 | 2 | - | |
| 77.Rental and leasing activities | 7 | - | 2 | 1 | - | - | - | 3 | 1 | - | - | |
| 78.Employment activities | 3 | - | - | - | - | - | - | 2 | - | 1 | - | |
| 79.Travel agency,tour operator,reservation service and related activities. | 39 | 1 | 6 | 5 | 8 | - | 11 | 6 | 2 | - | - | |
| 80.Security and investigation activities | 89 | 1 | 35 | 12 | 12 | 3 | 13 | 11 | 2 | - | - | |
| 81.Services to buildings and landscape activities | 131 | 5 | 64 | 14 | 15 | 7 | 9 | 13 | 3 | 1 | - | |
| 82.Office administrative,office support and other business support activities | 4 | - | - | - | - | - | - | 2 | 2 | - | - | |
| Section O - Public administration and defence; compulsory social security. | 1,231 | 41 | 294 | 115 | 67 | 2 | 72 | 425 | 169 | 45 | 1 | |
| 84.Public administration and defence;compulsory social security | 1,231 | 41 | 294 | 115 | 67 | 2 | 72 | 425 | 169 | 45 | 1 | |
| Section P - Education | 462 | 4 | 49 | 44 | 25 | 2 | 29 | 137 | 91 | 81 | - | |
| 85.Education | 462 | 4 | 49 | 44 | 25 | 2 | 29 | 137 | 91 | 81 | - | |
| Section Q - Human health and social work.activities | 302 | 9 | 68 | 45 | 23 | 1 | 15 | 63 | 58 | 20 | - | |
| 86.Human health activities | 267 | 7 | 59 | 38 | 23 | 1 | 13 | 54 | 52 | 20 | - | |
| 87.Residential care activities | 1 | 1 | - | - | - | - | - | - | - | - | - | |
| 88.Social work activities without accomodation | 34 | 1 | 9 | 7 | - | - | 2 | 9 | 6 | - | - | |
| Section R - Arts, entertainment and recreation | 93 | 3 | 25 | 6 | 14 | 5 | 7 | 22 | 7 | 4 | - | |
| 90.Creative,arts and entertainment activities | 5 | - | 2 | - | - | - | 2 | 1 | - | - | - | |
| 91.Libraries, archives,museums and other cultural act | 27 | 2 | 9 | 2 | 2 | 1 | 1 | 5 | 3 | 2 | - | |
| 92.Gambling and betting activities | 26 | - | 2 | 1 | 5 | 3 | 1 | 11 | 2 | 1 | - | |
| 93.Sports activities and amusement and recreation act | 35 | 1 | 12 | 3 | 7 | 1 | 3 | 5 | 2 | 1 | - | |
| Section S - Other service activities. | 78 | - | 26 | 4 | 10 | 2 | 11 | 19 | 4 | 2 | - | |
| 94.Activities of membership organisations | 35 | - | 8 | 2 | 5 | - | 7 | 10 | 1 | 2 | - | |
| 95.Repair of computers and personal household goods | 19 | - | 9 | - | 1 | 2 | 2 | 3 | 2 | - | - | |
| 96.Other personal service activities | 24 | - | 9 | 2 | 4 | - | 2 | 6 | 1 | - | - | |
| Section T - Activities of households as employers | 91 | 7 | 56 | 5 | 2 | 9 | 3 | 7 | 1 | - | 1 | |
| 97.Activities of households as employers of domestic personnel. | 91 | 7 | 56 | 5 | 2 | 9 | 3 | 7 | 1 | - | 1 | |
| Section U - Activities of extraterritorial organisations and bodies. | 4 | - | 1 | - | - | - | 1 | - | - | 2 | - | |
| 99.Activities of extraterritorial organisations and bodies. | 4 | - | 1 | - | - | - | 1 | - | - | 2 | - | |
| Not stated. | 11 | 2 | 4 | - | 1 | 1 | 1 | 2 | - | - | - | |

Table CA14 - Currently employed population 16 years of age and over by industry, educational attainment and sex

| Country, Island, Industry (section and division) and Sex | Total | Educational attainment | | | | | | | | | University degree or equivalent | Not stated |
|---|-------|-------------------------|-------------------------------------|---------------|------------------|--|---|-------------------------------|--------------------------------|-----|--|---------------|
| | | Nil + pre-primary | Primary | | Lower Secondary | | Upper Secondary | | | | | |
| | | | Std I - VI but not passed CPE | Passed CPE | Forms I - III | Forms I - III Pre- vocational | Forms IV - V but not passed SC | Passed SC or equivalent | Passed HSC or equivalent | | | |
| Island of Rodrigues | | | | | | | | | | | | |
| Female | 5,891 | 326 | 2,201 | 639 | 508 | 55 | 479 | 1,049 | 481 | 146 | 7 | |
| Section A - Agriculture,forestry and fishing | 1,963 | 232 | 1,215 | 222 | 114 | 15 | 88 | 63 | 12 | - | 2 | |
| 01.Crop and animal production, hunting and related service activities. | 1,843 | 210 | 1,134 | 213 | 108 | 15 | 88 | 62 | 11 | - | 2 | |
| 02.Forestry and logging. | 4 | - | - | - | 3 | - | - | - | 1 | - | - | |
| 03.Fishing and aquaculture | 116 | 22 | 81 | 9 | 3 | - | - | 1 | - | - | - | |
| Section B - Mining and quarrying. | 5 | - | - | 1 | 1 | - | - | 2 | 1 | - | - | |
| 05.Mining of coal and lignite. | - | - | - | - | - | - | - | - | - | - | - | |
| 06.Extraction of crude petroleum and natural gas | - | - | - | - | - | - | - | - | - | - | - | |
| 07.Mining of metal ores. | - | - | - | - | - | - | - | - | - | - | - | |
| 08.Other mining and quarrying. | 5 | - | - | 1 | 1 | - | - | 2 | 1 | - | - | |
| 09.Mining support service activities . . | - | - | - | - | - | - | - | - | - | - | - | |
| Section C - Manufacturing | 468 | 18 | 202 | 93 | 57 | 3 | 36 | 47 | 11 | - | 1 | |
| 10.Manufacture of food products. | 77 | 3 | 29 | 14 | 10 | - | 8 | 10 | 3 | - | - | |
| 11.Manufacture of beverages. | 3 | - | - | 1 | - | - | - | 1 | 1 | - | - | |
| 12.Manufacture of tobacco products . . . | - | - | - | - | - | - | - | - | - | - | - | |
| 13.Manufacture of textiles | 42 | - | 26 | 2 | 4 | - | 3 | 7 | - | - | - | |
| 14.Manufacture of wearing apparel. . . . | 169 | 2 | 65 | 49 | 27 | - | 17 | 9 | - | - | - | |
| 15.Manufacture of leather & related products | 4 | 2 | 2 | - | - | - | - | - | - | - | - | |
| 16.Manufacture of wood & of products of wood & cork, except furniture; manufacture of articles of straw & plaiting materials. | 14 | 4 | 4 | 3 | 1 | - | - | 1 | 1 | - | - | |
| 17.Manufacture of paper & paper products | - | - | - | - | - | - | - | - | - | - | - | |
| 18.Printing & reproduction of recorded media | 3 | - | - | 1 | - | - | - | 1 | 1 | - | - | |
| 19.Manufacture of coke and refined petroleum products | - | - | - | - | - | - | - | - | - | - | - | |
| 20.Manufacture of chemicals & chemical products | 3 | - | 1 | - | 2 | - | - | - | - | - | - | |
| 21.Manufacture of basic pharmaceutical products & pharmaceutical preparations | - | - | - | - | - | - | - | - | - | - | - | |
| 22.Manufacture of rubber & plastic products | 1 | - | 1 | - | - | - | - | - | - | - | - | |
| 23.Manufacture of other non-metallic mineral products | 1 | - | - | - | - | - | - | 1 | - | - | - | |
| 24.Manufacturing of basic metals | - | - | - | - | - | - | - | - | - | - | - | |
| 25.Manufacture of fabricated metal products,except machinery & equipment | 3 | - | 1 | - | - | - | 1 | 1 | - | - | - | |
| 26.Man of computer,electronic & optical.products | - | - | - | - | - | - | - | - | - | - | - | |
| 27.Manufacture of electrical equipment . | - | - | - | - | - | - | - | - | - | - | - | |
| 28.Manufacture of machinery & equipment.n.e.c | 1 | - | - | - | - | - | - | - | 1 | - | - | |
| 29.Man. of motor vehicles, trailers & semi-trailers | - | - | - | - | - | - | - | - | - | - | - | |
| 30.Manufacture of other transport equipment | 2 | - | 2 | - | - | - | - | - | - | - | - | |
| 31.Manufacture of furniture. | 3 | - | 1 | - | - | - | - | 2 | - | - | - | |
| 32.Other manufacturing | 142 | 7 | 70 | 23 | 13 | 3 | 7 | 14 | 4 | - | 1 | |
| 33.Repair & installation of machinery and equipment | - | - | - | - | - | - | - | - | - | - | - | |
| Section D - Electricity, gas, steam & air conditioning supply. | 9 | - | 2 | - | - | - | 1 | 3 | 2 | 1 | - | |
| 35.Electricity, gas, steam & air conditioning supply | 9 | - | 2 | - | - | - | 1 | 3 | 2 | 1 | - | |
| Section E - Water supply,sewerage,waste management & remediation activities. | 16 | - | 1 | 1 | 1 | - | - | 7 | 5 | 1 | - | |
| 36.Water collection,treatment & supply . | 14 | - | 1 | - | 1 | - | - | 6 | 5 | 1 | - | |
| 37.Sewerage. | - | - | - | - | - | - | - | - | - | - | - | |
| 38.Waste collection,treatment & disposal activities; materials recovery. | 2 | - | - | 1 | - | - | - | 1 | - | - | - | |
| 39.Remediation activities & other waste management services. | - | - | - | - | - | - | - | - | - | - | - | |

Table CA14 - Currently employed population 16 years of age and over by industry, educational attainment and sex

| Country, Island, Industry (section and division) and Sex | Total | Educational attainment | | | | | | | | | |
|--|-------|-------------------------|-------------------------------------|---------------|------------------|--|---|-------------------------------|--------------------------------|--|---------------|
| | | Nil + pre-primary | Primary | | Lower Secondary | | Upper Secondary | | | University degree or equivalent | Not stated |
| | | | Std I - VI but not passed CPE | Passed CPE | Forms I - III | Forms I - III Pre- vocational | Forms IV - V but not passed SC | Passed SC or equivalent | Passed HSC or equivalent | | |
| Island of Rodrigues | | | | | | | | | | | |
| Section F - Construction | 22 | - | 4 | 2 | 2 | - | 2 | 7 | 5 | - | - |
| 41.Construction of buildings | 18 | - | 3 | 2 | 2 | - | 1 | 6 | 4 | - | - |
| 42.Civil engineering | 3 | - | 1 | - | - | - | - | 1 | 1 | - | - |
| 43.Specialised construction activities | 1 | - | - | - | - | - | 1 | - | - | - | - |
| Section G - Wholesale & retail trade, repair of motor vehicles & motorcycles | 693 | 20 | 184 | 92 | 82 | 10 | 90 | 174 | 36 | 2 | 3 |
| 45.Wholesale and retail trade and repair of motor vehicles & motorcycles | 18 | - | 1 | 2 | 2 | - | 2 | 10 | 1 | - | - |
| 46.Wholesale trade, except for m.vehicles & m.cycles | 44 | - | 1 | 2 | 2 | - | 7 | 21 | 11 | - | - |
| 47.Retail trade, except for m.vehicles & m.cycles | 631 | 20 | 182 | 88 | 78 | 10 | 81 | 143 | 24 | 2 | 3 |
| Section H - Transportation and storage | 48 | - | 3 | 3 | 2 | - | 3 | 21 | 15 | 1 | - |
| 49.Land transport and transport via pipelines | 9 | - | 1 | 3 | 2 | - | 1 | - | 2 | - | - |
| 50.Water transport | 3 | - | - | - | - | - | - | 3 | - | - | - |
| 51.Air transport | 7 | - | - | - | - | - | - | - | 6 | 1 | - |
| 52.Warehousing & support act. for transportation | 19 | - | 2 | - | - | - | 2 | 10 | 5 | - | - |
| 53.Postal and courier activities | 10 | - | - | - | - | - | - | 8 | 2 | - | - |
| Section I - Accomodation and food service activities | 459 | 6 | 128 | 63 | 62 | 12 | 65 | 106 | 17 | - | - |
| 55.Accomodation | 245 | 2 | 57 | 28 | 30 | 8 | 42 | 68 | 10 | - | - |
| 56.Food and beverage service activities | 214 | 4 | 71 | 35 | 32 | 4 | 23 | 38 | 7 | - | - |
| Section J - Information and communication | 38 | - | 3 | 1 | 4 | - | 1 | 15 | 13 | 1 | - |
| 58.Publishing activities | 5 | - | - | - | - | - | - | 5 | - | - | - |
| 59.Motion picture, video and TV programme production, sound recording and music publishing.activities | 2 | - | - | - | - | - | - | - | 2 | - | - |
| 60.Programming and broadcasting activities | 9 | - | - | - | 1 | - | - | 6 | 2 | - | - |
| 61.Telecommunications | 14 | - | 3 | 1 | 2 | - | - | 1 | 6 | 1 | - |
| 62.Computer programming, consultancy & related act. | 6 | - | - | - | - | - | 1 | 2 | 3 | - | - |
| 63.Information service activities | 2 | - | - | - | 1 | - | - | 1 | - | - | - |
| Section K - Financial and insurance activities | 77 | - | 5 | 1 | - | - | 4 | 26 | 36 | 5 | - |
| 64.Financial service activities, except insurance & pension funding | 52 | - | 3 | - | - | - | 1 | 12 | 31 | 5 | - |
| 65.Insurance,reinsurance and pension funding, except compulsory social security | 22 | - | 2 | 1 | - | - | 2 | 13 | 4 | - | - |
| 66.Activities auxiliary to financial service and insurance activities | 3 | - | - | - | - | - | 1 | 1 | 1 | - | - |
| Section L - Real estate activities | 2 | - | - | - | - | - | - | 1 | - | 1 | - |
| 68.Real estate activities | 2 | - | - | - | - | - | - | 1 | - | 1 | - |
| Section M - Professional, scientific & technical act. | 21 | - | 4 | - | 2 | - | 3 | 3 | 8 | 1 | - |
| 69.Legal and accounting activities | 2 | - | - | - | - | - | - | - | 2 | - | - |
| 70.Act.of head offices;management consultancy act. | 4 | - | 1 | - | - | - | - | 2 | 1 | - | - |
| 71.Architectural and engineering activities;technical testing & analysis | 2 | - | 1 | - | 1 | - | - | - | - | - | - |
| 72.Scientific research and development | 7 | - | 1 | - | - | - | 2 | 1 | 3 | - | - |
| 73.Advertising and market research | - | - | - | - | - | - | - | - | - | - | - |
| 74.Other professional, scientific and technical act. | 4 | - | - | - | 1 | - | 1 | - | 2 | - | - |
| 75.Veterinary activities | 2 | - | 1 | - | - | - | - | - | - | 1 | - |

Table CA14 - Currently employed population 16 years of age and over by industry, educational attainment and sex

| Country, Island, Industry (section and division) and Sex | Total | Educational attainment | | | | | | | | | |
|--|-------|-------------------------|-------------------------------------|---------------|------------------|--|---|-------------------------------|--------------------------------|--|---------------|
| | | Nil + pre-primary | Primary | | Lower Secondary | | Upper Secondary | | | University degree or equivalent | Not stated |
| | | | Std I - VI but not passed CPE | Passed CPE | Forms I - III | Forms I - III Pre- vocational | Forms IV - V but not passed SC | Passed SC or equivalent | Passed HSC or equivalent | | |
| Island of Rodrigues | | | | | | | | | | | |
| Section N - Administrative and support service act. | 89 | 2 | 36 | 5 | 13 | - | 12 | 16 | 4 | 1 | - |
| 77.Rental and leasing activities | 1 | - | - | - | - | - | - | 1 | - | - | - |
| 78.Employment activities | - | - | - | - | - | - | - | - | - | - | - |
| 79.Travel agency,tour operator,reservation service and related activities. | 18 | - | 2 | - | 3 | - | 2 | 9 | 2 | - | - |
| 80.Security and investigation activities | 7 | - | 4 | 1 | 1 | - | 1 | - | - | - | - |
| 81.Services to buildings and landscape activities | 54 | 2 | 29 | 4 | 9 | - | 7 | 3 | - | - | - |
| 82.Office administrative,office support and other business support activities | 9 | - | 1 | - | - | - | 2 | 3 | 2 | 1 | - |
| Section O - Public administration and defence; compulsory social security. | 348 | - | 12 | 9 | 18 | 1 | 29 | 148 | 104 | 27 | - |
| 84.Public administration and defence;compulsory social security | 348 | - | 12 | 9 | 18 | 1 | 29 | 148 | 104 | 27 | - |
| Section P - Education | 547 | - | 17 | 27 | 38 | - | 44 | 188 | 143 | 89 | 1 |
| 85.Education | 547 | - | 17 | 27 | 38 | - | 44 | 188 | 143 | 89 | 1 |
| Section Q - Human health and social work.activities | 370 | 1 | 38 | 36 | 36 | 1 | 42 | 142 | 63 | 11 | - |
| 86.Human health activities | 277 | - | 19 | 23 | 28 | 1 | 27 | 112 | 59 | 8 | - |
| 87.Residential care activities | 15 | - | 7 | 1 | 1 | - | 4 | 2 | - | - | - |
| 88.Social work activities without accomodation | 78 | 1 | 12 | 12 | 7 | - | 11 | 28 | 4 | 3 | - |
| Section R - Arts, entertainment and recreation | 55 | - | 6 | 5 | 5 | - | 9 | 26 | 2 | 2 | - |
| 90.Creative,arts and entertainment activities | 3 | - | 1 | - | 1 | - | 1 | - | - | - | - |
| 91.Libraries, archives,museums and other cultural act | 13 | - | 1 | - | 2 | - | - | 7 | 1 | 2 | - |
| 92.Gambling and betting activities | 26 | - | 3 | 3 | 1 | - | 5 | 14 | - | - | - |
| 93.Sports activities and amusement and recreation act | 13 | - | 1 | 2 | 1 | - | 3 | 5 | 1 | - | - |
| Section S - Other service activities. | 126 | - | 35 | 17 | 20 | 4 | 16 | 29 | 2 | 3 | - |
| 94.Activities of membership organisations | 44 | - | 7 | 8 | 7 | - | 5 | 12 | 2 | 3 | - |
| 95.Repair of computers and personal household goods | 5 | - | 2 | - | 2 | - | - | 1 | - | - | - |
| 96.Other personal service activities | 77 | - | 26 | 9 | 11 | 4 | 11 | 16 | - | - | - |
| Section T - Activities of households as employers | 528 | 47 | 303 | 61 | 51 | 9 | 34 | 21 | 2 | - | - |
| 97.Activities of households as employers of domestic personnel. | 528 | 47 | 303 | 61 | 51 | 9 | 34 | 21 | 2 | - | - |
| Section U - Activities of extraterritorial organisations and bodies. | 1 | - | - | - | - | - | - | 1 | - | - | - |
| 99.Activities of extraterritorial organisations and bodies. | 1 | - | - | - | - | - | - | 1 | - | - | - |
| Not stated. | 6 | - | 3 | - | - | - | - | 3 | - | - | - |

Table CA15 - Currently employed population 16 years of age and over by industry (section), age and educational attainment

| Country, Island, Industry (section) and Age (in years) | Total | Educational attainment | | | | | | | | | University degree or equivalent | Not stated |
|--|---------|-------------------------|-------------------------------------|---------------|------------------------------|--|---|-------------------------------|--------------------------------|--------|--|---------------|
| | | Nil & Pre-primary | Primary | | Lower Secondary | | Upper Secondary | | | | | |
| | | | Std I - VI but not passed CPE | Passed CPE | Forms I - III Academic | Forms I - III Pre- Vocational | Forms IV - V but not passed SC | Passed SC or equivalent | Passed HSC or equivalent | | | |
| Republic of Mauritius | | | | | | | | | | | | |
| All industries | | | | | | | | | | | | |
| Total (16+) | 522,198 | 9,033 | 112,210 | 51,823 | 60,295 | 4,708 | 71,740 | 103,358 | 66,475 | 39,162 | 3,394 | |
| 16 - 19 | 10,582 | 19 | 1,093 | 318 | 2,348 | 1,472 | 2,208 | 2,013 | 1,085 | 9 | 17 | |
| 20 - 24 | 49,946 | 159 | 6,233 | 1,534 | 6,391 | 1,869 | 7,523 | 11,053 | 11,876 | 2,918 | 390 | |
| 25 - 29 | 67,568 | 226 | 12,271 | 3,267 | 7,019 | 749 | 8,378 | 12,982 | 12,837 | 8,848 | 991 | |
| 30 - 34 | 76,406 | 357 | 15,589 | 5,787 | 9,236 | 465 | 10,292 | 14,684 | 11,234 | 8,061 | 701 | |
| 35 - 39 | 64,990 | 348 | 14,283 | 5,896 | 8,158 | 59 | 9,891 | 12,312 | 8,423 | 5,141 | 479 | |
| 40 - 44 | 65,339 | 656 | 15,093 | 7,061 | 8,001 | 52 | 10,576 | 12,752 | 7,092 | 3,694 | 362 | |
| 45 - 49 | 68,551 | 1,267 | 16,100 | 8,609 | 7,973 | 21 | 10,964 | 14,314 | 6,084 | 2,999 | 220 | |
| 50 - 54 | 55,820 | 1,585 | 13,992 | 8,743 | 5,557 | 9 | 6,338 | 11,907 | 4,206 | 3,372 | 111 | |
| 55 - 59 | 41,335 | 2,102 | 11,006 | 7,141 | 3,811 | 6 | 3,763 | 8,211 | 2,560 | 2,666 | 69 | |
| 60 - 64 | 14,072 | 1,184 | 3,958 | 2,295 | 1,254 | 3 | 1,316 | 2,336 | 757 | 945 | 24 | |
| 65+ | 7,589 | 1,130 | 2,592 | 1,172 | 547 | 3 | 491 | 794 | 321 | 509 | 30 | |
| A. Agriculture, forestry & fishing | | | | | | | | | | | | |
| Total (16+) | 36,648 | 3,450 | 16,385 | 5,059 | 3,449 | 243 | 3,652 | 2,999 | 848 | 489 | 74 | |
| 16 - 19 | 337 | 4 | 84 | 13 | 85 | 73 | 45 | 24 | 8 | - | 1 | |
| 20 - 24 | 1,083 | 16 | 301 | 65 | 212 | 88 | 167 | 158 | 66 | 7 | 3 | |
| 25 - 29 | 1,783 | 29 | 682 | 153 | 213 | 43 | 261 | 233 | 100 | 61 | 8 | |
| 30 - 34 | 3,018 | 57 | 1,393 | 310 | 369 | 24 | 403 | 272 | 101 | 77 | 12 | |
| 35 - 39 | 3,648 | 76 | 1,728 | 441 | 372 | 6 | 475 | 340 | 125 | 81 | 4 | |
| 40 - 44 | 4,922 | 177 | 2,403 | 671 | 536 | 4 | 598 | 362 | 116 | 47 | 8 | |
| 45 - 49 | 6,522 | 407 | 2,919 | 920 | 700 | 1 | 784 | 580 | 139 | 63 | 9 | |
| 50 - 54 | 6,017 | 612 | 2,763 | 999 | 468 | 2 | 472 | 551 | 92 | 49 | 9 | |
| 55 - 59 | 5,184 | 882 | 2,344 | 938 | 315 | 1 | 270 | 296 | 63 | 69 | 6 | |
| 60 - 64 | 2,421 | 615 | 1,036 | 358 | 127 | - | 115 | 126 | 19 | 21 | 4 | |
| 65+ | 1,713 | 575 | 732 | 191 | 52 | 1 | 62 | 57 | 19 | 14 | 10 | |
| B. Mining & quarrying | | | | | | | | | | | | |
| Total (16+) | 1,120 | 30 | 399 | 161 | 140 | 10 | 144 | 159 | 54 | 22 | 1 | |
| 16 - 19 | 11 | - | 1 | - | 7 | 1 | 1 | - | 1 | - | - | |
| 20 - 24 | 72 | - | 22 | 3 | 11 | 5 | 11 | 11 | 7 | 2 | - | |
| 25 - 29 | 121 | - | 47 | 9 | 13 | 3 | 21 | 19 | 7 | 2 | - | |
| 30 - 34 | 160 | 3 | 64 | 15 | 25 | 1 | 21 | 17 | 7 | 7 | - | |
| 35 - 39 | 146 | 3 | 48 | 22 | 20 | - | 24 | 21 | 4 | 4 | - | |
| 40 - 44 | 157 | 3 | 48 | 28 | 22 | - | 26 | 20 | 8 | 2 | - | |
| 45 - 49 | 172 | 4 | 63 | 25 | 21 | - | 24 | 31 | 4 | - | - | |
| 50 - 54 | 143 | 5 | 58 | 27 | 12 | - | 11 | 22 | 7 | 1 | - | |
| 55 - 59 | 104 | 11 | 31 | 25 | 8 | - | 4 | 17 | 4 | 3 | 1 | |
| 60 - 64 | 26 | 1 | 13 | 5 | - | - | 1 | 1 | 4 | 1 | - | |
| 65+ | 8 | - | 4 | 2 | 1 | - | - | - | 1 | - | - | |

Table CA15 - Currently employed population 16 years of age and over by industry (section), age and educational attainment

| Country, Island, Industry (section) and Age (in years) | Total | Educational attainment | | | | | | | | | University degree or equivalent | Not stated |
|--|--------|-------------------------|-------------------------------------|---------------|------------------------------|--|---|-------------------------------|--------------------------------|-------|--|---------------|
| | | Nil & Pre-primary | Primary | | Lower Secondary | | Upper Secondary | | | | | |
| | | | Std I - VI but not passed CPE | Passed CPE | Forms I - III Academic | Forms I - III Pre- Vocational | Forms IV - V but not passed SC | Passed SC or equivalent | Passed HSC or equivalent | | | |
| Republic of Mauritius | | | | | | | | | | | | |
| C. Manufacturing | | | | | | | | | | | | |
| Total (16+) | 96,769 | 1,461 | 30,016 | 12,117 | 15,017 | 1,072 | 13,645 | 13,954 | 5,160 | 2,067 | 2,260 | |
| 16 - 19 | 1,973 | 4 | 230 | 71 | 554 | 348 | 405 | 251 | 100 | 2 | 8 | |
| 20 - 24 | 9,272 | 91 | 2,648 | 398 | 1,603 | 404 | 1,294 | 1,420 | 940 | 200 | 274 | |
| 25 - 29 | 14,604 | 120 | 5,894 | 901 | 2,064 | 168 | 1,608 | 1,671 | 912 | 472 | 794 | |
| 30 - 34 | 15,216 | 118 | 5,144 | 1,584 | 2,598 | 115 | 1,966 | 2,057 | 747 | 397 | 490 | |
| 35 - 39 | 12,868 | 76 | 3,924 | 1,577 | 2,248 | 15 | 1,993 | 1,801 | 668 | 258 | 308 | |
| 40 - 44 | 12,632 | 120 | 3,547 | 1,802 | 1,969 | 15 | 2,269 | 1,929 | 550 | 199 | 232 | |
| 45 - 49 | 13,137 | 227 | 3,432 | 2,138 | 1,802 | 3 | 2,241 | 2,385 | 610 | 195 | 104 | |
| 50 - 54 | 9,096 | 230 | 2,651 | 1,841 | 1,240 | 2 | 1,107 | 1,506 | 340 | 150 | 29 | |
| 55 - 59 | 5,673 | 311 | 1,815 | 1,308 | 686 | 1 | 562 | 663 | 193 | 117 | 17 | |
| 60 - 64 | 1,615 | 109 | 489 | 354 | 195 | 1 | 155 | 201 | 70 | 39 | 2 | |
| 65+ | 683 | 55 | 242 | 143 | 58 | - | 45 | 70 | 30 | 38 | 2 | |
| D. Electricity, gas, steam & air conditioning supply | | | | | | | | | | | | |
| Total (16+) | 2,289 | - | 153 | 144 | 202 | 8 | 375 | 727 | 427 | 250 | 3 | |
| 16 - 19 | 8 | - | 1 | - | 1 | 1 | 2 | 1 | 2 | - | - | |
| 20 - 24 | 171 | - | 4 | 2 | 11 | 3 | 20 | 44 | 79 | 8 | - | |
| 25 - 29 | 284 | - | 10 | 2 | 9 | 2 | 32 | 78 | 83 | 68 | - | |
| 30 - 34 | 232 | - | 9 | 7 | 14 | 1 | 26 | 84 | 43 | 47 | 1 | |
| 35 - 39 | 199 | - | 21 | 8 | 9 | - | 32 | 63 | 32 | 34 | - | |
| 40 - 44 | 302 | - | 17 | 8 | 21 | 1 | 58 | 99 | 69 | 29 | - | |
| 45 - 49 | 265 | - | 24 | 15 | 32 | - | 45 | 74 | 46 | 29 | - | |
| 50 - 54 | 346 | - | 33 | 33 | 37 | - | 91 | 107 | 26 | 18 | 1 | |
| 55 - 59 | 388 | - | 27 | 59 | 59 | - | 58 | 141 | 33 | 10 | 1 | |
| 60 - 64 | 85 | - | 4 | 9 | 9 | - | 11 | 34 | 12 | 6 | - | |
| 65+ | 9 | - | 3 | 1 | - | - | - | 2 | 2 | 1 | - | |
| E. Water supply; Sewerage, waste management & remediation activities | | | | | | | | | | | | |
| Total (16+) | 3,189 | 57 | 732 | 338 | 326 | 15 | 375 | 657 | 464 | 221 | 4 | |
| 16 - 19 | 30 | - | 8 | 1 | 6 | 3 | 4 | 3 | 5 | - | - | |
| 20 - 24 | 224 | - | 36 | 6 | 27 | 7 | 17 | 49 | 72 | 9 | 1 | |
| 25 - 29 | 362 | 4 | 52 | 9 | 29 | 3 | 46 | 90 | 96 | 33 | - | |
| 30 - 34 | 391 | 5 | 75 | 19 | 38 | 2 | 53 | 75 | 64 | 58 | 2 | |
| 35 - 39 | 427 | - | 84 | 39 | 47 | - | 57 | 89 | 79 | 32 | - | |
| 40 - 44 | 359 | 2 | 86 | 50 | 43 | - | 52 | 62 | 41 | 23 | - | |
| 45 - 49 | 325 | 6 | 81 | 45 | 43 | - | 62 | 53 | 28 | 7 | - | |
| 50 - 54 | 459 | 7 | 124 | 77 | 32 | - | 45 | 108 | 40 | 26 | - | |
| 55 - 59 | 493 | 24 | 147 | 77 | 51 | - | 26 | 105 | 36 | 26 | 1 | |
| 60 - 64 | 93 | 6 | 30 | 12 | 10 | - | 11 | 16 | 2 | 6 | - | |
| 65+ | 26 | 3 | 9 | 3 | - | - | 2 | 7 | 1 | 1 | - | |

Table CA15 - Currently employed population 16 years of age and over by industry (section), age and educational attainment

| Country, Island, Industry (section) and Age (in years) | Total | Educational attainment | | | | | | | | | University degree or equivalent | Not stated |
|--|--------|-------------------------|-------------------------------------|---------------|------------------------------|--|---|-------------------------------|--------------------------------|-------|--|---------------|
| | | Nil & Pre-primary | Primary | | Lower Secondary | | Upper Secondary | | | | | |
| | | | Std I - VI but not passed CPE | Passed CPE | Forms I - III Academic | Forms I - III Pre- Vocational | Forms IV - V but not passed SC | Passed SC or equivalent | Passed HSC or equivalent | | | |
| Republic of Mauritius | | | | | | | | | | | | |
| F. Construction | | | | | | | | | | | | |
| Total (16+) | 52,976 | 869 | 19,230 | 6,763 | 8,910 | 1,052 | 7,732 | 5,522 | 1,631 | 821 | 446 | |
| 16 - 19 | 1,516 | 6 | 282 | 58 | 447 | 327 | 253 | 111 | 29 | 1 | 2 | |
| 20 - 24 | 5,141 | 27 | 1,245 | 264 | 1,140 | 440 | 938 | 695 | 302 | 42 | 48 | |
| 25 - 29 | 6,492 | 35 | 2,074 | 620 | 1,211 | 164 | 1,009 | 796 | 294 | 190 | 99 | |
| 30 - 34 | 8,316 | 76 | 3,211 | 995 | 1,367 | 94 | 1,162 | 835 | 280 | 196 | 100 | |
| 35 - 39 | 7,514 | 84 | 3,016 | 917 | 1,256 | 10 | 1,138 | 688 | 203 | 122 | 80 | |
| 40 - 44 | 7,379 | 123 | 2,901 | 968 | 1,188 | 11 | 1,178 | 706 | 175 | 72 | 57 | |
| 45 - 49 | 7,148 | 171 | 2,764 | 1,064 | 1,115 | 3 | 1,039 | 736 | 154 | 67 | 35 | |
| 50 - 54 | 5,300 | 161 | 2,061 | 1,022 | 695 | 1 | 624 | 559 | 109 | 53 | 15 | |
| 55 - 59 | 3,056 | 122 | 1,233 | 637 | 372 | 1 | 286 | 286 | 57 | 53 | 9 | |
| 60 - 64 | 804 | 39 | 300 | 164 | 96 | - | 87 | 83 | 20 | 14 | 1 | |
| 65+ | 310 | 25 | 143 | 54 | 23 | 1 | 18 | 27 | 8 | 11 | - | |
| G. Wholesale & retail trade; repair of motor vehicles & motorcycles | | | | | | | | | | | | |
| Total (16+) | 73,235 | 673 | 11,419 | 7,442 | 9,617 | 908 | 13,295 | 19,240 | 7,778 | 2,712 | 151 | |
| 16 - 19 | 2,521 | 1 | 212 | 90 | 537 | 340 | 585 | 572 | 181 | - | 3 | |
| 20 - 24 | 8,499 | 7 | 687 | 331 | 1,215 | 368 | 1,707 | 2,523 | 1,470 | 175 | 16 | |
| 25 - 29 | 8,982 | 9 | 1,062 | 522 | 1,064 | 115 | 1,686 | 2,667 | 1,297 | 543 | 17 | |
| 30 - 34 | 10,376 | 16 | 1,527 | 818 | 1,462 | 65 | 1,934 | 2,859 | 1,133 | 538 | 24 | |
| 35 - 39 | 8,529 | 21 | 1,336 | 786 | 1,145 | 9 | 1,700 | 2,227 | 919 | 361 | 25 | |
| 40 - 44 | 8,661 | 41 | 1,411 | 862 | 1,105 | 5 | 1,781 | 2,303 | 853 | 285 | 15 | |
| 45 - 49 | 9,570 | 83 | 1,593 | 1,153 | 1,179 | 4 | 1,806 | 2,592 | 869 | 272 | 19 | |
| 50 - 54 | 7,126 | 102 | 1,302 | 1,147 | 826 | 1 | 1,049 | 1,845 | 599 | 244 | 11 | |
| 55 - 59 | 4,691 | 100 | 1,070 | 906 | 586 | 1 | 572 | 992 | 278 | 176 | 10 | |
| 60 - 64 | 2,297 | 103 | 593 | 441 | 272 | - | 301 | 404 | 107 | 72 | 4 | |
| 65+ | 1,983 | 190 | 626 | 386 | 226 | - | 174 | 256 | 72 | 46 | 7 | |
| H. Transportation and storage | | | | | | | | | | | | |
| Total (16+) | 31,860 | 162 | 5,253 | 3,537 | 4,389 | 216 | 6,257 | 7,225 | 3,696 | 1,098 | 27 | |
| 16 - 19 | 304 | 1 | 42 | 11 | 67 | 37 | 62 | 53 | 31 | - | - | |
| 20 - 24 | 2,179 | 5 | 211 | 79 | 290 | 76 | 356 | 507 | 598 | 56 | 1 | |
| 25 - 29 | 3,125 | 5 | 383 | 155 | 363 | 55 | 588 | 747 | 639 | 189 | 1 | |
| 30 - 34 | 4,683 | 12 | 724 | 376 | 667 | 33 | 945 | 1,038 | 668 | 218 | 2 | |
| 35 - 39 | 4,202 | 5 | 737 | 368 | 627 | 6 | 917 | 866 | 521 | 151 | 4 | |
| 40 - 44 | 4,430 | 16 | 697 | 455 | 619 | 4 | 996 | 1,021 | 464 | 157 | 1 | |
| 45 - 49 | 4,889 | 31 | 800 | 534 | 667 | 2 | 1,137 | 1,199 | 386 | 125 | 8 | |
| 50 - 54 | 3,835 | 24 | 669 | 626 | 514 | 1 | 663 | 997 | 241 | 95 | 5 | |
| 55 - 59 | 2,886 | 32 | 592 | 611 | 401 | - | 452 | 608 | 111 | 77 | 2 | |
| 60 - 64 | 900 | 13 | 232 | 208 | 137 | 2 | 111 | 139 | 31 | 25 | 2 | |
| 65+ | 427 | 18 | 166 | 114 | 37 | - | 30 | 50 | 6 | 5 | 1 | |

Table CA15 - Currently employed population 16 years of age and over by industry (section), age and educational attainment

| Country, Island, Industry (section) and Age (in years) | Total | Educational attainment | | | | | | | | | University degree or equivalent | Not stated |
|--|--------|-------------------------|-------------------------------------|---------------|------------------------------|--|---|-------------------------------|--------------------------------|-------|--|---------------|
| | | Nil & Pre-primary | Primary | | Lower Secondary | | Upper Secondary | | | | | |
| | | | Std I - VI but not passed CPE | Passed CPE | Forms I - III Academic | Forms I - III Pre- Vocational | Forms IV - V but not passed SC | Passed SC or equivalent | Passed HSC or equivalent | | | |
| Republic of Mauritius | | | | | | | | | | | | |
| I. Accommodation & food service activities | | | | | | | | | | | | |
| Total (16+) | 39,580 | 363 | 6,705 | 3,741 | 5,296 | 567 | 8,538 | 10,458 | 2,957 | 846 | 109 | |
| 16 - 19 | 1,666 | - | 105 | 35 | 347 | 189 | 495 | 420 | 73 | - | 2 | |
| 20 - 24 | 5,691 | 4 | 366 | 169 | 781 | 231 | 1,486 | 1,923 | 613 | 107 | 11 | |
| 25 - 29 | 5,939 | 12 | 680 | 334 | 746 | 79 | 1,326 | 1,897 | 624 | 220 | 21 | |
| 30 - 34 | 6,708 | 20 | 1,092 | 575 | 887 | 55 | 1,472 | 1,836 | 583 | 166 | 22 | |
| 35 - 39 | 5,137 | 19 | 965 | 497 | 720 | 4 | 1,229 | 1,241 | 332 | 110 | 20 | |
| 40 - 44 | 4,682 | 39 | 1,010 | 558 | 663 | 5 | 1,016 | 1,056 | 246 | 82 | 7 | |
| 45 - 49 | 4,433 | 61 | 970 | 596 | 535 | 3 | 851 | 1,101 | 238 | 67 | 11 | |
| 50 - 54 | 2,854 | 63 | 749 | 506 | 346 | - | 400 | 595 | 137 | 50 | 8 | |
| 55 - 59 | 1,621 | 73 | 492 | 321 | 174 | 1 | 172 | 293 | 69 | 23 | 3 | |
| 60 - 64 | 577 | 37 | 182 | 106 | 69 | - | 69 | 73 | 27 | 11 | 3 | |
| 65+ | 272 | 35 | 94 | 44 | 28 | - | 22 | 23 | 15 | 10 | 1 | |
| J. Information and communication | | | | | | | | | | | | |
| Total (16+) | 11,395 | 15 | 260 | 232 | 433 | 14 | 731 | 2,540 | 3,843 | 3,313 | 14 | |
| 16 - 19 | 190 | - | 5 | - | 14 | 5 | 14 | 60 | 92 | - | - | |
| 20 - 24 | 2,156 | 2 | 23 | 9 | 40 | 6 | 108 | 460 | 1,069 | 434 | 5 | |
| 25 - 29 | 2,894 | - | 20 | 17 | 60 | 2 | 103 | 467 | 965 | 1,260 | - | |
| 30 - 34 | 1,880 | - | 30 | 26 | 62 | 1 | 103 | 388 | 600 | 666 | 4 | |
| 35 - 39 | 1,219 | 2 | 25 | 19 | 53 | - | 90 | 287 | 393 | 347 | 3 | |
| 40 - 44 | 950 | 2 | 31 | 24 | 58 | - | 79 | 251 | 277 | 227 | 1 | |
| 45 - 49 | 903 | 3 | 48 | 40 | 51 | - | 109 | 264 | 219 | 169 | - | |
| 50 - 54 | 640 | 4 | 43 | 42 | 41 | - | 59 | 207 | 122 | 122 | - | |
| 55 - 59 | 394 | 2 | 25 | 37 | 45 | - | 48 | 111 | 69 | 56 | 1 | |
| 60 - 64 | 112 | - | 6 | 12 | 8 | - | 14 | 27 | 25 | 20 | - | |
| 65+ | 57 | - | 4 | 6 | 1 | - | 4 | 18 | 12 | 12 | - | |
| K. Financial and insurance activities | | | | | | | | | | | | |
| Total (16+) | 14,273 | 8 | 205 | 173 | 346 | 7 | 759 | 2,572 | 6,316 | 3,864 | 23 | |
| 16 - 19 | 162 | - | - | - | 1 | - | 4 | 34 | 123 | - | - | |
| 20 - 24 | 2,294 | 1 | 7 | 4 | 23 | 4 | 69 | 239 | 1,480 | 465 | 2 | |
| 25 - 29 | 3,118 | - | 15 | 11 | 36 | 1 | 94 | 343 | 1,509 | 1,104 | 5 | |
| 30 - 34 | 2,204 | - | 19 | 17 | 53 | 2 | 104 | 329 | 839 | 838 | 3 | |
| 35 - 39 | 1,616 | 1 | 21 | 12 | 44 | - | 99 | 304 | 620 | 512 | 3 | |
| 40 - 44 | 1,543 | - | 32 | 18 | 40 | - | 110 | 302 | 697 | 341 | 3 | |
| 45 - 49 | 1,341 | 2 | 41 | 26 | 59 | - | 125 | 331 | 495 | 261 | 1 | |
| 50 - 54 | 1,073 | - | 35 | 38 | 48 | - | 89 | 360 | 329 | 171 | 3 | |
| 55 - 59 | 675 | 1 | 23 | 30 | 32 | - | 42 | 248 | 176 | 123 | - | |
| 60 - 64 | 170 | 3 | 7 | 9 | 8 | - | 15 | 60 | 35 | 31 | 2 | |
| 65+ | 77 | - | 5 | 8 | 2 | - | 8 | 22 | 13 | 18 | 1 | |

Table CA15 - Currently employed population 16 years of age and over by industry (section), age and educational attainment

| Country, Island, Industry (section) and Age (in years) | Total | Educational attainment | | | | | | | | | University degree or equivalent | Not stated |
|--|--------|-------------------------|-------------------------------------|---------------|------------------------------|--|---|-------------------------------|--------------------------------|-------|--|---------------|
| | | Nil & Pre-primary | Primary | | Lower Secondary | | Upper Secondary | | | | | |
| | | | Std I - VI but not passed CPE | Passed CPE | Forms I - III Academic | Forms I - III Pre- Vocational | Forms IV - V but not passed SC | Passed SC or equivalent | Passed HSC or equivalent | | | |
| Republic of Mauritius | | | | | | | | | | | | |
| L. Real estate activities | | | | | | | | | | | | |
| Total (16+) | 1,586 | 13 | 164 | 79 | 131 | 1 | 159 | 416 | 366 | 254 | 3 | |
| 16 - 19 | 7 | - | - | - | 1 | - | 1 | 2 | 3 | - | - | |
| 20 - 24 | 94 | - | 7 | 1 | 9 | - | 11 | 23 | 38 | 5 | - | |
| 25 - 29 | 194 | - | 13 | 4 | 9 | - | 17 | 59 | 55 | 37 | - | |
| 30 - 34 | 244 | - | 20 | 10 | 16 | 1 | 21 | 48 | 66 | 62 | - | |
| 35 - 39 | 209 | - | 18 | 4 | 18 | - | 23 | 53 | 55 | 38 | - | |
| 40 - 44 | 220 | 1 | 21 | 14 | 21 | - | 25 | 55 | 46 | 37 | - | |
| 45 - 49 | 250 | 2 | 35 | 16 | 27 | - | 28 | 68 | 49 | 24 | 1 | |
| 50 - 54 | 171 | 3 | 22 | 11 | 16 | - | 16 | 55 | 35 | 12 | 1 | |
| 55 - 59 | 110 | 6 | 12 | 10 | 9 | - | 9 | 31 | 11 | 21 | 1 | |
| 60 - 64 | 50 | - | 8 | 6 | 4 | - | 7 | 10 | 7 | 8 | - | |
| 65+ | 37 | 1 | 8 | 3 | 1 | - | 1 | 12 | 1 | 10 | - | |
| M. Professional, scientific & technical activities | | | | | | | | | | | | |
| Total (16+) | 12,642 | 32 | 735 | 467 | 895 | 76 | 1,021 | 2,698 | 3,261 | 3,385 | 72 | |
| 16 - 19 | 198 | - | 7 | 3 | 18 | 24 | 21 | 40 | 83 | 2 | - | |
| 20 - 24 | 1,993 | - | 49 | 19 | 111 | 28 | 120 | 348 | 870 | 440 | 8 | |
| 25 - 29 | 2,383 | - | 76 | 26 | 140 | 13 | 142 | 416 | 725 | 822 | 23 | |
| 30 - 34 | 1,943 | 1 | 108 | 56 | 159 | 7 | 145 | 390 | 443 | 622 | 12 | |
| 35 - 39 | 1,456 | 2 | 107 | 56 | 116 | 1 | 143 | 324 | 314 | 383 | 10 | |
| 40 - 44 | 1,290 | 3 | 100 | 60 | 116 | - | 131 | 331 | 256 | 282 | 11 | |
| 45 - 49 | 1,120 | 5 | 87 | 62 | 92 | - | 123 | 308 | 226 | 215 | 2 | |
| 50 - 54 | 960 | 3 | 88 | 73 | 68 | 1 | 86 | 258 | 165 | 215 | 3 | |
| 55 - 59 | 798 | 10 | 82 | 75 | 60 | 1 | 73 | 179 | 105 | 212 | 1 | |
| 60 - 64 | 310 | 4 | 22 | 27 | 9 | - | 26 | 68 | 39 | 115 | - | |
| 65+ | 191 | 4 | 9 | 10 | 6 | 1 | 11 | 36 | 35 | 77 | 2 | |
| N. Administrative and support service activities | | | | | | | | | | | | |
| Total (16+) | 22,803 | 345 | 3,992 | 1,927 | 2,335 | 158 | 3,526 | 5,045 | 3,754 | 1,680 | 41 | |
| 16 - 19 | 669 | 2 | 41 | 12 | 88 | 41 | 142 | 188 | 155 | - | - | |
| 20 - 24 | 3,758 | 4 | 201 | 57 | 280 | 71 | 498 | 1,056 | 1,325 | 262 | 4 | |
| 25 - 29 | 3,532 | 2 | 295 | 128 | 264 | 32 | 451 | 849 | 923 | 582 | 6 | |
| 30 - 34 | 3,167 | 15 | 516 | 210 | 328 | 11 | 475 | 763 | 505 | 344 | - | |
| 35 - 39 | 2,358 | 12 | 471 | 216 | 291 | 1 | 434 | 493 | 269 | 167 | 4 | |
| 40 - 44 | 2,354 | 27 | 577 | 268 | 285 | 1 | 428 | 428 | 210 | 123 | 7 | |
| 45 - 49 | 2,691 | 56 | 620 | 321 | 334 | 1 | 524 | 559 | 189 | 78 | 9 | |
| 50 - 54 | 1,973 | 74 | 533 | 333 | 216 | - | 274 | 387 | 94 | 56 | 6 | |
| 55 - 59 | 1,429 | 73 | 460 | 252 | 156 | - | 188 | 198 | 57 | 41 | 4 | |
| 60 - 64 | 579 | 45 | 182 | 89 | 63 | - | 74 | 90 | 19 | 16 | 1 | |
| 65+ | 293 | 35 | 96 | 41 | 30 | - | 38 | 34 | 8 | 11 | - | |

Table CA15 - Currently employed population 16 years of age and over by industry (section), age and educational attainment

| Country, Island, Industry (section) and Age (in years) | Total | Educational attainment | | | | | | | | | University degree or equivalent | Not stated |
|---|--------|-------------------------|-------------------------------------|---------------|------------------------------|--|---|-------------------------------|--------------------------------|-------|--|---------------|
| | | Nil & Pre-primary | Primary | | Lower Secondary | | Upper Secondary | | | | | |
| | | | Std I - VI but not passed CPE | Passed CPE | Forms I - III Academic | Forms I - III Pre- Vocational | Forms IV - V but not passed SC | Passed SC or equivalent | Passed HSC or equivalent | | | |
| Republic of Mauritius | | | | | | | | | | | | |
| O. Public administration & defence; compulsory social security | | | | | | | | | | | | |
| Total (16+) | 37,684 | 138 | 2,758 | 2,086 | 1,659 | 27 | 2,658 | 12,306 | 11,030 | 4,997 | 25 | |
| 16 - 19 | 201 | - | - | 1 | 3 | 1 | 5 | 90 | 100 | 1 | - | |
| 20 - 24 | 1,927 | - | 12 | 3 | 31 | 4 | 50 | 535 | 1,127 | 162 | 3 | |
| 25 - 29 | 3,634 | 2 | 69 | 42 | 60 | 10 | 142 | 928 | 1,725 | 656 | - | |
| 30 - 34 | 5,462 | 3 | 192 | 106 | 180 | 8 | 260 | 1,633 | 2,152 | 922 | 6 | |
| 35 - 39 | 5,236 | 1 | 258 | 164 | 219 | 3 | 331 | 1,614 | 1,865 | 781 | - | |
| 40 - 44 | 5,060 | 4 | 298 | 226 | 236 | - | 362 | 1,747 | 1,526 | 657 | 4 | |
| 45 - 49 | 4,794 | 7 | 399 | 297 | 279 | - | 529 | 1,618 | 1,156 | 507 | 2 | |
| 50 - 54 | 5,405 | 27 | 642 | 553 | 268 | 1 | 455 | 1,936 | 814 | 702 | 7 | |
| 55 - 59 | 4,734 | 71 | 702 | 569 | 302 | - | 421 | 1,773 | 458 | 436 | 2 | |
| 60 - 64 | 1,072 | 14 | 158 | 117 | 75 | - | 96 | 396 | 89 | 126 | 1 | |
| 65+ | 159 | 9 | 28 | 8 | 6 | - | 7 | 36 | 18 | 47 | - | |
| P. Education | | | | | | | | | | | | |
| Total (16+) | 30,478 | 57 | 1,189 | 1,134 | 1,128 | 25 | 2,138 | 6,843 | 8,371 | 9,561 | 32 | |
| 16 - 19 | 126 | - | 3 | 4 | 10 | 5 | 17 | 32 | 52 | 3 | - | |
| 20 - 24 | 1,861 | - | 14 | 15 | 55 | 9 | 90 | 233 | 1,014 | 427 | 4 | |
| 25 - 29 | 4,222 | - | 41 | 18 | 79 | 2 | 145 | 492 | 1,572 | 1,867 | 6 | |
| 30 - 34 | 5,055 | - | 76 | 73 | 145 | 5 | 224 | 661 | 1,611 | 2,257 | 3 | |
| 35 - 39 | 3,863 | 2 | 106 | 80 | 139 | 1 | 299 | 664 | 1,131 | 1,438 | 3 | |
| 40 - 44 | 3,304 | 3 | 120 | 148 | 170 | 1 | 350 | 843 | 823 | 844 | 2 | |
| 45 - 49 | 3,274 | 7 | 172 | 169 | 197 | 2 | 422 | 1,004 | 724 | 572 | 5 | |
| 50 - 54 | 3,735 | 7 | 249 | 254 | 129 | - | 266 | 1,230 | 644 | 953 | 3 | |
| 55 - 59 | 3,749 | 22 | 320 | 273 | 149 | - | 224 | 1,271 | 598 | 887 | 5 | |
| 60 - 64 | 1,033 | 8 | 63 | 83 | 45 | - | 81 | 344 | 166 | 242 | 1 | |
| 65+ | 256 | 8 | 25 | 17 | 10 | - | 20 | 69 | 36 | 71 | - | |
| Q. Human health and social work activities | | | | | | | | | | | | |
| Total (16+) | 18,537 | 60 | 1,244 | 1,293 | 1,111 | 25 | 1,931 | 5,193 | 4,828 | 2,826 | 26 | |
| 16 - 19 | 74 | - | 1 | 2 | 6 | 3 | 11 | 29 | 22 | - | - | |
| 20 - 24 | 1,064 | - | 13 | 10 | 41 | 13 | 68 | 293 | 544 | 78 | 4 | |
| 25 - 29 | 2,489 | - | 46 | 30 | 79 | 5 | 138 | 535 | 1,045 | 608 | 3 | |
| 30 - 34 | 2,844 | - | 77 | 64 | 124 | 4 | 240 | 689 | 1,135 | 506 | 5 | |
| 35 - 39 | 2,080 | 1 | 114 | 96 | 139 | - | 258 | 601 | 652 | 214 | 5 | |
| 40 - 44 | 2,164 | 6 | 155 | 143 | 182 | - | 341 | 602 | 528 | 203 | 4 | |
| 45 - 49 | 2,258 | 6 | 169 | 188 | 168 | - | 365 | 719 | 372 | 268 | 3 | |
| 50 - 54 | 2,396 | 9 | 253 | 280 | 163 | - | 256 | 762 | 289 | 383 | 1 | |
| 55 - 59 | 2,266 | 23 | 319 | 389 | 157 | - | 190 | 727 | 162 | 298 | 1 | |
| 60 - 64 | 661 | 6 | 79 | 74 | 38 | - | 50 | 197 | 54 | 163 | - | |
| 65+ | 241 | 9 | 18 | 17 | 14 | - | 14 | 39 | 25 | 105 | - | |

Table CA15 - Currently employed population 16 years of age and over by industry (section), age and educational attainment

| Country, Island, Industry (section) and Age (in years) | Total | Educational attainment | | | | | | | | | University degree or equivalent | Not stated |
|--|--------|-------------------------|-------------------------------------|---------------|------------------------------|--|---|-------------------------------|--------------------------------|-----|--|---------------|
| | | Nil & Pre-primary | Primary | | Lower Secondary | | Upper Secondary | | | | | |
| | | | Std I - VI but not passed CPE | Passed CPE | Forms I - III Academic | Forms I - III Pre- Vocational | Forms IV - V but not passed SC | Passed SC or equivalent | Passed HSC or equivalent | | | |
| Republic of Mauritius | | | | | | | | | | | | |
| R. Arts, entertainment and recreation | | | | | | | | | | | | |
| Total (16+) | 6,153 | 37 | 783 | 488 | 725 | 68 | 1,195 | 1,791 | 791 | 266 | 9 | |
| 16 - 19 | 172 | - | 14 | 3 | 36 | 13 | 43 | 47 | 16 | - | - | |
| 20 - 24 | 796 | - | 51 | 20 | 100 | 34 | 188 | 246 | 134 | 23 | - | |
| 25 - 29 | 908 | 1 | 99 | 51 | 118 | 9 | 186 | 271 | 127 | 46 | - | |
| 30 - 34 | 931 | 5 | 132 | 71 | 111 | 12 | 170 | 259 | 116 | 53 | 2 | |
| 35 - 39 | 836 | 2 | 105 | 59 | 99 | - | 156 | 251 | 124 | 39 | 1 | |
| 40 - 44 | 810 | 2 | 109 | 67 | 88 | - | 185 | 224 | 102 | 30 | 3 | |
| 45 - 49 | 736 | 6 | 94 | 79 | 77 | - | 136 | 246 | 74 | 23 | 1 | |
| 50 - 54 | 494 | 8 | 88 | 59 | 52 | - | 69 | 138 | 53 | 26 | 1 | |
| 55 - 59 | 331 | 7 | 71 | 57 | 27 | - | 42 | 87 | 27 | 13 | - | |
| 60 - 64 | 86 | 3 | 12 | 16 | 5 | - | 12 | 16 | 14 | 8 | - | |
| 65+ | 53 | 3 | 8 | 6 | 12 | - | 8 | 6 | 4 | 5 | 1 | |
| S. Other service activities | | | | | | | | | | | | |
| Total (16+) | 7,910 | 48 | 1,145 | 799 | 1,229 | 102 | 1,548 | 1,980 | 669 | 362 | 28 | |
| 16 - 19 | 268 | - | 26 | 7 | 80 | 29 | 77 | 41 | 8 | - | - | |
| 20 - 24 | 913 | - | 90 | 35 | 196 | 38 | 215 | 220 | 101 | 14 | 4 | |
| 25 - 29 | 1,120 | - | 118 | 76 | 185 | 22 | 206 | 334 | 108 | 68 | 3 | |
| 30 - 34 | 1,260 | 1 | 145 | 99 | 209 | 10 | 285 | 332 | 113 | 58 | 8 | |
| 35 - 39 | 928 | 1 | 111 | 83 | 128 | 1 | 214 | 253 | 93 | 43 | 1 | |
| 40 - 44 | 882 | 6 | 131 | 85 | 113 | - | 190 | 234 | 77 | 43 | 3 | |
| 45 - 49 | 928 | 7 | 158 | 100 | 136 | 2 | 178 | 235 | 70 | 42 | - | |
| 50 - 54 | 675 | 8 | 121 | 128 | 73 | - | 101 | 159 | 45 | 36 | 4 | |
| 55 - 59 | 498 | 8 | 118 | 103 | 65 | - | 38 | 116 | 31 | 18 | 1 | |
| 60 - 64 | 224 | 5 | 55 | 38 | 31 | - | 33 | 34 | 13 | 15 | - | |
| 65+ | 214 | 12 | 72 | 45 | 13 | - | 11 | 22 | 10 | 25 | 4 | |
| T. Activities of households as employers | | | | | | | | | | | | |
| Total (16+) | 19,686 | 1,203 | 8,880 | 3,807 | 2,713 | 110 | 1,972 | 868 | 105 | 3 | 25 | |
| 16 - 19 | 133 | 1 | 28 | 6 | 37 | 30 | 20 | 10 | - | - | 1 | |
| 20 - 24 | 561 | 2 | 159 | 41 | 161 | 39 | 98 | 53 | 7 | - | 1 | |
| 25 - 29 | 1,050 | 6 | 389 | 155 | 237 | 20 | 158 | 72 | 12 | 1 | - | |
| 30 - 34 | 2,041 | 24 | 886 | 352 | 382 | 14 | 274 | 96 | 10 | - | 3 | |
| 35 - 39 | 2,356 | 40 | 1,045 | 451 | 424 | 2 | 267 | 113 | 10 | 2 | 2 | |
| 40 - 44 | 3,103 | 81 | 1,363 | 601 | 489 | 5 | 391 | 153 | 19 | - | 1 | |
| 45 - 49 | 3,693 | 174 | 1,613 | 815 | 447 | - | 429 | 190 | 17 | - | 8 | |
| 50 - 54 | 3,043 | 236 | 1,497 | 688 | 306 | - | 198 | 100 | 15 | - | 3 | |
| 55 - 59 | 2,200 | 323 | 1,117 | 461 | 151 | - | 77 | 60 | 9 | - | 2 | |
| 60 - 64 | 939 | 171 | 486 | 166 | 52 | - | 44 | 16 | 1 | - | 3 | |
| 65+ | 567 | 145 | 297 | 71 | 27 | - | 16 | 5 | 5 | - | 1 | |

Table CA15 - Currently employed population 16 years of age and over by industry (section), age and educational attainment

| Country, Island, Industry (section) and Age (in years) | Total | Educational attainment | | | | | | | | | University degree or equivalent | Not stated |
|--|-------|-------------------------|-------------------------------------|---------------|------------------------------|--|---|-------------------------------|--------------------------------|-----|--|---------------|
| | | Nil & Pre-primary | Primary | | Lower Secondary | | Upper Secondary | | | | | |
| | | | Std I - VI but not passed CPE | Passed CPE | Forms I - III Academic | Forms I - III Pre- Vocational | Forms IV - V but not passed SC | Passed SC or equivalent | Passed HSC or equivalent | | | |
| Republic of Mauritius | | | | | | | | | | | | |
| U. Activities of extra territorial organisations & bodies | | | | | | | | | | | | |
| Total (16+) | 341 | - | 18 | 7 | 17 | - | 28 | 92 | 72 | 107 | - | |
| 16 - 19 | - | - | - | - | - | - | - | - | - | - | - | |
| 20 - 24 | 10 | - | - | - | - | - | 1 | 2 | 5 | 2 | - | |
| 25 - 29 | 31 | - | 1 | - | 2 | - | 4 | 4 | 8 | 12 | - | |
| 30 - 34 | 49 | - | 1 | 1 | 1 | - | 2 | 11 | 7 | 26 | - | |
| 35 - 39 | 47 | - | - | - | 3 | - | 1 | 12 | 9 | 22 | - | |
| 40 - 44 | 41 | - | - | - | 2 | - | 4 | 17 | 7 | 11 | - | |
| 45 - 49 | 51 | - | 2 | 2 | 2 | - | 2 | 14 | 15 | 14 | - | |
| 50 - 54 | 54 | - | 6 | 1 | 3 | - | 5 | 24 | 9 | 6 | - | |
| 55 - 59 | 40 | - | 5 | 3 | 3 | - | 7 | 6 | 9 | 7 | - | |
| 60 - 64 | 13 | - | 1 | - | 1 | - | 2 | 1 | 3 | 5 | - | |
| 65+ | 5 | - | 2 | - | - | - | - | 1 | - | 2 | - | |
| Not Stated | | | | | | | | | | | | |
| Total (16+) | 1,044 | 12 | 545 | 29 | 227 | 4 | 61 | 73 | 54 | 18 | 21 | |
| 16 - 19 | 16 | - | 3 | 1 | 3 | 2 | 1 | 5 | 1 | - | - | |
| 20 - 24 | 187 | - | 87 | 3 | 54 | 1 | 11 | 15 | 15 | - | 1 | |
| 25 - 29 | 301 | 1 | 205 | 4 | 38 | 1 | 15 | 14 | 11 | 7 | 5 | |
| 30 - 34 | 226 | 1 | 148 | 3 | 39 | - | 7 | 12 | 11 | 3 | 2 | |
| 35 - 39 | 116 | - | 43 | 1 | 41 | - | 11 | 7 | 5 | 2 | 6 | |
| 40 - 44 | 94 | - | 36 | 5 | 35 | - | 6 | 7 | 2 | - | 3 | |
| 45 - 49 | 51 | 2 | 16 | 4 | 10 | - | 5 | 7 | 4 | 1 | 2 | |
| 50 - 54 | 25 | 2 | 5 | 5 | 4 | - | 2 | 1 | 1 | 4 | 1 | |
| 55 - 59 | 15 | 1 | 1 | - | 3 | - | 2 | 3 | 4 | - | 1 | |
| 60 - 64 | 5 | 2 | - | 1 | - | - | 1 | - | - | 1 | - | |
| 65+ | 8 | 3 | 1 | 2 | - | - | - | 2 | - | - | - | |

Table CA15 - Currently employed population 16 years of age and over by industry (section), age and educational attainment

| Country, Island, Industry (section) and Age (in years) | Total | Educational attainment | | | | | | | | | University degree or equivalent | Not stated |
|--|---------|-------------------------|-------------------------------------|---------------|------------------------------|--|---|-------------------------------|--------------------------------|--------|--|---------------|
| | | Nil & Pre-primary | Primary | | Lower Secondary | | Upper Secondary | | | | | |
| | | | Std I - VI but not passed CPE | Passed CPE | Forms I - III Academic | Forms I - III Pre- Vocational | Forms IV - V but not passed SC | Passed SC or equivalent | Passed HSC or equivalent | | | |
| Island of Mauritius | | | | | | | | | | | | |
| All industries | | | | | | | | | | | | |
| Total (16+) | 506,783 | 8,250 | 105,820 | 50,287 | 58,941 | 4,394 | 70,599 | 100,868 | 65,458 | 38,798 | 3,368 | |
| 16 - 19 | 10,231 | 17 | 1,033 | 309 | 2,268 | 1,368 | 2,169 | 1,978 | 1,065 | 9 | 15 | |
| 20 - 24 | 48,566 | 149 | 5,967 | 1,491 | 6,201 | 1,741 | 7,360 | 10,730 | 11,654 | 2,886 | 387 | |
| 25 - 29 | 65,465 | 207 | 11,681 | 3,187 | 6,830 | 703 | 8,180 | 12,431 | 12,508 | 8,752 | 986 | |
| 30 - 34 | 73,975 | 318 | 14,578 | 5,636 | 9,033 | 431 | 10,107 | 14,153 | 11,054 | 7,968 | 697 | |
| 35 - 39 | 62,970 | 314 | 13,375 | 5,729 | 7,965 | 59 | 9,684 | 11,933 | 8,343 | 5,090 | 478 | |
| 40 - 44 | 63,484 | 580 | 14,274 | 6,870 | 7,768 | 50 | 10,413 | 12,470 | 7,033 | 3,664 | 362 | |
| 45 - 49 | 66,859 | 1,148 | 15,256 | 8,318 | 7,853 | 21 | 10,880 | 14,153 | 6,029 | 2,982 | 219 | |
| 50 - 54 | 54,277 | 1,493 | 13,169 | 8,441 | 5,483 | 9 | 6,289 | 11,768 | 4,169 | 3,350 | 106 | |
| 55 - 59 | 40,339 | 1,960 | 10,500 | 6,974 | 3,760 | 6 | 3,732 | 8,148 | 2,538 | 2,653 | 68 | |
| 60 - 64 | 13,623 | 1,088 | 3,734 | 2,231 | 1,240 | 3 | 1,300 | 2,317 | 749 | 938 | 23 | |
| 65+ | 6,994 | 976 | 2,253 | 1,101 | 540 | 3 | 485 | 787 | 316 | 506 | 27 | |
| A. Agriculture, forestry & fishing | | | | | | | | | | | | |
| Total (16+) | 32,032 | 2,929 | 13,449 | 4,640 | 3,200 | 151 | 3,485 | 2,821 | 815 | 483 | 59 | |
| 16 - 19 | 221 | 2 | 56 | 9 | 65 | 31 | 38 | 17 | 3 | - | - | |
| 20 - 24 | 807 | 13 | 204 | 50 | 167 | 59 | 133 | 115 | 57 | 7 | 2 | |
| 25 - 29 | 1,393 | 14 | 460 | 136 | 176 | 29 | 231 | 188 | 94 | 59 | 6 | |
| 30 - 34 | 2,422 | 34 | 973 | 268 | 332 | 18 | 376 | 236 | 99 | 77 | 9 | |
| 35 - 39 | 3,057 | 52 | 1,293 | 394 | 338 | 6 | 450 | 320 | 121 | 80 | 3 | |
| 40 - 44 | 4,332 | 131 | 1,994 | 610 | 490 | 3 | 578 | 355 | 116 | 47 | 8 | |
| 45 - 49 | 5,923 | 332 | 2,508 | 847 | 687 | 1 | 776 | 566 | 136 | 62 | 8 | |
| 50 - 54 | 5,530 | 549 | 2,423 | 938 | 460 | 2 | 466 | 546 | 91 | 48 | 7 | |
| 55 - 59 | 4,897 | 816 | 2,165 | 906 | 310 | 1 | 267 | 296 | 61 | 69 | 6 | |
| 60 - 64 | 2,172 | 544 | 896 | 330 | 124 | - | 111 | 125 | 18 | 21 | 3 | |
| 65+ | 1,278 | 442 | 477 | 152 | 51 | 1 | 59 | 57 | 19 | 13 | 7 | |
| B. Mining & quarrying | | | | | | | | | | | | |
| Total (16+) | 1,036 | 29 | 346 | 153 | 134 | 9 | 139 | 151 | 52 | 22 | 1 | |
| 16 - 19 | 10 | - | 1 | - | 6 | 1 | 1 | - | 1 | - | - | |
| 20 - 24 | 62 | - | 18 | 2 | 10 | 5 | 10 | 10 | 5 | 2 | - | |
| 25 - 29 | 106 | - | 37 | 9 | 11 | 2 | 20 | 18 | 7 | 2 | - | |
| 30 - 34 | 149 | 3 | 57 | 14 | 24 | 1 | 20 | 16 | 7 | 7 | - | |
| 35 - 39 | 132 | 3 | 40 | 21 | 20 | - | 23 | 17 | 4 | 4 | - | |
| 40 - 44 | 149 | 2 | 42 | 28 | 22 | - | 26 | 19 | 8 | 2 | - | |
| 45 - 49 | 160 | 4 | 54 | 23 | 20 | - | 24 | 31 | 4 | - | - | |
| 50 - 54 | 130 | 5 | 49 | 24 | 12 | - | 10 | 22 | 7 | 1 | - | |
| 55 - 59 | 104 | 11 | 31 | 25 | 8 | - | 4 | 17 | 4 | 3 | 1 | |
| 60 - 64 | 26 | 1 | 13 | 5 | - | - | 1 | 1 | 4 | 1 | - | |
| 65+ | 8 | - | 4 | 2 | 1 | - | - | - | 1 | - | - | |

Table CA15 - Currently employed population 16 years of age and over by industry (section), age and educational attainment

| Country, Island, Industry (section) and Age (in years) | Total | Educational attainment | | | | | | | | | University degree or equivalent | Not stated |
|---|--------|-------------------------|-------------------------------------|---------------|------------------------------|--|---|-------------------------------|--------------------------------|-------|--|---------------|
| | | Nil & Pre-primary | Primary | | Lower Secondary | | Upper Secondary | | | | | |
| | | | Std I - VI but not passed CPE | Passed CPE | Forms I - III Academic | Forms I - III Pre- Vocational | Forms IV - V but not passed SC | Passed SC or equivalent | Passed HSC or equivalent | | | |
| Island of Mauritius | | | | | | | | | | | | |
| C. Manufacturing | | | | | | | | | | | | |
| Total (16+) | 95,826 | 1,433 | 29,589 | 11,963 | 14,904 | 1,044 | 13,570 | 13,865 | 5,138 | 2,063 | 2,257 | |
| 16 - 19 | 1,943 | 4 | 222 | 70 | 549 | 341 | 402 | 245 | 100 | 2 | 8 | |
| 20 - 24 | 9,196 | 91 | 2,635 | 396 | 1,594 | 391 | 1,281 | 1,400 | 935 | 199 | 274 | |
| 25 - 29 | 14,499 | 120 | 5,852 | 896 | 2,047 | 164 | 1,599 | 1,650 | 908 | 471 | 792 | |
| 30 - 34 | 15,060 | 116 | 5,066 | 1,566 | 2,578 | 111 | 1,953 | 2,039 | 744 | 397 | 490 | |
| 35 - 39 | 12,732 | 75 | 3,845 | 1,548 | 2,234 | 15 | 1,985 | 1,797 | 667 | 258 | 308 | |
| 40 - 44 | 12,507 | 116 | 3,492 | 1,780 | 1,949 | 15 | 2,258 | 1,919 | 548 | 198 | 232 | |
| 45 - 49 | 13,006 | 220 | 3,373 | 2,102 | 1,789 | 3 | 2,232 | 2,380 | 608 | 195 | 104 | |
| 50 - 54 | 9,007 | 229 | 2,605 | 1,819 | 1,233 | 2 | 1,102 | 1,504 | 336 | 149 | 28 | |
| 55 - 59 | 5,624 | 307 | 1,788 | 1,296 | 683 | 1 | 560 | 662 | 193 | 117 | 17 | |
| 60 - 64 | 1,588 | 104 | 479 | 348 | 191 | 1 | 154 | 201 | 69 | 39 | 2 | |
| 65+ | 664 | 51 | 232 | 142 | 57 | - | 44 | 68 | 30 | 38 | 2 | |
| D. Electricity, gas, steam & air conditioning supply | | | | | | | | | | | | |
| Total (16+) | 2,187 | - | 146 | 138 | 198 | 7 | 354 | 679 | 418 | 244 | 3 | |
| 16 - 19 | 7 | - | 1 | - | 1 | - | 2 | 1 | 2 | - | - | |
| 20 - 24 | 165 | - | 4 | 2 | 11 | 3 | 20 | 39 | 78 | 8 | - | |
| 25 - 29 | 264 | - | 10 | 2 | 9 | 2 | 27 | 69 | 79 | 66 | - | |
| 30 - 34 | 214 | - | 9 | 7 | 14 | 1 | 23 | 71 | 43 | 45 | 1 | |
| 35 - 39 | 181 | - | 19 | 7 | 8 | - | 29 | 54 | 30 | 34 | - | |
| 40 - 44 | 288 | - | 17 | 7 | 20 | 1 | 54 | 93 | 68 | 28 | - | |
| 45 - 49 | 254 | - | 21 | 13 | 31 | - | 42 | 72 | 46 | 29 | - | |
| 50 - 54 | 335 | - | 33 | 31 | 36 | - | 89 | 103 | 25 | 17 | 1 | |
| 55 - 59 | 387 | - | 27 | 59 | 59 | - | 57 | 141 | 33 | 10 | 1 | |
| 60 - 64 | 83 | - | 2 | 9 | 9 | - | 11 | 34 | 12 | 6 | - | |
| 65+ | 9 | - | 3 | 1 | - | - | - | 2 | 2 | 1 | - | |
| E. Water supply; Sewerage, waste management & remediation activities | | | | | | | | | | | | |
| Total (16+) | 2,915 | 42 | 628 | 304 | 308 | 15 | 353 | 594 | 450 | 217 | 4 | |
| 16 - 19 | 29 | - | 8 | 1 | 6 | 3 | 3 | 3 | 5 | - | - | |
| 20 - 24 | 190 | - | 31 | 6 | 25 | 7 | 12 | 32 | 67 | 9 | 1 | |
| 25 - 29 | 320 | 4 | 50 | 9 | 26 | 3 | 39 | 66 | 90 | 33 | - | |
| 30 - 34 | 377 | 4 | 73 | 19 | 38 | 2 | 50 | 70 | 63 | 56 | 2 | |
| 35 - 39 | 402 | - | 82 | 36 | 46 | - | 55 | 75 | 77 | 31 | - | |
| 40 - 44 | 352 | 2 | 85 | 50 | 42 | - | 49 | 60 | 41 | 23 | - | |
| 45 - 49 | 318 | 6 | 79 | 44 | 40 | - | 62 | 52 | 28 | 7 | - | |
| 50 - 54 | 401 | 5 | 88 | 61 | 29 | - | 45 | 108 | 40 | 25 | - | |
| 55 - 59 | 418 | 14 | 100 | 64 | 46 | - | 26 | 105 | 36 | 26 | 1 | |
| 60 - 64 | 83 | 4 | 24 | 11 | 10 | - | 10 | 16 | 2 | 6 | - | |
| 65+ | 25 | 3 | 8 | 3 | - | - | 2 | 7 | 1 | 1 | - | |

Table CA15 - Currently employed population 16 years of age and over by industry (section), age and educational attainment

| Country, Island, Industry (section) and Age (in years) | Total | Educational attainment | | | | | | | | | University degree or equivalent | Not stated |
|--|--------|-------------------------|-------------------------------------|---------------|------------------------------|--|---|-------------------------------|--------------------------------|-------|--|---------------|
| | | Nil & Pre-primary | Primary | | Lower Secondary | | Upper Secondary | | | | | |
| | | | Std I - VI but not passed CPE | Passed CPE | Forms I - III Academic | Forms I - III Pre- Vocational | Forms IV - V but not passed SC | Passed SC or equivalent | Passed HSC or equivalent | | | |
| Island of Mauritius | | | | | | | | | | | | |
| F. Construction | | | | | | | | | | | | |
| Total (16+) | 51,657 | 834 | 18,546 | 6,627 | 8,756 | 999 | 7,629 | 5,394 | 1,610 | 817 | 445 | |
| 16 - 19 | 1,479 | 6 | 277 | 56 | 435 | 318 | 248 | 109 | 27 | 1 | 2 | |
| 20 - 24 | 4,981 | 25 | 1,206 | 261 | 1,111 | 411 | 921 | 663 | 294 | 42 | 47 | |
| 25 - 29 | 6,296 | 34 | 1,989 | 610 | 1,183 | 155 | 986 | 761 | 290 | 189 | 99 | |
| 30 - 34 | 8,091 | 73 | 3,078 | 976 | 1,343 | 89 | 1,142 | 817 | 279 | 194 | 100 | |
| 35 - 39 | 7,321 | 83 | 2,898 | 902 | 1,236 | 10 | 1,121 | 670 | 199 | 122 | 80 | |
| 40 - 44 | 7,192 | 120 | 2,789 | 944 | 1,162 | 10 | 1,166 | 699 | 174 | 71 | 57 | |
| 45 - 49 | 7,005 | 160 | 2,681 | 1,039 | 1,104 | 3 | 1,035 | 727 | 154 | 67 | 35 | |
| 50 - 54 | 5,205 | 156 | 2,002 | 1,000 | 693 | 1 | 620 | 557 | 108 | 53 | 15 | |
| 55 - 59 | 2,991 | 115 | 1,191 | 624 | 371 | 1 | 286 | 284 | 57 | 53 | 9 | |
| 60 - 64 | 792 | 37 | 296 | 163 | 95 | - | 86 | 80 | 20 | 14 | 1 | |
| 65+ | 304 | 25 | 139 | 52 | 23 | 1 | 18 | 27 | 8 | 11 | - | |
| G. Wholesale & retail trade; repair of motor vehicles & motorcycles | | | | | | | | | | | | |
| Total (16+) | 71,664 | 634 | 10,892 | 7,259 | 9,412 | 854 | 13,121 | 18,944 | 7,693 | 2,707 | 148 | |
| 16 - 19 | 2,454 | 1 | 203 | 90 | 517 | 321 | 579 | 562 | 178 | - | 3 | |
| 20 - 24 | 8,277 | 6 | 650 | 326 | 1,175 | 343 | 1,673 | 2,465 | 1,450 | 174 | 15 | |
| 25 - 29 | 8,760 | 9 | 1,009 | 514 | 1,042 | 110 | 1,661 | 2,589 | 1,270 | 540 | 16 | |
| 30 - 34 | 10,144 | 13 | 1,440 | 805 | 1,432 | 60 | 1,910 | 2,796 | 1,126 | 538 | 24 | |
| 35 - 39 | 8,360 | 20 | 1,284 | 769 | 1,122 | 9 | 1,661 | 2,195 | 915 | 360 | 25 | |
| 40 - 44 | 8,506 | 35 | 1,362 | 843 | 1,079 | 5 | 1,756 | 2,278 | 848 | 285 | 15 | |
| 45 - 49 | 9,402 | 78 | 1,516 | 1,112 | 1,163 | 4 | 1,799 | 2,578 | 861 | 272 | 19 | |
| 50 - 54 | 6,992 | 97 | 1,243 | 1,110 | 814 | 1 | 1,043 | 1,836 | 593 | 244 | 11 | |
| 55 - 59 | 4,615 | 94 | 1,036 | 892 | 575 | 1 | 567 | 989 | 276 | 176 | 9 | |
| 60 - 64 | 2,252 | 98 | 572 | 434 | 268 | - | 299 | 400 | 105 | 72 | 4 | |
| 65+ | 1,902 | 183 | 577 | 364 | 225 | - | 173 | 256 | 71 | 46 | 7 | |
| H. Transportation and storage | | | | | | | | | | | | |
| Total (16+) | 31,243 | 155 | 5,006 | 3,466 | 4,300 | 205 | 6,195 | 7,133 | 3,667 | 1,090 | 26 | |
| 16 - 19 | 289 | 1 | 40 | 10 | 64 | 32 | 60 | 52 | 30 | - | - | |
| 20 - 24 | 2,123 | 3 | 198 | 77 | 278 | 73 | 348 | 496 | 594 | 55 | 1 | |
| 25 - 29 | 3,024 | 5 | 358 | 150 | 348 | 55 | 573 | 716 | 631 | 187 | 1 | |
| 30 - 34 | 4,566 | 12 | 679 | 370 | 648 | 30 | 927 | 1,024 | 659 | 215 | 2 | |
| 35 - 39 | 4,125 | 5 | 701 | 357 | 616 | 6 | 911 | 856 | 519 | 150 | 4 | |
| 40 - 44 | 4,365 | 16 | 673 | 447 | 607 | 4 | 989 | 1,011 | 461 | 156 | 1 | |
| 45 - 49 | 4,806 | 28 | 753 | 518 | 661 | 2 | 1,135 | 1,191 | 385 | 125 | 8 | |
| 50 - 54 | 3,773 | 23 | 635 | 612 | 507 | 1 | 661 | 995 | 240 | 95 | 4 | |
| 55 - 59 | 2,856 | 31 | 578 | 606 | 398 | - | 450 | 603 | 111 | 77 | 2 | |
| 60 - 64 | 895 | 13 | 228 | 207 | 137 | 2 | 111 | 139 | 31 | 25 | 2 | |
| 65+ | 421 | 18 | 163 | 112 | 36 | - | 30 | 50 | 6 | 5 | 1 | |

Table CA15 - Currently employed population 16 years of age and over by industry (section), age and educational attainment

| Country, Island, Industry (section) and Age (in years) | Total | Educational attainment | | | | | | | | | University degree or equivalent | Not stated |
|--|--------|-------------------------|-------------------------------------|---------------|------------------------------|--|---|-------------------------------|--------------------------------|-------|--|---------------|
| | | Nil & Pre-primary | Primary | | Lower Secondary | | Upper Secondary | | | | | |
| | | | Std I - VI but not passed CPE | Passed CPE | Forms I - III Academic | Forms I - III Pre- Vocational | Forms IV - V but not passed SC | Passed SC or equivalent | Passed HSC or equivalent | | | |
| Island of Mauritius | | | | | | | | | | | | |
| I. Accommodation & food service activities | | | | | | | | | | | | |
| Total (16+) | 38,716 | 354 | 6,433 | 3,648 | 5,171 | 540 | 8,422 | 10,270 | 2,928 | 841 | 109 | |
| 16 - 19 | 1,633 | - | 103 | 35 | 338 | 184 | 484 | 415 | 72 | - | 2 | |
| 20 - 24 | 5,570 | 4 | 354 | 166 | 765 | 219 | 1,462 | 1,880 | 602 | 107 | 11 | |
| 25 - 29 | 5,763 | 10 | 638 | 323 | 726 | 75 | 1,294 | 1,835 | 621 | 220 | 21 | |
| 30 - 34 | 6,538 | 20 | 1,026 | 554 | 868 | 49 | 1,456 | 1,797 | 580 | 166 | 22 | |
| 35 - 39 | 5,038 | 17 | 929 | 486 | 697 | 4 | 1,217 | 1,227 | 331 | 110 | 20 | |
| 40 - 44 | 4,591 | 38 | 972 | 545 | 644 | 5 | 1,008 | 1,047 | 244 | 81 | 7 | |
| 45 - 49 | 4,352 | 59 | 934 | 580 | 526 | 3 | 844 | 1,094 | 235 | 66 | 11 | |
| 50 - 54 | 2,804 | 63 | 728 | 494 | 340 | - | 399 | 589 | 134 | 49 | 8 | |
| 55 - 59 | 1,596 | 71 | 481 | 318 | 170 | 1 | 168 | 292 | 69 | 23 | 3 | |
| 60 - 64 | 566 | 37 | 176 | 104 | 69 | - | 68 | 73 | 26 | 10 | 3 | |
| 65+ | 265 | 35 | 92 | 43 | 28 | - | 22 | 21 | 14 | 9 | 1 | |
| J. Information and communication | | | | | | | | | | | | |
| Total (16+) | 11,253 | 13 | 248 | 222 | 417 | 14 | 712 | 2,501 | 3,809 | 3,303 | 14 | |
| 16 - 19 | 189 | - | 5 | - | 13 | 5 | 14 | 60 | 92 | - | - | |
| 20 - 24 | 2,147 | 2 | 23 | 8 | 39 | 6 | 107 | 456 | 1,068 | 433 | 5 | |
| 25 - 29 | 2,869 | - | 18 | 17 | 59 | 2 | 102 | 461 | 955 | 1,255 | - | |
| 30 - 34 | 1,843 | - | 30 | 26 | 62 | 1 | 99 | 372 | 585 | 664 | 4 | |
| 35 - 39 | 1,205 | 2 | 25 | 19 | 50 | - | 87 | 282 | 390 | 347 | 3 | |
| 40 - 44 | 933 | 1 | 28 | 23 | 55 | - | 77 | 246 | 276 | 226 | 1 | |
| 45 - 49 | 884 | 3 | 45 | 37 | 48 | - | 106 | 262 | 215 | 168 | - | |
| 50 - 54 | 628 | 3 | 41 | 38 | 40 | - | 56 | 206 | 122 | 122 | - | |
| 55 - 59 | 387 | 2 | 23 | 37 | 42 | - | 46 | 111 | 69 | 56 | 1 | |
| 60 - 64 | 112 | - | 6 | 12 | 8 | - | 14 | 27 | 25 | 20 | - | |
| 65+ | 56 | - | 4 | 5 | 1 | - | 4 | 18 | 12 | 12 | - | |
| K. Financial and insurance activities | | | | | | | | | | | | |
| Total (16+) | 14,120 | 8 | 198 | 167 | 340 | 7 | 747 | 2,519 | 6,257 | 3,854 | 23 | |
| 16 - 19 | 160 | - | - | - | 1 | - | 4 | 33 | 122 | - | - | |
| 20 - 24 | 2,270 | 1 | 5 | 4 | 21 | 4 | 68 | 237 | 1,466 | 462 | 2 | |
| 25 - 29 | 3,093 | - | 15 | 10 | 35 | 1 | 92 | 334 | 1,498 | 1,103 | 5 | |
| 30 - 34 | 2,176 | - | 19 | 16 | 52 | 2 | 103 | 319 | 827 | 835 | 3 | |
| 35 - 39 | 1,594 | 1 | 21 | 12 | 44 | - | 96 | 293 | 613 | 511 | 3 | |
| 40 - 44 | 1,521 | - | 31 | 18 | 39 | - | 110 | 292 | 688 | 340 | 3 | |
| 45 - 49 | 1,329 | 2 | 40 | 26 | 58 | - | 121 | 328 | 492 | 261 | 1 | |
| 50 - 54 | 1,059 | - | 33 | 35 | 48 | - | 88 | 354 | 327 | 171 | 3 | |
| 55 - 59 | 672 | 1 | 22 | 29 | 32 | - | 42 | 248 | 176 | 122 | - | |
| 60 - 64 | 169 | 3 | 7 | 9 | 8 | - | 15 | 59 | 35 | 31 | 2 | |
| 65+ | 77 | - | 5 | 8 | 2 | - | 8 | 22 | 13 | 18 | 1 | |

Table CA15 - Currently employed population 16 years of age and over by industry (section), age and educational attainment

| Country, Island, Industry (section) and Age (in years) | Total | Educational attainment | | | | | | | | | University degree or equivalent | Not stated |
|--|--------|-------------------------|-------------------------------------|---------------|------------------------------|--|---|-------------------------------|--------------------------------|-------|--|---------------|
| | | Nil & Pre-primary | Primary | | Lower Secondary | | Upper Secondary | | | | | |
| | | | Std I - VI but not passed CPE | Passed CPE | Forms I - III Academic | Forms I - III Pre- Vocational | Forms IV - V but not passed SC | Passed SC or equivalent | Passed HSC or equivalent | | | |
| Island of Mauritius | | | | | | | | | | | | |
| L. Real estate activities | | | | | | | | | | | | |
| Total (16+) | 1,579 | 13 | 162 | 79 | 130 | 1 | 159 | 413 | 366 | 253 | 3 | |
| 16 - 19 | 7 | - | - | - | 1 | - | 1 | 2 | 3 | - | - | |
| 20 - 24 | 94 | - | 7 | 1 | 9 | - | 11 | 23 | 38 | 5 | - | |
| 25 - 29 | 192 | - | 13 | 4 | 9 | - | 17 | 58 | 55 | 36 | - | |
| 30 - 34 | 244 | - | 20 | 10 | 16 | 1 | 21 | 48 | 66 | 62 | - | |
| 35 - 39 | 206 | - | 17 | 4 | 17 | - | 23 | 52 | 55 | 38 | - | |
| 40 - 44 | 220 | 1 | 21 | 14 | 21 | - | 25 | 55 | 46 | 37 | - | |
| 45 - 49 | 250 | 2 | 35 | 16 | 27 | - | 28 | 68 | 49 | 24 | 1 | |
| 50 - 54 | 169 | 3 | 21 | 11 | 16 | - | 16 | 54 | 35 | 12 | 1 | |
| 55 - 59 | 110 | 6 | 12 | 10 | 9 | - | 9 | 31 | 11 | 21 | 1 | |
| 60 - 64 | 50 | - | 8 | 6 | 4 | - | 7 | 10 | 7 | 8 | - | |
| 65+ | 37 | 1 | 8 | 3 | 1 | - | 1 | 12 | 1 | 10 | - | |
| M. Professional, scientific & technical activities | | | | | | | | | | | | |
| Total (16+) | 12,534 | 29 | 703 | 462 | 885 | 76 | 1,014 | 2,679 | 3,241 | 3,373 | 72 | |
| 16 - 19 | 198 | - | 7 | 3 | 18 | 24 | 21 | 40 | 83 | 2 | - | |
| 20 - 24 | 1,985 | - | 49 | 19 | 111 | 28 | 118 | 347 | 865 | 440 | 8 | |
| 25 - 29 | 2,367 | - | 74 | 26 | 138 | 13 | 142 | 412 | 720 | 819 | 23 | |
| 30 - 34 | 1,928 | 1 | 106 | 55 | 157 | 7 | 145 | 387 | 439 | 619 | 12 | |
| 35 - 39 | 1,439 | 2 | 104 | 56 | 114 | 1 | 140 | 317 | 313 | 382 | 10 | |
| 40 - 44 | 1,277 | 3 | 95 | 60 | 113 | - | 130 | 329 | 255 | 281 | 11 | |
| 45 - 49 | 1,114 | 5 | 85 | 61 | 91 | - | 123 | 307 | 225 | 215 | 2 | |
| 50 - 54 | 952 | 3 | 83 | 72 | 68 | 1 | 86 | 258 | 164 | 214 | 3 | |
| 55 - 59 | 780 | 7 | 72 | 74 | 60 | 1 | 72 | 178 | 103 | 212 | 1 | |
| 60 - 64 | 303 | 4 | 19 | 26 | 9 | - | 26 | 68 | 39 | 112 | - | |
| 65+ | 191 | 4 | 9 | 10 | 6 | 1 | 11 | 36 | 35 | 77 | 2 | |
| N. Administrative and support service activities | | | | | | | | | | | | |
| Total (16+) | 22,441 | 336 | 3,849 | 1,890 | 2,287 | 148 | 3,481 | 4,992 | 3,740 | 1,677 | 41 | |
| 16 - 19 | 663 | 2 | 40 | 12 | 88 | 39 | 142 | 187 | 153 | - | - | |
| 20 - 24 | 3,711 | 3 | 195 | 53 | 273 | 66 | 489 | 1,043 | 1,323 | 262 | 4 | |
| 25 - 29 | 3,452 | 2 | 269 | 122 | 253 | 29 | 444 | 827 | 920 | 580 | 6 | |
| 30 - 34 | 3,076 | 14 | 466 | 200 | 317 | 11 | 467 | 757 | 500 | 344 | - | |
| 35 - 39 | 2,309 | 11 | 448 | 214 | 285 | 1 | 422 | 488 | 269 | 167 | 4 | |
| 40 - 44 | 2,316 | 25 | 560 | 264 | 279 | 1 | 423 | 424 | 210 | 123 | 7 | |
| 45 - 49 | 2,662 | 54 | 605 | 315 | 330 | 1 | 522 | 559 | 189 | 78 | 9 | |
| 50 - 54 | 1,961 | 74 | 530 | 330 | 213 | - | 274 | 385 | 93 | 56 | 6 | |
| 55 - 59 | 1,424 | 72 | 460 | 250 | 156 | - | 187 | 198 | 56 | 41 | 4 | |
| 60 - 64 | 576 | 44 | 181 | 89 | 63 | - | 74 | 90 | 19 | 15 | 1 | |
| 65+ | 291 | 35 | 95 | 41 | 30 | - | 37 | 34 | 8 | 11 | - | |

Table CA15 - Currently employed population 16 years of age and over by industry (section), age and educational attainment

| Country, Island, Industry (section) and Age (in years) | Total | Educational attainment | | | | | | | | | University degree or equivalent | Not stated |
|---|--------|-------------------------|-------------------------------------|---------------|------------------------------|--|---|-------------------------------|--------------------------------|-------|--|---------------|
| | | Nil & Pre-primary | Primary | | Lower Secondary | | Upper Secondary | | | | | |
| | | | Std I - VI but not passed CPE | Passed CPE | Forms I - III Academic | Forms I - III Pre- Vocational | Forms IV - V but not passed SC | Passed SC or equivalent | Passed HSC or equivalent | | | |
| Island of Mauritius | | | | | | | | | | | | |
| O. Public administration & defence; compulsory social security | | | | | | | | | | | | |
| Total (16+) | 36,105 | 97 | 2,452 | 1,962 | 1,574 | 24 | 2,557 | 11,733 | 10,757 | 4,925 | 24 | |
| 16 - 19 | 201 | - | - | 1 | 3 | 1 | 5 | 90 | 100 | 1 | - | |
| 20 - 24 | 1,821 | - | 11 | 3 | 26 | 3 | 49 | 503 | 1,065 | 158 | 3 | |
| 25 - 29 | 3,379 | 2 | 58 | 40 | 58 | 9 | 132 | 834 | 1,606 | 640 | - | |
| 30 - 34 | 5,207 | 2 | 166 | 103 | 169 | 7 | 241 | 1,485 | 2,123 | 906 | 5 | |
| 35 - 39 | 5,003 | 1 | 229 | 155 | 202 | 3 | 310 | 1,498 | 1,842 | 763 | - | |
| 40 - 44 | 4,904 | 4 | 281 | 217 | 220 | - | 339 | 1,675 | 1,513 | 651 | 4 | |
| 45 - 49 | 4,675 | 7 | 379 | 278 | 270 | - | 519 | 1,578 | 1,141 | 501 | 2 | |
| 50 - 54 | 5,164 | 22 | 539 | 504 | 256 | 1 | 445 | 1,887 | 807 | 696 | 7 | |
| 55 - 59 | 4,559 | 42 | 624 | 540 | 290 | - | 414 | 1,756 | 455 | 436 | 2 | |
| 60 - 64 | 1,042 | 10 | 143 | 113 | 74 | - | 96 | 391 | 88 | 126 | 1 | |
| 65+ | 150 | 7 | 22 | 8 | 6 | - | 7 | 36 | 17 | 47 | - | |
| P. Education | | | | | | | | | | | | |
| Total (16+) | 29,469 | 53 | 1,123 | 1,063 | 1,065 | 23 | 2,065 | 6,518 | 8,137 | 9,391 | 31 | |
| 16 - 19 | 121 | - | 3 | 4 | 9 | 5 | 16 | 32 | 49 | 3 | - | |
| 20 - 24 | 1,779 | - | 13 | 15 | 54 | 8 | 90 | 228 | 959 | 408 | 4 | |
| 25 - 29 | 4,039 | - | 35 | 17 | 77 | 2 | 140 | 448 | 1,499 | 1,815 | 6 | |
| 30 - 34 | 4,861 | - | 70 | 69 | 136 | 4 | 217 | 591 | 1,560 | 2,211 | 3 | |
| 35 - 39 | 3,718 | 2 | 100 | 77 | 126 | 1 | 273 | 609 | 1,112 | 1,415 | 3 | |
| 40 - 44 | 3,160 | 3 | 115 | 136 | 153 | 1 | 331 | 780 | 808 | 831 | 2 | |
| 45 - 49 | 3,203 | 7 | 166 | 155 | 181 | 2 | 414 | 987 | 718 | 568 | 5 | |
| 50 - 54 | 3,641 | 7 | 230 | 236 | 126 | - | 263 | 1,189 | 640 | 948 | 2 | |
| 55 - 59 | 3,670 | 19 | 304 | 257 | 148 | - | 223 | 1,244 | 591 | 879 | 5 | |
| 60 - 64 | 1,021 | 7 | 62 | 80 | 45 | - | 78 | 341 | 165 | 242 | 1 | |
| 65+ | 256 | 8 | 25 | 17 | 10 | - | 20 | 69 | 36 | 71 | - | |
| Q. Human health and social work activities | | | | | | | | | | | | |
| Total (16+) | 17,865 | 50 | 1,138 | 1,212 | 1,052 | 23 | 1,874 | 4,988 | 4,707 | 2,795 | 26 | |
| 16 - 19 | 70 | - | 1 | 2 | 4 | 3 | 11 | 29 | 20 | - | - | |
| 20 - 24 | 1,037 | - | 12 | 10 | 40 | 13 | 66 | 288 | 527 | 77 | 4 | |
| 25 - 29 | 2,406 | - | 43 | 29 | 75 | 4 | 136 | 508 | 1,003 | 605 | 3 | |
| 30 - 34 | 2,739 | - | 70 | 62 | 121 | 3 | 234 | 648 | 1,100 | 496 | 5 | |
| 35 - 39 | 1,986 | 1 | 104 | 89 | 130 | - | 243 | 557 | 646 | 211 | 5 | |
| 40 - 44 | 2,068 | 4 | 148 | 140 | 162 | - | 327 | 558 | 524 | 201 | 4 | |
| 45 - 49 | 2,164 | 5 | 160 | 170 | 159 | - | 351 | 687 | 364 | 265 | 3 | |
| 50 - 54 | 2,305 | 7 | 212 | 254 | 156 | - | 254 | 755 | 287 | 379 | 1 | |
| 55 - 59 | 2,203 | 19 | 292 | 372 | 154 | - | 189 | 723 | 158 | 295 | 1 | |
| 60 - 64 | 649 | 5 | 78 | 68 | 38 | - | 49 | 196 | 54 | 161 | - | |
| 65+ | 238 | 9 | 18 | 16 | 13 | - | 14 | 39 | 24 | 105 | - | |

Table CA15 - Currently employed population 16 years of age and over by industry (section), age and educational attainment

| Country, Island, Industry (section) and Age (in years) | Total | Educational attainment | | | | | | | | | |
|--|--------|-------------------------|-------------------------------------|---------------|------------------------------|--|---|-------------------------------|--------------------------------|--|---------------|
| | | Nil & Pre-primary | Primary | | Lower Secondary | | Upper Secondary | | | University degree or equivalent | Not stated |
| | | | Std I - VI but not passed CPE | Passed CPE | Forms I - III Academic | Forms I - III Pre- Vocational | Forms IV - V but not passed SC | Passed SC or equivalent | Passed HSC or equivalent | | |
| Island of Mauritius | | | | | | | | | | | |
| R. Arts, entertainment and recreation | | | | | | | | | | | |
| Total (16+) | 6,005 | 34 | 752 | 477 | 706 | 63 | 1,179 | 1,743 | 782 | 260 | 9 |
| 16 - 19 | 170 | - | 14 | 3 | 35 | 12 | 43 | 47 | 16 | - | - |
| 20 - 24 | 768 | - | 49 | 19 | 96 | 31 | 185 | 232 | 133 | 23 | - |
| 25 - 29 | 874 | 1 | 94 | 49 | 113 | 8 | 180 | 259 | 126 | 44 | - |
| 30 - 34 | 899 | 4 | 125 | 69 | 109 | 12 | 167 | 244 | 116 | 51 | 2 |
| 35 - 39 | 825 | 2 | 100 | 59 | 98 | - | 154 | 249 | 123 | 39 | 1 |
| 40 - 44 | 794 | 1 | 104 | 64 | 85 | - | 184 | 222 | 101 | 30 | 3 |
| 45 - 49 | 725 | 5 | 89 | 78 | 77 | - | 136 | 243 | 73 | 23 | 1 |
| 50 - 54 | 488 | 8 | 86 | 59 | 51 | - | 69 | 138 | 51 | 25 | 1 |
| 55 - 59 | 329 | 7 | 71 | 56 | 27 | - | 42 | 87 | 27 | 12 | - |
| 60 - 64 | 82 | 3 | 12 | 15 | 4 | - | 11 | 16 | 13 | 8 | - |
| 65+ | 51 | 3 | 8 | 6 | 11 | - | 8 | 6 | 3 | 5 | 1 |
| S. Other service activities | | | | | | | | | | | |
| Total (16+) | 7,706 | 48 | 1,084 | 778 | 1,199 | 96 | 1,521 | 1,932 | 663 | 357 | 28 |
| 16 - 19 | 263 | - | 26 | 6 | 78 | 28 | 76 | 41 | 8 | - | - |
| 20 - 24 | 887 | - | 82 | 34 | 190 | 37 | 212 | 214 | 101 | 13 | 4 |
| 25 - 29 | 1,075 | - | 102 | 74 | 180 | 20 | 202 | 319 | 107 | 68 | 3 |
| 30 - 34 | 1,221 | 1 | 133 | 96 | 205 | 8 | 281 | 321 | 111 | 57 | 8 |
| 35 - 39 | 909 | 1 | 107 | 83 | 124 | 1 | 208 | 248 | 93 | 43 | 1 |
| 40 - 44 | 861 | 6 | 126 | 82 | 109 | - | 185 | 232 | 76 | 42 | 3 |
| 45 - 49 | 907 | 7 | 150 | 95 | 133 | 2 | 177 | 232 | 70 | 41 | - |
| 50 - 54 | 665 | 8 | 118 | 126 | 72 | - | 99 | 158 | 44 | 36 | 4 |
| 55 - 59 | 494 | 8 | 118 | 101 | 65 | - | 38 | 115 | 30 | 18 | 1 |
| 60 - 64 | 219 | 5 | 53 | 37 | 31 | - | 32 | 33 | 13 | 15 | - |
| 65+ | 205 | 12 | 69 | 44 | 12 | - | 11 | 19 | 10 | 24 | 4 |
| T. Activities of households as employers | | | | | | | | | | | |
| Total (16+) | 19,067 | 1,149 | 8,521 | 3,741 | 2,660 | 92 | 1,935 | 840 | 102 | 3 | 24 |
| 16 - 19 | 109 | 1 | 24 | 6 | 34 | 18 | 18 | 8 | - | - | - |
| 20 - 24 | 502 | 1 | 135 | 36 | 152 | 34 | 93 | 43 | 7 | - | 1 |
| 25 - 29 | 967 | 5 | 352 | 146 | 226 | 19 | 145 | 63 | 10 | 1 | - |
| 30 - 34 | 1,949 | 20 | 825 | 347 | 372 | 14 | 266 | 93 | 9 | - | 3 |
| 35 - 39 | 2,267 | 36 | 986 | 440 | 414 | 2 | 264 | 111 | 10 | 2 | 2 |
| 40 - 44 | 3,013 | 72 | 1,303 | 593 | 480 | 5 | 388 | 152 | 19 | - | 1 |
| 45 - 49 | 3,620 | 163 | 1,566 | 803 | 446 | - | 427 | 190 | 17 | - | 8 |
| 50 - 54 | 2,990 | 229 | 1,460 | 681 | 306 | - | 197 | 99 | 15 | - | 3 |
| 55 - 59 | 2,170 | 317 | 1,099 | 455 | 151 | - | 77 | 60 | 9 | - | 2 |
| 60 - 64 | 925 | 167 | 478 | 164 | 52 | - | 44 | 16 | 1 | - | 3 |
| 65+ | 555 | 138 | 293 | 70 | 27 | - | 16 | 5 | 5 | - | 1 |

Table CA15 - Currently employed population 16 years of age and over by industry (section), age and educational attainment

| Country, Island, Industry (section) and Age (in years) | Total | Educational attainment | | | | | | | | | |
|--|-------|-------------------------|-------------------------------------|---------------|------------------------------|--|---|-------------------------------|--------------------------------|--|---------------|
| | | Nil & Pre-primary | Primary | | Lower Secondary | | Upper Secondary | | | University degree or equivalent | Not stated |
| | | | Std I - VI but not passed CPE | Passed CPE | Forms I - III Academic | Forms I - III Pre- Vocational | Forms IV - V but not passed SC | Passed SC or equivalent | Passed HSC or equivalent | | |

Island of Mauritius

U. Activities of extra territorial
organisations & bodies

| | | | | | | | | | | | |
|-----------------------|-----|---|----|---|----|---|----|----|----|-----|---|
| Total (16+) | 336 | - | 17 | 7 | 17 | - | 27 | 91 | 72 | 105 | - |
| 16 - 19 | - | - | - | - | - | - | - | - | - | - | - |
| 20 - 24 | 9 | - | - | - | - | - | 1 | 1 | 5 | 2 | - |
| 25 - 29 | 31 | - | 1 | - | 2 | - | 4 | 4 | 8 | 12 | - |
| 30 - 34 | 48 | - | 1 | 1 | 1 | - | 2 | 11 | 7 | 25 | - |
| 35 - 39 | 46 | - | - | - | 3 | - | 1 | 12 | 9 | 21 | - |
| 40 - 44 | 41 | - | - | - | 2 | - | 4 | 17 | 7 | 11 | - |
| 45 - 49 | 51 | - | 2 | 2 | 2 | - | 2 | 14 | 15 | 14 | - |
| 50 - 54 | 54 | - | 6 | 1 | 3 | - | 5 | 24 | 9 | 6 | - |
| 55 - 59 | 39 | - | 5 | 3 | 3 | - | 6 | 6 | 9 | 7 | - |
| 60 - 64 | 13 | - | 1 | - | 1 | - | 2 | 1 | 3 | 5 | - |
| 65+ | 4 | - | 1 | - | - | - | - | 1 | - | 2 | - |

Not Stated

| | | | | | | | | | | | |
|-----------------------|-------|----|-----|----|-----|---|----|----|----|----|----|
| Total (16+) | 1,027 | 10 | 538 | 29 | 226 | 3 | 60 | 68 | 54 | 18 | 21 |
| 16 - 19 | 15 | - | 2 | 1 | 3 | 2 | 1 | 5 | 1 | - | - |
| 20 - 24 | 185 | - | 86 | 3 | 54 | - | 11 | 15 | 15 | - | 1 |
| 25 - 29 | 296 | 1 | 204 | 4 | 37 | 1 | 14 | 12 | 11 | 7 | 5 |
| 30 - 34 | 223 | 1 | 146 | 3 | 39 | - | 7 | 11 | 11 | 3 | 2 |
| 35 - 39 | 115 | - | 43 | 1 | 41 | - | 11 | 6 | 5 | 2 | 6 |
| 40 - 44 | 94 | - | 36 | 5 | 35 | - | 6 | 7 | 2 | - | 3 |
| 45 - 49 | 49 | 1 | 15 | 4 | 10 | - | 5 | 7 | 4 | 1 | 2 |
| 50 - 54 | 24 | 2 | 4 | 5 | 4 | - | 2 | 1 | 1 | 4 | 1 |
| 55 - 59 | 14 | 1 | 1 | - | 3 | - | 2 | 2 | 4 | - | 1 |
| 60 - 64 | 5 | 2 | - | 1 | - | - | 1 | - | - | 1 | - |
| 65+ | 7 | 2 | 1 | 2 | - | - | - | 2 | - | - | - |

Table CA15 - Currently employed population 16 years of age and over by industry (section), age and educational attainment

| Country, Island, Industry (section) and Age (in years) | Total | Educational attainment | | | | | | | | | University degree or equivalent | Not stated |
|--|--------|-------------------------|-------------------------------------|---------------|------------------------------|--|---|-------------------------------|--------------------------------|-----|--|---------------|
| | | Nil & Pre-primary | Primary | | Lower Secondary | | Upper Secondary | | | | | |
| | | | Std I - VI but not passed CPE | Passed CPE | Forms I - III Academic | Forms I - III Pre- Vocational | Forms IV - V but not passed SC | Passed SC or equivalent | Passed HSC or equivalent | | | |
| Island of Rodrigues | | | | | | | | | | | | |
| All industries | | | | | | | | | | | | |
| Total (16+) | 15,415 | 783 | 6,390 | 1,536 | 1,354 | 314 | 1,141 | 2,490 | 1,017 | 364 | 26 | |
| 16 - 19 | 351 | 2 | 60 | 9 | 80 | 104 | 39 | 35 | 20 | - | 2 | |
| 20 - 24 | 1,380 | 10 | 266 | 43 | 190 | 128 | 163 | 323 | 222 | 32 | 3 | |
| 25 - 29 | 2,103 | 19 | 590 | 80 | 189 | 46 | 198 | 551 | 329 | 96 | 5 | |
| 30 - 34 | 2,431 | 39 | 1,011 | 151 | 203 | 34 | 185 | 531 | 180 | 93 | 4 | |
| 35 - 39 | 2,020 | 34 | 908 | 167 | 193 | - | 207 | 379 | 80 | 51 | 1 | |
| 40 - 44 | 1,855 | 76 | 819 | 191 | 233 | 2 | 163 | 282 | 59 | 30 | - | |
| 45 - 49 | 1,692 | 119 | 844 | 291 | 120 | - | 84 | 161 | 55 | 17 | 1 | |
| 50 - 54 | 1,543 | 92 | 823 | 302 | 74 | - | 49 | 139 | 37 | 22 | 5 | |
| 55 - 59 | 996 | 142 | 506 | 167 | 51 | - | 31 | 63 | 22 | 13 | 1 | |
| 60 - 64 | 449 | 96 | 224 | 64 | 14 | - | 16 | 19 | 8 | 7 | 1 | |
| 65+ | 595 | 154 | 339 | 71 | 7 | - | 6 | 7 | 5 | 3 | 3 | |
| A. Agriculture, forestry & fishing | | | | | | | | | | | | |
| Total (16+) | 4,616 | 521 | 2,936 | 419 | 249 | 92 | 167 | 178 | 33 | 6 | 15 | |
| 16 - 19 | 116 | 2 | 28 | 4 | 20 | 42 | 7 | 7 | 5 | - | 1 | |
| 20 - 24 | 276 | 3 | 97 | 15 | 45 | 29 | 34 | 43 | 9 | - | 1 | |
| 25 - 29 | 390 | 15 | 222 | 17 | 37 | 14 | 30 | 45 | 6 | 2 | 2 | |
| 30 - 34 | 596 | 23 | 420 | 42 | 37 | 6 | 27 | 36 | 2 | - | 3 | |
| 35 - 39 | 591 | 24 | 435 | 47 | 34 | - | 25 | 20 | 4 | 1 | 1 | |
| 40 - 44 | 590 | 46 | 409 | 61 | 46 | 1 | 20 | 7 | - | - | - | |
| 45 - 49 | 599 | 75 | 411 | 73 | 13 | - | 8 | 14 | 3 | 1 | 1 | |
| 50 - 54 | 487 | 63 | 340 | 61 | 8 | - | 6 | 5 | 1 | 1 | 2 | |
| 55 - 59 | 287 | 66 | 179 | 32 | 5 | - | 3 | - | 2 | - | - | |
| 60 - 64 | 249 | 71 | 140 | 28 | 3 | - | 4 | 1 | 1 | - | 1 | |
| 65+ | 435 | 133 | 255 | 39 | 1 | - | 3 | - | - | 1 | 3 | |
| B. Mining & quarrying | | | | | | | | | | | | |
| Total (16+) | 84 | 1 | 53 | 8 | 6 | 1 | 5 | 8 | 2 | - | - | |
| 16 - 19 | 1 | - | - | - | 1 | - | - | - | - | - | - | |
| 20 - 24 | 10 | - | 4 | 1 | 1 | - | 1 | 1 | 2 | - | - | |
| 25 - 29 | 15 | - | 10 | - | 2 | 1 | 1 | 1 | - | - | - | |
| 30 - 34 | 11 | - | 7 | 1 | 1 | - | 1 | 1 | - | - | - | |
| 35 - 39 | 14 | - | 8 | 1 | - | - | 1 | 4 | - | - | - | |
| 40 - 44 | 8 | 1 | 6 | - | - | - | - | 1 | - | - | - | |
| 45 - 49 | 12 | - | 9 | 2 | 1 | - | - | - | - | - | - | |
| 50 - 54 | 13 | - | 9 | 3 | - | - | 1 | - | - | - | - | |
| 55 - 59 | - | - | - | - | - | - | - | - | - | - | - | |
| 60 - 64 | - | - | - | - | - | - | - | - | - | - | - | |
| 65+ | - | - | - | - | - | - | - | - | - | - | - | |

Table CA15 - Currently employed population 16 years of age and over by industry (section), age and educational attainment

| Country, Island, Industry (section) and Age (in years) | Total | Educational attainment | | | | | | | | | University degree or equivalent | Not stated |
|---|-------|-------------------------|-------------------------------------|---------------|------------------------------|--|---|-------------------------------|--------------------------------|---|--|---------------|
| | | Nil & Pre-primary | Primary | | Lower Secondary | | Upper Secondary | | | | | |
| | | | Std I - VI but not passed CPE | Passed CPE | Forms I - III Academic | Forms I - III Pre- Vocational | Forms IV - V but not passed SC | Passed SC or equivalent | Passed HSC or equivalent | | | |
| Island of Rodrigues | | | | | | | | | | | | |
| C. Manufacturing | | | | | | | | | | | | |
| Total (16+) | 943 | 28 | 427 | 154 | 113 | 28 | 75 | 89 | 22 | 4 | 3 | |
| 16 - 19 | 30 | - | 8 | 1 | 5 | 7 | 3 | 6 | - | - | - | |
| 20 - 24 | 76 | - | 13 | 2 | 9 | 13 | 13 | 20 | 5 | 1 | - | |
| 25 - 29 | 105 | - | 42 | 5 | 17 | 4 | 9 | 21 | 4 | 1 | 2 | |
| 30 - 34 | 156 | 2 | 78 | 18 | 20 | 4 | 13 | 18 | 3 | - | - | |
| 35 - 39 | 136 | 1 | 79 | 29 | 14 | - | 8 | 4 | 1 | - | - | |
| 40 - 44 | 125 | 4 | 55 | 22 | 20 | - | 11 | 10 | 2 | 1 | - | |
| 45 - 49 | 131 | 7 | 59 | 36 | 13 | - | 9 | 5 | 2 | - | - | |
| 50 - 54 | 89 | 1 | 46 | 22 | 7 | - | 5 | 2 | 4 | 1 | 1 | |
| 55 - 59 | 49 | 4 | 27 | 12 | 3 | - | 2 | 1 | - | - | - | |
| 60 - 64 | 27 | 5 | 10 | 6 | 4 | - | 1 | - | 1 | - | - | |
| 65+ | 19 | 4 | 10 | 1 | 1 | - | 1 | 2 | - | - | - | |
| D. Electricity, gas, steam & air conditioning supply | | | | | | | | | | | | |
| Total (16+) | 102 | - | 7 | 6 | 4 | 1 | 21 | 48 | 9 | 6 | - | |
| 16 - 19 | 1 | - | - | - | - | 1 | - | - | - | - | - | |
| 20 - 24 | 6 | - | - | - | - | - | - | 5 | 1 | - | - | |
| 25 - 29 | 20 | - | - | - | - | - | 5 | 9 | 4 | 2 | - | |
| 30 - 34 | 18 | - | - | - | - | - | 3 | 13 | - | 2 | - | |
| 35 - 39 | 18 | - | 2 | 1 | 1 | - | 3 | 9 | 2 | - | - | |
| 40 - 44 | 14 | - | - | 1 | 1 | - | 4 | 6 | 1 | 1 | - | |
| 45 - 49 | 11 | - | 3 | 2 | 1 | - | 3 | 2 | - | - | - | |
| 50 - 54 | 11 | - | - | 2 | 1 | - | 2 | 4 | 1 | 1 | - | |
| 55 - 59 | 1 | - | - | - | - | - | 1 | - | - | - | - | |
| 60 - 64 | 2 | - | 2 | - | - | - | - | - | - | - | - | |
| 65+ | - | - | - | - | - | - | - | - | - | - | - | |
| E. Water supply; Sewerage, waste management & remediation activities | | | | | | | | | | | | |
| Total (16+) | 274 | 15 | 104 | 34 | 18 | - | 22 | 63 | 14 | 4 | - | |
| 16 - 19 | 1 | - | - | - | - | - | 1 | - | - | - | - | |
| 20 - 24 | 34 | - | 5 | - | 2 | - | 5 | 17 | 5 | - | - | |
| 25 - 29 | 42 | - | 2 | - | 3 | - | 7 | 24 | 6 | - | - | |
| 30 - 34 | 14 | 1 | 2 | - | - | - | 3 | 5 | 1 | 2 | - | |
| 35 - 39 | 25 | - | 2 | 3 | 1 | - | 2 | 14 | 2 | 1 | - | |
| 40 - 44 | 7 | - | 1 | - | 1 | - | 3 | 2 | - | - | - | |
| 45 - 49 | 7 | - | 2 | 1 | 3 | - | - | 1 | - | - | - | |
| 50 - 54 | 58 | 2 | 36 | 16 | 3 | - | - | - | - | 1 | - | |
| 55 - 59 | 75 | 10 | 47 | 13 | 5 | - | - | - | - | - | - | |
| 60 - 64 | 10 | 2 | 6 | 1 | - | - | 1 | - | - | - | - | |
| 65+ | 1 | - | 1 | - | - | - | - | - | - | - | - | |

Table CA15 - Currently employed population 16 years of age and over by industry (section), age and educational attainment

| Country, Island, Industry (section) and Age (in years) | Total | Educational attainment | | | | | | | | | University degree or equivalent | Not stated |
|--|-------|-------------------------|-------------------------------------|---------------|------------------------------|--|---|-------------------------------|--------------------------------|---|--|---------------|
| | | Nil & Pre-primary | Primary | | Lower Secondary | | Upper Secondary | | | | | |
| | | | Std I - VI but not passed CPE | Passed CPE | Forms I - III Academic | Forms I - III Pre- Vocational | Forms IV - V but not passed SC | Passed SC or equivalent | Passed HSC or equivalent | | | |
| Island of Rodrigues | | | | | | | | | | | | |
| F. Construction | | | | | | | | | | | | |
| Total (16+) | 1,319 | 35 | 684 | 136 | 154 | 53 | 103 | 128 | 21 | 4 | 1 | |
| 16 - 19 | 37 | - | 5 | 2 | 12 | 9 | 5 | 2 | 2 | - | - | |
| 20 - 24 | 160 | 2 | 39 | 3 | 29 | 29 | 17 | 32 | 8 | - | 1 | |
| 25 - 29 | 196 | 1 | 85 | 10 | 28 | 9 | 23 | 35 | 4 | 1 | - | |
| 30 - 34 | 225 | 3 | 133 | 19 | 24 | 5 | 20 | 18 | 1 | 2 | - | |
| 35 - 39 | 193 | 1 | 118 | 15 | 20 | - | 17 | 18 | 4 | - | - | |
| 40 - 44 | 187 | 3 | 112 | 24 | 26 | 1 | 12 | 7 | 1 | 1 | - | |
| 45 - 49 | 143 | 11 | 83 | 25 | 11 | - | 4 | 9 | - | - | - | |
| 50 - 54 | 95 | 5 | 59 | 22 | 2 | - | 4 | 2 | 1 | - | - | |
| 55 - 59 | 65 | 7 | 42 | 13 | 1 | - | - | 2 | - | - | - | |
| 60 - 64 | 12 | 2 | 4 | 1 | 1 | - | 1 | 3 | - | - | - | |
| 65+ | 6 | - | 4 | 2 | - | - | - | - | - | - | - | |
| G. Wholesale & retail trade; repair of motor vehicles & motorcycles | | | | | | | | | | | | |
| Total (16+) | 1,571 | 39 | 527 | 183 | 205 | 54 | 174 | 296 | 85 | 5 | 3 | |
| 16 - 19 | 67 | - | 9 | - | 20 | 19 | 6 | 10 | 3 | - | - | |
| 20 - 24 | 222 | 1 | 37 | 5 | 40 | 25 | 34 | 58 | 20 | 1 | 1 | |
| 25 - 29 | 222 | - | 53 | 8 | 22 | 5 | 25 | 78 | 27 | 3 | 1 | |
| 30 - 34 | 232 | 3 | 87 | 13 | 30 | 5 | 24 | 63 | 7 | - | - | |
| 35 - 39 | 169 | 1 | 52 | 17 | 23 | - | 39 | 32 | 4 | 1 | - | |
| 40 - 44 | 155 | 6 | 49 | 19 | 26 | - | 25 | 25 | 5 | - | - | |
| 45 - 49 | 168 | 5 | 77 | 41 | 16 | - | 7 | 14 | 8 | - | - | |
| 50 - 54 | 134 | 5 | 59 | 37 | 12 | - | 6 | 9 | 6 | - | - | |
| 55 - 59 | 76 | 6 | 34 | 14 | 11 | - | 5 | 3 | 2 | - | 1 | |
| 60 - 64 | 45 | 5 | 21 | 7 | 4 | - | 2 | 4 | 2 | - | - | |
| 65+ | 81 | 7 | 49 | 22 | 1 | - | 1 | - | 1 | - | - | |
| H. Transportation and storage | | | | | | | | | | | | |
| Total (16+) | 617 | 7 | 247 | 71 | 89 | 11 | 62 | 92 | 29 | 8 | 1 | |
| 16 - 19 | 15 | - | 2 | 1 | 3 | 5 | 2 | 1 | 1 | - | - | |
| 20 - 24 | 56 | 2 | 13 | 2 | 12 | 3 | 8 | 11 | 4 | 1 | - | |
| 25 - 29 | 101 | - | 25 | 5 | 15 | - | 15 | 31 | 8 | 2 | - | |
| 30 - 34 | 117 | - | 45 | 6 | 19 | 3 | 18 | 14 | 9 | 3 | - | |
| 35 - 39 | 77 | - | 36 | 11 | 11 | - | 6 | 10 | 2 | 1 | - | |
| 40 - 44 | 65 | - | 24 | 8 | 12 | - | 7 | 10 | 3 | 1 | - | |
| 45 - 49 | 83 | 3 | 47 | 16 | 6 | - | 2 | 8 | 1 | - | - | |
| 50 - 54 | 62 | 1 | 34 | 14 | 7 | - | 2 | 2 | 1 | - | 1 | |
| 55 - 59 | 30 | 1 | 14 | 5 | 3 | - | 2 | 5 | - | - | - | |
| 60 - 64 | 5 | - | 4 | 1 | - | - | - | - | - | - | - | |
| 65+ | 6 | - | 3 | 2 | 1 | - | - | - | - | - | - | |

Table CA15 - Currently employed population 16 years of age and over by industry (section), age and educational attainment

| Country, Island, Industry (section) and Age (in years) | Total | Educational attainment | | | | | | | | | University degree or equivalent | Not stated |
|--|-------|-------------------------|-------------------------------------|---------------|------------------------------|--|---|-------------------------------|--------------------------------|----|--|---------------|
| | | Nil & Pre-primary | Primary | | Lower Secondary | | Upper Secondary | | | | | |
| | | | Std I - VI but not passed CPE | Passed CPE | Forms I - III Academic | Forms I - III Pre- Vocational | Forms IV - V but not passed SC | Passed SC or equivalent | Passed HSC or equivalent | | | |
| Island of Rodrigues | | | | | | | | | | | | |
| I. Accommodation & food service activities | | | | | | | | | | | | |
| Total (16+) | 864 | 9 | 272 | 93 | 125 | 27 | 116 | 188 | 29 | 5 | - | |
| 16 - 19 | 33 | - | 2 | - | 9 | 5 | 11 | 5 | 1 | - | - | |
| 20 - 24 | 121 | - | 12 | 3 | 16 | 12 | 24 | 43 | 11 | - | - | |
| 25 - 29 | 176 | 2 | 42 | 11 | 20 | 4 | 32 | 62 | 3 | - | - | |
| 30 - 34 | 170 | - | 66 | 21 | 19 | 6 | 16 | 39 | 3 | - | - | |
| 35 - 39 | 99 | 2 | 36 | 11 | 23 | - | 12 | 14 | 1 | - | - | |
| 40 - 44 | 91 | 1 | 38 | 13 | 19 | - | 8 | 9 | 2 | 1 | - | |
| 45 - 49 | 81 | 2 | 36 | 16 | 9 | - | 7 | 7 | 3 | 1 | - | |
| 50 - 54 | 50 | - | 21 | 12 | 6 | - | 1 | 6 | 3 | 1 | - | |
| 55 - 59 | 25 | 2 | 11 | 3 | 4 | - | 4 | 1 | - | - | - | |
| 60 - 64 | 11 | - | 6 | 2 | - | - | 1 | - | 1 | 1 | - | |
| 65+ | 7 | - | 2 | 1 | - | - | - | 2 | 1 | 1 | - | |
| J. Information and communication | | | | | | | | | | | | |
| Total (16+) | 142 | 2 | 12 | 10 | 16 | - | 19 | 39 | 34 | 10 | - | |
| 16 - 19 | 1 | - | - | - | 1 | - | - | - | - | - | - | |
| 20 - 24 | 9 | - | - | 1 | 1 | - | 1 | 4 | 1 | 1 | - | |
| 25 - 29 | 25 | - | 2 | - | 1 | - | 1 | 6 | 10 | 5 | - | |
| 30 - 34 | 37 | - | - | - | - | - | 4 | 16 | 15 | 2 | - | |
| 35 - 39 | 14 | - | - | - | 3 | - | 3 | 5 | 3 | - | - | |
| 40 - 44 | 17 | 1 | 3 | 1 | 3 | - | 2 | 5 | 1 | 1 | - | |
| 45 - 49 | 19 | - | 3 | 3 | 3 | - | 3 | 2 | 4 | 1 | - | |
| 50 - 54 | 12 | 1 | 2 | 4 | 1 | - | 3 | 1 | - | - | - | |
| 55 - 59 | 7 | - | 2 | - | 3 | - | 2 | - | - | - | - | |
| 60 - 64 | - | - | - | - | - | - | - | - | - | - | - | |
| 65+ | 1 | - | - | 1 | - | - | - | - | - | - | - | |
| K. Financial and insurance activities | | | | | | | | | | | | |
| Total (16+) | 153 | - | 7 | 6 | 6 | - | 12 | 53 | 59 | 10 | - | |
| 16 - 19 | 2 | - | - | - | - | - | - | 1 | 1 | - | - | |
| 20 - 24 | 24 | - | 2 | - | 2 | - | 1 | 2 | 14 | 3 | - | |
| 25 - 29 | 25 | - | - | 1 | 1 | - | 2 | 9 | 11 | 1 | - | |
| 30 - 34 | 28 | - | - | 1 | 1 | - | 1 | 10 | 12 | 3 | - | |
| 35 - 39 | 22 | - | - | - | - | - | 3 | 11 | 7 | 1 | - | |
| 40 - 44 | 22 | - | 1 | - | 1 | - | - | 10 | 9 | 1 | - | |
| 45 - 49 | 12 | - | 1 | - | 1 | - | 4 | 3 | 3 | - | - | |
| 50 - 54 | 14 | - | 2 | 3 | - | - | 1 | 6 | 2 | - | - | |
| 55 - 59 | 3 | - | 1 | 1 | - | - | - | - | - | 1 | - | |
| 60 - 64 | 1 | - | - | - | - | - | - | 1 | - | - | - | |
| 65+ | - | - | - | - | - | - | - | - | - | - | - | |

Table CA15 - Currently employed population 16 years of age and over by industry (section), age and educational attainment

| Country, Island, Industry (section) and Age (in years) | Total | Educational attainment | | | | | | | | | University degree or equivalent | Not stated |
|---|-------|-------------------------|-------------------------------------|---------------|------------------------------|--|---|-------------------------------|--------------------------------|----|--|---------------|
| | | Nil & Pre-primary | Primary | | Lower Secondary | | Upper Secondary | | | | | |
| | | | Std I - VI but not passed CPE | Passed CPE | Forms I - III Academic | Forms I - III Pre- Vocational | Forms IV - V but not passed SC | Passed SC or equivalent | Passed HSC or equivalent | | | |
| Island of Rodrigues | | | | | | | | | | | | |
| L. Real estate activities | | | | | | | | | | | | |
| Total (16+) | 7 | - | 2 | - | 1 | - | - | 3 | - | 1 | - | |
| 16 - 19 | - | - | - | - | - | - | - | - | - | - | - | |
| 20 - 24 | - | - | - | - | - | - | - | - | - | - | - | |
| 25 - 29 | 2 | - | - | - | - | - | - | 1 | - | 1 | - | |
| 30 - 34 | - | - | - | - | - | - | - | - | - | - | - | |
| 35 - 39 | 3 | - | 1 | - | 1 | - | - | 1 | - | - | - | |
| 40 - 44 | - | - | - | - | - | - | - | - | - | - | - | |
| 45 - 49 | - | - | - | - | - | - | - | - | - | - | - | |
| 50 - 54 | 2 | - | 1 | - | - | - | - | 1 | - | - | - | |
| 55 - 59 | - | - | - | - | - | - | - | - | - | - | - | |
| 60 - 64 | - | - | - | - | - | - | - | - | - | - | - | |
| 65+ | - | - | - | - | - | - | - | - | - | - | - | |
| M. Professional, scientific & technical activities | | | | | | | | | | | | |
| Total (16+) | 108 | 3 | 32 | 5 | 10 | - | 7 | 19 | 20 | 12 | - | |
| 16 - 19 | - | - | - | - | - | - | - | - | - | - | - | |
| 20 - 24 | 8 | - | - | - | - | - | 2 | 1 | 5 | - | - | |
| 25 - 29 | 16 | - | 2 | - | 2 | - | - | 4 | 5 | 3 | - | |
| 30 - 34 | 15 | - | 2 | 1 | 2 | - | - | 3 | 4 | 3 | - | |
| 35 - 39 | 17 | - | 3 | - | 2 | - | 3 | 7 | 1 | 1 | - | |
| 40 - 44 | 13 | - | 5 | - | 3 | - | 1 | 2 | 1 | 1 | - | |
| 45 - 49 | 6 | - | 2 | 1 | 1 | - | - | 1 | 1 | - | - | |
| 50 - 54 | 8 | - | 5 | 1 | - | - | - | - | 1 | 1 | - | |
| 55 - 59 | 18 | 3 | 10 | 1 | - | - | 1 | 1 | 2 | - | - | |
| 60 - 64 | 7 | - | 3 | 1 | - | - | - | - | - | 3 | - | |
| 65+ | - | - | - | - | - | - | - | - | - | - | - | |
| N. Administrative and support service activities | | | | | | | | | | | | |
| Total (16+) | 362 | 9 | 143 | 37 | 48 | 10 | 45 | 53 | 14 | 3 | - | |
| 16 - 19 | 6 | - | 1 | - | - | 2 | - | 1 | 2 | - | - | |
| 20 - 24 | 47 | 1 | 6 | 4 | 7 | 5 | 9 | 13 | 2 | - | - | |
| 25 - 29 | 80 | - | 26 | 6 | 11 | 3 | 7 | 22 | 3 | 2 | - | |
| 30 - 34 | 91 | 1 | 50 | 10 | 11 | - | 8 | 6 | 5 | - | - | |
| 35 - 39 | 49 | 1 | 23 | 2 | 6 | - | 12 | 5 | - | - | - | |
| 40 - 44 | 38 | 2 | 17 | 4 | 6 | - | 5 | 4 | - | - | - | |
| 45 - 49 | 29 | 2 | 15 | 6 | 4 | - | 2 | - | - | - | - | |
| 50 - 54 | 12 | - | 3 | 3 | 3 | - | - | 2 | 1 | - | - | |
| 55 - 59 | 5 | 1 | - | 2 | - | - | 1 | - | 1 | - | - | |
| 60 - 64 | 3 | 1 | 1 | - | - | - | - | - | - | 1 | - | |
| 65+ | 2 | - | 1 | - | - | - | 1 | - | - | - | - | |

Table CA15 - Currently employed population 16 years of age and over by industry (section), age and educational attainment

| Country, Island, Industry (section) and Age (in years) | Total | Educational attainment | | | | | | | | | University degree or equivalent | Not stated |
|---|-------|-------------------------|-------------------------------------|---------------|------------------------------|--|---|-------------------------------|--------------------------------|-----|--|---------------|
| | | Nil & Pre-primary | Primary | | Lower Secondary | | Upper Secondary | | | | | |
| | | | Std I - VI but not passed CPE | Passed CPE | Forms I - III Academic | Forms I - III Pre- Vocational | Forms IV - V but not passed SC | Passed SC or equivalent | Passed HSC or equivalent | | | |
| Island of Rodrigues | | | | | | | | | | | | |
| O. Public administration & defence; compulsory social security | | | | | | | | | | | | |
| Total (16+) | 1,579 | 41 | 306 | 124 | 85 | 3 | 101 | 573 | 273 | 72 | 1 | |
| 16 - 19 | - | - | - | - | - | - | - | - | - | - | - | |
| 20 - 24 | 106 | - | 1 | - | 5 | 1 | 1 | 32 | 62 | 4 | - | |
| 25 - 29 | 255 | - | 11 | 2 | 2 | 1 | 10 | 94 | 119 | 16 | - | |
| 30 - 34 | 255 | 1 | 26 | 3 | 11 | 1 | 19 | 148 | 29 | 16 | 1 | |
| 35 - 39 | 233 | - | 29 | 9 | 17 | - | 21 | 116 | 23 | 18 | - | |
| 40 - 44 | 156 | - | 17 | 9 | 16 | - | 23 | 72 | 13 | 6 | - | |
| 45 - 49 | 119 | - | 20 | 19 | 9 | - | 10 | 40 | 15 | 6 | - | |
| 50 - 54 | 241 | 5 | 103 | 49 | 12 | - | 10 | 49 | 7 | 6 | - | |
| 55 - 59 | 175 | 29 | 78 | 29 | 12 | - | 7 | 17 | 3 | - | - | |
| 60 - 64 | 30 | 4 | 15 | 4 | 1 | - | - | 5 | 1 | - | - | |
| 65+ | 9 | 2 | 6 | - | - | - | - | - | 1 | - | - | |
| P. Education | | | | | | | | | | | | |
| Total (16+) | 1,009 | 4 | 66 | 71 | 63 | 2 | 73 | 325 | 234 | 170 | 1 | |
| 16 - 19 | 5 | - | - | - | 1 | - | 1 | - | 3 | - | - | |
| 20 - 24 | 82 | - | 1 | - | 1 | 1 | - | 5 | 55 | 19 | - | |
| 25 - 29 | 183 | - | 6 | 1 | 2 | - | 5 | 44 | 73 | 52 | - | |
| 30 - 34 | 194 | - | 6 | 4 | 9 | 1 | 7 | 70 | 51 | 46 | - | |
| 35 - 39 | 145 | - | 6 | 3 | 13 | - | 26 | 55 | 19 | 23 | - | |
| 40 - 44 | 144 | - | 5 | 12 | 17 | - | 19 | 63 | 15 | 13 | - | |
| 45 - 49 | 71 | - | 6 | 14 | 16 | - | 8 | 17 | 6 | 4 | - | |
| 50 - 54 | 94 | - | 19 | 18 | 3 | - | 3 | 41 | 4 | 5 | 1 | |
| 55 - 59 | 79 | 3 | 16 | 16 | 1 | - | 1 | 27 | 7 | 8 | - | |
| 60 - 64 | 12 | 1 | 1 | 3 | - | - | 3 | 3 | 1 | - | - | |
| 65+ | - | - | - | - | - | - | - | - | - | - | - | |
| Q. Human health and social work activities | | | | | | | | | | | | |
| Total (16+) | 672 | 10 | 106 | 81 | 59 | 2 | 57 | 205 | 121 | 31 | - | |
| 16 - 19 | 4 | - | - | - | 2 | - | - | - | 2 | - | - | |
| 20 - 24 | 27 | - | 1 | - | 1 | - | 2 | 5 | 17 | 1 | - | |
| 25 - 29 | 83 | - | 3 | 1 | 4 | 1 | 2 | 27 | 42 | 3 | - | |
| 30 - 34 | 105 | - | 7 | 2 | 3 | 1 | 6 | 41 | 35 | 10 | - | |
| 35 - 39 | 94 | - | 10 | 7 | 9 | - | 15 | 44 | 6 | 3 | - | |
| 40 - 44 | 96 | 2 | 7 | 3 | 20 | - | 14 | 44 | 4 | 2 | - | |
| 45 - 49 | 94 | 1 | 9 | 18 | 9 | - | 14 | 32 | 8 | 3 | - | |
| 50 - 54 | 91 | 2 | 41 | 26 | 7 | - | 2 | 7 | 2 | 4 | - | |
| 55 - 59 | 63 | 4 | 27 | 17 | 3 | - | 1 | 4 | 4 | 3 | - | |
| 60 - 64 | 12 | 1 | 1 | 6 | - | - | 1 | 1 | - | 2 | - | |
| 65+ | 3 | - | - | 1 | 1 | - | - | - | 1 | - | - | |

Table CA15 - Currently employed population 16 years of age and over by industry (section), age and educational attainment

| Country, Island, Industry (section) and Age (in years) | Total | Educational attainment | | | | | | | | | University degree or equivalent | Not stated |
|--|-------|-------------------------|-------------------------------------|---------------|------------------------------|--|---|-------------------------------|--------------------------------|---|--|---------------|
| | | Nil & Pre-primary | Primary | | Lower Secondary | | Upper Secondary | | | | | |
| | | | Std I - VI but not passed CPE | Passed CPE | Forms I - III Academic | Forms I - III Pre- Vocational | Forms IV - V but not passed SC | Passed SC or equivalent | Passed HSC or equivalent | | | |
| Island of Rodrigues | | | | | | | | | | | | |
| R. Arts, entertainment and recreation | | | | | | | | | | | | |
| Total (16+) | 148 | 3 | 31 | 11 | 19 | 5 | 16 | 48 | 9 | 6 | - | |
| 16 - 19 | 2 | - | - | - | 1 | 1 | - | - | - | - | - | |
| 20 - 24 | 28 | - | 2 | 1 | 4 | 3 | 3 | 14 | 1 | - | - | |
| 25 - 29 | 34 | - | 5 | 2 | 5 | 1 | 6 | 12 | 1 | 2 | - | |
| 30 - 34 | 32 | 1 | 7 | 2 | 2 | - | 3 | 15 | - | 2 | - | |
| 35 - 39 | 11 | - | 5 | - | 1 | - | 2 | 2 | 1 | - | - | |
| 40 - 44 | 16 | 1 | 5 | 3 | 3 | - | 1 | 2 | 1 | - | - | |
| 45 - 49 | 11 | 1 | 5 | 1 | - | - | - | 3 | 1 | - | - | |
| 50 - 54 | 6 | - | 2 | - | 1 | - | - | - | 2 | 1 | - | |
| 55 - 59 | 2 | - | - | 1 | - | - | - | - | - | 1 | - | |
| 60 - 64 | 4 | - | - | 1 | 1 | - | 1 | - | 1 | - | - | |
| 65+ | 2 | - | - | - | 1 | - | - | - | 1 | - | - | |
| S. Other service activities | | | | | | | | | | | | |
| Total (16+) | 204 | - | 61 | 21 | 30 | 6 | 27 | 48 | 6 | 5 | - | |
| 16 - 19 | 5 | - | - | 1 | 2 | 1 | 1 | - | - | - | - | |
| 20 - 24 | 26 | - | 8 | 1 | 6 | 1 | 3 | 6 | - | 1 | - | |
| 25 - 29 | 45 | - | 16 | 2 | 5 | 2 | 4 | 15 | 1 | - | - | |
| 30 - 34 | 39 | - | 12 | 3 | 4 | 2 | 4 | 11 | 2 | 1 | - | |
| 35 - 39 | 19 | - | 4 | - | 4 | - | 6 | 5 | - | - | - | |
| 40 - 44 | 21 | - | 5 | 3 | 4 | - | 5 | 2 | 1 | 1 | - | |
| 45 - 49 | 21 | - | 8 | 5 | 3 | - | 1 | 3 | - | 1 | - | |
| 50 - 54 | 10 | - | 3 | 2 | 1 | - | 2 | 1 | 1 | - | - | |
| 55 - 59 | 4 | - | - | 2 | - | - | - | 1 | 1 | - | - | |
| 60 - 64 | 5 | - | 2 | 1 | - | - | 1 | 1 | - | - | - | |
| 65+ | 9 | - | 3 | 1 | 1 | - | - | 3 | - | 1 | - | |
| T. Activities of households as employers | | | | | | | | | | | | |
| Total (16+) | 619 | 54 | 359 | 66 | 53 | 18 | 37 | 28 | 3 | - | 1 | |
| 16 - 19 | 24 | - | 4 | - | 3 | 12 | 2 | 2 | - | - | 1 | |
| 20 - 24 | 59 | 1 | 24 | 5 | 9 | 5 | 5 | 10 | - | - | - | |
| 25 - 29 | 83 | 1 | 37 | 9 | 11 | 1 | 13 | 9 | 2 | - | - | |
| 30 - 34 | 92 | 4 | 61 | 5 | 10 | - | 8 | 3 | 1 | - | - | |
| 35 - 39 | 89 | 4 | 59 | 11 | 10 | - | 3 | 2 | - | - | - | |
| 40 - 44 | 90 | 9 | 60 | 8 | 9 | - | 3 | 1 | - | - | - | |
| 45 - 49 | 73 | 11 | 47 | 12 | 1 | - | 2 | - | - | - | - | |
| 50 - 54 | 53 | 7 | 37 | 7 | - | - | 1 | 1 | - | - | - | |
| 55 - 59 | 30 | 6 | 18 | 6 | - | - | - | - | - | - | - | |
| 60 - 64 | 14 | 4 | 8 | 2 | - | - | - | - | - | - | - | |
| 65+ | 12 | 7 | 4 | 1 | - | - | - | - | - | - | - | |

Table CA15 - Currently employed population 16 years of age and over by industry (section), age and educational attainment

| Country, Island, Industry (section) and Age (in years) | Total | Educational attainment | | | | | | | | | |
|--|-------|-------------------------|-------------------------------------|---------------|------------------------------|--|---|-------------------------------|--------------------------------|--|---------------|
| | | Nil & Pre-primary | Primary | | Lower Secondary | | Upper Secondary | | | University degree or equivalent | Not stated |
| | | | Std I - VI but not passed CPE | Passed CPE | Forms I - III Academic | Forms I - III Pre- Vocational | Forms IV - V but not passed SC | Passed SC or equivalent | Passed HSC or equivalent | | |

Island of Rodrigues

U. Activities of extra territorial
organisations & bodies

| | | | | | | | | | | | | |
|-----------------------|---|---|---|---|---|---|---|---|---|---|---|---|
| Total (16+) | 5 | - | 1 | - | - | - | - | 1 | 1 | - | 2 | - |
| 16 - 19 | - | - | - | - | - | - | - | - | - | - | - | - |
| 20 - 24 | 1 | - | - | - | - | - | - | - | 1 | - | - | - |
| 25 - 29 | - | - | - | - | - | - | - | - | - | - | - | - |
| 30 - 34 | 1 | - | - | - | - | - | - | - | - | - | 1 | - |
| 35 - 39 | 1 | - | - | - | - | - | - | - | - | - | 1 | - |
| 40 - 44 | - | - | - | - | - | - | - | - | - | - | - | - |
| 45 - 49 | - | - | - | - | - | - | - | - | - | - | - | - |
| 50 - 54 | - | - | - | - | - | - | - | - | - | - | - | - |
| 55 - 59 | 1 | - | - | - | - | - | - | 1 | - | - | - | - |
| 60 - 64 | - | - | - | - | - | - | - | - | - | - | - | - |
| 65+ | 1 | - | 1 | - | - | - | - | - | - | - | - | - |

Not Stated

| | | | | | | | | | | | | |
|-----------------------|----|---|---|---|---|---|---|---|---|---|---|---|
| Total (16+) | 17 | 2 | 7 | - | 1 | 1 | 1 | 5 | - | - | - | - |
| 16 - 19 | 1 | - | 1 | - | - | - | - | - | - | - | - | - |
| 20 - 24 | 2 | - | 1 | - | - | 1 | - | - | - | - | - | - |
| 25 - 29 | 5 | - | 1 | - | 1 | - | 1 | 2 | - | - | - | - |
| 30 - 34 | 3 | - | 2 | - | - | - | - | 1 | - | - | - | - |
| 35 - 39 | 1 | - | - | - | - | - | - | 1 | - | - | - | - |
| 40 - 44 | - | - | - | - | - | - | - | - | - | - | - | - |
| 45 - 49 | 2 | 1 | 1 | - | - | - | - | - | - | - | - | - |
| 50 - 54 | 1 | - | 1 | - | - | - | - | - | - | - | - | - |
| 55 - 59 | 1 | - | - | - | - | - | - | 1 | - | - | - | - |
| 60 - 64 | - | - | - | - | - | - | - | - | - | - | - | - |
| 65+ | 1 | 1 | - | - | - | - | - | - | - | - | - | - |

Table CA16 - Currently employed population 16 years of age and over by major occupational group, educational attainment and sex

| Country, Island, Occupation (major group) and Sex | Total | Educational attainment | | | | | | | | | |
|--|---------|-------------------------|-------------------------------------|---------------|------------------------------|--|---|-------------------------------|--------------------------------|--|---------------|
| | | Nil & Pre-primary | Primary | | Lower Secondary | | Upper Secondary | | | University degree or equivalent | Not stated |
| | | | Std I - VI but not passed CPE | Passed CPE | Forms I - III Academic | Forms I - III Pre- Vocational | Forms IV - V but not passed SC | Passed SC or equivalent | Passed HSC or equivalent | | |
| Republic of Mauritius | | | | | | | | | | | |
| Both sexes | | | | | | | | | | | |
| All occupations | 522,198 | 9,033 | 112,210 | 51,823 | 60,295 | 4,708 | 71,740 | 103,358 | 66,475 | 39,162 | 3,394 |
| 1 - Managers | 29,284 | 48 | 1,084 | 1,058 | 1,522 | 34 | 2,707 | 7,580 | 6,967 | 8,204 | 80 |
| 2 - Professionals | 44,930 | 17 | 359 | 412 | 893 | 48 | 1,801 | 7,718 | 12,942 | 20,667 | 73 |
| 3 - Technicians & associate professionals | 48,213 | 77 | 2,024 | 1,531 | 2,642 | 179 | 4,886 | 15,185 | 15,348 | 6,196 | 145 |
| 4 - Clerical support workers | 43,815 | 15 | 811 | 733 | 1,600 | 99 | 4,696 | 16,491 | 16,676 | 2,641 | 53 |
| 5 - Service & sales workers | 96,982 | 971 | 13,576 | 9,355 | 12,266 | 871 | 19,527 | 28,897 | 10,368 | 962 | 189 |
| 6 - Skilled agricultural, forestry & fishery workers | 21,038 | 1,484 | 10,105 | 2,830 | 2,215 | 238 | 2,164 | 1,583 | 302 | 66 | 51 |
| 7 - Craft & related trades workers | 91,710 | 1,154 | 30,204 | 13,574 | 16,614 | 1,990 | 15,010 | 10,590 | 1,655 | 218 | 701 |
| 8 - Plant & machine operators & assemblers | 61,363 | 790 | 20,927 | 8,556 | 10,902 | 431 | 9,722 | 7,294 | 912 | 91 | 1,738 |
| 9 - Elementary occupations | 83,599 | 4,464 | 32,396 | 13,737 | 11,424 | 813 | 11,143 | 7,931 | 1,253 | 91 | 347 |
| 10 - Not stated | 1,264 | 13 | 724 | 37 | 217 | 5 | 84 | 89 | 52 | 26 | 17 |
| Male | | | | | | | | | | | |
| All occupations | 337,070 | 4,104 | 75,640 | 35,099 | 42,834 | 3,903 | 50,271 | 65,314 | 34,257 | 23,331 | 2,317 |
| 1 - Managers | 20,948 | 26 | 786 | 789 | 1,110 | 32 | 1,981 | 5,421 | 4,787 | 5,958 | 58 |
| 2 - Professionals | 22,245 | 10 | 232 | 195 | 457 | 29 | 789 | 3,323 | 5,644 | 11,522 | 44 |
| 3 - Technicians & associate professionals | 29,839 | 34 | 1,450 | 1,095 | 1,974 | 158 | 3,614 | 9,580 | 8,119 | 3,721 | 94 |
| 4 - Clerical support workers | 17,324 | 13 | 630 | 552 | 959 | 75 | 2,381 | 6,229 | 5,387 | 1,068 | 30 |
| 5 - Service & sales workers | 59,335 | 500 | 8,479 | 5,446 | 6,748 | 524 | 11,285 | 18,630 | 6,944 | 671 | 108 |
| 6 - Skilled agricultural, forestry & fishery workers | 16,810 | 889 | 7,849 | 2,284 | 1,889 | 212 | 1,908 | 1,408 | 270 | 57 | 44 |
| 7 - Craft & related trades workers | 82,789 | 1,005 | 28,125 | 12,242 | 15,148 | 1,902 | 13,314 | 8,960 | 1,360 | 169 | 564 |
| 8 - Plant & machine operators & assemblers | 42,946 | 360 | 12,059 | 5,790 | 8,080 | 351 | 7,999 | 6,357 | 782 | 78 | 1,090 |
| 9 - Elementary occupations | 43,921 | 1,263 | 15,496 | 6,681 | 6,319 | 616 | 6,934 | 5,341 | 929 | 72 | 270 |
| 10 - Not stated | 913 | 4 | 534 | 25 | 150 | 4 | 66 | 65 | 35 | 15 | 15 |
| Female | | | | | | | | | | | |
| All occupations | 185,128 | 4,929 | 36,570 | 16,724 | 17,461 | 805 | 21,469 | 38,044 | 32,218 | 15,831 | 1,077 |
| 1 - Managers | 8,336 | 22 | 298 | 269 | 412 | 2 | 726 | 2,159 | 2,180 | 2,246 | 22 |
| 2 - Professionals | 22,685 | 7 | 127 | 217 | 436 | 19 | 1,012 | 4,395 | 7,298 | 9,145 | 29 |
| 3 - Technicians & associate professionals | 18,374 | 43 | 574 | 436 | 668 | 21 | 1,272 | 5,605 | 7,229 | 2,475 | 51 |
| 4 - Clerical support workers | 26,491 | 2 | 181 | 181 | 641 | 24 | 2,315 | 10,262 | 11,289 | 1,573 | 23 |
| 5 - Service & sales workers | 37,647 | 471 | 5,097 | 3,909 | 5,518 | 347 | 8,242 | 10,267 | 3,424 | 291 | 81 |
| 6 - Skilled agricultural, forestry & fishery workers | 4,228 | 595 | 2,256 | 546 | 326 | 26 | 256 | 175 | 32 | 9 | 7 |
| 7 - Craft & related trades workers | 8,921 | 149 | 2,079 | 1,332 | 1,466 | 88 | 1,696 | 1,630 | 295 | 49 | 137 |
| 8 - Plant & machine operators & assemblers | 18,417 | 430 | 8,868 | 2,766 | 2,822 | 80 | 1,723 | 937 | 130 | 13 | 648 |
| 9 - Elementary occupations | 39,678 | 3,201 | 16,900 | 7,056 | 5,105 | 197 | 4,209 | 2,590 | 324 | 19 | 77 |
| 10 - Not stated | 351 | 9 | 190 | 12 | 67 | 1 | 18 | 24 | 17 | 11 | 2 |

Table CA16 - Currently employed population 16 years of age and over by major occupational group, educational attainment and sex

| Country, Island, Occupation (major group) and Sex | Total | Educational attainment | | | | | | | | | |
|--|---------|-------------------------|-------------------------------------|---------------|------------------------------|--|---|-------------------------------|--------------------------------|--|---------------|
| | | Nil & Pre-primary | Primary | | Lower Secondary | | Upper Secondary | | | University degree or equivalent | Not stated |
| | | | Std I - VI but not passed CPE | Passed CPE | Forms I - III Academic | Forms I - III Pre- Vocational | Forms IV - V but not passed SC | Passed SC or equivalent | Passed HSC or equivalent | | |
| Island of Mauritius | | | | | | | | | | | |
| Both sexes | | | | | | | | | | | |
| All occupations | 506,783 | 8,250 | 105,820 | 50,287 | 58,941 | 4,394 | 70,599 | 100,868 | 65,458 | 38,798 | 3,368 |
| 1 - Managers | 28,854 | 47 | 1,019 | 1,009 | 1,475 | 33 | 2,660 | 7,475 | 6,901 | 8,155 | 80 |
| 2 - Professionals | 44,022 | 17 | 345 | 391 | 856 | 48 | 1,759 | 7,428 | 12,673 | 20,433 | 72 |
| 3 - Technicians & associate professionals | 47,216 | 71 | 1,918 | 1,484 | 2,594 | 177 | 4,810 | 14,762 | 15,108 | 6,148 | 144 |
| 4 - Clerical support workers | 43,210 | 15 | 793 | 700 | 1,558 | 97 | 4,646 | 16,217 | 16,506 | 2,625 | 53 |
| 5 - Service & sales workers | 94,112 | 903 | 12,754 | 9,027 | 11,941 | 803 | 19,234 | 28,149 | 10,167 | 949 | 185 |
| 6 - Skilled agricultural, forestry & fishery workers | 16,630 | 979 | 7,286 | 2,437 | 1,973 | 143 | 2,001 | 1,430 | 282 | 64 | 35 |
| 7 - Craft & related trades workers | 89,501 | 1,101 | 29,125 | 13,284 | 16,341 | 1,909 | 14,814 | 10,383 | 1,630 | 217 | 697 |
| 8 - Plant & machine operators & assemblers | 60,728 | 775 | 20,637 | 8,450 | 10,805 | 423 | 9,665 | 7,233 | 911 | 91 | 1,738 |
| 9 - Elementary occupations | 81,266 | 4,333 | 31,227 | 13,468 | 11,181 | 757 | 10,928 | 7,706 | 1,229 | 90 | 347 |
| 10 - Not stated | 1,244 | 9 | 716 | 37 | 217 | 4 | 82 | 85 | 51 | 26 | 17 |
| Male | | | | | | | | | | | |
| All occupations | 327,546 | 3,647 | 71,451 | 34,202 | 41,988 | 3,644 | 49,609 | 63,873 | 33,721 | 23,113 | 2,298 |
| 1 - Managers | 20,684 | 26 | 743 | 764 | 1,091 | 31 | 1,954 | 5,357 | 4,743 | 5,917 | 58 |
| 2 - Professionals | 21,841 | 10 | 222 | 192 | 449 | 29 | 778 | 3,198 | 5,523 | 11,396 | 44 |
| 3 - Technicians & associate professionals | 29,193 | 28 | 1,354 | 1,062 | 1,937 | 156 | 3,556 | 9,332 | 7,985 | 3,690 | 93 |
| 4 - Clerical support workers | 17,098 | 13 | 615 | 523 | 930 | 73 | 2,361 | 6,147 | 5,343 | 1,063 | 30 |
| 5 - Service & sales workers | 57,655 | 459 | 7,979 | 5,279 | 6,579 | 479 | 11,143 | 18,169 | 6,801 | 660 | 107 |
| 6 - Skilled agricultural, forestry & fishery workers | 14,306 | 612 | 6,218 | 2,102 | 1,755 | 132 | 1,831 | 1,313 | 258 | 55 | 30 |
| 7 - Craft & related trades workers | 81,002 | 965 | 27,239 | 12,030 | 14,928 | 1,824 | 13,159 | 8,788 | 1,340 | 168 | 561 |
| 8 - Plant & machine operators & assemblers | 42,360 | 348 | 11,790 | 5,694 | 7,990 | 344 | 7,943 | 6,302 | 781 | 78 | 1,090 |
| 9 - Elementary occupations | 42,506 | 1,184 | 14,763 | 6,531 | 6,179 | 573 | 6,819 | 5,203 | 913 | 71 | 270 |
| 10 - Not stated | 901 | 2 | 528 | 25 | 150 | 3 | 65 | 64 | 34 | 15 | 15 |
| Female | | | | | | | | | | | |
| All occupations | 179,237 | 4,603 | 34,369 | 16,085 | 16,953 | 750 | 20,990 | 36,995 | 31,737 | 15,685 | 1,070 |
| 1 - Managers | 8,170 | 21 | 276 | 245 | 384 | 2 | 706 | 2,118 | 2,158 | 2,238 | 22 |
| 2 - Professionals | 22,181 | 7 | 123 | 199 | 407 | 19 | 981 | 4,230 | 7,150 | 9,037 | 28 |
| 3 - Technicians & associate professionals | 18,023 | 43 | 564 | 422 | 657 | 21 | 1,254 | 5,430 | 7,123 | 2,458 | 51 |
| 4 - Clerical support workers | 26,112 | 2 | 178 | 177 | 628 | 24 | 2,285 | 10,070 | 11,163 | 1,562 | 23 |
| 5 - Service & sales workers | 36,457 | 444 | 4,775 | 3,748 | 5,362 | 324 | 8,091 | 9,980 | 3,366 | 289 | 78 |
| 6 - Skilled agricultural, forestry & fishery workers | 2,324 | 367 | 1,068 | 335 | 218 | 11 | 170 | 117 | 24 | 9 | 5 |
| 7 - Craft & related trades workers | 8,499 | 136 | 1,886 | 1,254 | 1,413 | 85 | 1,655 | 1,595 | 290 | 49 | 136 |
| 8 - Plant & machine operators & assemblers | 18,368 | 427 | 8,847 | 2,756 | 2,815 | 79 | 1,722 | 931 | 130 | 13 | 648 |
| 9 - Elementary occupations | 38,760 | 3,149 | 16,464 | 6,937 | 5,002 | 184 | 4,109 | 2,503 | 316 | 19 | 77 |
| 10 - Not stated | 343 | 7 | 188 | 12 | 67 | 1 | 17 | 21 | 17 | 11 | 2 |

Table CA16 - Currently employed population 16 years of age and over by major occupational group, educational attainment and sex

| Country, Island, Occupation (major group) and Sex | Total | Educational attainment | | | | | | | | | Not stated |
|---|--------|-------------------------|-------------------------------------|---------------|------------------------------|--|---|-------------------------------|--------------------------------|--|---------------|
| | | Nil & Pre-primary | Primary | | Lower Secondary | | Upper Secondary | | | University degree or equivalent | |
| | | | Std I - VI but not passed CPE | Passed CPE | Forms I - III Academic | Forms I - III Pre- Vocational | Forms IV - V but not passed SC | Passed SC or equivalent | Passed HSC or equivalent | | |
| Island of Rodrigues | | | | | | | | | | | |
| Both sexes | | | | | | | | | | | |
| All occupations | 15,415 | 783 | 6,390 | 1,536 | 1,354 | 314 | 1,141 | 2,490 | 1,017 | 364 | 26 |
| 1 - Managers | 430 | 1 | 65 | 49 | 47 | 1 | 47 | 105 | 66 | 49 | - |
| 2 - Professionals | 908 | - | 14 | 21 | 37 | - | 42 | 290 | 269 | 234 | 1 |
| 3 - Technicians & associate professionals | 997 | 6 | 106 | 47 | 48 | 2 | 76 | 423 | 240 | 48 | 1 |
| 4 - Clerical support workers | 605 | - | 18 | 33 | 42 | 2 | 50 | 274 | 170 | 16 | - |
| 5 - Service & sales workers | 2,870 | 68 | 822 | 328 | 325 | 68 | 293 | 748 | 201 | 13 | 4 |
| 6 - Skilled agricultural, forestry & fishery workers | 4,408 | 505 | 2,819 | 393 | 242 | 95 | 163 | 153 | 20 | 2 | 16 |
| 7 - Craft & related trades workers | 2,209 | 53 | 1,079 | 290 | 273 | 81 | 196 | 207 | 25 | 1 | 4 |
| 8 - Plant & machine operators & assemblers | 635 | 15 | 290 | 106 | 97 | 8 | 57 | 61 | 1 | - | - |
| 9 - Elementary occupations | 2,333 | 131 | 1,169 | 269 | 243 | 56 | 215 | 225 | 24 | 1 | - |
| 10 - Not stated | 20 | 4 | 8 | - | - | 1 | 2 | 4 | 1 | - | - |
| Male | | | | | | | | | | | |
| All occupations | 9,524 | 457 | 4,189 | 897 | 846 | 259 | 662 | 1,441 | 536 | 218 | 19 |
| 1 - Managers | 264 | - | 43 | 25 | 19 | 1 | 27 | 64 | 44 | 41 | - |
| 2 - Professionals | 404 | - | 10 | 3 | 8 | - | 11 | 125 | 121 | 126 | - |
| 3 - Technicians & associate professionals | 646 | 6 | 96 | 33 | 37 | 2 | 58 | 248 | 134 | 31 | 1 |
| 4 - Clerical support workers | 226 | - | 15 | 29 | 29 | 2 | 20 | 82 | 44 | 5 | - |
| 5 - Service & sales workers | 1,680 | 41 | 500 | 167 | 169 | 45 | 142 | 461 | 143 | 11 | 1 |
| 6 - Skilled agricultural, forestry & fishery workers | 2,504 | 277 | 1,631 | 182 | 134 | 80 | 77 | 95 | 12 | 2 | 14 |
| 7 - Craft & related trades workers | 1,787 | 40 | 886 | 212 | 220 | 78 | 155 | 172 | 20 | 1 | 3 |
| 8 - Plant & machine operators & assemblers | 586 | 12 | 269 | 96 | 90 | 7 | 56 | 55 | 1 | - | - |
| 9 - Elementary occupations | 1,415 | 79 | 733 | 150 | 140 | 43 | 115 | 138 | 16 | 1 | - |
| 10 - Not stated | 12 | 2 | 6 | - | - | 1 | 1 | 1 | 1 | - | - |
| Female | | | | | | | | | | | |
| All occupations | 5,891 | 326 | 2,201 | 639 | 508 | 55 | 479 | 1,049 | 481 | 146 | 7 |
| 1 - Managers | 166 | 1 | 22 | 24 | 28 | - | 20 | 41 | 22 | 8 | - |
| 2 - Professionals | 504 | - | 4 | 18 | 29 | - | 31 | 165 | 148 | 108 | 1 |
| 3 - Technicians & associate professionals | 351 | - | 10 | 14 | 11 | - | 18 | 175 | 106 | 17 | - |
| 4 - Clerical support workers | 379 | - | 3 | 4 | 13 | - | 30 | 192 | 126 | 11 | - |
| 5 - Service & sales workers | 1,190 | 27 | 322 | 161 | 156 | 23 | 151 | 287 | 58 | 2 | 3 |
| 6 - Skilled agricultural, forestry & fishery workers | 1,904 | 228 | 1,188 | 211 | 108 | 15 | 86 | 58 | 8 | - | 2 |
| 7 - Craft & related trades workers | 422 | 13 | 193 | 78 | 53 | 3 | 41 | 35 | 5 | - | 1 |
| 8 - Plant & machine operators & assemblers | 49 | 3 | 21 | 10 | 7 | 1 | 1 | 6 | - | - | - |
| 9 - Elementary occupations | 918 | 52 | 436 | 119 | 103 | 13 | 100 | 87 | 8 | - | - |
| 10 - Not stated | 8 | 2 | 2 | - | - | - | 1 | 3 | - | - | - |

Table CA17 - Currently employed population 16 years of age and over by major occupational group, age and educational attainment

| Country, Island, Occupation (major group) and Age (in years) | Total | Educational attainment | | | | | | | | | University degree or equivalent | Not stated |
|--|---------|-------------------------|-------------------------------------|---------------|------------------------------|--|---|-------------------------------|--------------------------------|--------|--|---------------|
| | | Nil & Pre-primary | Primary | | Lower Secondary | | Upper Secondary | | | | | |
| | | | Std I - VI but not passed CPE | Passed CPE | Forms I - III Academic | Forms I - III Pre- Vocational | Forms IV - V but not passed SC | Passed SC or equivalent | Passed HSC or equivalent | | | |
| Republic of Mauritius | | | | | | | | | | | | |
| All occupations | | | | | | | | | | | | |
| Total (16+) | 522,198 | 9,033 | 112,210 | 51,823 | 60,295 | 4,708 | 71,740 | 103,358 | 66,475 | 39,162 | 3,394 | |
| 16 - 19 | 10,582 | 19 | 1,093 | 318 | 2,348 | 1,472 | 2,208 | 2,013 | 1,085 | 9 | 17 | |
| 20 - 24 | 49,946 | 159 | 6,233 | 1,534 | 6,391 | 1,869 | 7,523 | 11,053 | 11,876 | 2,918 | 390 | |
| 25 - 29 | 67,568 | 226 | 12,271 | 3,267 | 7,019 | 749 | 8,378 | 12,982 | 12,837 | 8,848 | 991 | |
| 30 - 34 | 76,406 | 357 | 15,589 | 5,787 | 9,236 | 465 | 10,292 | 14,684 | 11,234 | 8,061 | 701 | |
| 35 - 39 | 64,990 | 348 | 14,283 | 5,896 | 8,158 | 59 | 9,891 | 12,312 | 8,423 | 5,141 | 479 | |
| 40 - 44 | 65,339 | 656 | 15,093 | 7,061 | 8,001 | 52 | 10,576 | 12,752 | 7,092 | 3,694 | 362 | |
| 45 - 49 | 68,551 | 1,267 | 16,100 | 8,609 | 7,973 | 21 | 10,964 | 14,314 | 6,084 | 2,999 | 220 | |
| 50 - 54 | 55,820 | 1,585 | 13,992 | 8,743 | 5,557 | 9 | 6,338 | 11,907 | 4,206 | 3,372 | 111 | |
| 55 - 59 | 41,335 | 2,102 | 11,006 | 7,141 | 3,811 | 6 | 3,763 | 8,211 | 2,560 | 2,666 | 69 | |
| 60 - 64 | 14,072 | 1,184 | 3,958 | 2,295 | 1,254 | 3 | 1,316 | 2,336 | 757 | 945 | 24 | |
| 65+ | 7,589 | 1,130 | 2,592 | 1,172 | 547 | 3 | 491 | 794 | 321 | 509 | 30 | |
| 1. Managers | | | | | | | | | | | | |
| Total (16+) | 29,284 | 48 | 1,084 | 1,058 | 1,522 | 34 | 2,707 | 7,580 | 6,967 | 8,204 | 80 | |
| 16 - 19 | 66 | - | 1 | 3 | 8 | 7 | 14 | 22 | 10 | 1 | - | |
| 20 - 24 | 984 | 1 | 12 | 8 | 40 | 6 | 95 | 219 | 319 | 283 | 1 | |
| 25 - 29 | 2,760 | - | 52 | 19 | 102 | 8 | 199 | 537 | 760 | 1,074 | 9 | |
| 30 - 34 | 4,051 | 1 | 118 | 90 | 212 | 6 | 370 | 864 | 934 | 1,448 | 8 | |
| 35 - 39 | 3,998 | - | 98 | 94 | 189 | 1 | 401 | 883 | 1,068 | 1,251 | 13 | |
| 40 - 44 | 4,130 | 3 | 155 | 112 | 214 | 1 | 456 | 1,112 | 1,015 | 1,053 | 9 | |
| 45 - 49 | 4,485 | 7 | 170 | 177 | 241 | 3 | 471 | 1,383 | 1,116 | 901 | 16 | |
| 50 - 54 | 3,738 | 7 | 176 | 194 | 183 | 1 | 302 | 1,113 | 847 | 905 | 10 | |
| 55 - 59 | 2,825 | 7 | 112 | 154 | 150 | - | 206 | 867 | 531 | 793 | 5 | |
| 60 - 64 | 1,294 | 3 | 74 | 103 | 93 | - | 121 | 360 | 227 | 309 | 4 | |
| 65+ | 953 | 19 | 116 | 104 | 90 | 1 | 72 | 220 | 140 | 186 | 5 | |
| 2. Professionals | | | | | | | | | | | | |
| Total (16+) | 44,930 | 17 | 359 | 412 | 893 | 48 | 1,801 | 7,718 | 12,942 | 20,667 | 73 | |
| 16 - 19 | 277 | - | 7 | 1 | 32 | 8 | 28 | 71 | 126 | 4 | - | |
| 20 - 24 | 4,620 | - | 30 | 14 | 115 | 30 | 190 | 559 | 2,146 | 1,523 | 13 | |
| 25 - 29 | 9,482 | - | 47 | 26 | 151 | 7 | 228 | 853 | 2,896 | 5,261 | 13 | |
| 30 - 34 | 8,357 | 2 | 55 | 48 | 125 | 1 | 236 | 873 | 2,362 | 4,646 | 9 | |
| 35 - 39 | 5,198 | - | 40 | 37 | 104 | - | 227 | 725 | 1,471 | 2,582 | 12 | |
| 40 - 44 | 3,997 | 1 | 32 | 39 | 94 | - | 214 | 831 | 1,129 | 1,648 | 9 | |
| 45 - 49 | 3,616 | 2 | 42 | 52 | 92 | 1 | 242 | 913 | 981 | 1,287 | 4 | |
| 50 - 54 | 3,801 | 1 | 37 | 69 | 66 | - | 181 | 1,106 | 754 | 1,579 | 8 | |
| 55 - 59 | 3,771 | 2 | 47 | 76 | 72 | 1 | 157 | 1,310 | 759 | 1,343 | 4 | |
| 60 - 64 | 1,265 | 1 | 11 | 26 | 27 | - | 73 | 368 | 242 | 516 | 1 | |
| 65+ | 546 | 8 | 11 | 24 | 15 | - | 25 | 109 | 76 | 278 | - | |

Table CA17 - Currently employed population 16 years of age and over by major occupational group, age and educational attainment

| Country, Island, Occupation (major group) and Age (in years) | Total | Educational attainment | | | | | | | | | |
|--|--------|-------------------------|-------------------------------------|---------------|------------------------------|--|---|-------------------------------|--------------------------------|--|---------------|
| | | Nil & Pre-primary | Primary | | Lower Secondary | | Upper Secondary | | | University degree or equivalent | Not stated |
| | | | Std I - VI but not passed CPE | Passed CPE | Forms I - III Academic | Forms I - III Pre- Vocational | Forms IV - V but not passed SC | Passed SC or equivalent | Passed HSC or equivalent | | |
| Republic of Mauritius | | | | | | | | | | | |
| 3. Technicians & associate professionals | | | | | | | | | | | |
| Total (16+) | 48,213 | 77 | 2,024 | 1,531 | 2,642 | 179 | 4,886 | 15,185 | 15,348 | 6,196 | 145 |
| 16 - 19 | 513 | - | 30 | 2 | 62 | 41 | 93 | 144 | 138 | 3 | - |
| 20 - 24 | 4,791 | - | 101 | 50 | 248 | 74 | 451 | 1,294 | 2,016 | 536 | 21 |
| 25 - 29 | 6,906 | 4 | 177 | 104 | 297 | 29 | 577 | 1,683 | 2,667 | 1,340 | 28 |
| 30 - 34 | 7,485 | 5 | 286 | 179 | 416 | 23 | 739 | 1,876 | 2,727 | 1,211 | 23 |
| 35 - 39 | 6,052 | 1 | 285 | 148 | 367 | 5 | 636 | 1,642 | 2,126 | 825 | 17 |
| 40 - 44 | 5,823 | 4 | 268 | 175 | 323 | 5 | 680 | 1,691 | 2,016 | 642 | 19 |
| 45 - 49 | 5,724 | 14 | 286 | 252 | 333 | - | 714 | 1,986 | 1,583 | 545 | 11 |
| 50 - 54 | 5,536 | 23 | 298 | 286 | 282 | 1 | 507 | 2,257 | 1,219 | 654 | 9 |
| 55 - 59 | 4,095 | 18 | 211 | 248 | 235 | 1 | 348 | 1,991 | 689 | 341 | 13 |
| 60 - 64 | 997 | 4 | 58 | 58 | 58 | - | 112 | 503 | 127 | 76 | 1 |
| 65+ | 291 | 4 | 24 | 29 | 21 | - | 29 | 118 | 40 | 23 | 3 |
| 4. Clerical support workers | | | | | | | | | | | |
| Total (16+) | 43,815 | 15 | 811 | 733 | 1,600 | 99 | 4,696 | 16,491 | 16,676 | 2,641 | 53 |
| 16 - 19 | 1,111 | - | 8 | 4 | 60 | 20 | 169 | 371 | 478 | 1 | - |
| 20 - 24 | 8,626 | 1 | 59 | 29 | 237 | 46 | 674 | 2,503 | 4,599 | 470 | 8 |
| 25 - 29 | 8,413 | - | 67 | 50 | 228 | 18 | 724 | 2,465 | 3,955 | 896 | 10 |
| 30 - 34 | 6,776 | 2 | 125 | 75 | 249 | 13 | 697 | 2,431 | 2,652 | 525 | 7 |
| 35 - 39 | 4,691 | 1 | 92 | 66 | 164 | - | 603 | 1,794 | 1,701 | 265 | 5 |
| 40 - 44 | 4,139 | 2 | 101 | 72 | 171 | - | 531 | 1,774 | 1,315 | 162 | 11 |
| 45 - 49 | 3,868 | 2 | 90 | 98 | 162 | 1 | 472 | 1,841 | 1,073 | 124 | 5 |
| 50 - 54 | 3,327 | 3 | 105 | 139 | 139 | 1 | 410 | 1,832 | 589 | 103 | 6 |
| 55 - 59 | 2,204 | 4 | 113 | 144 | 139 | - | 324 | 1,157 | 247 | 76 | - |
| 60 - 64 | 533 | - | 35 | 43 | 35 | - | 70 | 286 | 50 | 13 | 1 |
| 65+ | 127 | - | 16 | 13 | 16 | - | 22 | 37 | 17 | 6 | - |
| 5. Service & sales workers | | | | | | | | | | | |
| Total (16+) | 96,982 | 971 | 13,576 | 9,355 | 12,266 | 871 | 19,527 | 28,897 | 10,368 | 962 | 189 |
| 16 - 19 | 3,172 | - | 172 | 74 | 625 | 311 | 842 | 891 | 253 | - | 4 |
| 20 - 24 | 11,403 | 4 | 651 | 337 | 1,495 | 354 | 2,649 | 3,814 | 2,007 | 69 | 23 |
| 25 - 29 | 12,029 | 14 | 1,107 | 588 | 1,447 | 118 | 2,542 | 4,124 | 1,902 | 167 | 20 |
| 30 - 34 | 14,282 | 21 | 1,568 | 943 | 1,887 | 71 | 2,935 | 4,689 | 1,976 | 158 | 34 |
| 35 - 39 | 11,820 | 27 | 1,411 | 875 | 1,535 | 6 | 2,516 | 3,728 | 1,529 | 167 | 26 |
| 40 - 44 | 11,735 | 62 | 1,663 | 1,148 | 1,464 | 7 | 2,561 | 3,511 | 1,156 | 145 | 18 |
| 45 - 49 | 12,122 | 112 | 1,861 | 1,385 | 1,455 | 3 | 2,655 | 3,694 | 835 | 96 | 26 |
| 50 - 54 | 9,066 | 138 | 1,800 | 1,639 | 1,033 | - | 1,458 | 2,436 | 466 | 82 | 14 |
| 55 - 59 | 6,557 | 193 | 1,714 | 1,401 | 782 | 1 | 832 | 1,408 | 165 | 51 | 10 |
| 60 - 64 | 2,835 | 161 | 881 | 576 | 342 | - | 364 | 428 | 58 | 18 | 7 |
| 65+ | 1,961 | 239 | 748 | 389 | 201 | - | 173 | 174 | 21 | 9 | 7 |

Table CA17 - Currently employed population 16 years of age and over by major occupational group, age and educational attainment

| Country, Island, Occupation (major group) and Age (in years) | Total | Educational attainment | | | | | | | | | University degree or equivalent | Not stated |
|--|--------|-------------------------|-------------------------------------|---------------|------------------------------|--|---|-------------------------------|--------------------------------|-----|--|---------------|
| | | Nil & Pre-primary | Primary | | Lower Secondary | | Upper Secondary | | | | | |
| | | | Std I - VI but not passed CPE | Passed CPE | Forms I - III Academic | Forms I - III Pre- Vocational | Forms IV - V but not passed SC | Passed SC or equivalent | Passed HSC or equivalent | | | |
| Republic of Mauritius | | | | | | | | | | | | |
| 6. Skilled agricultural, forestry & fishery workers | | | | | | | | | | | | |
| Total (16+) | 21,038 | 1,484 | 10,105 | 2,830 | 2,215 | 238 | 2,164 | 1,583 | 302 | 66 | 51 | |
| 16 - 19 | 342 | 3 | 70 | 15 | 93 | 92 | 43 | 19 | 5 | - | 2 | |
| 20 - 24 | 876 | 8 | 297 | 53 | 182 | 79 | 127 | 104 | 20 | 1 | 5 | |
| 25 - 29 | 1,307 | 22 | 570 | 118 | 181 | 39 | 181 | 154 | 28 | 11 | 3 | |
| 30 - 34 | 2,120 | 42 | 1,114 | 211 | 263 | 16 | 264 | 161 | 35 | 8 | 6 | |
| 35 - 39 | 2,378 | 48 | 1,252 | 290 | 266 | 4 | 292 | 183 | 37 | 3 | 3 | |
| 40 - 44 | 2,859 | 96 | 1,494 | 364 | 334 | 5 | 324 | 202 | 37 | 2 | 1 | |
| 45 - 49 | 3,419 | 213 | 1,535 | 501 | 364 | - | 424 | 309 | 59 | 7 | 7 | |
| 50 - 54 | 2,850 | 201 | 1,412 | 466 | 226 | 1 | 240 | 253 | 38 | 7 | 6 | |
| 55 - 59 | 2,476 | 315 | 1,204 | 467 | 187 | 1 | 154 | 99 | 23 | 21 | 5 | |
| 60 - 64 | 1,277 | 239 | 606 | 210 | 79 | - | 69 | 60 | 6 | 5 | 3 | |
| 65+ | 1,134 | 297 | 551 | 135 | 40 | 1 | 46 | 39 | 14 | 1 | 10 | |
| 7. Craft & related trades workers | | | | | | | | | | | | |
| Total (16+) | 91,710 | 1,154 | 30,204 | 13,574 | 16,614 | 1,990 | 15,010 | 10,590 | 1,655 | 218 | 701 | |
| 16 - 19 | 3,004 | 9 | 478 | 123 | 884 | 630 | 565 | 273 | 37 | - | 5 | |
| 20 - 24 | 9,072 | 43 | 1,974 | 545 | 2,102 | 807 | 1,811 | 1,341 | 348 | 16 | 85 | |
| 25 - 29 | 10,774 | 65 | 3,261 | 1,145 | 2,085 | 313 | 1,926 | 1,484 | 289 | 56 | 150 | |
| 30 - 34 | 14,233 | 115 | 5,192 | 1,936 | 2,569 | 191 | 2,184 | 1,620 | 245 | 41 | 140 | |
| 35 - 39 | 12,490 | 112 | 4,562 | 1,709 | 2,202 | 20 | 2,171 | 1,347 | 220 | 28 | 119 | |
| 40 - 44 | 12,101 | 145 | 4,304 | 1,825 | 2,014 | 19 | 2,175 | 1,331 | 141 | 28 | 119 | |
| 45 - 49 | 12,762 | 211 | 4,352 | 2,225 | 2,083 | 6 | 2,111 | 1,527 | 177 | 16 | 54 | |
| 50 - 54 | 9,362 | 197 | 3,215 | 2,057 | 1,496 | 2 | 1,214 | 1,037 | 112 | 13 | 19 | |
| 55 - 59 | 5,717 | 167 | 2,013 | 1,443 | 890 | 1 | 635 | 481 | 61 | 17 | 9 | |
| 60 - 64 | 1,517 | 49 | 525 | 393 | 239 | - | 171 | 118 | 21 | 1 | - | |
| 65+ | 678 | 41 | 328 | 173 | 50 | 1 | 47 | 31 | 4 | 2 | 1 | |
| 8. Plant & machine operators & assemblers | | | | | | | | | | | | |
| Total (16+) | 61,363 | 790 | 20,927 | 8,556 | 10,902 | 431 | 9,722 | 7,294 | 912 | 91 | 1,738 | |
| 16 - 19 | 571 | 1 | 76 | 20 | 182 | 96 | 128 | 55 | 8 | - | 5 | |
| 20 - 24 | 4,614 | 74 | 1,896 | 183 | 910 | 139 | 596 | 485 | 115 | 9 | 207 | |
| 25 - 29 | 9,186 | 83 | 4,507 | 545 | 1,385 | 97 | 952 | 781 | 131 | 16 | 689 | |
| 30 - 34 | 9,754 | 68 | 3,396 | 1,093 | 1,968 | 75 | 1,470 | 1,131 | 142 | 13 | 398 | |
| 35 - 39 | 8,549 | 40 | 2,719 | 1,082 | 1,761 | 13 | 1,541 | 1,029 | 134 | 8 | 222 | |
| 40 - 44 | 8,403 | 64 | 2,410 | 1,278 | 1,556 | 6 | 1,697 | 1,128 | 125 | 9 | 130 | |
| 45 - 49 | 8,359 | 138 | 2,191 | 1,433 | 1,383 | 2 | 1,771 | 1,255 | 119 | 10 | 57 | |
| 50 - 54 | 6,138 | 120 | 1,768 | 1,363 | 953 | 2 | 908 | 902 | 91 | 13 | 18 | |
| 55 - 59 | 4,047 | 132 | 1,322 | 1,116 | 578 | - | 476 | 373 | 31 | 10 | 9 | |
| 60 - 64 | 1,214 | 44 | 408 | 310 | 173 | 1 | 146 | 113 | 15 | 2 | 2 | |
| 65+ | 528 | 26 | 234 | 133 | 53 | - | 37 | 42 | 1 | 1 | 1 | |

Table CA17 - Currently employed population 16 years of age and over by major occupational group, age and educational attainment

| Country, Island, Occupation (major group) and Age (in years) | Total | Educational attainment | | | | | | | | | University degree or equivalent | Not stated |
|--|--------|-------------------------|-------------------------------------|---------------|------------------------------|--|---|-------------------------------|--------------------------------|----|--|---------------|
| | | Nil & Pre-primary | Primary | | Lower Secondary | | Upper Secondary | | | | | |
| | | | Std I - VI but not passed CPE | Passed CPE | Forms I - III Academic | Forms I - III Pre- Vocational | Forms IV - V but not passed SC | Passed SC or equivalent | Passed HSC or equivalent | | | |
| Republic of Mauritius | | | | | | | | | | | | |
| 9. Elementary occupations | | | | | | | | | | | | |
| Total (16+) | 83,599 | 4,464 | 32,396 | 13,737 | 11,424 | 813 | 11,143 | 7,931 | 1,253 | 91 | 347 | |
| 16 - 19 | 1,507 | 6 | 248 | 74 | 398 | 266 | 325 | 161 | 28 | - | 1 | |
| 20 - 24 | 4,730 | 28 | 1,096 | 311 | 1,003 | 331 | 918 | 720 | 288 | 9 | 26 | |
| 25 - 29 | 6,372 | 37 | 2,238 | 667 | 1,113 | 119 | 1,032 | 884 | 201 | 17 | 64 | |
| 30 - 34 | 9,082 | 101 | 3,553 | 1,209 | 1,506 | 69 | 1,386 | 1,024 | 154 | 5 | 75 | |
| 35 - 39 | 9,647 | 119 | 3,725 | 1,594 | 1,537 | 10 | 1,493 | 972 | 131 | 9 | 57 | |
| 40 - 44 | 12,063 | 279 | 4,627 | 2,042 | 1,811 | 9 | 1,928 | 1,163 | 155 | 5 | 44 | |
| 45 - 49 | 14,120 | 565 | 5,552 | 2,482 | 1,842 | 5 | 2,090 | 1,398 | 136 | 12 | 38 | |
| 50 - 54 | 11,970 | 893 | 5,173 | 2,522 | 1,173 | 1 | 1,114 | 968 | 90 | 15 | 21 | |
| 55 - 59 | 9,619 | 1,263 | 4,263 | 2,091 | 773 | 1 | 629 | 521 | 51 | 14 | 13 | |
| 60 - 64 | 3,129 | 680 | 1,360 | 575 | 207 | 2 | 189 | 97 | 11 | 3 | 5 | |
| 65+ | 1,360 | 493 | 561 | 170 | 61 | - | 39 | 23 | 8 | 2 | 3 | |
| 10. Not stated | | | | | | | | | | | | |
| Total (16+) | 1,264 | 13 | 724 | 37 | 217 | 5 | 84 | 89 | 52 | 26 | 17 | |
| 16 - 19 | 19 | - | 3 | 2 | 4 | 1 | 1 | 6 | 2 | - | - | |
| 20 - 24 | 230 | - | 117 | 4 | 59 | 3 | 12 | 14 | 18 | 2 | 1 | |
| 25 - 29 | 339 | 1 | 245 | 5 | 30 | 1 | 17 | 17 | 8 | 10 | 5 | |
| 30 - 34 | 266 | - | 182 | 3 | 41 | - | 11 | 15 | 7 | 6 | 1 | |
| 35 - 39 | 167 | - | 99 | 1 | 33 | - | 11 | 9 | 6 | 3 | 5 | |
| 40 - 44 | 89 | - | 39 | 6 | 20 | - | 10 | 9 | 3 | - | 2 | |
| 45 - 49 | 76 | 3 | 21 | 4 | 18 | - | 14 | 8 | 5 | 1 | 2 | |
| 50 - 54 | 32 | 2 | 8 | 8 | 6 | - | 4 | 3 | - | 1 | - | |
| 55 - 59 | 24 | 1 | 7 | 1 | 5 | - | 2 | 4 | 3 | - | 1 | |
| 60 - 64 | 11 | 3 | - | 1 | 1 | - | 1 | 3 | - | 2 | - | |
| 65+ | 11 | 3 | 3 | 2 | - | - | 1 | 1 | - | 1 | - | |

Table CA17 - Currently employed population 16 years of age and over by major occupational group, age and educational attainment

| Country, Island, Occupation (major group) and Age (in years) | Total | Educational attainment | | | | | | | | | University degree or equivalent | Not stated |
|--|-------|-------------------------|-------------------------------------|---------------|------------------------------|--|---|-------------------------------|--------------------------------|--|--|---------------|
| | | Nil & Pre-primary | Primary | | Lower Secondary | | Upper Secondary | | | | | |
| | | | Std I - VI but not passed CPE | Passed CPE | Forms I - III Academic | Forms I - III Pre- Vocational | Forms IV - V but not passed SC | Passed SC or equivalent | Passed HSC or equivalent | | | |

Island of Mauritius

All occupations

| | | | | | | | | | | | |
|-------------|---------|-------|---------|--------|--------|-------|--------|---------|--------|--------|-------|
| Total (16+) | 506,783 | 8,250 | 105,820 | 50,287 | 58,941 | 4,394 | 70,599 | 100,868 | 65,458 | 38,798 | 3,368 |
| 16 - 19 | 10,231 | 17 | 1,033 | 309 | 2,268 | 1,368 | 2,169 | 1,978 | 1,065 | 9 | 15 |
| 20 - 24 | 48,566 | 149 | 5,967 | 1,491 | 6,201 | 1,741 | 7,360 | 10,730 | 11,654 | 2,886 | 387 |
| 25 - 29 | 65,465 | 207 | 11,681 | 3,187 | 6,830 | 703 | 8,180 | 12,431 | 12,508 | 8,752 | 986 |
| 30 - 34 | 73,975 | 318 | 14,578 | 5,636 | 9,033 | 431 | 10,107 | 14,153 | 11,054 | 7,968 | 697 |
| 35 - 39 | 62,970 | 314 | 13,375 | 5,729 | 7,965 | 59 | 9,684 | 11,933 | 8,343 | 5,090 | 478 |
| 40 - 44 | 63,484 | 580 | 14,274 | 6,870 | 7,768 | 50 | 10,413 | 12,470 | 7,033 | 3,664 | 362 |
| 45 - 49 | 66,859 | 1,148 | 15,256 | 8,318 | 7,853 | 21 | 10,880 | 14,153 | 6,029 | 2,982 | 219 |
| 50 - 54 | 54,277 | 1,493 | 13,169 | 8,441 | 5,483 | 9 | 6,289 | 11,768 | 4,169 | 3,350 | 106 |
| 55 - 59 | 40,339 | 1,960 | 10,500 | 6,974 | 3,760 | 6 | 3,732 | 8,148 | 2,538 | 2,653 | 68 |
| 60 - 64 | 13,623 | 1,088 | 3,734 | 2,231 | 1,240 | 3 | 1,300 | 2,317 | 749 | 938 | 23 |
| 65+ | 6,994 | 976 | 2,253 | 1,101 | 540 | 3 | 485 | 787 | 316 | 506 | 27 |

1. Managers

| | | | | | | | | | | | |
|-------------|--------|----|-------|-------|-------|----|-------|-------|-------|-------|----|
| Total (16+) | 28,854 | 47 | 1,019 | 1,009 | 1,475 | 33 | 2,660 | 7,475 | 6,901 | 8,155 | 80 |
| 16 - 19 | 65 | - | 1 | 3 | 7 | 7 | 14 | 22 | 10 | 1 | - |
| 20 - 24 | 964 | 1 | 10 | 8 | 38 | 5 | 93 | 210 | 315 | 283 | 1 |
| 25 - 29 | 2,727 | - | 47 | 19 | 100 | 8 | 193 | 524 | 756 | 1,071 | 9 |
| 30 - 34 | 3,985 | 1 | 107 | 85 | 201 | 6 | 366 | 846 | 926 | 1,439 | 8 |
| 35 - 39 | 3,941 | - | 88 | 90 | 185 | 1 | 386 | 876 | 1,060 | 1,242 | 13 |
| 40 - 44 | 4,074 | 3 | 146 | 108 | 207 | 1 | 452 | 1,098 | 1,008 | 1,042 | 9 |
| 45 - 49 | 4,419 | 7 | 161 | 164 | 231 | 3 | 464 | 1,369 | 1,107 | 897 | 16 |
| 50 - 54 | 3,676 | 7 | 168 | 185 | 176 | 1 | 299 | 1,097 | 835 | 898 | 10 |
| 55 - 59 | 2,795 | 7 | 108 | 149 | 149 | - | 202 | 860 | 525 | 790 | 5 |
| 60 - 64 | 1,275 | 3 | 72 | 99 | 93 | - | 119 | 356 | 222 | 307 | 4 |
| 65+ | 933 | 18 | 111 | 99 | 88 | 1 | 72 | 217 | 137 | 185 | 5 |

2. Professionals

| | | | | | | | | | | | |
|-------------|--------|----|-----|-----|-----|----|-------|-------|--------|--------|----|
| Total (16+) | 44,022 | 17 | 345 | 391 | 856 | 48 | 1,759 | 7,428 | 12,673 | 20,433 | 72 |
| 16 - 19 | 269 | - | 7 | 1 | 30 | 8 | 27 | 71 | 121 | 4 | - |
| 20 - 24 | 4,517 | - | 30 | 14 | 112 | 30 | 190 | 549 | 2,079 | 1,500 | 13 |
| 25 - 29 | 9,294 | - | 46 | 26 | 148 | 7 | 226 | 815 | 2,821 | 5,192 | 13 |
| 30 - 34 | 8,173 | 2 | 53 | 46 | 124 | 1 | 231 | 822 | 2,305 | 4,580 | 9 |
| 35 - 39 | 5,081 | - | 36 | 37 | 99 | - | 214 | 680 | 1,452 | 2,551 | 12 |
| 40 - 44 | 3,883 | 1 | 32 | 36 | 85 | - | 205 | 773 | 1,108 | 1,634 | 9 |
| 45 - 49 | 3,566 | 2 | 40 | 49 | 83 | 1 | 239 | 898 | 970 | 1,280 | 4 |
| 50 - 54 | 3,725 | 1 | 33 | 59 | 63 | - | 178 | 1,067 | 748 | 1,569 | 7 |
| 55 - 59 | 3,723 | 2 | 47 | 74 | 72 | 1 | 154 | 1,281 | 753 | 1,335 | 4 |
| 60 - 64 | 1,252 | 1 | 10 | 26 | 26 | - | 70 | 365 | 242 | 511 | 1 |
| 65+ | 539 | 8 | 11 | 23 | 14 | - | 25 | 107 | 74 | 277 | - |

Table CA17 - Currently employed population 16 years of age and over by major occupational group, age and educational attainment

| Country, Island, Occupation (major group) and Age (in years) | Total | Educational attainment | | | | | | | | | |
|--|--------|-------------------------|-------------------------------------|---------------|------------------------------|--|---|-------------------------------|--------------------------------|--|---------------|
| | | Nil & Pre-primary | Primary | | Lower Secondary | | Upper Secondary | | | University degree or equivalent | Not stated |
| | | | Std I - VI but not passed CPE | Passed CPE | Forms I - III Academic | Forms I - III Pre- Vocational | Forms IV - V but not passed SC | Passed SC or equivalent | Passed HSC or equivalent | | |
| Island of Mauritius | | | | | | | | | | | |
| 3. Technicians & associate professionals | | | | | | | | | | | |
| Total (16+) | 47,216 | 71 | 1,918 | 1,484 | 2,594 | 177 | 4,810 | 14,762 | 15,108 | 6,148 | 144 |
| 16 - 19 | 509 | - | 30 | 2 | 62 | 40 | 93 | 142 | 137 | 3 | - |
| 20 - 24 | 4,695 | - | 96 | 49 | 244 | 74 | 440 | 1,266 | 1,973 | 532 | 21 |
| 25 - 29 | 6,743 | 4 | 173 | 102 | 290 | 29 | 565 | 1,624 | 2,597 | 1,331 | 28 |
| 30 - 34 | 7,329 | 5 | 281 | 178 | 412 | 22 | 731 | 1,806 | 2,675 | 1,196 | 23 |
| 35 - 39 | 5,905 | 1 | 277 | 147 | 363 | 5 | 622 | 1,551 | 2,102 | 820 | 17 |
| 40 - 44 | 5,700 | 4 | 262 | 170 | 313 | 5 | 670 | 1,617 | 2,002 | 638 | 19 |
| 45 - 49 | 5,613 | 12 | 274 | 243 | 327 | - | 706 | 1,937 | 1,563 | 540 | 11 |
| 50 - 54 | 5,428 | 22 | 267 | 268 | 279 | 1 | 500 | 2,223 | 1,210 | 650 | 8 |
| 55 - 59 | 4,021 | 15 | 179 | 242 | 228 | 1 | 344 | 1,977 | 682 | 340 | 13 |
| 60 - 64 | 986 | 4 | 56 | 55 | 56 | - | 110 | 501 | 127 | 76 | 1 |
| 65+ | 287 | 4 | 23 | 28 | 20 | - | 29 | 118 | 40 | 22 | 3 |
| 4. Clerical support workers | | | | | | | | | | | |
| Total (16+) | 43,210 | 15 | 793 | 700 | 1,558 | 97 | 4,646 | 16,217 | 16,506 | 2,625 | 53 |
| 16 - 19 | 1,102 | - | 8 | 4 | 58 | 20 | 166 | 370 | 475 | 1 | - |
| 20 - 24 | 8,534 | 1 | 59 | 28 | 232 | 45 | 664 | 2,470 | 4,561 | 466 | 8 |
| 25 - 29 | 8,236 | - | 66 | 47 | 220 | 18 | 718 | 2,396 | 3,874 | 887 | 10 |
| 30 - 34 | 6,662 | 2 | 121 | 75 | 245 | 12 | 687 | 2,365 | 2,625 | 523 | 7 |
| 35 - 39 | 4,616 | 1 | 90 | 65 | 157 | - | 597 | 1,743 | 1,694 | 264 | 5 |
| 40 - 44 | 4,098 | 2 | 100 | 72 | 164 | - | 528 | 1,751 | 1,308 | 162 | 11 |
| 45 - 49 | 3,844 | 2 | 89 | 94 | 162 | 1 | 468 | 1,829 | 1,070 | 124 | 5 |
| 50 - 54 | 3,277 | 3 | 97 | 124 | 135 | 1 | 404 | 1,818 | 586 | 103 | 6 |
| 55 - 59 | 2,187 | 4 | 112 | 137 | 134 | - | 322 | 1,155 | 247 | 76 | - |
| 60 - 64 | 527 | - | 35 | 41 | 35 | - | 70 | 283 | 49 | 13 | 1 |
| 65+ | 127 | - | 16 | 13 | 16 | - | 22 | 37 | 17 | 6 | - |
| 5. Service & sales workers | | | | | | | | | | | |
| Total (16+) | 94,112 | 903 | 12,754 | 9,027 | 11,941 | 803 | 19,234 | 28,149 | 10,167 | 949 | 185 |
| 16 - 19 | 3,087 | - | 164 | 73 | 603 | 289 | 829 | 877 | 248 | - | 4 |
| 20 - 24 | 11,045 | 3 | 606 | 327 | 1,442 | 327 | 2,595 | 3,700 | 1,955 | 68 | 22 |
| 25 - 29 | 11,528 | 11 | 1,019 | 569 | 1,405 | 108 | 2,490 | 3,925 | 1,818 | 164 | 19 |
| 30 - 34 | 13,816 | 19 | 1,444 | 911 | 1,840 | 62 | 2,892 | 4,509 | 1,949 | 157 | 33 |
| 35 - 39 | 11,483 | 26 | 1,328 | 847 | 1,488 | 6 | 2,470 | 3,617 | 1,513 | 162 | 26 |
| 40 - 44 | 11,459 | 53 | 1,589 | 1,109 | 1,422 | 7 | 2,519 | 3,447 | 1,151 | 144 | 18 |
| 45 - 49 | 11,897 | 110 | 1,777 | 1,334 | 1,426 | 3 | 2,635 | 3,664 | 827 | 95 | 26 |
| 50 - 54 | 8,794 | 127 | 1,672 | 1,561 | 1,011 | - | 1,449 | 2,415 | 463 | 82 | 14 |
| 55 - 59 | 6,350 | 171 | 1,604 | 1,364 | 766 | 1 | 822 | 1,399 | 164 | 50 | 9 |
| 60 - 64 | 2,771 | 153 | 847 | 564 | 338 | - | 362 | 424 | 58 | 18 | 7 |
| 65+ | 1,882 | 230 | 704 | 368 | 200 | - | 171 | 172 | 21 | 9 | 7 |

Table CA17 - Currently employed population 16 years of age and over by major occupational group, age and educational attainment

| Country, Island, Occupation (major group) and Age (in years) | Total | Educational attainment | | | | | | | | | University degree or equivalent | Not stated |
|--|--------|-------------------------|-------------------------------------|---------------|------------------------------|--|---|-------------------------------|--------------------------------|-----|--|---------------|
| | | Nil & Pre-primary | Primary | | Lower Secondary | | Upper Secondary | | | | | |
| | | | Std I - VI but not passed CPE | Passed CPE | Forms I - III Academic | Forms I - III Pre- Vocational | Forms IV - V but not passed SC | Passed SC or equivalent | Passed HSC or equivalent | | | |
| Island of Mauritius | | | | | | | | | | | | |
| 6. Skilled agricultural, forestry & fishery workers | | | | | | | | | | | | |
| Total (16+) | 16,630 | 979 | 7,286 | 2,437 | 1,973 | 143 | 2,001 | 1,430 | 282 | 64 | 35 | |
| 16 - 19 | 219 | 1 | 42 | 11 | 72 | 46 | 35 | 12 | - | - | - | |
| 20 - 24 | 592 | 4 | 194 | 38 | 138 | 48 | 92 | 59 | 14 | 1 | 4 | |
| 25 - 29 | 925 | 7 | 349 | 101 | 143 | 27 | 150 | 112 | 25 | 10 | 1 | |
| 30 - 34 | 1,539 | 18 | 699 | 176 | 224 | 11 | 238 | 128 | 34 | 8 | 3 | |
| 35 - 39 | 1,834 | 24 | 837 | 250 | 236 | 4 | 267 | 175 | 36 | 3 | 2 | |
| 40 - 44 | 2,282 | 51 | 1,091 | 305 | 288 | 4 | 307 | 196 | 37 | 2 | 1 | |
| 45 - 49 | 2,838 | 136 | 1,135 | 424 | 354 | - | 417 | 301 | 58 | 7 | 6 | |
| 50 - 54 | 2,414 | 144 | 1,102 | 415 | 220 | 1 | 234 | 250 | 38 | 6 | 4 | |
| 55 - 59 | 2,238 | 254 | 1,063 | 438 | 184 | 1 | 152 | 99 | 21 | 21 | 5 | |
| 60 - 64 | 1,038 | 172 | 472 | 183 | 75 | - | 65 | 59 | 5 | 5 | 2 | |
| 65+ | 711 | 168 | 302 | 96 | 39 | 1 | 44 | 39 | 14 | 1 | 7 | |
| 7. Craft & related trades workers | | | | | | | | | | | | |
| Total (16+) | 89,501 | 1,101 | 29,125 | 13,284 | 16,341 | 1,909 | 14,814 | 10,383 | 1,630 | 217 | 697 | |
| 16 - 19 | 2,937 | 9 | 464 | 121 | 863 | 613 | 558 | 268 | 36 | - | 5 | |
| 20 - 24 | 8,854 | 41 | 1,927 | 540 | 2,059 | 766 | 1,781 | 1,298 | 342 | 16 | 84 | |
| 25 - 29 | 10,482 | 64 | 3,136 | 1,129 | 2,043 | 300 | 1,891 | 1,432 | 284 | 55 | 148 | |
| 30 - 34 | 13,844 | 110 | 4,978 | 1,894 | 2,531 | 182 | 2,154 | 1,573 | 241 | 41 | 140 | |
| 35 - 39 | 12,169 | 110 | 4,387 | 1,668 | 2,165 | 20 | 2,137 | 1,318 | 217 | 28 | 119 | |
| 40 - 44 | 11,817 | 139 | 4,150 | 1,788 | 1,970 | 18 | 2,143 | 1,322 | 140 | 28 | 119 | |
| 45 - 49 | 12,476 | 198 | 4,201 | 2,161 | 2,057 | 6 | 2,097 | 1,511 | 175 | 16 | 54 | |
| 50 - 54 | 9,180 | 191 | 3,117 | 2,008 | 1,482 | 2 | 1,205 | 1,034 | 110 | 13 | 18 | |
| 55 - 59 | 5,607 | 158 | 1,947 | 1,418 | 884 | 1 | 632 | 480 | 61 | 17 | 9 | |
| 60 - 64 | 1,480 | 43 | 507 | 386 | 237 | - | 170 | 116 | 20 | 1 | - | |
| 65+ | 655 | 38 | 311 | 171 | 50 | 1 | 46 | 31 | 4 | 2 | 1 | |
| 8. Plant & machine operators & assemblers | | | | | | | | | | | | |
| Total (16+) | 60,728 | 775 | 20,637 | 8,450 | 10,805 | 423 | 9,665 | 7,233 | 911 | 91 | 1,738 | |
| 16 - 19 | 566 | 1 | 76 | 19 | 181 | 94 | 128 | 54 | 8 | - | 5 | |
| 20 - 24 | 4,585 | 74 | 1,886 | 181 | 907 | 136 | 593 | 478 | 114 | 9 | 207 | |
| 25 - 29 | 9,122 | 83 | 4,487 | 542 | 1,370 | 96 | 945 | 763 | 131 | 16 | 689 | |
| 30 - 34 | 9,642 | 67 | 3,350 | 1,082 | 1,946 | 73 | 1,452 | 1,119 | 142 | 13 | 398 | |
| 35 - 39 | 8,455 | 40 | 2,677 | 1,064 | 1,744 | 13 | 1,531 | 1,022 | 134 | 8 | 222 | |
| 40 - 44 | 8,316 | 63 | 2,373 | 1,265 | 1,540 | 6 | 1,685 | 1,120 | 125 | 9 | 130 | |
| 45 - 49 | 8,269 | 134 | 2,151 | 1,408 | 1,368 | 2 | 1,770 | 1,250 | 119 | 10 | 57 | |
| 50 - 54 | 6,057 | 116 | 1,718 | 1,346 | 948 | 2 | 906 | 899 | 91 | 13 | 18 | |
| 55 - 59 | 3,988 | 128 | 1,284 | 1,103 | 576 | - | 474 | 373 | 31 | 10 | 9 | |
| 60 - 64 | 1,206 | 43 | 404 | 309 | 173 | 1 | 144 | 113 | 15 | 2 | 2 | |
| 65+ | 522 | 26 | 231 | 131 | 52 | - | 37 | 42 | 1 | 1 | 1 | |

Table CA17 - Currently employed population 16 years of age and over by major occupational group, age and educational attainment

| Country, Island, Occupation (major group) and Age (in years) | Total | Educational attainment | | | | | | | | | |
|--|-------|-------------------------|-------------------------------------|---------------|------------------------------|--|---|-------------------------------|--------------------------------|--|---------------|
| | | Nil & Pre-primary | Primary | | Lower Secondary | | Upper Secondary | | | University degree or equivalent | Not stated |
| | | | Std I - VI but not passed CPE | Passed CPE | Forms I - III Academic | Forms I - III Pre- Vocational | Forms IV - V but not passed SC | Passed SC or equivalent | Passed HSC or equivalent | | |

Island of Mauritius

9. Elementary occupations

| | | | | | | | | | | | |
|-----------------------|--------|-------|--------|--------|--------|-----|--------|-------|-------|----|-----|
| Total (16+) | 81,266 | 4,333 | 31,227 | 13,468 | 11,181 | 757 | 10,928 | 7,706 | 1,229 | 90 | 347 |
| 16 - 19 | 1,459 | 6 | 239 | 73 | 388 | 250 | 318 | 156 | 28 | - | 1 |
| 20 - 24 | 4,552 | 25 | 1,043 | 302 | 970 | 308 | 900 | 686 | 283 | 9 | 26 |
| 25 - 29 | 6,073 | 37 | 2,114 | 647 | 1,081 | 109 | 986 | 825 | 194 | 16 | 64 |
| 30 - 34 | 8,722 | 94 | 3,365 | 1,186 | 1,469 | 62 | 1,345 | 971 | 150 | 5 | 75 |
| 35 - 39 | 9,321 | 112 | 3,556 | 1,560 | 1,495 | 10 | 1,449 | 943 | 130 | 9 | 57 |
| 40 - 44 | 11,767 | 264 | 4,492 | 2,011 | 1,759 | 9 | 1,895 | 1,137 | 151 | 5 | 44 |
| 45 - 49 | 13,866 | 547 | 5,409 | 2,437 | 1,827 | 5 | 2,070 | 1,386 | 135 | 12 | 38 |
| 50 - 54 | 11,694 | 880 | 4,987 | 2,467 | 1,163 | 1 | 1,110 | 962 | 88 | 15 | 21 |
| 55 - 59 | 9,406 | 1,220 | 4,149 | 2,048 | 762 | 1 | 628 | 520 | 51 | 14 | 13 |
| 60 - 64 | 3,077 | 666 | 1,331 | 567 | 206 | 2 | 189 | 97 | 11 | 3 | 5 |
| 65+ | 1,329 | 482 | 542 | 170 | 61 | - | 38 | 23 | 8 | 2 | 3 |

10. Not stated

| | | | | | | | | | | | |
|-----------------------|-------|---|-----|----|-----|---|----|----|----|----|----|
| Total (16+) | 1,244 | 9 | 716 | 37 | 217 | 4 | 82 | 85 | 51 | 26 | 17 |
| 16 - 19 | 18 | - | 2 | 2 | 4 | 1 | 1 | 6 | 2 | - | - |
| 20 - 24 | 228 | - | 116 | 4 | 59 | 2 | 12 | 14 | 18 | 2 | 1 |
| 25 - 29 | 335 | 1 | 244 | 5 | 30 | 1 | 16 | 15 | 8 | 10 | 5 |
| 30 - 34 | 263 | - | 180 | 3 | 41 | - | 11 | 14 | 7 | 6 | 1 |
| 35 - 39 | 165 | - | 99 | 1 | 33 | - | 11 | 8 | 5 | 3 | 5 |
| 40 - 44 | 88 | - | 39 | 6 | 20 | - | 9 | 9 | 3 | - | 2 |
| 45 - 49 | 71 | - | 19 | 4 | 18 | - | 14 | 8 | 5 | 1 | 2 |
| 50 - 54 | 32 | 2 | 8 | 8 | 6 | - | 4 | 3 | - | 1 | - |
| 55 - 59 | 24 | 1 | 7 | 1 | 5 | - | 2 | 4 | 3 | - | 1 |
| 60 - 64 | 11 | 3 | - | 1 | 1 | - | 1 | 3 | - | 2 | - |
| 65+ | 9 | 2 | 2 | 2 | - | - | 1 | 1 | - | 1 | - |

Table CA17 - Currently employed population 16 years of age and over by major occupational group, age and educational attainment

| Country, Island, Occupation (major group) and Age (in years) | Total | Educational attainment | | | | | | | | | University degree or equivalent | Not stated |
|--|-------|-------------------------|-------------------------------------|---------------|------------------------------|--|---|-------------------------------|--------------------------------|--|--|---------------|
| | | Nil & Pre-primary | Primary | | Lower Secondary | | Upper Secondary | | | | | |
| | | | Std I - VI but not passed CPE | Passed CPE | Forms I - III Academic | Forms I - III Pre- Vocational | Forms IV - V but not passed SC | Passed SC or equivalent | Passed HSC or equivalent | | | |

Island of Rodrigues

All occupations

| | | | | | | | | | | | |
|-------------|--------|-----|-------|-------|-------|-----|-------|-------|-------|-----|----|
| Total (16+) | 15,415 | 783 | 6,390 | 1,536 | 1,354 | 314 | 1,141 | 2,490 | 1,017 | 364 | 26 |
| 16 - 19 | 351 | 2 | 60 | 9 | 80 | 104 | 39 | 35 | 20 | - | 2 |
| 20 - 24 | 1,380 | 10 | 266 | 43 | 190 | 128 | 163 | 323 | 222 | 32 | 3 |
| 25 - 29 | 2,103 | 19 | 590 | 80 | 189 | 46 | 198 | 551 | 329 | 96 | 5 |
| 30 - 34 | 2,431 | 39 | 1,011 | 151 | 203 | 34 | 185 | 531 | 180 | 93 | 4 |
| 35 - 39 | 2,020 | 34 | 908 | 167 | 193 | - | 207 | 379 | 80 | 51 | 1 |
| 40 - 44 | 1,855 | 76 | 819 | 191 | 233 | 2 | 163 | 282 | 59 | 30 | - |
| 45 - 49 | 1,692 | 119 | 844 | 291 | 120 | - | 84 | 161 | 55 | 17 | 1 |
| 50 - 54 | 1,543 | 92 | 823 | 302 | 74 | - | 49 | 139 | 37 | 22 | 5 |
| 55 - 59 | 996 | 142 | 506 | 167 | 51 | - | 31 | 63 | 22 | 13 | 1 |
| 60 - 64 | 449 | 96 | 224 | 64 | 14 | - | 16 | 19 | 8 | 7 | 1 |
| 65+ | 595 | 154 | 339 | 71 | 7 | - | 6 | 7 | 5 | 3 | 3 |

1. Managers

| | | | | | | | | | | | |
|-------------|-----|---|----|----|----|---|----|-----|----|----|---|
| Total (16+) | 430 | 1 | 65 | 49 | 47 | 1 | 47 | 105 | 66 | 49 | - |
| 16 - 19 | 1 | - | - | - | 1 | - | - | - | - | - | - |
| 20 - 24 | 20 | - | 2 | - | 2 | 1 | 2 | 9 | 4 | - | - |
| 25 - 29 | 33 | - | 5 | - | 2 | - | 6 | 13 | 4 | 3 | - |
| 30 - 34 | 66 | - | 11 | 5 | 11 | - | 4 | 18 | 8 | 9 | - |
| 35 - 39 | 57 | - | 10 | 4 | 4 | - | 15 | 7 | 8 | 9 | - |
| 40 - 44 | 56 | - | 9 | 4 | 7 | - | 4 | 14 | 7 | 11 | - |
| 45 - 49 | 66 | - | 9 | 13 | 10 | - | 7 | 14 | 9 | 4 | - |
| 50 - 54 | 62 | - | 8 | 9 | 7 | - | 3 | 16 | 12 | 7 | - |
| 55 - 59 | 30 | - | 4 | 5 | 1 | - | 4 | 7 | 6 | 3 | - |
| 60 - 64 | 19 | - | 2 | 4 | - | - | 2 | 4 | 5 | 2 | - |
| 65+ | 20 | 1 | 5 | 5 | 2 | - | - | 3 | 3 | 1 | - |

2. Professionals

| | | | | | | | | | | | |
|-------------|-----|---|----|----|----|---|----|-----|-----|-----|---|
| Total (16+) | 908 | - | 14 | 21 | 37 | - | 42 | 290 | 269 | 234 | 1 |
| 16 - 19 | 8 | - | - | - | 2 | - | 1 | - | 5 | - | - |
| 20 - 24 | 103 | - | - | - | 3 | - | - | 10 | 67 | 23 | - |
| 25 - 29 | 188 | - | 1 | - | 3 | - | 2 | 38 | 75 | 69 | - |
| 30 - 34 | 184 | - | 2 | 2 | 1 | - | 5 | 51 | 57 | 66 | - |
| 35 - 39 | 117 | - | 4 | - | 5 | - | 13 | 45 | 19 | 31 | - |
| 40 - 44 | 114 | - | - | 3 | 9 | - | 9 | 58 | 21 | 14 | - |
| 45 - 49 | 50 | - | 2 | 3 | 9 | - | 3 | 15 | 11 | 7 | - |
| 50 - 54 | 76 | - | 4 | 10 | 3 | - | 3 | 39 | 6 | 10 | 1 |
| 55 - 59 | 48 | - | - | 2 | - | - | 3 | 29 | 6 | 8 | - |
| 60 - 64 | 13 | - | 1 | - | 1 | - | 3 | 3 | - | 5 | - |
| 65+ | 7 | - | - | 1 | 1 | - | - | 2 | 2 | 1 | - |

Table CA17 - Currently employed population 16 years of age and over by major occupational group, age and educational attainment

| Country, Island, Occupation (major group) and Age (in years) | Total | Educational attainment | | | | | | | | | University degree or equivalent | Not stated |
|--|-------|-------------------------|-------------------------------------|---------------|------------------------------|--|---|-------------------------------|--------------------------------|----|--|---------------|
| | | Nil & Pre-primary | Primary | | Lower Secondary | | Upper Secondary | | | | | |
| | | | Std I - VI but not passed CPE | Passed CPE | Forms I - III Academic | Forms I - III Pre- Vocational | Forms IV - V but not passed SC | Passed SC or equivalent | Passed HSC or equivalent | | | |
| Island of Rodrigues | | | | | | | | | | | | |
| 3. Technicians & associate professionals | | | | | | | | | | | | |
| Total (16+) | 997 | 6 | 106 | 47 | 48 | 2 | 76 | 423 | 240 | 48 | 1 | |
| 16 - 19 | 4 | - | - | - | - | 1 | - | 2 | 1 | - | - | |
| 20 - 24 | 96 | - | 5 | 1 | 4 | - | 11 | 28 | 43 | 4 | - | |
| 25 - 29 | 163 | - | 4 | 2 | 7 | - | 12 | 59 | 70 | 9 | - | |
| 30 - 34 | 156 | - | 5 | 1 | 4 | 1 | 8 | 70 | 52 | 15 | - | |
| 35 - 39 | 147 | - | 8 | 1 | 4 | - | 14 | 91 | 24 | 5 | - | |
| 40 - 44 | 123 | - | 6 | 5 | 10 | - | 10 | 74 | 14 | 4 | - | |
| 45 - 49 | 111 | 2 | 12 | 9 | 6 | - | 8 | 49 | 20 | 5 | - | |
| 50 - 54 | 108 | 1 | 31 | 18 | 3 | - | 7 | 34 | 9 | 4 | 1 | |
| 55 - 59 | 74 | 3 | 32 | 6 | 7 | - | 4 | 14 | 7 | 1 | - | |
| 60 - 64 | 11 | - | 2 | 3 | 2 | - | 2 | 2 | - | - | - | |
| 65+ | 4 | - | 1 | 1 | 1 | - | - | - | - | 1 | - | |
| 4. Clerical support workers | | | | | | | | | | | | |
| Total (16+) | 605 | - | 18 | 33 | 42 | 2 | 50 | 274 | 170 | 16 | - | |
| 16 - 19 | 9 | - | - | - | 2 | - | 3 | 1 | 3 | - | - | |
| 20 - 24 | 92 | - | - | 1 | 5 | 1 | 10 | 33 | 38 | 4 | - | |
| 25 - 29 | 177 | - | 1 | 3 | 8 | - | 6 | 69 | 81 | 9 | - | |
| 30 - 34 | 114 | - | 4 | - | 4 | 1 | 10 | 66 | 27 | 2 | - | |
| 35 - 39 | 75 | - | 2 | 1 | 7 | - | 6 | 51 | 7 | 1 | - | |
| 40 - 44 | 41 | - | 1 | - | 7 | - | 3 | 23 | 7 | - | - | |
| 45 - 49 | 24 | - | 1 | 4 | - | - | 4 | 12 | 3 | - | - | |
| 50 - 54 | 50 | - | 8 | 15 | 4 | - | 6 | 14 | 3 | - | - | |
| 55 - 59 | 17 | - | 1 | 7 | 5 | - | 2 | 2 | - | - | - | |
| 60 - 64 | 6 | - | - | 2 | - | - | - | 3 | 1 | - | - | |
| 65+ | - | - | - | - | - | - | - | - | - | - | - | |
| 5. Service & sales workers | | | | | | | | | | | | |
| Total (16+) | 2,870 | 68 | 822 | 328 | 325 | 68 | 293 | 748 | 201 | 13 | 4 | |
| 16 - 19 | 85 | - | 8 | 1 | 22 | 22 | 13 | 14 | 5 | - | - | |
| 20 - 24 | 358 | 1 | 45 | 10 | 53 | 27 | 54 | 114 | 52 | 1 | 1 | |
| 25 - 29 | 501 | 3 | 88 | 19 | 42 | 10 | 52 | 199 | 84 | 3 | 1 | |
| 30 - 34 | 466 | 2 | 124 | 32 | 47 | 9 | 43 | 180 | 27 | 1 | 1 | |
| 35 - 39 | 337 | 1 | 83 | 28 | 47 | - | 46 | 111 | 16 | 5 | - | |
| 40 - 44 | 276 | 9 | 74 | 39 | 42 | - | 42 | 64 | 5 | 1 | - | |
| 45 - 49 | 225 | 2 | 84 | 51 | 29 | - | 20 | 30 | 8 | 1 | - | |
| 50 - 54 | 272 | 11 | 128 | 78 | 22 | - | 9 | 21 | 3 | - | - | |
| 55 - 59 | 207 | 22 | 110 | 37 | 16 | - | 10 | 9 | 1 | 1 | 1 | |
| 60 - 64 | 64 | 8 | 34 | 12 | 4 | - | 2 | 4 | - | - | - | |
| 65+ | 79 | 9 | 44 | 21 | 1 | - | 2 | 2 | - | - | - | |

Table CA17 - Currently employed population 16 years of age and over by major occupational group, age and educational attainment

| Country, Island, Occupation (major group) and Age (in years) | Total | Educational attainment | | | | | | | | | |
|--|-------|-------------------------|-------------------------------------|---------------|------------------------------|--|---|-------------------------------|--------------------------------|--|---------------|
| | | Nil & Pre-primary | Primary | | Lower Secondary | | Upper Secondary | | | University degree or equivalent | Not stated |
| | | | Std I - VI but not passed CPE | Passed CPE | Forms I - III Academic | Forms I - III Pre- Vocational | Forms IV - V but not passed SC | Passed SC or equivalent | Passed HSC or equivalent | | |
| Island of Rodrigues | | | | | | | | | | | |
| 6. Skilled agricultural, forestry & fishery workers | | | | | | | | | | | |
| Total (16+) | 4,408 | 505 | 2,819 | 393 | 242 | 95 | 163 | 153 | 20 | 2 | 16 |
| 16 - 19 | 123 | 2 | 28 | 4 | 21 | 46 | 8 | 7 | 5 | - | 2 |
| 20 - 24 | 284 | 4 | 103 | 15 | 44 | 31 | 35 | 45 | 6 | - | 1 |
| 25 - 29 | 382 | 15 | 221 | 17 | 38 | 12 | 31 | 42 | 3 | 1 | 2 |
| 30 - 34 | 581 | 24 | 415 | 35 | 39 | 5 | 26 | 33 | 1 | - | 3 |
| 35 - 39 | 544 | 24 | 415 | 40 | 30 | - | 25 | 8 | 1 | - | 1 |
| 40 - 44 | 577 | 45 | 403 | 59 | 46 | 1 | 17 | 6 | - | - | - |
| 45 - 49 | 581 | 77 | 400 | 77 | 10 | - | 7 | 8 | 1 | - | 1 |
| 50 - 54 | 436 | 57 | 310 | 51 | 6 | - | 6 | 3 | - | 1 | 2 |
| 55 - 59 | 238 | 61 | 141 | 29 | 3 | - | 2 | - | 2 | - | - |
| 60 - 64 | 239 | 67 | 134 | 27 | 4 | - | 4 | 1 | 1 | - | 1 |
| 65+ | 423 | 129 | 249 | 39 | 1 | - | 2 | - | - | - | 3 |
| 7. Craft & related trades workers | | | | | | | | | | | |
| Total (16+) | 2,209 | 53 | 1,079 | 290 | 273 | 81 | 196 | 207 | 25 | 1 | 4 |
| 16 - 19 | 67 | - | 14 | 2 | 21 | 17 | 7 | 5 | 1 | - | - |
| 20 - 24 | 218 | 2 | 47 | 5 | 43 | 41 | 30 | 43 | 6 | - | 1 |
| 25 - 29 | 292 | 1 | 125 | 16 | 42 | 13 | 35 | 52 | 5 | 1 | 2 |
| 30 - 34 | 389 | 5 | 214 | 42 | 38 | 9 | 30 | 47 | 4 | - | - |
| 35 - 39 | 321 | 2 | 175 | 41 | 37 | - | 34 | 29 | 3 | - | - |
| 40 - 44 | 284 | 6 | 154 | 37 | 44 | 1 | 32 | 9 | 1 | - | - |
| 45 - 49 | 286 | 13 | 151 | 64 | 26 | - | 14 | 16 | 2 | - | - |
| 50 - 54 | 182 | 6 | 98 | 49 | 14 | - | 9 | 3 | 2 | - | 1 |
| 55 - 59 | 110 | 9 | 66 | 25 | 6 | - | 3 | 1 | - | - | - |
| 60 - 64 | 37 | 6 | 18 | 7 | 2 | - | 1 | 2 | 1 | - | - |
| 65+ | 23 | 3 | 17 | 2 | - | - | 1 | - | - | - | - |
| 8. Plant & machine operators & assemblers | | | | | | | | | | | |
| Total (16+) | 635 | 15 | 290 | 106 | 97 | 8 | 57 | 61 | 1 | - | - |
| 16 - 19 | 5 | - | - | 1 | 1 | 2 | - | 1 | - | - | - |
| 20 - 24 | 29 | - | 10 | 2 | 3 | 3 | 3 | 7 | 1 | - | - |
| 25 - 29 | 64 | - | 20 | 3 | 15 | 1 | 7 | 18 | - | - | - |
| 30 - 34 | 112 | 1 | 46 | 11 | 22 | 2 | 18 | 12 | - | - | - |
| 35 - 39 | 94 | - | 42 | 18 | 17 | - | 10 | 7 | - | - | - |
| 40 - 44 | 87 | 1 | 37 | 13 | 16 | - | 12 | 8 | - | - | - |
| 45 - 49 | 90 | 4 | 40 | 25 | 15 | - | 1 | 5 | - | - | - |
| 50 - 54 | 81 | 4 | 50 | 17 | 5 | - | 2 | 3 | - | - | - |
| 55 - 59 | 59 | 4 | 38 | 13 | 2 | - | 2 | - | - | - | - |
| 60 - 64 | 8 | 1 | 4 | 1 | - | - | 2 | - | - | - | - |
| 65+ | 6 | - | 3 | 2 | 1 | - | - | - | - | - | - |

Table CA17 - Currently employed population 16 years of age and over by major occupational group, age and educational attainment

| Country, Island, Occupation (major group) and Age (in years) | Total | Educational attainment | | | | | | | | | University degree or equivalent | Not stated |
|--|-------|-------------------------|-------------------------------------|---------------|------------------------------|--|---|-------------------------------|--------------------------------|--|--|---------------|
| | | Nil & Pre-primary | Primary | | Lower Secondary | | Upper Secondary | | | | | |
| | | | Std I - VI but not passed CPE | Passed CPE | Forms I - III Academic | Forms I - III Pre- Vocational | Forms IV - V but not passed SC | Passed SC or equivalent | Passed HSC or equivalent | | | |

Island of Rodrigues

9. Elementary occupations

| | | | | | | | | | | | |
|-----------------------|-------|-----|-------|-----|-----|----|-----|-----|----|---|---|
| Total (16+) | 2,333 | 131 | 1,169 | 269 | 243 | 56 | 215 | 225 | 24 | 1 | - |
| 16 - 19 | 48 | - | 9 | 1 | 10 | 16 | 7 | 5 | - | - | - |
| 20 - 24 | 178 | 3 | 53 | 9 | 33 | 23 | 18 | 34 | 5 | - | - |
| 25 - 29 | 299 | - | 124 | 20 | 32 | 10 | 46 | 59 | 7 | 1 | - |
| 30 - 34 | 360 | 7 | 188 | 23 | 37 | 7 | 41 | 53 | 4 | - | - |
| 35 - 39 | 326 | 7 | 169 | 34 | 42 | - | 44 | 29 | 1 | - | - |
| 40 - 44 | 296 | 15 | 135 | 31 | 52 | - | 33 | 26 | 4 | - | - |
| 45 - 49 | 254 | 18 | 143 | 45 | 15 | - | 20 | 12 | 1 | - | - |
| 50 - 54 | 276 | 13 | 186 | 55 | 10 | - | 4 | 6 | 2 | - | - |
| 55 - 59 | 213 | 43 | 114 | 43 | 11 | - | 1 | 1 | - | - | - |
| 60 - 64 | 52 | 14 | 29 | 8 | 1 | - | - | - | - | - | - |
| 65+ | 31 | 11 | 19 | - | - | - | 1 | - | - | - | - |

10. Not stated

| | | | | | | | | | | | |
|-----------------------|----|---|---|---|---|---|---|---|---|---|---|
| Total (16+) | 20 | 4 | 8 | - | - | 1 | 2 | 4 | 1 | - | - |
| 16 - 19 | 1 | - | 1 | - | - | - | - | - | - | - | - |
| 20 - 24 | 2 | - | 1 | - | - | 1 | - | - | - | - | - |
| 25 - 29 | 4 | - | 1 | - | - | - | 1 | 2 | - | - | - |
| 30 - 34 | 3 | - | 2 | - | - | - | - | 1 | - | - | - |
| 35 - 39 | 2 | - | - | - | - | - | - | 1 | 1 | - | - |
| 40 - 44 | 1 | - | - | - | - | - | 1 | - | - | - | - |
| 45 - 49 | 5 | 3 | 2 | - | - | - | - | - | - | - | - |
| 50 - 54 | - | - | - | - | - | - | - | - | - | - | - |
| 55 - 59 | - | - | - | - | - | - | - | - | - | - | - |
| 60 - 64 | - | - | - | - | - | - | - | - | - | - | - |
| 65+ | 2 | 1 | 1 | - | - | - | - | - | - | - | - |

Table CA18 - Currently employed population 16 years of age and over by sex, broad field of highest vocational or technical qualification and educational attainment

| Country, Island, Broad Field of Vocational or Technical Qualification and Sex | Total | Educational attainment | | | | | | | | | |
|---|---------|------------------------|-------------------------------|------------|------------------------|------------------------------|--------------------------------|-------------------------|--------------------------|---------------------------------|------------|
| | | Nil & Pre-primary | Primary | | Lower Secondary | | Upper Secondary | | | University degree or equivalent | Not stated |
| | | | Std I - VI but not passed CPE | Passed CPE | Forms I - III Academic | Forms I - III Pre-Vocational | Forms IV - V but not passed SC | Passed SC or equivalent | Passed HSC or equivalent | | |
| Republic of Mauritius | | | | | | | | | | | |
| Both sexes | 522,198 | 9,033 | 112,210 | 51,823 | 60,295 | 4,708 | 71,740 | 103,358 | 66,475 | 39,162 | 3,394 |
| No training. | 462,514 | 9,032 | 111,404 | 51,016 | 57,955 | 4,327 | 66,544 | 84,200 | 41,694 | 33,052 | 3,290 |
| With training. | 59,684 | 1 | 806 | 807 | 2,340 | 381 | 5,196 | 19,158 | 24,781 | 6,110 | 104 |
| 010 : Basic programmes. | - | - | - | - | - | - | - | - | - | - | - |
| 080 : Literacy and numeracy | 1 | - | - | - | - | 1 | - | - | - | - | - |
| 090 : Personal development. | 67 | - | - | - | 1 | - | 6 | 17 | 31 | 12 | - |
| 141-149: Teacher training & education science. | 5,270 | - | 34 | 39 | 53 | 6 | 259 | 1,514 | 2,769 | 593 | 3 |
| 211-217: Arts. | 2,001 | - | 35 | 39 | 88 | 10 | 184 | 580 | 849 | 212 | 4 |
| 221-227: Humanities. | 1,401 | - | 22 | 31 | 35 | 2 | 78 | 280 | 590 | 359 | 4 |
| 311-316: Social and behavioural science. | 328 | - | 2 | 1 | 4 | - | 4 | 42 | 175 | 100 | - |
| 321-323: Journalism and information. | 790 | - | 3 | 2 | 6 | - | 21 | 144 | 489 | 124 | 1 |
| 341-349: Business and administration | 16,049 | - | 44 | 35 | 155 | 6 | 508 | 4,718 | 8,422 | 2,141 | 20 |
| 381-383: Law | 362 | - | - | - | 4 | - | 5 | 41 | 197 | 115 | - |
| 421-422: Life sciences | 132 | - | 2 | - | - | - | 2 | 14 | 53 | 61 | - |
| 441-446: Physical sciences | 164 | - | 1 | 1 | 4 | - | 3 | 34 | 82 | 39 | - |
| 461-462: Mathematics and statistics. | 239 | - | - | - | 3 | - | 3 | 30 | 140 | 63 | - |
| 481-482: Computing | 8,993 | - | 38 | 42 | 169 | 14 | 605 | 2,924 | 4,339 | 856 | 6 |
| 521-529: Engineering and engineering trades. | 8,479 | - | 248 | 270 | 840 | 183 | 1,585 | 3,435 | 1,622 | 286 | 10 |
| 541-544: Manufacturing and processing. | 1,671 | - | 91 | 114 | 197 | 45 | 337 | 615 | 209 | 47 | 16 |
| 581-583: Architecture and building | 2,267 | - | 63 | 52 | 161 | 43 | 314 | 746 | 729 | 152 | 7 |
| 621-625: Agriculture, forestry & fishery. | 614 | - | 28 | 8 | 20 | 6 | 18 | 212 | 210 | 110 | 2 |
| 641 : Veterinary. | 19 | - | - | - | 1 | - | 1 | 8 | 6 | 3 | - |
| 721-728: Health. | 3,384 | - | 20 | 17 | 56 | 3 | 154 | 1,150 | 1,617 | 360 | 7 |
| 761-763: Social services | 457 | - | 3 | 5 | 14 | 3 | 31 | 144 | 177 | 80 | - |
| 811-816: Personal services | 5,429 | 1 | 147 | 126 | 466 | 52 | 961 | 2,085 | 1,394 | 187 | 10 |
| 840 : Transport services. | 403 | - | 9 | 9 | 24 | - | 28 | 85 | 202 | 46 | - |
| 851-854: Environmental protection. | 568 | - | 4 | 1 | 11 | - | 24 | 104 | 308 | 116 | - |
| 861-862: Security services | 383 | - | 10 | 12 | 12 | 1 | 41 | 163 | 111 | 31 | 2 |
| 999 : Fields of education not known or unspecified | 213 | - | 2 | 3 | 16 | 6 | 24 | 73 | 60 | 17 | 12 |

Table CA18 - Currently employed population 16 years of age and over by sex, broad field of highest vocational or technical qualification and educational attainment

| Country, Island, Broad Field of Vocational or Technical Qualification and Sex | Total | Educational attainment | | | | | | | | | |
|---|---------|------------------------|-------------------------------|------------|------------------------|------------------------------|--------------------------------|-------------------------|--------------------------|---------------------------------|------------|
| | | Nil & Pre-primary | Primary | | Lower Secondary | | Upper Secondary | | | University degree or equivalent | Not stated |
| | | | Std I - VI but not passed CPE | Passed CPE | Forms I - III Academic | Forms I - III Pre-Vocational | Forms IV - V but not passed SC | Passed SC or equivalent | Passed HSC or equivalent | | |
| Republic of Mauritius | | | | | | | | | | | |
| Male | 337,070 | 4,104 | 75,640 | 35,099 | 42,834 | 3,903 | 50,271 | 65,314 | 34,257 | 23,331 | 2,317 |
| No training. | 302,377 | 4,103 | 75,028 | 34,507 | 41,096 | 3,583 | 46,619 | 53,980 | 21,674 | 19,550 | 2,237 |
| With training. | 34,693 | 1 | 612 | 592 | 1,738 | 320 | 3,652 | 11,334 | 12,583 | 3,781 | 80 |
| 010 : Basic programmes. | - | - | - | - | - | - | - | - | - | - | - |
| 080 : Literacy and numeracy | 1 | - | - | - | - | 1 | - | - | - | - | - |
| 090 : Personal development. | 42 | - | - | - | - | - | 4 | 12 | 16 | 10 | - |
| 141-149: Teacher training & education science. | 1,578 | - | 23 | 16 | 20 | 4 | 50 | 397 | 805 | 262 | 1 |
| 211-217: Arts. | 1,196 | - | 18 | 20 | 63 | 5 | 114 | 380 | 479 | 114 | 3 |
| 221-227: Humanities. | 538 | - | 16 | 15 | 22 | 2 | 33 | 140 | 176 | 131 | 3 |
| 311-316: Social and behavioural science. | 168 | - | 1 | - | 3 | - | 1 | 29 | 81 | 53 | - |
| 321-323: Journalism and information. | 344 | - | 2 | 2 | 4 | - | 13 | 84 | 183 | 56 | - |
| 341-349: Business and administration | 7,802 | - | 31 | 25 | 90 | 6 | 246 | 2,033 | 4,004 | 1,357 | 10 |
| 381-383: Law | 256 | - | - | - | 4 | - | 4 | 32 | 130 | 86 | - |
| 421-422: Life sciences | 81 | - | 2 | - | - | - | 1 | 9 | 31 | 38 | - |
| 441-446: Physical sciences | 130 | - | - | 1 | 4 | - | 3 | 31 | 62 | 29 | - |
| 461-462: Mathematics and statistics. | 131 | - | - | - | 2 | - | 1 | 24 | 66 | 38 | - |
| 481-482: Computing | 4,285 | - | 28 | 25 | 84 | 8 | 298 | 1,279 | 2,037 | 524 | 2 |
| 521-529: Engineering and engineering trades. | 8,253 | - | 241 | 263 | 822 | 176 | 1,573 | 3,368 | 1,539 | 261 | 10 |
| 541-544: Manufacturing and processing. | 1,198 | - | 63 | 78 | 131 | 37 | 252 | 459 | 136 | 26 | 16 |
| 581-583: Architecture and building | 2,169 | - | 61 | 50 | 152 | 43 | 312 | 722 | 681 | 141 | 7 |
| 621-625: Agriculture, forestry & fishery. | 530 | - | 19 | 6 | 17 | 2 | 13 | 196 | 182 | 93 | 2 |
| 641 : Veterinary. | 14 | - | - | - | 1 | - | 1 | 7 | 3 | 2 | - |
| 721-728: Health. | 1,579 | - | 11 | 11 | 37 | 2 | 69 | 452 | 763 | 230 | 4 |
| 761-763: Social services | 209 | - | - | 1 | 3 | - | 3 | 71 | 82 | 49 | - |
| 811-816: Personal services | 2,884 | 1 | 71 | 57 | 224 | 27 | 549 | 1,236 | 601 | 110 | 8 |
| 840 : Transport services. | 320 | - | 9 | 9 | 22 | - | 28 | 67 | 143 | 42 | - |
| 851-854: Environmental protection. | 459 | - | 4 | 1 | 9 | - | 22 | 91 | 242 | 90 | - |
| 861-862: Security services | 358 | - | 10 | 10 | 11 | 1 | 41 | 154 | 103 | 26 | 2 |
| 999 : Fields of education not known or unspecified | 168 | - | 2 | 2 | 13 | 6 | 21 | 61 | 38 | 13 | 12 |

Table CA18 - Currently employed population 16 years of age and over by sex, broad field of highest vocational or technical qualification and educational attainment

| Country, Island, Broad Field of Vocational or Technical Qualification and Sex | Total | Educational attainment | | | | | | | | | |
|---|---------|------------------------|-------------------------------|------------|------------------------|------------------------------|--------------------------------|-------------------------|--------------------------|---------------------------------|------------|
| | | Nil & Pre-primary | Primary | | Lower Secondary | | Upper Secondary | | | University degree or equivalent | Not stated |
| | | | Std I - VI but not passed CPE | Passed CPE | Forms I - III Academic | Forms I - III Pre-Vocational | Forms IV - V but not passed SC | Passed SC or equivalent | Passed HSC or equivalent | | |
| Republic of Mauritius | | | | | | | | | | | |
| Female | 185,128 | 4,929 | 36,570 | 16,724 | 17,461 | 805 | 21,469 | 38,044 | 32,218 | 15,831 | 1,077 |
| No training. | 160,137 | 4,929 | 36,376 | 16,509 | 16,859 | 744 | 19,925 | 30,220 | 20,020 | 13,502 | 1,053 |
| With training. | 24,991 | - | 194 | 215 | 602 | 61 | 1,544 | 7,824 | 12,198 | 2,329 | 24 |
| 010 : Basic programmes. | - | - | - | - | - | - | - | - | - | - | - |
| 080 : Literacy and numeracy | - | - | - | - | - | - | - | - | - | - | - |
| 090 : Personal development. | 25 | - | - | - | 1 | - | 2 | 5 | 15 | 2 | - |
| 141-149: Teacher training & education science. | 3,692 | - | 11 | 23 | 33 | 2 | 209 | 1,117 | 1,964 | 331 | 2 |
| 211-217: Arts. | 805 | - | 17 | 19 | 25 | 5 | 70 | 200 | 370 | 98 | 1 |
| 221-227: Humanities. | 863 | - | 6 | 16 | 13 | - | 45 | 140 | 414 | 228 | 1 |
| 311-316: Social and behavioural science. | 160 | - | 1 | 1 | 1 | - | 3 | 13 | 94 | 47 | - |
| 321-323: Journalism and information. | 446 | - | 1 | - | 2 | - | 8 | 60 | 306 | 68 | 1 |
| 341-349: Business and administration | 8,247 | - | 13 | 10 | 65 | - | 262 | 2,685 | 4,418 | 784 | 10 |
| 381-383: Law | 106 | - | - | - | - | - | 1 | 9 | 67 | 29 | - |
| 421-422: Life sciences | 51 | - | - | - | - | - | 1 | 5 | 22 | 23 | - |
| 441-446: Physical sciences | 34 | - | 1 | - | - | - | - | 3 | 20 | 10 | - |
| 461-462: Mathematics and statistics. | 108 | - | - | - | 1 | - | 2 | 6 | 74 | 25 | - |
| 481-482: Computing | 4,708 | - | 10 | 17 | 85 | 6 | 307 | 1,645 | 2,302 | 332 | 4 |
| 521-529: Engineering and engineering trades. | 226 | - | 7 | 7 | 18 | 7 | 12 | 67 | 83 | 25 | - |
| 541-544: Manufacturing and processing. | 473 | - | 28 | 36 | 66 | 8 | 85 | 156 | 73 | 21 | - |
| 581-583: Architecture and building | 98 | - | 2 | 2 | 9 | - | 2 | 24 | 48 | 11 | - |
| 621-625: Agriculture, forestry & fishery. | 84 | - | 9 | 2 | 3 | 4 | 5 | 16 | 28 | 17 | - |
| 641 : Veterinary. | 5 | - | - | - | - | - | - | 1 | 3 | 1 | - |
| 721-728: Health. | 1,805 | - | 9 | 6 | 19 | 1 | 85 | 698 | 854 | 130 | 3 |
| 761-763: Social services | 248 | - | 3 | 4 | 11 | 3 | 28 | 73 | 95 | 31 | - |
| 811-816: Personal services | 2,545 | - | 76 | 69 | 242 | 25 | 412 | 849 | 793 | 77 | 2 |
| 840 : Transport services. | 83 | - | - | - | 2 | - | - | 18 | 59 | 4 | - |
| 851-854: Environmental protection. | 109 | - | - | - | 2 | - | 2 | 13 | 66 | 26 | - |
| 861-862: Security services | 25 | - | - | 2 | 1 | - | - | 9 | 8 | 5 | - |
| 999 : Fields of education not known or unspecified | 45 | - | - | 1 | 3 | - | 3 | 12 | 22 | 4 | - |

Table CA18 - Currently employed population 16 years of age and over by sex, broad field of highest vocational or technical qualification and educational attainment

| Country, Island, Broad Field of Vocational or Technical Qualification and Sex | Total | Educational attainment | | | | | | | | | |
|---|---------|------------------------|-------------------------------|------------|------------------------|------------------------------|--------------------------------|-------------------------|--------------------------|---------------------------------|------------|
| | | Nil & Pre-primary | Primary | | Lower Secondary | | Upper Secondary | | | University degree or equivalent | Not stated |
| | | | Std I - VI but not passed CPE | Passed CPE | Forms I - III Academic | Forms I - III Pre-Vocational | Forms IV - V but not passed SC | Passed SC or equivalent | Passed HSC or equivalent | | |
| Island of Mauritius | | | | | | | | | | | |
| Both sexes | 506,783 | 8,250 | 105,820 | 50,287 | 58,941 | 4,394 | 70,599 | 100,868 | 65,458 | 38,798 | 3,368 |
| No training. | 448,683 | 8,249 | 105,090 | 49,514 | 56,676 | 4,042 | 65,548 | 82,424 | 41,097 | 32,778 | 3,265 |
| With training. | 58,100 | 1 | 730 | 773 | 2,265 | 352 | 5,051 | 18,444 | 24,361 | 6,020 | 103 |
| 010 : Basic programmes. | - | - | - | - | - | - | - | - | - | - | - |
| 080 : Literacy and numeracy | 1 | - | - | - | - | 1 | - | - | - | - | - |
| 090 : Personal development. | 65 | - | - | - | 1 | - | 6 | 16 | 30 | 12 | - |
| 141-149: Teacher training & education science. | 5,005 | - | 28 | 36 | 50 | 6 | 241 | 1,381 | 2,681 | 580 | 2 |
| 211-217: Arts. | 1,977 | - | 32 | 38 | 87 | 10 | 181 | 573 | 842 | 210 | 4 |
| 221-227: Humanities. | 1,379 | - | 21 | 31 | 35 | 2 | 78 | 275 | 577 | 356 | 4 |
| 311-316: Social and behavioural science. | 322 | - | 2 | 1 | 4 | - | 4 | 39 | 172 | 100 | - |
| 321-323: Journalism and information. | 778 | - | 3 | 2 | 6 | - | 21 | 140 | 481 | 124 | 1 |
| 341-349: Business and administration | 15,818 | - | 43 | 35 | 153 | 6 | 498 | 4,605 | 8,349 | 2,109 | 20 |
| 381-383: Law | 352 | - | - | - | 4 | - | 5 | 36 | 195 | 112 | - |
| 421-422: Life sciences | 128 | - | 2 | - | - | - | 2 | 14 | 51 | 59 | - |
| 441-446: Physical sciences | 153 | - | 1 | 1 | 4 | - | 3 | 28 | 78 | 38 | - |
| 461-462: Mathematics and statistics. | 225 | - | - | - | 3 | - | 2 | 28 | 131 | 61 | - |
| 481-482: Computing | 8,774 | - | 36 | 42 | 166 | 14 | 595 | 2,810 | 4,258 | 847 | 6 |
| 521-529: Engineering and engineering trades. | 8,273 | - | 233 | 262 | 814 | 174 | 1,541 | 3,352 | 1,603 | 284 | 10 |
| 541-544: Manufacturing and processing. | 1,624 | - | 85 | 108 | 191 | 37 | 332 | 603 | 208 | 44 | 16 |
| 581-583: Architecture and building | 2,175 | - | 54 | 49 | 151 | 37 | 296 | 713 | 719 | 149 | 7 |
| 621-625: Agriculture,forestry & fishery. | 530 | - | 16 | 7 | 17 | 4 | 13 | 167 | 201 | 103 | 2 |
| 641 : Veterinary. | 15 | - | - | - | 1 | - | 1 | 6 | 5 | 2 | - |
| 721-728: Health. | 3,237 | - | 18 | 17 | 54 | 3 | 154 | 1,065 | 1,562 | 357 | 7 |
| 761-763: Social services | 441 | - | 3 | 4 | 13 | 3 | 30 | 139 | 169 | 80 | - |
| 811-816: Personal services | 5,305 | 1 | 130 | 118 | 450 | 48 | 937 | 2,042 | 1,385 | 184 | 10 |
| 840 : Transport services. | 394 | - | 9 | 9 | 23 | - | 25 | 84 | 198 | 46 | - |
| 851-854: Environmental protection. | 564 | - | 4 | 1 | 10 | - | 24 | 104 | 305 | 116 | - |
| 861-862: Security services | 358 | - | 8 | 10 | 12 | 1 | 39 | 154 | 102 | 30 | 2 |
| 999 : Fields of education not known or unspecified | 207 | - | 2 | 2 | 16 | 6 | 23 | 70 | 59 | 17 | 12 |

Table CA18 - Currently employed population 16 years of age and over by sex, broad field of highest vocational or technical qualification and educational attainment

| Country, Island, Broad Field of Vocational or Technical Qualification and Sex | Total | Educational attainment | | | | | | | | | |
|---|---------|------------------------|-------------------------------|------------|------------------------|------------------------------|--------------------------------|-------------------------|--------------------------|---------------------------------|------------|
| | | Nil & Pre-primary | Primary | | Lower Secondary | | Upper Secondary | | | University degree or equivalent | Not stated |
| | | | Std I - VI but not passed CPE | Passed CPE | Forms I - III Academic | Forms I - III Pre-Vocational | Forms IV - V but not passed SC | Passed SC or equivalent | Passed HSC or equivalent | | |
| Island of Mauritius | | | | | | | | | | | |
| Male | 327,546 | 3,647 | 71,451 | 34,202 | 41,988 | 3,644 | 49,609 | 63,873 | 33,721 | 23,113 | 2,298 |
| No training. | 293,766 | 3,646 | 70,887 | 33,630 | 40,309 | 3,350 | 46,057 | 52,920 | 21,356 | 19,393 | 2,218 |
| With training. | 33,780 | 1 | 564 | 572 | 1,679 | 294 | 3,552 | 10,953 | 12,365 | 3,720 | 80 |
| 010 : Basic programmes. | - | - | - | - | - | - | - | - | - | - | - |
| 080 : Literacy and numeracy | 1 | - | - | - | - | 1 | - | - | - | - | - |
| 090 : Personal development. | 41 | - | - | - | - | - | 4 | 11 | 16 | 10 | - |
| 141-149: Teacher training & education science. | 1,477 | - | 19 | 16 | 20 | 4 | 45 | 345 | 772 | 255 | 1 |
| 211-217: Arts. | 1,176 | - | 16 | 19 | 62 | 5 | 112 | 375 | 472 | 112 | 3 |
| 221-227: Humanities. | 530 | - | 15 | 15 | 22 | 2 | 33 | 138 | 172 | 130 | 3 |
| 311-316: Social and behavioural science. | 164 | - | 1 | - | 3 | - | 1 | 27 | 79 | 53 | - |
| 321-323: Journalism and information. | 341 | - | 2 | 2 | 4 | - | 13 | 83 | 181 | 56 | - |
| 341-349: Business and administration | 7,696 | - | 30 | 25 | 88 | 6 | 244 | 1,987 | 3,971 | 1,335 | 10 |
| 381-383: Law | 248 | - | - | - | 4 | - | 4 | 28 | 128 | 84 | - |
| 421-422: Life sciences | 78 | - | 2 | - | - | - | 1 | 9 | 29 | 37 | - |
| 441-446: Physical sciences | 119 | - | - | 1 | 4 | - | 3 | 25 | 58 | 28 | - |
| 461-462: Mathematics and statistics. | 123 | - | - | - | 2 | - | 1 | 22 | 61 | 37 | - |
| 481-482: Computing | 4,209 | - | 26 | 25 | 83 | 8 | 295 | 1,244 | 2,007 | 519 | 2 |
| 521-529: Engineering and engineering trades. | 8,053 | - | 227 | 255 | 796 | 167 | 1,530 | 3,289 | 1,520 | 259 | 10 |
| 541-544: Manufacturing and processing. | 1,171 | - | 60 | 76 | 126 | 29 | 249 | 456 | 135 | 24 | 16 |
| 581-583: Architecture and building | 2,078 | - | 52 | 47 | 142 | 37 | 294 | 689 | 671 | 139 | 7 |
| 621-625: Agriculture,forestry & fishery. | 463 | - | 14 | 5 | 15 | 1 | 10 | 157 | 173 | 86 | 2 |
| 641 : Veterinary. | 11 | - | - | - | 1 | - | 1 | 5 | 2 | 2 | - |
| 721-728: Health. | 1,510 | - | 10 | 11 | 36 | 2 | 69 | 416 | 734 | 228 | 4 |
| 761-763: Social services | 200 | - | - | - | 3 | - | 3 | 70 | 75 | 49 | - |
| 811-816: Personal services | 2,826 | 1 | 67 | 55 | 215 | 25 | 534 | 1,216 | 598 | 107 | 8 |
| 840 : Transport services. | 311 | - | 9 | 9 | 21 | - | 25 | 66 | 139 | 42 | - |
| 851-854: Environmental protection. | 456 | - | 4 | 1 | 8 | - | 22 | 91 | 240 | 90 | - |
| 861-862: Security services | 333 | - | 8 | 8 | 11 | 1 | 39 | 145 | 94 | 25 | 2 |
| 999 : Fields of education not known or unspecified | 165 | - | 2 | 2 | 13 | 6 | 20 | 59 | 38 | 13 | 12 |

Table CA18 - Currently employed population 16 years of age and over by sex, broad field of highest vocational or technical qualification and educational attainment

| Country, Island, Broad Field of Vocational or Technical Qualification and Sex | Total | Educational attainment | | | | | | | | | |
|---|---------|------------------------|-------------------------------|------------|------------------------|------------------------------|--------------------------------|-------------------------|--------------------------|---------------------------------|------------|
| | | Nil & Pre-primary | Primary | | Lower Secondary | | Upper Secondary | | | University degree or equivalent | Not stated |
| | | | Std I - VI but not passed CPE | Passed CPE | Forms I - III Academic | Forms I - III Pre-Vocational | Forms IV - V but not passed SC | Passed SC or equivalent | Passed HSC or equivalent | | |
| Island of Mauritius | | | | | | | | | | | |
| Female | 179,237 | 4,603 | 34,369 | 16,085 | 16,953 | 750 | 20,990 | 36,995 | 31,737 | 15,685 | 1,070 |
| No training. | 154,917 | 4,603 | 34,203 | 15,884 | 16,367 | 692 | 19,491 | 29,504 | 19,741 | 13,385 | 1,047 |
| With training. | 24,320 | - | 166 | 201 | 586 | 58 | 1,499 | 7,491 | 11,996 | 2,300 | 23 |
| 010 : Basic programmes. | - | - | - | - | - | - | - | - | - | - | - |
| 080 : Literacy and numeracy | - | - | - | - | - | - | - | - | - | - | - |
| 090 : Personal development. | 24 | - | - | - | 1 | - | 2 | 5 | 14 | 2 | - |
| 141-149: Teacher training & education science. | 3,528 | - | 9 | 20 | 30 | 2 | 196 | 1,036 | 1,909 | 325 | 1 |
| 211-217: Arts. | 801 | - | 16 | 19 | 25 | 5 | 69 | 198 | 370 | 98 | 1 |
| 221-227: Humanities. | 849 | - | 6 | 16 | 13 | - | 45 | 137 | 405 | 226 | 1 |
| 311-316: Social and behavioural science. | 158 | - | 1 | 1 | 1 | - | 3 | 12 | 93 | 47 | - |
| 321-323: Journalism and information. | 437 | - | 1 | - | 2 | - | 8 | 57 | 300 | 68 | 1 |
| 341-349: Business and administration | 8,122 | - | 13 | 10 | 65 | - | 254 | 2,618 | 4,378 | 774 | 10 |
| 381-383: Law | 104 | - | - | - | - | - | 1 | 8 | 67 | 28 | - |
| 421-422: Life sciences | 50 | - | - | - | - | - | 1 | 5 | 22 | 22 | - |
| 441-446: Physical sciences | 34 | - | 1 | - | - | - | - | 3 | 20 | 10 | - |
| 461-462: Mathematics and statistics. | 102 | - | - | - | 1 | - | 1 | 6 | 70 | 24 | - |
| 481-482: Computing | 4,565 | - | 10 | 17 | 83 | 6 | 300 | 1,566 | 2,251 | 328 | 4 |
| 521-529: Engineering and engineering trades. | 220 | - | 6 | 7 | 18 | 7 | 11 | 63 | 83 | 25 | - |
| 541-544: Manufacturing and processing. | 453 | - | 25 | 32 | 65 | 8 | 83 | 147 | 73 | 20 | - |
| 581-583: Architecture and building | 97 | - | 2 | 2 | 9 | - | 2 | 24 | 48 | 10 | - |
| 621-625: Agriculture, forestry & fishery. | 67 | - | 2 | 2 | 2 | 3 | 3 | 10 | 28 | 17 | - |
| 641 : Veterinary. | 4 | - | - | - | - | - | - | 1 | 3 | - | - |
| 721-728: Health. | 1,727 | - | 8 | 6 | 18 | 1 | 85 | 649 | 828 | 129 | 3 |
| 761-763: Social services | 241 | - | 3 | 4 | 10 | 3 | 27 | 69 | 94 | 31 | - |
| 811-816: Personal services | 2,479 | - | 63 | 63 | 235 | 23 | 403 | 826 | 787 | 77 | 2 |
| 840 : Transport services. | 83 | - | - | - | 2 | - | - | 18 | 59 | 4 | - |
| 851-854: Environmental protection. | 108 | - | - | - | 2 | - | 2 | 13 | 65 | 26 | - |
| 861-862: Security services | 25 | - | - | 2 | 1 | - | - | 9 | 8 | 5 | - |
| 999 : Fields of education not known or unspecified | 42 | - | - | - | 3 | - | 3 | 11 | 21 | 4 | - |

Table CA18 - Currently employed population 16 years of age and over by sex, broad field of highest vocational or technical qualification and educational attainment

| Country, Island, Broad Field of Vocational or Technical Qualification and Sex | Total | Educational attainment | | | | | | | | | |
|---|--------|------------------------|-------------------------------|------------|------------------------|------------------------------|--------------------------------|-------------------------|--------------------------|---------------------------------|------------|
| | | Nil & Pre-primary | Primary | | Lower Secondary | | Upper Secondary | | | University degree or equivalent | Not stated |
| | | | Std I - VI but not passed CPE | Passed CPE | Forms I - III Academic | Forms I - III Pre-Vocational | Forms IV - V but not passed SC | Passed SC or equivalent | Passed HSC or equivalent | | |
| Island of Rodrigues | | | | | | | | | | | |
| Both sexes | 15,415 | 783 | 6,390 | 1,536 | 1,354 | 314 | 1,141 | 2,490 | 1,017 | 364 | 26 |
| No training. | 13,831 | 783 | 6,314 | 1,502 | 1,279 | 285 | 996 | 1,776 | 597 | 274 | 25 |
| With training. | 1,584 | - | 76 | 34 | 75 | 29 | 145 | 714 | 420 | 90 | 1 |
| 010 : Basic programmes. | - | - | - | - | - | - | - | - | - | - | - |
| 080 : Literacy and numeracy | - | - | - | - | - | - | - | - | - | - | - |
| 090 : Personal development. | 2 | - | - | - | - | - | - | 1 | 1 | - | - |
| 141-149: Teacher training & education science. | 265 | - | 6 | 3 | 3 | - | 18 | 133 | 88 | 13 | 1 |
| 211-217: Arts. | 24 | - | 3 | 1 | 1 | - | 3 | 7 | 7 | 2 | - |
| 221-227: Humanities. | 22 | - | 1 | - | - | - | - | 5 | 13 | 3 | - |
| 311-316: Social and behavioural science. | 6 | - | - | - | - | - | - | 3 | 3 | - | - |
| 321-323: Journalism and information. | 12 | - | - | - | - | - | - | 4 | 8 | - | - |
| 341-349: Business and administration | 231 | - | 1 | - | 2 | - | 10 | 113 | 73 | 32 | - |
| 381-383: Law | 10 | - | - | - | - | - | - | 5 | 2 | 3 | - |
| 421-422: Life sciences | 4 | - | - | - | - | - | - | - | 2 | 2 | - |
| 441-446: Physical sciences | 11 | - | - | - | - | - | - | 6 | 4 | 1 | - |
| 461-462: Mathematics and statistics. | 14 | - | - | - | - | - | 1 | 2 | 9 | 2 | - |
| 481-482: Computing | 219 | - | 2 | - | 3 | - | 10 | 114 | 81 | 9 | - |
| 521-529: Engineering and engineering trades. | 206 | - | 15 | 8 | 26 | 9 | 44 | 83 | 19 | 2 | - |
| 541-544: Manufacturing and processing. | 47 | - | 6 | 6 | 6 | 8 | 5 | 12 | 1 | 3 | - |
| 581-583: Architecture and building | 92 | - | 9 | 3 | 10 | 6 | 18 | 33 | 10 | 3 | - |
| 621-625: Agriculture,forestry & fishery. | 84 | - | 12 | 1 | 3 | 2 | 5 | 45 | 9 | 7 | - |
| 641 : Veterinary. | 4 | - | - | - | - | - | - | 2 | 1 | 1 | - |
| 721-728: Health. | 147 | - | 2 | - | 2 | - | - | 85 | 55 | 3 | - |
| 761-763: Social services | 16 | - | - | 1 | 1 | - | 1 | 5 | 8 | - | - |
| 811-816: Personal services | 124 | - | 17 | 8 | 16 | 4 | 24 | 43 | 9 | 3 | - |
| 840 : Transport services. | 9 | - | - | - | 1 | - | 3 | 1 | 4 | - | - |
| 851-854: Environmental protection. | 4 | - | - | - | 1 | - | - | - | 3 | - | - |
| 861-862: Security services | 25 | - | 2 | 2 | - | - | 2 | 9 | 9 | 1 | - |
| 999 : Fields of education not known or unspecified | 6 | - | - | 1 | - | - | 1 | 3 | 1 | - | - |

Table CA18 - Currently employed population 16 years of age and over by sex, broad field of highest vocational or technical qualification and educational attainment

| Country, Island, Broad Field of Vocational or Technical Qualification and Sex | Total | Educational attainment | | | | | | | | | |
|---|-------|------------------------|-------------------------------|------------|------------------------|------------------------------|--------------------------------|-------------------------|--------------------------|---------------------------------|------------|
| | | Nil & Pre-primary | Primary | | Lower Secondary | | Upper Secondary | | | University degree or equivalent | Not stated |
| | | | Std I - VI but not passed CPE | Passed CPE | Forms I - III Academic | Forms I - III Pre-Vocational | Forms IV - V but not passed SC | Passed SC or equivalent | Passed HSC or equivalent | | |
| Island of Rodrigues | | | | | | | | | | | |
| Male | 9,524 | 457 | 4,189 | 897 | 846 | 259 | 662 | 1,441 | 536 | 218 | 19 |
| No training. | 8,611 | 457 | 4,141 | 877 | 787 | 233 | 562 | 1,060 | 318 | 157 | 19 |
| With training. | 913 | - | 48 | 20 | 59 | 26 | 100 | 381 | 218 | 61 | - |
| 010 : Basic programmes. | - | - | - | - | - | - | - | - | - | - | - |
| 080 : Literacy and numeracy | - | - | - | - | - | - | - | - | - | - | - |
| 090 : Personal development. | 1 | - | - | - | - | - | - | 1 | - | - | - |
| 141-149: Teacher training & education science. | 101 | - | 4 | - | - | - | 5 | 52 | 33 | 7 | - |
| 211-217: Arts. | 20 | - | 2 | 1 | 1 | - | 2 | 5 | 7 | 2 | - |
| 221-227: Humanities. | 8 | - | 1 | - | - | - | - | 2 | 4 | 1 | - |
| 311-316: Social and behavioural science. | 4 | - | - | - | - | - | - | 2 | 2 | - | - |
| 321-323: Journalism and information. | 3 | - | - | - | - | - | - | 1 | 2 | - | - |
| 341-349: Business and administration | 106 | - | 1 | - | 2 | - | 2 | 46 | 33 | 22 | - |
| 381-383: Law | 8 | - | - | - | - | - | - | 4 | 2 | 2 | - |
| 421-422: Life sciences | 3 | - | - | - | - | - | - | - | 2 | 1 | - |
| 441-446: Physical sciences | 11 | - | - | - | - | - | - | 6 | 4 | 1 | - |
| 461-462: Mathematics and statistics. | 8 | - | - | - | - | - | - | 2 | 5 | 1 | - |
| 481-482: Computing | 76 | - | 2 | - | 1 | - | 3 | 35 | 30 | 5 | - |
| 521-529: Engineering and engineering trades. | 200 | - | 14 | 8 | 26 | 9 | 43 | 79 | 19 | 2 | - |
| 541-544: Manufacturing and processing. | 27 | - | 3 | 2 | 5 | 8 | 3 | 3 | 1 | 2 | - |
| 581-583: Architecture and building | 91 | - | 9 | 3 | 10 | 6 | 18 | 33 | 10 | 2 | - |
| 621-625: Agriculture,forestry & fishery. | 67 | - | 5 | 1 | 2 | 1 | 3 | 39 | 9 | 7 | - |
| 641 : Veterinary. | 3 | - | - | - | - | - | - | 2 | 1 | - | - |
| 721-728: Health. | 69 | - | 1 | - | 1 | - | - | 36 | 29 | 2 | - |
| 761-763: Social services | 9 | - | - | 1 | - | - | - | 1 | 7 | - | - |
| 811-816: Personal services | 58 | - | 4 | 2 | 9 | 2 | 15 | 20 | 3 | 3 | - |
| 840 : Transport services. | 9 | - | - | - | 1 | - | 3 | 1 | 4 | - | - |
| 851-854: Environmental protection. | 3 | - | - | - | 1 | - | - | - | 2 | - | - |
| 861-862: Security services | 25 | - | 2 | 2 | - | - | 2 | 9 | 9 | 1 | - |
| 999 : Fields of education not known or unspecified | 3 | - | - | - | - | - | 1 | 2 | - | - | - |

Table CA18 - Currently employed population 16 years of age and over by sex, broad field of highest vocational or technical qualification and educational attainment

| Country, Island, Broad Field of Vocational or Technical Qualification and Sex | Total | Educational attainment | | | | | | | | | University degree or equivalent | Not stated |
|---|-------|-------------------------|-------------------------------------|---------------|------------------------------|--|---|-------------------------------|--------------------------------|-----|--|---------------|
| | | Nil & Pre-primary | Primary | | Lower Secondary | | Upper Secondary | | | | | |
| | | | Std I - VI but not passed CPE | Passed CPE | Forms I - III Academic | Forms I - III Pre- Vocational | Forms IV - V but not passed SC | Passed SC or equivalent | Passed HSC or equivalent | | | |
| Island of Rodrigues | | | | | | | | | | | | |
| Female | 5,891 | 326 | 2,201 | 639 | 508 | 55 | 479 | 1,049 | 481 | 146 | 7 | |
| No training. | 5,220 | 326 | 2,173 | 625 | 492 | 52 | 434 | 716 | 279 | 117 | 6 | |
| With training. | 671 | - | 28 | 14 | 16 | 3 | 45 | 333 | 202 | 29 | 1 | |
| 010 : Basic programmes. | - | - | - | - | - | - | - | - | - | - | - | |
| 080 : Literacy and numeracy | - | - | - | - | - | - | - | - | - | - | - | |
| 090 : Personal development. | 1 | - | - | - | - | - | - | - | 1 | - | - | |
| 141-149: Teacher training & education science. | 164 | - | 2 | 3 | 3 | - | 13 | 81 | 55 | 6 | 1 | |
| 211-217: Arts. | 4 | - | 1 | - | - | - | 1 | 2 | - | - | - | |
| 221-227: Humanities. | 14 | - | - | - | - | - | - | 3 | 9 | 2 | - | |
| 311-316: Social and behavioural science. | 2 | - | - | - | - | - | - | 1 | 1 | - | - | |
| 321-323: Journalism and information. | 9 | - | - | - | - | - | - | 3 | 6 | - | - | |
| 341-349: Business and administration | 125 | - | - | - | - | - | 8 | 67 | 40 | 10 | - | |
| 381-383: Law | 2 | - | - | - | - | - | - | 1 | - | 1 | - | |
| 421-422: Life sciences | 1 | - | - | - | - | - | - | - | - | 1 | - | |
| 441-446: Physical sciences | - | - | - | - | - | - | - | - | - | - | - | |
| 461-462: Mathematics and statistics. | 6 | - | - | - | - | - | 1 | - | 4 | 1 | - | |
| 481-482: Computing | 143 | - | - | - | 2 | - | 7 | 79 | 51 | 4 | - | |
| 521-529: Engineering and engineering trades. | 6 | - | 1 | - | - | - | 1 | 4 | - | - | - | |
| 541-544: Manufacturing and processing. | 20 | - | 3 | 4 | 1 | - | 2 | 9 | - | 1 | - | |
| 581-583: Architecture and building | 1 | - | - | - | - | - | - | - | - | 1 | - | |
| 621-625: Agriculture,forestry & fishery. | 17 | - | 7 | - | 1 | 1 | 2 | 6 | - | - | - | |
| 641 : Veterinary. | 1 | - | - | - | - | - | - | - | - | 1 | - | |
| 721-728: Health. | 78 | - | 1 | - | 1 | - | - | 49 | 26 | 1 | - | |
| 761-763: Social services | 7 | - | - | - | 1 | - | 1 | 4 | 1 | - | - | |
| 811-816: Personal services | 66 | - | 13 | 6 | 7 | 2 | 9 | 23 | 6 | - | - | |
| 840 : Transport services. | - | - | - | - | - | - | - | - | - | - | - | |
| 851-854: Environmental protection. | 1 | - | - | - | - | - | - | - | 1 | - | - | |
| 861-862: Security services | - | - | - | - | - | - | - | - | - | - | - | |
| 999 : Fields of education not known or unspecified | 3 | - | - | 1 | - | - | - | 1 | 1 | - | - | |

Table CA19a - Currently employed population 16 years of age and over by sex, broad field of highest vocational or technical qualification and major occupational group

| Country, Island, Broad field of Vocational or Technical Qualification and Sex | Total | Major occupational group | | | | | | | | | |
|--|---------|--------------------------|--------------------|--|--------------------------------|---------------------------------|---|---|---|---------------------------|---------------|
| | | Managers | Profession- als | Technicians & associate profession- als | Clerical support workers | Service and Sales workers | Skilled agricultural forestry and fishery workers | Craft and related trades workers | Plant and machine operators & assemblers | Elementary occupations | Not stated |
| Republic of Mauritius | | | | | | | | | | | |
| Both sexes | 522,198 | 29,284 | 44,930 | 48,213 | 43,815 | 96,982 | 21,038 | 91,710 | 61,363 | 83,599 | 1,264 |
| No training. | 462,514 | 22,608 | 30,366 | 34,489 | 35,060 | 89,113 | 20,653 | 86,994 | 60,035 | 81,958 | 1,238 |
| With training. | 59,684 | 6,676 | 14,564 | 13,724 | 8,755 | 7,869 | 385 | 4,716 | 1,328 | 1,641 | 26 |
| 010 : Basic programmes. | - | - | - | - | - | - | - | - | - | - | - |
| 080 : Literacy and numeracy | 1 | - | - | - | - | - | - | - | - | 1 | - |
| 090 : Personal development. | 67 | 7 | 12 | 25 | 9 | 7 | - | 2 | 2 | 3 | - |
| 141-149: Teacher training & education science. | 5,270 | 188 | 4,658 | 110 | 66 | 147 | 14 | 27 | 28 | 30 | 2 |
| 211-217: Arts. | 2,001 | 214 | 817 | 280 | 138 | 189 | 8 | 246 | 46 | 62 | 1 |
| 221-227: Humanities. | 1,401 | 113 | 838 | 124 | 144 | 105 | 4 | 23 | 17 | 33 | - |
| 311-316: Social and behavioural science. | 328 | 74 | 115 | 72 | 32 | 31 | - | 1 | 1 | 2 | - |
| 321-323: Journalism and information. | 790 | 82 | 259 | 126 | 272 | 27 | 1 | 9 | 8 | 5 | 1 |
| 341-349: Business and administration | 16,049 | 2,975 | 3,589 | 3,758 | 4,118 | 1,091 | 40 | 215 | 103 | 151 | 9 |
| 381-383: Law | 362 | 38 | 145 | 104 | 34 | 35 | - | 1 | 4 | 1 | - |
| 421-422: Life sciences | 132 | 22 | 67 | 33 | - | 5 | 3 | - | 1 | 1 | - |
| 441-446: Physical sciences | 164 | 16 | 60 | 58 | 8 | 12 | 2 | 4 | 4 | - | - |
| 461-462: Mathematics and statistics. | 239 | 19 | 129 | 66 | 16 | 7 | - | 2 | - | - | - |
| 481-482: Computing | 8,993 | 656 | 1,636 | 1,865 | 2,519 | 1,473 | 42 | 276 | 168 | 352 | 6 |
| 521-529: Engineering and engineering trades. | 8,479 | 633 | 594 | 2,238 | 386 | 1,017 | 71 | 2,617 | 537 | 384 | 2 |
| 541-544: Manufacturing and processing. | 1,671 | 146 | 94 | 125 | 77 | 475 | 22 | 509 | 83 | 139 | 1 |
| 581-583: Architecture and building | 2,267 | 248 | 441 | 768 | 83 | 147 | 15 | 416 | 63 | 86 | - |
| 621-625: Agriculture,forestry & fishery. | 614 | 115 | 93 | 185 | 19 | 78 | 82 | 18 | 11 | 13 | - |
| 641 : Veterinary. | 19 | 1 | 6 | 6 | - | 3 | 3 | - | - | - | - |
| 721-728: Health. | 3,384 | 133 | 411 | 2,298 | 84 | 330 | 10 | 47 | 23 | 48 | - |
| 761-763: Social services | 457 | 46 | 74 | 231 | 25 | 59 | 2 | 8 | 5 | 7 | - |
| 811-816: Personal services | 5,429 | 762 | 417 | 612 | 613 | 2,326 | 55 | 223 | 153 | 266 | 2 |
| 840 : Transport services. | 403 | 57 | 28 | 155 | 47 | 46 | 3 | 16 | 44 | 6 | 1 |
| 851-854: Environmental protection. | 568 | 49 | 45 | 384 | 20 | 33 | 1 | 14 | 8 | 14 | - |
| 861-862: Security services | 383 | 32 | 22 | 63 | 27 | 207 | 4 | 13 | 9 | 6 | - |
| 999 : Fields of education not known or unspecified | 213 | 50 | 14 | 38 | 18 | 19 | 3 | 29 | 10 | 31 | 1 |

Table CA19a - Currently employed population 16 years of age and over by sex, broad field of highest vocational or technical qualification and major occupational group

| Country, Island, Broad field of Vocational or Technical Qualification and Sex | Total | Major occupational group | | | | | | | | | |
|--|---------|--------------------------|---------------|---|--------------------------------|---------------------------------|---|---|---|---------------------------|---------------|
| | | Managers | Professionals | Technicians & associate professionals | Clerical support workers | Service and Sales workers | Skilled agricultural forestry and fishery workers | Craft and related trades workers | Plant and machine operators & assemblers | Elementary occupations | Not stated |
| Republic of Mauritius | | | | | | | | | | | |
| Male | 337,070 | 20,948 | 22,245 | 29,839 | 17,324 | 59,335 | 16,810 | 82,789 | 42,946 | 43,921 | 913 |
| No training. | 302,377 | 16,180 | 15,432 | 21,217 | 14,489 | 54,619 | 16,477 | 78,529 | 41,769 | 42,769 | 896 |
| With training. | 34,693 | 4,768 | 6,813 | 8,622 | 2,835 | 4,716 | 333 | 4,260 | 1,177 | 1,152 | 17 |
| 010 : Basic programmes. | - | - | - | - | - | - | - | - | - | - | - |
| 080 : Literacy and numeracy | 1 | - | - | - | - | - | - | - | - | 1 | - |
| 090 : Personal development. | 42 | 5 | 5 | 15 | 5 | 6 | - | 2 | 2 | 2 | - |
| 141-149: Teacher training & education science. | 1,578 | 67 | 1,315 | 61 | 15 | 60 | 11 | 20 | 20 | 9 | - |
| 211-217: Arts. | 1,196 | 146 | 487 | 177 | 42 | 97 | 5 | 181 | 30 | 31 | - |
| 221-227: Humanities. | 538 | 61 | 286 | 46 | 33 | 55 | 4 | 18 | 17 | 18 | - |
| 311-316: Social and behavioural science. | 168 | 54 | 43 | 31 | 15 | 23 | - | - | 1 | 1 | - |
| 321-323: Journalism and information. | 344 | 51 | 124 | 75 | 61 | 16 | 1 | 8 | 5 | 3 | - |
| 341-349: Business and administration | 7,802 | 2,009 | 1,807 | 1,790 | 1,217 | 618 | 36 | 147 | 81 | 90 | 7 |
| 381-383: Law | 256 | 28 | 99 | 79 | 18 | 27 | - | - | 4 | 1 | - |
| 421-422: Life sciences | 81 | 19 | 35 | 18 | - | 5 | 2 | - | 1 | 1 | - |
| 441-446: Physical sciences | 130 | 14 | 42 | 49 | 4 | 12 | 2 | 4 | 3 | - | - |
| 461-462: Mathematics and statistics. | 131 | 15 | 69 | 34 | 8 | 3 | - | 2 | - | - | - |
| 481-482: Computing | 4,285 | 447 | 921 | 1,016 | 644 | 689 | 31 | 188 | 132 | 214 | 3 |
| 521-529: Engineering and engineering trades. | 8,253 | 617 | 563 | 2,180 | 342 | 974 | 69 | 2,603 | 530 | 373 | 2 |
| 541-544: Manufacturing and processing. | 1,198 | 119 | 26 | 101 | 42 | 343 | 18 | 396 | 62 | 90 | 1 |
| 581-583: Architecture and building | 2,169 | 241 | 411 | 734 | 73 | 139 | 15 | 413 | 62 | 81 | - |
| 621-625: Agriculture,forestry & fishery. | 530 | 103 | 74 | 162 | 17 | 65 | 77 | 12 | 11 | 9 | - |
| 641 : Veterinary. | 14 | 1 | 3 | 5 | - | 2 | 3 | - | - | - | - |
| 721-728: Health. | 1,579 | 82 | 246 | 1,005 | 21 | 141 | 7 | 33 | 18 | 26 | - |
| 761-763: Social services | 209 | 19 | 17 | 139 | 9 | 16 | 1 | 2 | 3 | 3 | - |
| 811-816: Personal services | 2,884 | 514 | 160 | 370 | 206 | 1,154 | 41 | 170 | 125 | 142 | 2 |
| 840 : Transport services. | 320 | 48 | 17 | 137 | 18 | 33 | 3 | 13 | 44 | 6 | 1 |
| 851-854: Environmental protection. | 459 | 40 | 34 | 310 | 14 | 28 | 1 | 10 | 8 | 14 | - |
| 861-862: Security services | 358 | 29 | 19 | 59 | 24 | 196 | 4 | 12 | 9 | 6 | - |
| 999 : Fields of education not known or unspecified | 168 | 39 | 10 | 29 | 7 | 14 | 2 | 26 | 9 | 31 | 1 |

Table CA19a - Currently employed population 16 years of age and over by sex, broad field of highest vocational or technical qualification and major occupational group

| Country, Island, Broad field of Vocational or Technical Qualification and Sex | Total | Major occupational group | | | | | | | | | |
|--|---------|--------------------------|---------------|---|--------------------------------|---------------------------------|---|---|---|---------------------------|---------------|
| | | Managers | Professionals | Technicians & associate professionals | Clerical support workers | Service and Sales workers | Skilled agricultural forestry and fishery workers | Craft and related trades workers | Plant and machine operators & assemblers | Elementary occupations | Not stated |
| Republic of Mauritius | | | | | | | | | | | |
| Female | 185,128 | 8,336 | 22,685 | 18,374 | 26,491 | 37,647 | 4,228 | 8,921 | 18,417 | 39,678 | 351 |
| No training. | 160,137 | 6,428 | 14,934 | 13,272 | 20,571 | 34,494 | 4,176 | 8,465 | 18,266 | 39,189 | 342 |
| With training. | 24,991 | 1,908 | 7,751 | 5,102 | 5,920 | 3,153 | 52 | 456 | 151 | 489 | 9 |
| 010 : Basic programmes. | - | - | - | - | - | - | - | - | - | - | - |
| 080 : Literacy and numeracy | - | - | - | - | - | - | - | - | - | - | - |
| 090 : Personal development. | 25 | 2 | 7 | 10 | 4 | 1 | - | - | - | 1 | - |
| 141-149: Teacher training & education science. | 3,692 | 121 | 3,343 | 49 | 51 | 87 | 3 | 7 | 8 | 21 | 2 |
| 211-217: Arts. | 805 | 68 | 330 | 103 | 96 | 92 | 3 | 65 | 16 | 31 | 1 |
| 221-227: Humanities. | 863 | 52 | 552 | 78 | 111 | 50 | - | 5 | - | 15 | - |
| 311-316: Social and behavioural science. | 160 | 20 | 72 | 41 | 17 | 8 | - | 1 | - | 1 | - |
| 321-323: Journalism and information. | 446 | 31 | 135 | 51 | 211 | 11 | - | 1 | 3 | 2 | 1 |
| 341-349: Business and administration | 8,247 | 966 | 1,782 | 1,968 | 2,901 | 473 | 4 | 68 | 22 | 61 | 2 |
| 381-383: Law | 106 | 10 | 46 | 25 | 16 | 8 | - | 1 | - | - | - |
| 421-422: Life sciences | 51 | 3 | 32 | 15 | - | - | 1 | - | - | - | - |
| 441-446: Physical sciences | 34 | 2 | 18 | 9 | 4 | - | - | - | 1 | - | - |
| 461-462: Mathematics and statistics. | 108 | 4 | 60 | 32 | 8 | 4 | - | - | - | - | - |
| 481-482: Computing | 4,708 | 209 | 715 | 849 | 1,875 | 784 | 11 | 88 | 36 | 138 | 3 |
| 521-529: Engineering and engineering trades. | 226 | 16 | 31 | 58 | 44 | 43 | 2 | 14 | 7 | 11 | - |
| 541-544: Manufacturing and processing. | 473 | 27 | 68 | 24 | 35 | 132 | 4 | 113 | 21 | 49 | - |
| 581-583: Architecture and building | 98 | 7 | 30 | 34 | 10 | 8 | - | 3 | 1 | 5 | - |
| 621-625: Agriculture, forestry & fishery. | 84 | 12 | 19 | 23 | 2 | 13 | 5 | 6 | - | 4 | - |
| 641 : Veterinary. | 5 | - | 3 | 1 | - | 1 | - | - | - | - | - |
| 721-728: Health. | 1,805 | 51 | 165 | 1,293 | 63 | 189 | 3 | 14 | 5 | 22 | - |
| 761-763: Social services | 248 | 27 | 57 | 92 | 16 | 43 | 1 | 6 | 2 | 4 | - |
| 811-816: Personal services | 2,545 | 248 | 257 | 242 | 407 | 1,172 | 14 | 53 | 28 | 124 | - |
| 840 : Transport services. | 83 | 9 | 11 | 18 | 29 | 13 | - | 3 | - | - | - |
| 851-854: Environmental protection. | 109 | 9 | 11 | 74 | 6 | 5 | - | 4 | - | - | - |
| 861-862: Security services | 25 | 3 | 3 | 4 | 3 | 11 | - | 1 | - | - | - |
| 999 : Fields of education not known or unspecified | 45 | 11 | 4 | 9 | 11 | 5 | 1 | 3 | 1 | - | - |

Table CA19a - Currently employed population 16 years of age and over by sex, broad field of highest vocational or technical qualification and major occupational group

| Country, Island, Broad field of Vocational or Technical Qualification and Sex | Total | Major occupational group | | | | | | | | | |
|--|---------|--------------------------|--------------------|--|--------------------------------|---------------------------------|---|---|---|---------------------------|---------------|
| | | Managers | Profession- als | Technicians & associate profession- als | Clerical support workers | Service and Sales workers | Skilled agricultural forestry and fishery workers | Craft and related trades workers | Plant and machine operators & assemblers | Elementary occupations | Not stated |
| Island of Mauritius | | | | | | | | | | | |
| Both sexes | 506,783 | 28,854 | 44,022 | 47,216 | 43,210 | 94,112 | 16,630 | 89,501 | 60,728 | 81,266 | 1,244 |
| No training. | 448,683 | 22,266 | 29,898 | 33,894 | 34,570 | 86,500 | 16,302 | 84,921 | 59,419 | 79,694 | 1,219 |
| With training. | 58,100 | 6,588 | 14,124 | 13,322 | 8,640 | 7,612 | 328 | 4,580 | 1,309 | 1,572 | 25 |
| 010 : Basic programmes. | - | - | - | - | - | - | - | - | - | - | - |
| 080 : Literacy and numeracy | 1 | - | - | - | - | - | - | - | - | 1 | - |
| 090 : Personal development. | 65 | 7 | 12 | 23 | 9 | 7 | - | 2 | 2 | 3 | - |
| 141-149: Teacher training & education science. | 5,005 | 180 | 4,417 | 107 | 66 | 144 | 10 | 24 | 27 | 28 | 2 |
| 211-217: Arts. | 1,977 | 213 | 808 | 278 | 138 | 188 | 7 | 236 | 46 | 62 | 1 |
| 221-227: Humanities. | 1,379 | 110 | 822 | 124 | 142 | 105 | 4 | 22 | 17 | 33 | - |
| 311-316: Social and behavioural science. | 322 | 73 | 113 | 71 | 31 | 30 | - | 1 | 1 | 2 | - |
| 321-323: Journalism and information. | 778 | 80 | 253 | 125 | 270 | 26 | 1 | 9 | 8 | 5 | 1 |
| 341-349: Business and administration | 15,818 | 2,948 | 3,523 | 3,692 | 4,080 | 1,068 | 38 | 212 | 102 | 147 | 8 |
| 381-383: Law | 352 | 38 | 144 | 99 | 34 | 31 | - | 1 | 4 | 1 | - |
| 421-422: Life sciences | 128 | 21 | 65 | 32 | - | 5 | 3 | - | 1 | 1 | - |
| 441-446: Physical sciences | 153 | 16 | 57 | 51 | 8 | 11 | 2 | 4 | 4 | - | - |
| 461-462: Mathematics and statistics. | 225 | 18 | 123 | 63 | 13 | 6 | - | 2 | - | - | - |
| 481-482: Computing | 8,774 | 650 | 1,598 | 1,831 | 2,464 | 1,423 | 30 | 263 | 167 | 342 | 6 |
| 521-529: Engineering and engineering trades. | 8,273 | 630 | 580 | 2,189 | 380 | 985 | 63 | 2,554 | 526 | 364 | 2 |
| 541-544: Manufacturing and processing. | 1,624 | 144 | 90 | 123 | 77 | 456 | 19 | 500 | 83 | 131 | 1 |
| 581-583: Architecture and building | 2,175 | 248 | 433 | 733 | 81 | 135 | 12 | 393 | 63 | 77 | - |
| 621-625: Agriculture,forestry & fishery. | 530 | 108 | 85 | 157 | 18 | 59 | 70 | 13 | 10 | 10 | - |
| 641 : Veterinary. | 15 | 1 | 5 | 3 | - | 3 | 3 | - | - | - | - |
| 721-728: Health. | 3,237 | 129 | 408 | 2,165 | 84 | 324 | 10 | 46 | 23 | 48 | - |
| 761-763: Social services | 441 | 43 | 72 | 223 | 25 | 58 | 1 | 7 | 5 | 7 | - |
| 811-816: Personal services | 5,305 | 745 | 412 | 600 | 608 | 2,268 | 46 | 220 | 151 | 253 | 2 |
| 840 : Transport services. | 394 | 57 | 26 | 153 | 47 | 45 | 2 | 15 | 42 | 6 | 1 |
| 851-854: Environmental protection. | 564 | 49 | 44 | 382 | 20 | 32 | 1 | 14 | 8 | 14 | - |
| 861-862: Security services | 358 | 31 | 21 | 62 | 27 | 185 | 4 | 13 | 9 | 6 | - |
| 999 : Fields of education not known or unspecified | 207 | 49 | 13 | 36 | 18 | 18 | 2 | 29 | 10 | 31 | 1 |

Table CA19a - Currently employed population 16 years of age and over by sex, broad field of highest vocational or technical qualification and major occupational group

| Country, Island, Broad field of Vocational or Technical Qualification and Sex | Total | Major occupational group | | | | | | | | | |
|--|---------|--------------------------|---------------|---|--------------------------------|---------------------------------|---|---|---|---------------------------|---------------|
| | | Managers | Professionals | Technicians & associate professionals | Clerical support workers | Service and Sales workers | Skilled agricultural forestry and fishery workers | Craft and related trades workers | Plant and machine operators & assemblers | Elementary occupations | Not stated |
| Island of Mauritius | | | | | | | | | | | |
| Male | 327,546 | 20,684 | 21,841 | 29,193 | 17,098 | 57,655 | 14,306 | 81,002 | 42,360 | 42,506 | 901 |
| No training. | 293,766 | 15,972 | 15,224 | 20,832 | 14,288 | 53,093 | 14,011 | 76,859 | 41,199 | 41,403 | 885 |
| With training. | 33,780 | 4,712 | 6,617 | 8,361 | 2,810 | 4,562 | 295 | 4,143 | 1,161 | 1,103 | 16 |
| 010 : Basic programmes. | - | - | - | - | - | - | - | - | - | - | - |
| 080 : Literacy and numeracy | 1 | - | - | - | - | - | - | - | - | 1 | - |
| 090 : Personal development. | 41 | 5 | 5 | 14 | 5 | 6 | - | 2 | 2 | 2 | - |
| 141-149: Teacher training & education science. | 1,477 | 64 | 1,227 | 58 | 15 | 60 | 7 | 18 | 20 | 8 | - |
| 211-217: Arts. | 1,176 | 145 | 479 | 175 | 42 | 96 | 5 | 173 | 30 | 31 | - |
| 221-227: Humanities. | 530 | 59 | 280 | 46 | 33 | 55 | 4 | 18 | 17 | 18 | - |
| 311-316: Social and behavioural science. | 164 | 53 | 41 | 31 | 15 | 22 | - | - | 1 | 1 | - |
| 321-323: Journalism and information. | 341 | 51 | 122 | 75 | 60 | 16 | 1 | 8 | 5 | 3 | - |
| 341-349: Business and administration | 7,696 | 1,988 | 1,775 | 1,761 | 1,211 | 606 | 35 | 144 | 81 | 89 | 6 |
| 381-383: Law | 248 | 28 | 99 | 75 | 18 | 23 | - | - | 4 | 1 | - |
| 421-422: Life sciences | 78 | 18 | 34 | 17 | - | 5 | 2 | - | 1 | 1 | - |
| 441-446: Physical sciences | 119 | 14 | 39 | 42 | 4 | 11 | 2 | 4 | 3 | - | - |
| 461-462: Mathematics and statistics. | 123 | 14 | 66 | 32 | 6 | 3 | - | 2 | - | - | - |
| 481-482: Computing | 4,209 | 444 | 907 | 1,001 | 638 | 671 | 26 | 180 | 131 | 208 | 3 |
| 521-529: Engineering and engineering trades. | 8,053 | 614 | 549 | 2,131 | 338 | 945 | 62 | 2,540 | 519 | 353 | 2 |
| 541-544: Manufacturing and processing. | 1,171 | 117 | 25 | 100 | 42 | 333 | 17 | 391 | 62 | 83 | 1 |
| 581-583: Architecture and building | 2,078 | 241 | 404 | 699 | 71 | 127 | 12 | 390 | 62 | 72 | - |
| 621-625: Agriculture, forestry & fishery. | 463 | 97 | 66 | 136 | 16 | 52 | 67 | 11 | 10 | 8 | - |
| 641 : Veterinary. | 11 | 1 | 3 | 2 | - | 2 | 3 | - | - | - | - |
| 721-728: Health. | 1,510 | 81 | 245 | 943 | 21 | 137 | 7 | 32 | 18 | 26 | - |
| 761-763: Social services | 200 | 17 | 16 | 134 | 9 | 16 | - | 2 | 3 | 3 | - |
| 811-816: Personal services | 2,826 | 506 | 159 | 360 | 203 | 1,130 | 36 | 168 | 124 | 138 | 2 |
| 840 : Transport services. | 311 | 48 | 15 | 135 | 18 | 32 | 2 | 12 | 42 | 6 | 1 |
| 851-854: Environmental protection. | 456 | 40 | 34 | 308 | 14 | 27 | 1 | 10 | 8 | 14 | - |
| 861-862: Security services | 333 | 28 | 18 | 58 | 24 | 174 | 4 | 12 | 9 | 6 | - |
| 999 : Fields of education not known or unspecified | 165 | 39 | 9 | 28 | 7 | 13 | 2 | 26 | 9 | 31 | 1 |

Table CA19a - Currently employed population 16 years of age and over by sex, broad field of highest vocational or technical qualification and major occupational group

| Country, Island, Broad field of Vocational or Technical Qualification and Sex | Total | Major occupational group | | | | | | | | | |
|--|---------|--------------------------|--------------------|--|--------------------------------|---------------------------------|---|---|---|---------------------------|---------------|
| | | Managers | Profession- als | Technicians & associate profession- als | Clerical support workers | Service and Sales workers | Skilled agricultural forestry and fishery workers | Craft and related trades workers | Plant and machine operators & assemblers | Elementary occupations | Not stated |
| Island of Mauritius | | | | | | | | | | | |
| Female | 179,237 | 8,170 | 22,181 | 18,023 | 26,112 | 36,457 | 2,324 | 8,499 | 18,368 | 38,760 | 343 |
| No training. | 154,917 | 6,294 | 14,674 | 13,062 | 20,282 | 33,407 | 2,291 | 8,062 | 18,220 | 38,291 | 334 |
| With training. | 24,320 | 1,876 | 7,507 | 4,961 | 5,830 | 3,050 | 33 | 437 | 148 | 469 | 9 |
| 010 : Basic programmes. | - | - | - | - | - | - | - | - | - | - | - |
| 080 : Literacy and numeracy | - | - | - | - | - | - | - | - | - | - | - |
| 090 : Personal development. | 24 | 2 | 7 | 9 | 4 | 1 | - | - | - | 1 | - |
| 141-149: Teacher training & education science. | 3,528 | 116 | 3,190 | 49 | 51 | 84 | 3 | 6 | 7 | 20 | 2 |
| 211-217: Arts. | 801 | 68 | 329 | 103 | 96 | 92 | 2 | 63 | 16 | 31 | 1 |
| 221-227: Humanities. | 849 | 51 | 542 | 78 | 109 | 50 | - | 4 | - | 15 | - |
| 311-316: Social and behavioural science. | 158 | 20 | 72 | 40 | 16 | 8 | - | 1 | - | 1 | - |
| 321-323: Journalism and information. | 437 | 29 | 131 | 50 | 210 | 10 | - | 1 | 3 | 2 | 1 |
| 341-349: Business and administration | 8,122 | 960 | 1,748 | 1,931 | 2,869 | 462 | 3 | 68 | 21 | 58 | 2 |
| 381-383: Law | 104 | 10 | 45 | 24 | 16 | 8 | - | 1 | - | - | - |
| 421-422: Life sciences | 50 | 3 | 31 | 15 | - | - | 1 | - | - | - | - |
| 441-446: Physical sciences | 34 | 2 | 18 | 9 | 4 | - | - | - | 1 | - | - |
| 461-462: Mathematics and statistics. | 102 | 4 | 57 | 31 | 7 | 3 | - | - | - | - | - |
| 481-482: Computing | 4,565 | 206 | 691 | 830 | 1,826 | 752 | 4 | 83 | 36 | 134 | 3 |
| 521-529: Engineering and engineering trades. | 220 | 16 | 31 | 58 | 42 | 40 | 1 | 14 | 7 | 11 | - |
| 541-544: Manufacturing and processing. | 453 | 27 | 65 | 23 | 35 | 123 | 2 | 109 | 21 | 48 | - |
| 581-583: Architecture and building | 97 | 7 | 29 | 34 | 10 | 8 | - | 3 | 1 | 5 | - |
| 621-625: Agriculture,forestry & fishery. | 67 | 11 | 19 | 21 | 2 | 7 | 3 | 2 | - | 2 | - |
| 641 : Veterinary. | 4 | - | 2 | 1 | - | 1 | - | - | - | - | - |
| 721-728: Health. | 1,727 | 48 | 163 | 1,222 | 63 | 187 | 3 | 14 | 5 | 22 | - |
| 761-763: Social services | 241 | 26 | 56 | 89 | 16 | 42 | 1 | 5 | 2 | 4 | - |
| 811-816: Personal services | 2,479 | 239 | 253 | 240 | 405 | 1,138 | 10 | 52 | 27 | 115 | - |
| 840 : Transport services. | 83 | 9 | 11 | 18 | 29 | 13 | - | 3 | - | - | - |
| 851-854: Environmental protection. | 108 | 9 | 10 | 74 | 6 | 5 | - | 4 | - | - | - |
| 861-862: Security services | 25 | 3 | 3 | 4 | 3 | 11 | - | 1 | - | - | - |
| 999 : Fields of education not known or. unspecified | 42 | 10 | 4 | 8 | 11 | 5 | - | 3 | 1 | - | - |

Table CA19a - Currently employed population 16 years of age and over by sex, broad field of highest vocational or technical qualification and major occupational group

| Country, Island, Broad field of Vocational or Technical Qualification and Sex | Total | Major occupational group | | | | | | | | | |
|--|--------|--------------------------|--------------------|--|--------------------------------|---------------------------------|---|---|---|---------------------------|---------------|
| | | Managers | Profession- als | Technicians & associate profession- als | Clerical support workers | Service and Sales workers | Skilled agricultural forestry and fishery workers | Craft and related trades workers | Plant and machine operators & assemblers | Elementary occupations | Not stated |
| Island of Rodrigues | | | | | | | | | | | |
| Both sexes | 15,415 | 430 | 908 | 997 | 605 | 2,870 | 4,408 | 2,209 | 635 | 2,333 | 20 |
| No training. | 13,831 | 342 | 468 | 595 | 490 | 2,613 | 4,351 | 2,073 | 616 | 2,264 | 19 |
| With training. | 1,584 | 88 | 440 | 402 | 115 | 257 | 57 | 136 | 19 | 69 | 1 |
| 010 : Basic programmes. | - | - | - | - | - | - | - | - | - | - | - |
| 080 : Literacy and numeracy | - | - | - | - | - | - | - | - | - | - | - |
| 090 : Personal development. | 2 | - | - | 2 | - | - | - | - | - | - | - |
| 141-149: Teacher training & education science. | 265 | 8 | 241 | 3 | - | 3 | 4 | 3 | 1 | 2 | - |
| 211-217: Arts. | 24 | 1 | 9 | 2 | - | 1 | 1 | 10 | - | - | - |
| 221-227: Humanities. | 22 | 3 | 16 | - | 2 | - | - | 1 | - | - | - |
| 311-316: Social and behavioural science. | 6 | 1 | 2 | 1 | 1 | 1 | - | - | - | - | - |
| 321-323: Journalism and information. | 12 | 2 | 6 | 1 | 2 | 1 | - | - | - | - | - |
| 341-349: Business and administration | 231 | 27 | 66 | 66 | 38 | 23 | 2 | 3 | 1 | 4 | 1 |
| 381-383: Law | 10 | - | 1 | 5 | - | 4 | - | - | - | - | - |
| 421-422: Life sciences | 4 | 1 | 2 | 1 | - | - | - | - | - | - | - |
| 441-446: Physical sciences | 11 | - | 3 | 7 | - | 1 | - | - | - | - | - |
| 461-462: Mathematics and statistics. | 14 | 1 | 6 | 3 | 3 | 1 | - | - | - | - | - |
| 481-482: Computing | 219 | 6 | 38 | 34 | 55 | 50 | 12 | 13 | 1 | 10 | - |
| 521-529: Engineering and engineering trades. | 206 | 3 | 14 | 49 | 6 | 32 | 8 | 63 | 11 | 20 | - |
| 541-544: Manufacturing and processing. | 47 | 2 | 4 | 2 | - | 19 | 3 | 9 | - | 8 | - |
| 581-583: Architecture and building | 92 | - | 8 | 35 | 2 | 12 | 3 | 23 | - | 9 | - |
| 621-625: Agriculture,forestry & fishery. | 84 | 7 | 8 | 28 | 1 | 19 | 12 | 5 | 1 | 3 | - |
| 641 : Veterinary. | 4 | - | 1 | 3 | - | - | - | - | - | - | - |
| 721-728: Health. | 147 | 4 | 3 | 133 | - | 6 | - | 1 | - | - | - |
| 761-763: Social services | 16 | 3 | 2 | 8 | - | 1 | 1 | 1 | - | - | - |
| 811-816: Personal services | 124 | 17 | 5 | 12 | 5 | 58 | 9 | 3 | 2 | 13 | - |
| 840 : Transport services. | 9 | - | 2 | 2 | - | 1 | 1 | 2 | - | - | - |
| 851-854: Environmental protection. | 4 | - | 1 | 2 | - | 1 | - | - | - | - | - |
| 861-862: Security services | 25 | 1 | 1 | 1 | - | 22 | - | - | - | - | - |
| 999 : Fields of education not known or unspecified | 6 | 1 | 1 | 2 | - | 1 | 1 | - | - | - | - |

Table CA19a - Currently employed population 16 years of age and over by sex, broad field of highest vocational or technical qualification and major occupational group

| Country, Island, Broad field of Vocational or Technical Qualification and Sex | Total | Major occupational group | | | | | | | | | |
|--|-------|--------------------------|--------------------|--|--------------------------------|---------------------------------|---|---|---|---------------------------|---------------|
| | | Managers | Profession- als | Technicians & associate profession- als | Clerical support workers | Service and Sales workers | Skilled agricultural forestry and fishery workers | Craft and related trades workers | Plant and machine operators & assemblers | Elementary occupations | Not stated |
| Island of Rodrigues | | | | | | | | | | | |
| Male | 9,524 | 264 | 404 | 646 | 226 | 1,680 | 2,504 | 1,787 | 586 | 1,415 | 12 |
| No training. | 8,611 | 208 | 208 | 385 | 201 | 1,526 | 2,466 | 1,670 | 570 | 1,366 | 11 |
| With training. | 913 | 56 | 196 | 261 | 25 | 154 | 38 | 117 | 16 | 49 | 1 |
| 010 : Basic programmes. | - | - | - | - | - | - | - | - | - | - | - |
| 080 : Literacy and numeracy | - | - | - | - | - | - | - | - | - | - | - |
| 090 : Personal development. | 1 | - | - | 1 | - | - | - | - | - | - | - |
| 141-149: Teacher training & education science. | 101 | 3 | 88 | 3 | - | - | 4 | 2 | - | 1 | - |
| 211-217: Arts. | 20 | 1 | 8 | 2 | - | 1 | - | 8 | - | - | - |
| 221-227: Humanities. | 8 | 2 | 6 | - | - | - | - | - | - | - | - |
| 311-316: Social and behavioural science. | 4 | 1 | 2 | - | - | 1 | - | - | - | - | - |
| 321-323: Journalism and information. | 3 | - | 2 | - | 1 | - | - | - | - | - | - |
| 341-349: Business and administration | 106 | 21 | 32 | 29 | 6 | 12 | 1 | 3 | - | 1 | 1 |
| 381-383: Law | 8 | - | - | 4 | - | 4 | - | - | - | - | - |
| 421-422: Life sciences | 3 | 1 | 1 | 1 | - | - | - | - | - | - | - |
| 441-446: Physical sciences | 11 | - | 3 | 7 | - | 1 | - | - | - | - | - |
| 461-462: Mathematics and statistics. | 8 | 1 | 3 | 2 | 2 | - | - | - | - | - | - |
| 481-482: Computing | 76 | 3 | 14 | 15 | 6 | 18 | 5 | 8 | 1 | 6 | - |
| 521-529: Engineering and engineering trades. | 200 | 3 | 14 | 49 | 4 | 29 | 7 | 63 | 11 | 20 | - |
| 541-544: Manufacturing and processing. | 27 | 2 | 1 | 1 | - | 10 | 1 | 5 | - | 7 | - |
| 581-583: Architecture and building | 91 | - | 7 | 35 | 2 | 12 | 3 | 23 | - | 9 | - |
| 621-625: Agriculture,forestry & fishery. | 67 | 6 | 8 | 26 | 1 | 13 | 10 | 1 | 1 | 1 | - |
| 641 : Veterinary. | 3 | - | - | 3 | - | - | - | - | - | - | - |
| 721-728: Health. | 69 | 1 | 1 | 62 | - | 4 | - | 1 | - | - | - |
| 761-763: Social services | 9 | 2 | 1 | 5 | - | - | 1 | - | - | - | - |
| 811-816: Personal services | 58 | 8 | 1 | 10 | 3 | 24 | 5 | 2 | 1 | 4 | - |
| 840 : Transport services. | 9 | - | 2 | 2 | - | 1 | 1 | 1 | 2 | - | - |
| 851-854: Environmental protection. | 3 | - | - | 2 | - | 1 | - | - | - | - | - |
| 861-862: Security services | 25 | 1 | 1 | 1 | - | 22 | - | - | - | - | - |
| 999 : Fields of education not known or unspecified | 3 | - | 1 | 1 | - | 1 | - | - | - | - | - |

Table CA19a - Currently employed population 16 years of age and over by sex, broad field of highest vocational or technical qualification and major occupational group

| Country, Island, Broad field of Vocational or Technical Qualification and Sex | Total | Major occupational group | | | | | | | | | |
|--|-------|--------------------------|--------------------|--|--------------------------------|---------------------------------|---|---|---|---------------------------|---------------|
| | | Managers | Profession- als | Technicians & associate profession- als | Clerical support workers | Service and Sales workers | Skilled agricultural forestry and fishery workers | Craft and related trades workers | Plant and machine operators & assemblers | Elementary occupations | Not stated |
| Island of Rodrigues | | | | | | | | | | | |
| Female | 5,891 | 166 | 504 | 351 | 379 | 1,190 | 1,904 | 422 | 49 | 918 | 8 |
| No training. | 5,220 | 134 | 260 | 210 | 289 | 1,087 | 1,885 | 403 | 46 | 898 | 8 |
| With training. | 671 | 32 | 244 | 141 | 90 | 103 | 19 | 19 | 3 | 20 | - |
| 010 : Basic programmes. | - | - | - | - | - | - | - | - | - | - | - |
| 080 : Literacy and numeracy | - | - | - | - | - | - | - | - | - | - | - |
| 090 : Personal development. | 1 | - | - | 1 | - | - | - | - | - | - | - |
| 141-149: Teacher training & education science. | 164 | 5 | 153 | - | - | 3 | - | 1 | 1 | 1 | - |
| 211-217: Arts. | 4 | - | 1 | - | - | - | 1 | 2 | - | - | - |
| 221-227: Humanities. | 14 | 1 | 10 | - | 2 | - | - | 1 | - | - | - |
| 311-316: Social and behavioural science. | 2 | - | - | 1 | 1 | - | - | - | - | - | - |
| 321-323: Journalism and information. | 9 | 2 | 4 | 1 | 1 | 1 | - | - | - | - | - |
| 341-349: Business and administration | 125 | 6 | 34 | 37 | 32 | 11 | 1 | - | 1 | 3 | - |
| 381-383: Law | 2 | - | 1 | 1 | - | - | - | - | - | - | - |
| 421-422: Life sciences | 1 | - | 1 | - | - | - | - | - | - | - | - |
| 441-446: Physical sciences | - | - | - | - | - | - | - | - | - | - | - |
| 461-462: Mathematics and statistics. | 6 | - | 3 | 1 | 1 | 1 | - | - | - | - | - |
| 481-482: Computing | 143 | 3 | 24 | 19 | 49 | 32 | 7 | 5 | - | 4 | - |
| 521-529: Engineering and engineering trades. | 6 | - | - | - | 2 | 3 | 1 | - | - | - | - |
| 541-544: Manufacturing and processing. | 20 | - | 3 | 1 | - | 9 | 2 | 4 | - | 1 | - |
| 581-583: Architecture and building | 1 | - | 1 | - | - | - | - | - | - | - | - |
| 621-625: Agriculture,forestry & fishery. | 17 | 1 | - | 2 | - | 6 | 2 | 4 | - | 2 | - |
| 641 : Veterinary. | 1 | - | 1 | - | - | - | - | - | - | - | - |
| 721-728: Health. | 78 | 3 | 2 | 71 | - | 2 | - | - | - | - | - |
| 761-763: Social services | 7 | 1 | 1 | 3 | - | 1 | - | 1 | - | - | - |
| 811-816: Personal services | 66 | 9 | 4 | 2 | 2 | 34 | 4 | 1 | 1 | 9 | - |
| 840 : Transport services. | - | - | - | - | - | - | - | - | - | - | - |
| 851-854: Environmental protection. | 1 | - | 1 | - | - | - | - | - | - | - | - |
| 861-862: Security services | - | - | - | - | - | - | - | - | - | - | - |
| 999 : Fields of education not known or. unspecified | 3 | 1 | - | 1 | - | - | 1 | - | - | - | - |

Table CA19b - Currently employed population 16 years of age and over by sex, broad field of highest post-secondary degree and major occupational group

| Country, Island, Broad field of post-secondary degree and Sex | Total | Major occupational group | | | | | | | | | |
|---|---------|--------------------------|--------------------|--|--------------------------------|---------------------------------|---|---|---|---------------------------|---------------|
| | | Managers | Profession- als | Technicians & associate profession- als | Clerical support workers | Service and Sales workers | Skilled agricultural forestry and fishery workers | Craft and related trades workers | Plant and machine operators & assemblers | Elementary occupations | Not stated |
| Republic of Mauritius | | | | | | | | | | | |
| Both sexes | 522,198 | 29,284 | 44,930 | 48,213 | 43,815 | 96,982 | 21,038 | 91,710 | 61,363 | 83,599 | 1,264 |
| With no post secondary degree. | 483,036 | 21,080 | 24,263 | 42,017 | 41,174 | 96,020 | 20,972 | 91,492 | 61,272 | 83,508 | 1,238 |
| With a post-secondary degree | 39,162 | 8,204 | 20,667 | 6,196 | 2,641 | 962 | 66 | 218 | 91 | 91 | 26 |
| 010 :Basic programmes | - | - | - | - | - | - | - | - | - | - | - |
| 080 :Literacy and numeracy. | 1 | 1 | - | - | - | - | - | - | - | - | - |
| 090 :Personal development | 58 | 10 | 29 | 15 | 4 | - | - | - | - | - | - |
| 141-149:Teacher training and education science | 1,612 | 174 | 1,394 | 24 | 11 | 5 | - | 3 | 1 | - | - |
| 211-217:Arts | 1,007 | 119 | 738 | 87 | 21 | 23 | 3 | 11 | 3 | 2 | - |
| 221-227:Humanities | 3,532 | 262 | 2,759 | 226 | 160 | 73 | 9 | 10 | 16 | 15 | 2 |
| 311-316:Social & behavioural science | 2,319 | 610 | 1,021 | 414 | 185 | 57 | 6 | 9 | 9 | 6 | 2 |
| 321-323:Journalism and information . | 350 | 66 | 177 | 44 | 56 | 7 | - | - | - | - | - |
| 341-349:Business and administration. | 12,653 | 3,979 | 4,313 | 2,462 | 1,532 | 260 | 15 | 32 | 18 | 30 | 12 |
| 381-383:Law. | 1,309 | 213 | 740 | 232 | 70 | 44 | - | 3 | 4 | 1 | 2 |
| 421-422:Life sciences. | 828 | 137 | 480 | 151 | 17 | 15 | 8 | 10 | 4 | 5 | 1 |
| 441-446:Physical sciences. | 1,054 | 157 | 667 | 171 | 27 | 16 | 6 | 6 | 1 | 3 | - |
| 461-462:Mathematics & statistics . . | 1,205 | 160 | 819 | 132 | 65 | 17 | - | 5 | 5 | 2 | - |
| 481-482:Computing. | 4,139 | 693 | 2,474 | 638 | 246 | 63 | 1 | 8 | 5 | 7 | 4 |
| 521-529:Engineering & engineering. . . trades | 2,577 | 646 | 1,365 | 378 | 44 | 56 | 3 | 70 | 7 | 6 | 2 |
| 541-544:Manufacturing & processing . | 351 | 72 | 187 | 49 | 14 | 8 | - | 17 | 2 | 2 | - |
| 581-583:Architecture & building. . . | 1,068 | 221 | 684 | 113 | 20 | 8 | 1 | 15 | 4 | 1 | 1 |
| 621-625:Agriculture,forestry and . . . fishery | 597 | 126 | 214 | 188 | 30 | 17 | 11 | 4 | 3 | 4 | - |
| 641 :Veterinary | 48 | 5 | 43 | - | - | - | - | - | - | - | - |
| 721-728:Health | 2,711 | 183 | 2,153 | 339 | 13 | 18 | 2 | 2 | 1 | - | - |
| 761-763:Social services. | 249 | 27 | 63 | 139 | 8 | 8 | - | 1 | 3 | - | - |
| 811-816:Personal services. | 784 | 251 | 254 | 113 | 92 | 61 | 1 | 5 | 4 | 3 | - |
| 840 :Transport services | 142 | 42 | 17 | 61 | 11 | 8 | - | 3 | - | - | - |
| 851-854:Environmental protection . . | 201 | 18 | 53 | 113 | 7 | 7 | - | 1 | 1 | 1 | - |
| 861-862:Security services. | 315 | 15 | 11 | 96 | 3 | 188 | - | 1 | - | 1 | - |
| 999 :Fields of education not. known or unspecified | 52 | 17 | 12 | 11 | 5 | 3 | - | 2 | - | 2 | - |

Table CA19b - Currently employed population 16 years of age and over by sex, broad field of highest post-secondary degree and major occupational group

| Country, Island, Broad field of post-secondary degree and Sex | Total | Major occupational group | | | | | | | | | |
|---|---------|--------------------------|--------------------|--|--------------------------------|---------------------------------|---|---|---|---------------------------|---------------|
| | | Managers | Profession- als | Technicians & associate profession- als | Clerical support workers | Service and Sales workers | Skilled agricultural forestry and fishery workers | Craft and related trades workers | Plant and machine operators & assemblers | Elementary occupations | Not stated |
| Republic of Mauritius | | | | | | | | | | | |
| Male | 337,070 | 20,948 | 22,245 | 29,839 | 17,324 | 59,335 | 16,810 | 82,789 | 42,946 | 43,921 | 913 |
| With no post secondary degree. | 313,739 | 14,990 | 10,723 | 26,118 | 16,256 | 58,664 | 16,753 | 82,620 | 42,868 | 43,849 | 898 |
| With a post-secondary degree | 23,331 | 5,958 | 11,522 | 3,721 | 1,068 | 671 | 57 | 169 | 78 | 72 | 15 |
| 010 :Basic programmes | - | - | - | - | - | - | - | - | - | - | - |
| 080 :Literacy and numeracy. | 1 | 1 | - | - | - | - | - | - | - | - | - |
| 090 :Personal development | 16 | 4 | 9 | 2 | 1 | - | - | - | - | - | - |
| 141-149:Teacher training and | 775 | 105 | 643 | 17 | 4 | 3 | - | 2 | 1 | - | - |
| education science | | | | | | | | | | | |
| 211-217:Arts | 530 | 78 | 357 | 59 | 6 | 15 | 3 | 9 | 1 | 2 | - |
| 221-227:Humanities | 1,112 | 141 | 769 | 97 | 35 | 36 | 6 | 6 | 14 | 8 | - |
| 311-316:Social & behavioural science | 1,207 | 423 | 459 | 202 | 65 | 31 | 6 | 6 | 8 | 6 | 1 |
| 321-323:Journalism and information . | 150 | 31 | 81 | 18 | 17 | 3 | - | - | - | - | - |
| 341-349:Business and administration. | 7,489 | 2,803 | 2,418 | 1,371 | 639 | 175 | 14 | 24 | 16 | 24 | 5 |
| 381-383:Law. | 757 | 128 | 434 | 118 | 35 | 33 | - | 3 | 4 | 1 | 1 |
| 421-422:Life sciences. | 439 | 99 | 224 | 81 | 7 | 9 | 6 | 5 | 3 | 4 | 1 |
| 441-446:Physical sciences. | 689 | 126 | 417 | 110 | 12 | 11 | 6 | 3 | 1 | 3 | - |
| 461-462:Mathematics & statistics . . | 723 | 121 | 463 | 83 | 32 | 14 | - | 4 | 4 | 2 | - |
| 481-482:Computing. | 2,766 | 551 | 1,602 | 445 | 96 | 50 | 1 | 5 | 5 | 7 | 4 |
| 521-529:Engineering & engineering. . | 2,216 | 577 | 1,151 | 326 | 28 | 51 | 3 | 65 | 7 | 6 | 2 |
| trades | | | | | | | | | | | |
| 541-544:Manufacturing & processing . | 146 | 51 | 56 | 21 | 4 | 6 | - | 6 | - | 2 | - |
| 581-583:Architecture & building. . . | 966 | 210 | 611 | 105 | 12 | 7 | 1 | 14 | 4 | 1 | 1 |
| 621-625:Agriculture,forestry and . . | 393 | 110 | 134 | 110 | 8 | 14 | 9 | 4 | 2 | 2 | - |
| fishery | | | | | | | | | | | |
| 641 :Veterinary | 35 | 4 | 31 | - | - | - | - | - | - | - | - |
| 721-728:Health | 1,803 | 133 | 1,460 | 191 | 10 | 6 | 1 | 2 | - | - | - |
| 761-763:Social services. | 124 | 14 | 25 | 74 | 1 | 6 | - | 1 | 3 | - | - |
| 811-816:Personal services. | 425 | 171 | 116 | 66 | 35 | 27 | 1 | 4 | 4 | 1 | - |
| 840 :Transport services | 133 | 39 | 16 | 58 | 11 | 7 | - | 2 | - | - | - |
| 851-854:Environmental protection . . | 124 | 10 | 32 | 67 | 6 | 6 | - | 1 | 1 | 1 | - |
| 861-862:Security services. | 279 | 15 | 10 | 92 | 2 | 158 | - | 1 | - | 1 | - |
| 999 :Fields of education not. | 33 | 13 | 4 | 8 | 2 | 3 | - | 2 | - | 1 | - |
| known or unspecified | | | | | | | | | | | |

Table CA19b - Currently employed population 16 years of age and over by sex, broad field of highest post-secondary degree and major occupational group

| Country, Island, Broad field of post-secondary degree and Sex | Total | Major occupational group | | | | | | | | | | |
|---|---------|--------------------------|--------------------|--|--------------------------------|---------------------------------|---|---|---|---------------------------|---------------|--|
| | | Managers | Profession- als | Technicians & associate profession- als | Clerical support workers | Service and Sales workers | Skilled agricultural forestry and fishery workers | Craft and related trades workers | Plant and machine operators & assemblers | Elementary occupations | Not stated | |
| Republic of Mauritius | | | | | | | | | | | | |
| Female | 185,128 | 8,336 | 22,685 | 18,374 | 26,491 | 37,647 | 4,228 | 8,921 | 18,417 | 39,678 | 351 | |
| With no post secondary degree. | 169,297 | 6,090 | 13,540 | 15,899 | 24,918 | 37,356 | 4,219 | 8,872 | 18,404 | 39,659 | 340 | |
| With a post-secondary degree | 15,831 | 2,246 | 9,145 | 2,475 | 1,573 | 291 | 9 | 49 | 13 | 19 | 11 | |
| 010 :Basic programmes | - | - | - | - | - | - | - | - | - | - | - | |
| 080 :Literacy and numeracy. | - | - | - | - | - | - | - | - | - | - | - | |
| 090 :Personal development | 42 | 6 | 20 | 13 | 3 | - | - | - | - | - | - | |
| 141-149:Teacher training and education science | 837 | 69 | 751 | 7 | 7 | 2 | - | 1 | - | - | - | |
| 211-217:Arts | 477 | 41 | 381 | 28 | 15 | 8 | - | 2 | 2 | - | - | |
| 221-227:Humanities | 2,420 | 121 | 1,990 | 129 | 125 | 37 | 3 | 4 | 2 | 7 | 2 | |
| 311-316:Social & behavioural science | 1,112 | 187 | 562 | 212 | 120 | 26 | - | 3 | 1 | - | 1 | |
| 321-323:Journalism and information . | 200 | 35 | 96 | 26 | 39 | 4 | - | - | - | - | - | |
| 341-349:Business and administration. | 5,164 | 1,176 | 1,895 | 1,091 | 893 | 85 | 1 | 8 | 2 | 6 | 7 | |
| 381-383:Law. | 552 | 85 | 306 | 114 | 35 | 11 | - | - | - | - | 1 | |
| 421-422:Life sciences. | 389 | 38 | 256 | 70 | 10 | 6 | 2 | 5 | 1 | 1 | - | |
| 441-446:Physical sciences. | 365 | 31 | 250 | 61 | 15 | 5 | - | 3 | - | - | - | |
| 461-462:Mathematics & statistics . . | 482 | 39 | 356 | 49 | 33 | 3 | - | 1 | 1 | - | - | |
| 481-482:Computing. | 1,373 | 142 | 872 | 193 | 150 | 13 | - | 3 | - | - | - | |
| 521-529:Engineering & engineering. . . trades | 361 | 69 | 214 | 52 | 16 | 5 | - | 5 | - | - | - | |
| 541-544:Manufacturing & processing . | 205 | 21 | 131 | 28 | 10 | 2 | - | 11 | 2 | - | - | |
| 581-583:Architecture & building. . . | 102 | 11 | 73 | 8 | 8 | 1 | - | 1 | - | - | - | |
| 621-625:Agriculture,forestry and . . . fishery | 204 | 16 | 80 | 78 | 22 | 3 | 2 | - | 1 | 2 | - | |
| 641 :Veterinary | 13 | 1 | 12 | - | - | - | - | - | - | - | - | |
| 721-728:Health | 908 | 50 | 693 | 148 | 3 | 12 | 1 | - | 1 | - | - | |
| 761-763:Social services. | 125 | 13 | 38 | 65 | 7 | 2 | - | - | - | - | - | |
| 811-816:Personal services. | 359 | 80 | 138 | 47 | 57 | 34 | - | 1 | - | 2 | - | |
| 840 :Transport services | 9 | 3 | 1 | 3 | - | 1 | - | 1 | - | - | - | |
| 851-854:Environmental protection . . | 77 | 8 | 21 | 46 | 1 | 1 | - | - | - | - | - | |
| 861-862:Security services. | 36 | - | 1 | 4 | 1 | 30 | - | - | - | - | - | |
| 999 :Fields of education not. known or unspecified | 19 | 4 | 8 | 3 | 3 | - | - | - | - | 1 | - | |

Table CA19b - Currently employed population 16 years of age and over by sex, broad field of highest post-secondary degree and major occupational group

| Country, Island, Broad field of post-secondary degree and Sex | Total | Major occupational group | | | | | | | | | |
|---|---------|--------------------------|--------------------|--|--------------------------------|---------------------------------|---|---|---|---------------------------|---------------|
| | | Managers | Profession- als | Technicians & associate profession- als | Clerical support workers | Service and Sales workers | Skilled agricultural forestry and fishery workers | Craft and related trades workers | Plant and machine operators & assemblers | Elementary occupations | Not stated |
| Island of Mauritius | | | | | | | | | | | |
| Both sexes | 506,783 | 28,854 | 44,022 | 47,216 | 43,210 | 94,112 | 16,630 | 89,501 | 60,728 | 81,266 | 1,244 |
| With no post secondary degree. | 467,985 | 20,699 | 23,589 | 41,068 | 40,585 | 93,163 | 16,566 | 89,284 | 60,637 | 81,176 | 1,218 |
| With a post-secondary degree | 38,798 | 8,155 | 20,433 | 6,148 | 2,625 | 949 | 64 | 217 | 91 | 90 | 26 |
| 010 :Basic programmes | - | - | - | - | - | - | - | - | - | - | - |
| 080 :Literacy and numeracy. | 1 | 1 | - | - | - | - | - | - | - | - | - |
| 090 :Personal development | 58 | 10 | 29 | 15 | 4 | - | - | - | - | - | - |
| 141-149:Teacher training and | 1,581 | 166 | 1,371 | 24 | 11 | 5 | - | 3 | 1 | - | - |
| education science | | | | | | | | | | | |
| 211-217:Arts | 999 | 119 | 730 | 87 | 21 | 23 | 3 | 11 | 3 | 2 | - |
| 221-227:Humanities | 3,489 | 260 | 2,721 | 224 | 159 | 73 | 9 | 10 | 16 | 15 | 2 |
| 311-316:Social & behavioural science | 2,298 | 606 | 1,006 | 413 | 184 | 57 | 6 | 9 | 9 | 6 | 2 |
| 321-323:Journalism and information . | 346 | 65 | 177 | 44 | 54 | 6 | - | - | - | - | - |
| 341-349:Business and administration. | 12,549 | 3,960 | 4,269 | 2,438 | 1,522 | 254 | 14 | 32 | 18 | 30 | 12 |
| 381-383:Law. | 1,301 | 211 | 739 | 229 | 70 | 42 | - | 3 | 4 | 1 | 2 |
| 421-422:Life sciences. | 816 | 137 | 470 | 149 | 17 | 15 | 8 | 10 | 4 | 5 | 1 |
| 441-446:Physical sciences. | 1,038 | 154 | 654 | 171 | 27 | 16 | 6 | 6 | 1 | 3 | - |
| 461-462:Mathematics & statistics . . | 1,193 | 159 | 808 | 132 | 65 | 17 | - | 5 | 5 | 2 | - |
| 481-482:Computing. | 4,123 | 691 | 2,464 | 635 | 245 | 63 | 1 | 8 | 5 | 7 | 4 |
| 521-529:Engineering & engineering. . | 2,563 | 644 | 1,355 | 376 | 44 | 56 | 3 | 70 | 7 | 6 | 2 |
| trades | | | | | | | | | | | |
| 541-544:Manufacturing & processing . | 346 | 72 | 183 | 49 | 14 | 8 | - | 17 | 2 | 1 | - |
| 581-583:Architecture & building. . . | 1,054 | 218 | 676 | 110 | 20 | 8 | 1 | 15 | 4 | 1 | 1 |
| 621-625:Agriculture,forestry and . . | 586 | 125 | 206 | 186 | 30 | 17 | 11 | 4 | 3 | 4 | - |
| fishery | | | | | | | | | | | |
| 641 :Veterinary | 45 | 5 | 40 | - | - | - | - | - | - | - | - |
| 721-728:Health | 2,685 | 182 | 2,131 | 337 | 13 | 17 | 2 | 2 | 1 | - | - |
| 761-763:Social services. | 245 | 27 | 61 | 137 | 8 | 8 | - | 1 | 3 | - | - |
| 811-816:Personal services. | 778 | 251 | 251 | 112 | 92 | 60 | - | 5 | 4 | 3 | - |
| 840 :Transport services | 142 | 42 | 17 | 61 | 11 | 8 | - | 3 | - | - | - |
| 851-854:Environmental protection . . | 200 | 18 | 53 | 113 | 6 | 7 | - | 1 | 1 | 1 | - |
| 861-862:Security services. | 311 | 15 | 10 | 96 | 3 | 186 | - | - | - | 1 | - |
| 999 :Fields of education not. | 51 | 17 | 12 | 10 | 5 | 3 | - | 2 | - | 2 | - |
| known or unspecified | | | | | | | | | | | |

Table CA19b - Currently employed population 16 years of age and over by sex, broad field of highest post-secondary degree and major occupational group

| Country, Island, Broad field of post-secondary degree and Sex | Total | Major occupational group | | | | | | | | | |
|---|---------|--------------------------|--------------------|--|--------------------------------|---------------------------------|---|---|---|---------------------------|---------------|
| | | Managers | Profession- als | Technicians & associate profession- als | Clerical support workers | Service and Sales workers | Skilled agricultural forestry and fishery workers | Craft and related trades workers | Plant and machine operators & assemblers | Elementary occupations | Not stated |
| Island of Mauritius | | | | | | | | | | | |
| Male | 327,546 | 20,684 | 21,841 | 29,193 | 17,098 | 57,655 | 14,306 | 81,002 | 42,360 | 42,506 | 901 |
| With no post secondary degree. | 304,433 | 14,767 | 10,445 | 25,503 | 16,035 | 56,995 | 14,251 | 80,834 | 42,282 | 42,435 | 886 |
| With a post-secondary degree | 23,113 | 5,917 | 11,396 | 3,690 | 1,063 | 660 | 55 | 168 | 78 | 71 | 15 |
| 010 :Basic programmes | - | - | - | - | - | - | - | - | - | - | - |
| 080 :Literacy and numeracy. | 1 | 1 | - | - | - | - | - | - | - | - | - |
| 090 :Personal development | 16 | 4 | 9 | 2 | 1 | - | - | - | - | - | - |
| 141-149:Teacher training and education science | 754 | 98 | 629 | 17 | 4 | 3 | - | 2 | 1 | - | - |
| 211-217:Arts | 525 | 78 | 352 | 59 | 6 | 15 | 3 | 9 | 1 | 2 | - |
| 221-227:Humanities | 1,101 | 140 | 760 | 96 | 35 | 36 | 6 | 6 | 14 | 8 | - |
| 311-316:Social & behavioural science | 1,198 | 420 | 454 | 201 | 65 | 31 | 6 | 6 | 8 | 6 | 1 |
| 321-323:Journalism and information . | 149 | 31 | 81 | 18 | 17 | 2 | - | - | - | - | - |
| 341-349:Business and administration. | 7,434 | 2,788 | 2,399 | 1,359 | 636 | 170 | 13 | 24 | 16 | 24 | 5 |
| 381-383:Law. | 750 | 126 | 434 | 115 | 35 | 31 | - | 3 | 4 | 1 | 1 |
| 421-422:Life sciences. | 433 | 99 | 220 | 79 | 7 | 9 | 6 | 5 | 3 | 4 | 1 |
| 441-446:Physical sciences. | 675 | 123 | 406 | 110 | 12 | 11 | 6 | 3 | 1 | 3 | - |
| 461-462:Mathematics & statistics . . | 717 | 120 | 458 | 83 | 32 | 14 | - | 4 | 4 | 2 | - |
| 481-482:Computing. | 2,752 | 549 | 1,594 | 442 | 95 | 50 | 1 | 5 | 5 | 7 | 4 |
| 521-529:Engineering & engineering. . . trades | 2,203 | 575 | 1,142 | 324 | 28 | 51 | 3 | 65 | 7 | 6 | 2 |
| 541-544:Manufacturing & processing . | 143 | 51 | 54 | 21 | 4 | 6 | - | 6 | - | 1 | - |
| 581-583:Architecture & building. . . | 954 | 207 | 605 | 102 | 12 | 7 | 1 | 14 | 4 | 1 | 1 |
| 621-625:Agriculture,forestry and . . . fishery | 383 | 109 | 127 | 108 | 8 | 14 | 9 | 4 | 2 | 2 | - |
| 641 :Veterinary | 33 | 4 | 29 | - | - | - | - | - | - | - | - |
| 721-728:Health | 1,784 | 132 | 1,442 | 191 | 10 | 6 | 1 | 2 | - | - | - |
| 761-763:Social services. | 123 | 14 | 24 | 74 | 1 | 6 | - | 1 | 3 | - | - |
| 811-816:Personal services. | 422 | 171 | 116 | 65 | 35 | 26 | - | 4 | 4 | 1 | - |
| 840 :Transport services | 133 | 39 | 16 | 58 | 11 | 7 | - | 2 | - | - | - |
| 851-854:Environmental protection . . | 123 | 10 | 32 | 67 | 5 | 6 | - | 1 | 1 | 1 | - |
| 861-862:Security services. | 275 | 15 | 9 | 92 | 2 | 156 | - | - | - | 1 | - |
| 999 :Fields of education not. known or unspecified | 32 | 13 | 4 | 7 | 2 | 3 | - | 2 | - | 1 | - |

Table CA19b - Currently employed population 16 years of age and over by sex, broad field of highest post-secondary degree and major occupational group

| Country, Island, Broad field of post-secondary degree and Sex | Total | Major occupational group | | | | | | | | | | |
|---|---------|--------------------------|---------------------|--|--------------------------------|---------------------------------|---|---|---|---------------------------|---------------|--|
| | | Managers | Profession- nals | Technicians & associate profession- als | Clerical support workers | Service and Sales workers | Skilled agricultural forestry and fishery workers | Craft and related trades workers | Plant and machine operators & assemblers | Elementary occupations | Not stated | |
| Island of Mauritius | | | | | | | | | | | | |
| Female | 179,237 | 8,170 | 22,181 | 18,023 | 26,112 | 36,457 | 2,324 | 8,499 | 18,368 | 38,760 | 343 | |
| With no post secondary degree. | 163,552 | 5,932 | 13,144 | 15,565 | 24,550 | 36,168 | 2,315 | 8,450 | 18,355 | 38,741 | 332 | |
| With a post-secondary degree | 15,685 | 2,238 | 9,037 | 2,458 | 1,562 | 289 | 9 | 49 | 13 | 19 | 11 | |
| 010 :Basic programmes | - | - | - | - | - | - | - | - | - | - | - | |
| 080 :Literacy and numeracy. | - | - | - | - | - | - | - | - | - | - | - | |
| 090 :Personal development | 42 | 6 | 20 | 13 | 3 | - | - | - | - | - | - | |
| 141-149:Teacher training and education science | 827 | 68 | 742 | 7 | 7 | 2 | - | 1 | - | - | - | |
| 211-217:Arts | 474 | 41 | 378 | 28 | 15 | 8 | - | 2 | 2 | - | - | |
| 221-227:Humanities | 2,388 | 120 | 1,961 | 128 | 124 | 37 | 3 | 4 | 2 | 7 | 2 | |
| 311-316:Social & behavioural science | 1,100 | 186 | 552 | 212 | 119 | 26 | - | 3 | 1 | - | 1 | |
| 321-323:Journalism and information . | 197 | 34 | 96 | 26 | 37 | 4 | - | - | - | - | - | |
| 341-349:Business and administration. | 5,115 | 1,172 | 1,870 | 1,079 | 886 | 84 | 1 | 8 | 2 | 6 | 7 | |
| 381-383:Law. | 551 | 85 | 305 | 114 | 35 | 11 | - | - | - | - | 1 | |
| 421-422:Life sciences. | 383 | 38 | 250 | 70 | 10 | 6 | 2 | 5 | 1 | 1 | - | |
| 441-446:Physical sciences. | 363 | 31 | 248 | 61 | 15 | 5 | - | 3 | - | - | - | |
| 461-462:Mathematics & statistics . . | 476 | 39 | 350 | 49 | 33 | 3 | - | 1 | 1 | - | - | |
| 481-482:Computing. | 1,371 | 142 | 870 | 193 | 150 | 13 | - | 3 | - | - | - | |
| 521-529:Engineering & engineering. . . trades | 360 | 69 | 213 | 52 | 16 | 5 | - | 5 | - | - | - | |
| 541-544:Manufacturing & processing . | 203 | 21 | 129 | 28 | 10 | 2 | - | 11 | 2 | - | - | |
| 581-583:Architecture & building. . . | 100 | 11 | 71 | 8 | 8 | 1 | - | 1 | - | - | - | |
| 621-625:Agriculture,forestry and . . . fishery | 203 | 16 | 79 | 78 | 22 | 3 | 2 | - | 1 | 2 | - | |
| 641 :Veterinary | 12 | 1 | 11 | - | - | - | - | - | - | - | - | |
| 721-728:Health | 901 | 50 | 689 | 146 | 3 | 11 | 1 | - | 1 | - | - | |
| 761-763:Social services. | 122 | 13 | 37 | 63 | 7 | 2 | - | - | - | - | - | |
| 811-816:Personal services. | 356 | 80 | 135 | 47 | 57 | 34 | - | 1 | - | 2 | - | |
| 840 :Transport services | 9 | 3 | 1 | 3 | - | 1 | - | 1 | - | - | - | |
| 851-854:Environmental protection . . | 77 | 8 | 21 | 46 | 1 | 1 | - | - | - | - | - | |
| 861-862:Security services. | 36 | - | 1 | 4 | 1 | 30 | - | - | - | - | - | |
| 999 :Fields of education not. known or unspecified | 19 | 4 | 8 | 3 | 3 | - | - | - | - | 1 | - | |

Table CA19b - Currently employed population 16 years of age and over by sex, broad field of highest post-secondary degree and major occupational group

| Country, Island, Broad field of post-secondary degree and Sex | Total | Major occupational group | | | | | | | | | |
|---|--------|--------------------------|--------------------|--|--------------------------------|---------------------------------|---|---|---|---------------------------|---------------|
| | | Managers | Profession- als | Technicians & associate profession- als | Clerical support workers | Service and Sales workers | Skilled agricultural forestry and fishery workers | Craft and related trades workers | Plant and machine operators & assemblers | Elementary occupations | Not stated |
| Island of Rodrigues | | | | | | | | | | | |
| Both sexes | 15,415 | 430 | 908 | 997 | 605 | 2,870 | 4,408 | 2,209 | 635 | 2,333 | 20 |
| With no post secondary degree. | 15,051 | 381 | 674 | 949 | 589 | 2,857 | 4,406 | 2,208 | 635 | 2,332 | 20 |
| With a post-secondary degree | 364 | 49 | 234 | 48 | 16 | 13 | 2 | 1 | - | 1 | - |
| 010 :Basic programmes | - | - | - | - | - | - | - | - | - | - | - |
| 080 :Literacy and numeracy. | - | - | - | - | - | - | - | - | - | - | - |
| 090 :Personal development | - | - | - | - | - | - | - | - | - | - | - |
| 141-149:Teacher training and | 31 | 8 | 23 | - | - | - | - | - | - | - | - |
| education science | | | | | | | | | | | |
| 211-217:Arts | 8 | - | 8 | - | - | - | - | - | - | - | - |
| 221-227:Humanities | 43 | 2 | 38 | 2 | 1 | - | - | - | - | - | - |
| 311-316:Social & behavioural science | 21 | 4 | 15 | 1 | 1 | - | - | - | - | - | - |
| 321-323:Journalism and information . | 4 | 1 | - | - | 2 | 1 | - | - | - | - | - |
| 341-349:Business and administration. | 104 | 19 | 44 | 24 | 10 | 6 | 1 | - | - | - | - |
| 381-383:Law. | 8 | 2 | 1 | 3 | - | 2 | - | - | - | - | - |
| 421-422:Life sciences. | 12 | - | 10 | 2 | - | - | - | - | - | - | - |
| 441-446:Physical sciences. | 16 | 3 | 13 | - | - | - | - | - | - | - | - |
| 461-462:Mathematics & statistics . . | 12 | 1 | 11 | - | - | - | - | - | - | - | - |
| 481-482:Computing. | 16 | 2 | 10 | 3 | 1 | - | - | - | - | - | - |
| 521-529:Engineering & engineering. . | 14 | 2 | 10 | 2 | - | - | - | - | - | - | - |
| trades | | | | | | | | | | | |
| 541-544:Manufacturing & processing . | 5 | - | 4 | - | - | - | - | - | - | 1 | - |
| 581-583:Architecture & building. . . | 14 | 3 | 8 | 3 | - | - | - | - | - | - | - |
| 621-625:Agriculture,forestry and . . | 11 | 1 | 8 | 2 | - | - | - | - | - | - | - |
| fishery | | | | | | | | | | | |
| 641 :Veterinary | 3 | - | 3 | - | - | - | - | - | - | - | - |
| 721-728:Health | 26 | 1 | 22 | 2 | - | 1 | - | - | - | - | - |
| 761-763:Social services. | 4 | - | 2 | 2 | - | - | - | - | - | - | - |
| 811-816:Personal services. | 6 | - | 3 | 1 | - | 1 | 1 | - | - | - | - |
| 840 :Transport services | - | - | - | - | - | - | - | - | - | - | - |
| 851-854:Environmental protection . . | 1 | - | - | - | 1 | - | - | - | - | - | - |
| 861-862:Security services. | 4 | - | 1 | - | - | 2 | - | 1 | - | - | - |
| 999 :Fields of education not. . . | 1 | - | - | 1 | - | - | - | - | - | - | - |
| known or unspecified | | | | | | | | | | | |

Table CA19b - Currently employed population 16 years of age and over by sex, broad field of highest post-secondary degree and major occupational group

| Country, Island, Broad field of post-secondary degree and Sex | Total | Major occupational group | | | | | | | | | | |
|---|-------|--------------------------|--------------------|--|--------------------------------|---------------------------------|---|---|---|---------------------------|---------------|--|
| | | Managers | Profession- als | Technicians & associate profession- als | Clerical support workers | Service and Sales workers | Skilled agricultural forestry and fishery workers | Craft and related trades workers | Plant and machine operators & assemblers | Elementary occupations | Not stated | |
| Island of Rodrigues | | | | | | | | | | | | |
| Male | 9,524 | 264 | 404 | 646 | 226 | 1,680 | 2,504 | 1,787 | 586 | 1,415 | 12 | |
| With no post secondary degree. | 9,306 | 223 | 278 | 615 | 221 | 1,669 | 2,502 | 1,786 | 586 | 1,414 | 12 | |
| With a post-secondary degree | 218 | 41 | 126 | 31 | 5 | 11 | 2 | 1 | - | 1 | - | |
| 010 :Basic programmes | - | - | - | - | - | - | - | - | - | - | - | |
| 080 :Literacy and numeracy. | - | - | - | - | - | - | - | - | - | - | - | |
| 090 :Personal development | - | - | - | - | - | - | - | - | - | - | - | |
| 141-149:Teacher training and education science | 21 | 7 | 14 | - | - | - | - | - | - | - | - | |
| 211-217:Arts | 5 | - | 5 | - | - | - | - | - | - | - | - | |
| 221-227:Humanities | 11 | 1 | 9 | 1 | - | - | - | - | - | - | - | |
| 311-316:Social & behavioural science | 9 | 3 | 5 | 1 | - | - | - | - | - | - | - | |
| 321-323:Journalism and information . | 1 | - | - | - | - | 1 | - | - | - | - | - | |
| 341-349:Business and administration. | 55 | 15 | 19 | 12 | 3 | 5 | 1 | - | - | - | - | |
| 381-383:Law. | 7 | 2 | - | 3 | - | 2 | - | - | - | - | - | |
| 421-422:Life sciences. | 6 | - | 4 | 2 | - | - | - | - | - | - | - | |
| 441-446:Physical sciences. | 14 | 3 | 11 | - | - | - | - | - | - | - | - | |
| 461-462:Mathematics & statistics . . | 6 | 1 | 5 | - | - | - | - | - | - | - | - | |
| 481-482:Computing. | 14 | 2 | 8 | 3 | 1 | - | - | - | - | - | - | |
| 521-529:Engineering & engineering. . . trades | 13 | 2 | 9 | 2 | - | - | - | - | - | - | - | |
| 541-544:Manufacturing & processing . | 3 | - | 2 | - | - | - | - | - | - | 1 | - | |
| 581-583:Architecture & building. . . | 12 | 3 | 6 | 3 | - | - | - | - | - | - | - | |
| 621-625:Agriculture,forestry and . . . fishery | 10 | 1 | 7 | 2 | - | - | - | - | - | - | - | |
| 641 :Veterinary | 2 | - | 2 | - | - | - | - | - | - | - | - | |
| 721-728:Health | 19 | 1 | 18 | - | - | - | - | - | - | - | - | |
| 761-763:Social services. | 1 | - | 1 | - | - | - | - | - | - | - | - | |
| 811-816:Personal services. | 3 | - | - | 1 | - | 1 | 1 | - | - | - | - | |
| 840 :Transport services | - | - | - | - | - | - | - | - | - | - | - | |
| 851-854:Environmental protection . . | 1 | - | - | - | 1 | - | - | - | - | - | - | |
| 861-862:Security services. | 4 | - | 1 | - | - | 2 | - | 1 | - | - | - | |
| 999 :Fields of education not. known or unspecified | 1 | - | - | 1 | - | - | - | - | - | - | - | |

Table CA19b - Currently employed population 16 years of age and over by sex, broad field of highest post-secondary degree and major occupational group

| Country, Island, Broad field of post-secondary degree and Sex | Total | Major occupational group | | | | | | | | | | |
|---|-------|--------------------------|--------------------|--|--------------------------------|---------------------------------|---|---|---|---------------------------|---------------|--|
| | | Managers | Profession- als | Technicians & associate profession- als | Clerical support workers | Service and Sales workers | Skilled agricultural forestry and fishery workers | Craft and related trades workers | Plant and machine operators & assemblers | Elementary occupations | Not stated | |
| Island of Rodrigues | | | | | | | | | | | | |
| Female | 5,891 | 166 | 504 | 351 | 379 | 1,190 | 1,904 | 422 | 49 | 918 | 8 | |
| With no post secondary degree. | 5,745 | 158 | 396 | 334 | 368 | 1,188 | 1,904 | 422 | 49 | 918 | 8 | |
| With a post-secondary degree | 146 | 8 | 108 | 17 | 11 | 2 | - | - | - | - | - | |
| 010 :Basic programmes | - | - | - | - | - | - | - | - | - | - | - | |
| 080 :Literacy and numeracy. | - | - | - | - | - | - | - | - | - | - | - | |
| 090 :Personal development | - | - | - | - | - | - | - | - | - | - | - | |
| 141-149:Teacher training and | 10 | 1 | 9 | - | - | - | - | - | - | - | - | |
| education science | | | | | | | | | | | | |
| 211-217:Arts | 3 | - | 3 | - | - | - | - | - | - | - | - | |
| 221-227:Humanities | 32 | 1 | 29 | 1 | 1 | - | - | - | - | - | - | |
| 311-316:Social & behavioural science | 12 | 1 | 10 | - | 1 | - | - | - | - | - | - | |
| 321-323:Journalism and information . | 3 | 1 | - | - | 2 | - | - | - | - | - | - | |
| 341-349:Business and administration. | 49 | 4 | 25 | 12 | 7 | 1 | - | - | - | - | - | |
| 381-383:Law. | 1 | - | 1 | - | - | - | - | - | - | - | - | |
| 421-422:Life sciences. | 6 | - | 6 | - | - | - | - | - | - | - | - | |
| 441-446:Physical sciences. | 2 | - | 2 | - | - | - | - | - | - | - | - | |
| 461-462:Mathematics & statistics . . | 6 | - | 6 | - | - | - | - | - | - | - | - | |
| 481-482:Computing. | 2 | - | 2 | - | - | - | - | - | - | - | - | |
| 521-529:Engineering & engineering. . | 1 | - | 1 | - | - | - | - | - | - | - | - | |
| trades | | | | | | | | | | | | |
| 541-544:Manufacturing & processing . | 2 | - | 2 | - | - | - | - | - | - | - | - | |
| 581-583:Architecture & building. . . | 2 | - | 2 | - | - | - | - | - | - | - | - | |
| 621-625:Agriculture,forestry and . . | 1 | - | 1 | - | - | - | - | - | - | - | - | |
| fishery | | | | | | | | | | | | |
| 641 :Veterinary | 1 | - | 1 | - | - | - | - | - | - | - | - | |
| 721-728:Health | 7 | - | 4 | 2 | - | 1 | - | - | - | - | - | |
| 761-763:Social services. | 3 | - | 1 | 2 | - | - | - | - | - | - | - | |
| 811-816:Personal services. | 3 | - | 3 | - | - | - | - | - | - | - | - | |
| 840 :Transport services | - | - | - | - | - | - | - | - | - | - | - | |
| 851-854:Environmental protection . . | - | - | - | - | - | - | - | - | - | - | - | |
| 861-862:Security services. | - | - | - | - | - | - | - | - | - | - | - | |
| 999 :Fields of education not. | - | - | - | - | - | - | - | - | - | - | - | |
| known or unspecified | | | | | | | | | | | | |

Table CA20 - Currently employed population 16 years of age and over by number of hours worked during the reference week, age and sex

| Country, Island, Age (in years) and Sex | Total | Number of hours worked during the week | | | | | | | | | | | | | Average hours worked | |
|---|---------|--|-------|-------|-------|--------|--------|---------|---------|--------|--------|-------|-------|-------|----------------------------|---------------|
| | | 0 | 1-5 | 6-10 | 11-15 | 16-20 | 21-30 | 31-40 | 41-50 | 51-60 | 61-70 | 71-80 | 81-90 | 91+ | | Not stated |
| Republic of Mauritius | | | | | | | | | | | | | | | | |
| Both sexes | | | | | | | | | | | | | | | | |
| Total (16+) | 522,198 | 11,508 | 2,063 | 6,383 | 7,259 | 11,380 | 42,199 | 185,041 | 173,705 | 53,869 | 14,078 | 9,272 | 4,040 | 1,401 | - | 41.9 |
| 16 - 19 | 10,582 | 211 | 46 | 153 | 100 | 252 | 730 | 3,314 | 3,949 | 1,326 | 291 | 143 | 52 | 15 | - | 42.6 |
| 20 - 24 | 49,946 | 953 | 134 | 401 | 364 | 680 | 2,713 | 17,891 | 19,079 | 5,577 | 1,141 | 660 | 246 | 107 | - | 43.0 |
| 25 - 29 | 67,568 | 1,353 | 182 | 458 | 485 | 877 | 4,094 | 24,350 | 25,426 | 7,247 | 1,569 | 1,003 | 391 | 133 | - | 42.8 |
| 30 - 34 | 76,406 | 1,635 | 211 | 719 | 831 | 1,271 | 5,341 | 26,967 | 27,211 | 8,325 | 2,003 | 1,239 | 462 | 191 | - | 42.5 |
| 35 - 39 | 64,990 | 1,232 | 214 | 702 | 825 | 1,245 | 4,997 | 22,769 | 22,305 | 7,200 | 1,818 | 1,095 | 432 | 156 | - | 42.4 |
| 40 - 44 | 65,339 | 1,301 | 224 | 772 | 914 | 1,506 | 5,308 | 22,493 | 22,093 | 6,942 | 1,916 | 1,209 | 516 | 145 | - | 42.2 |
| 45 - 49 | 68,551 | 1,512 | 272 | 951 | 1,110 | 1,656 | 6,046 | 23,335 | 22,146 | 7,045 | 2,144 | 1,485 | 650 | 199 | - | 41.9 |
| 50 - 54 | 55,820 | 1,432 | 226 | 736 | 918 | 1,398 | 5,435 | 20,830 | 16,248 | 5,267 | 1,520 | 1,109 | 517 | 184 | - | 41.1 |
| 55 - 59 | 41,335 | 1,131 | 197 | 598 | 672 | 1,204 | 4,392 | 16,617 | 10,773 | 3,346 | 1,016 | 798 | 438 | 153 | - | 40.2 |
| 60 - 64 | 14,072 | 452 | 179 | 409 | 517 | 713 | 1,944 | 4,712 | 3,108 | 1,050 | 384 | 315 | 218 | 71 | - | 38.1 |
| 65 - 69 | 4,318 | 133 | 84 | 253 | 281 | 313 | 659 | 1,051 | 823 | 337 | 153 | 120 | 80 | 31 | - | 36.3 |
| 70 - 74 | 1,938 | 80 | 54 | 130 | 150 | 132 | 322 | 454 | 326 | 125 | 73 | 56 | 27 | 9 | - | 34.3 |
| 75+ | 1,333 | 83 | 40 | 101 | 92 | 133 | 218 | 258 | 218 | 82 | 50 | 40 | 11 | 7 | - | 32.6 |
| Male | | | | | | | | | | | | | | | | |
| Total (16+) | 337,070 | 7,461 | 811 | 2,842 | 3,096 | 5,722 | 21,883 | 116,084 | 118,388 | 38,002 | 10,728 | 7,638 | 3,288 | 1,127 | - | 43.3 |
| 16 - 19 | 7,095 | 138 | 23 | 98 | 79 | 182 | 521 | 2,203 | 2,599 | 885 | 202 | 112 | 44 | 9 | - | 42.7 |
| 20 - 24 | 29,961 | 503 | 63 | 228 | 211 | 434 | 1,533 | 9,933 | 11,862 | 3,533 | 825 | 558 | 188 | 90 | - | 43.9 |
| 25 - 29 | 40,309 | 717 | 68 | 198 | 215 | 516 | 1,984 | 13,679 | 15,718 | 4,823 | 1,148 | 827 | 299 | 117 | - | 44.1 |
| 30 - 34 | 48,031 | 968 | 66 | 289 | 319 | 619 | 2,613 | 15,860 | 18,411 | 5,793 | 1,542 | 1,036 | 362 | 153 | - | 44.1 |
| 35 - 39 | 41,259 | 838 | 80 | 269 | 318 | 585 | 2,497 | 13,594 | 15,312 | 5,029 | 1,383 | 883 | 339 | 132 | - | 43.9 |
| 40 - 44 | 42,023 | 889 | 60 | 303 | 327 | 709 | 2,674 | 13,965 | 15,225 | 4,890 | 1,458 | 989 | 417 | 117 | - | 43.7 |
| 45 - 49 | 45,649 | 1,075 | 112 | 408 | 428 | 730 | 3,046 | 15,413 | 15,685 | 5,187 | 1,656 | 1,209 | 548 | 152 | - | 43.6 |
| 50 - 54 | 38,331 | 1,010 | 85 | 303 | 372 | 643 | 2,796 | 14,481 | 11,951 | 4,012 | 1,197 | 911 | 425 | 145 | - | 42.7 |
| 55 - 59 | 29,135 | 822 | 82 | 254 | 256 | 561 | 2,331 | 12,141 | 8,145 | 2,586 | 793 | 670 | 377 | 117 | - | 41.8 |
| 60 - 64 | 9,810 | 299 | 75 | 208 | 252 | 371 | 1,087 | 3,496 | 2,378 | 834 | 304 | 263 | 188 | 55 | - | 40.3 |
| 65 - 69 | 3,069 | 91 | 48 | 135 | 168 | 190 | 411 | 784 | 664 | 261 | 121 | 99 | 72 | 25 | - | 38.5 |
| 70 - 74 | 1,379 | 57 | 22 | 83 | 91 | 81 | 218 | 323 | 263 | 107 | 59 | 45 | 22 | 8 | - | 36.4 |
| 75+ | 1,019 | 54 | 27 | 66 | 60 | 101 | 172 | 212 | 175 | 62 | 40 | 36 | 7 | 7 | - | 33.9 |
| Female | | | | | | | | | | | | | | | | |
| Total (16+) | 185,128 | 4,047 | 1,252 | 3,541 | 4,163 | 5,658 | 20,316 | 68,957 | 55,317 | 15,867 | 3,350 | 1,634 | 752 | 274 | - | 39.3 |
| 16 - 19 | 3,487 | 73 | 23 | 55 | 21 | 70 | 209 | 1,111 | 1,350 | 441 | 89 | 31 | 8 | 6 | - | 42.5 |
| 20 - 24 | 19,985 | 450 | 71 | 173 | 153 | 246 | 1,180 | 7,958 | 7,217 | 2,044 | 316 | 102 | 58 | 17 | - | 41.7 |
| 25 - 29 | 27,259 | 636 | 114 | 260 | 270 | 361 | 2,110 | 10,671 | 9,708 | 2,424 | 421 | 176 | 92 | 16 | - | 41.0 |
| 30 - 34 | 28,375 | 667 | 145 | 430 | 512 | 652 | 2,728 | 11,107 | 8,800 | 2,532 | 461 | 203 | 100 | 38 | - | 39.9 |
| 35 - 39 | 23,731 | 394 | 134 | 433 | 507 | 660 | 2,500 | 9,175 | 6,993 | 2,171 | 435 | 212 | 93 | 24 | - | 39.8 |
| 40 - 44 | 23,316 | 412 | 164 | 469 | 587 | 797 | 2,634 | 8,528 | 6,868 | 2,052 | 458 | 220 | 99 | 28 | - | 39.4 |
| 45 - 49 | 22,902 | 437 | 160 | 543 | 682 | 926 | 3,000 | 7,922 | 6,461 | 1,858 | 488 | 276 | 102 | 47 | - | 38.7 |
| 50 - 54 | 17,489 | 422 | 141 | 433 | 546 | 755 | 2,639 | 6,349 | 4,297 | 1,255 | 323 | 198 | 92 | 39 | - | 37.6 |
| 55 - 59 | 12,200 | 309 | 115 | 344 | 416 | 643 | 2,061 | 4,476 | 2,628 | 760 | 223 | 128 | 61 | 36 | - | 36.4 |
| 60 - 64 | 4,262 | 153 | 104 | 201 | 265 | 342 | 857 | 1,216 | 730 | 216 | 80 | 52 | 30 | 16 | - | 33.0 |
| 65 - 69 | 1,249 | 42 | 36 | 118 | 113 | 123 | 248 | 267 | 159 | 76 | 32 | 21 | 8 | 6 | - | 30.8 |
| 70 - 74 | 559 | 23 | 32 | 47 | 59 | 51 | 104 | 131 | 63 | 18 | 14 | 11 | 5 | 1 | - | 29.0 |
| 75+ | 314 | 29 | 13 | 35 | 32 | 32 | 46 | 46 | 43 | 20 | 10 | 4 | 4 | - | - | 28.3 |

Table CA20 - Currently employed population 16 years of age and over by number of hours worked during the reference week, age and sex

| Country, Island, Age (in years) and Sex | Total | Number of hours worked during the week | | | | | | | | | | | | | Average hours worked | |
|---|---------|--|-------|-------|-------|--------|--------|---------|---------|--------|--------|-------|-------|-------|----------------------------|---------------|
| | | 0 | 1-5 | 6-10 | 11-15 | 16-20 | 21-30 | 31-40 | 41-50 | 51-60 | 61-70 | 71-80 | 81-90 | 91+ | | Not stated |
| Island of Mauritius | | | | | | | | | | | | | | | | |
| Both sexes | | | | | | | | | | | | | | | | |
| Total (16+) | 506,783 | 10,792 | 1,753 | 5,527 | 6,420 | 10,580 | 40,022 | 180,047 | 170,839 | 52,823 | 13,704 | 8,993 | 3,928 | 1,355 | - | 42.1 |
| 16 - 19 | 10,231 | 200 | 36 | 125 | 82 | 223 | 670 | 3,236 | 3,874 | 1,296 | 284 | 142 | 48 | 15 | - | 42.9 |
| 20 - 24 | 48,566 | 892 | 98 | 326 | 306 | 615 | 2,547 | 17,452 | 18,782 | 5,461 | 1,114 | 636 | 233 | 104 | - | 43.2 |
| 25 - 29 | 65,465 | 1,261 | 142 | 374 | 396 | 800 | 3,813 | 23,604 | 24,988 | 7,094 | 1,524 | 962 | 379 | 128 | - | 43.1 |
| 30 - 34 | 73,975 | 1,519 | 172 | 608 | 701 | 1,159 | 5,003 | 26,138 | 26,731 | 8,174 | 1,945 | 1,194 | 447 | 184 | - | 42.8 |
| 35 - 39 | 62,970 | 1,144 | 182 | 603 | 711 | 1,154 | 4,712 | 22,073 | 21,926 | 7,056 | 1,772 | 1,072 | 416 | 149 | - | 42.6 |
| 40 - 44 | 63,484 | 1,220 | 195 | 664 | 815 | 1,398 | 5,036 | 21,878 | 21,773 | 6,820 | 1,863 | 1,178 | 505 | 139 | - | 42.4 |
| 45 - 49 | 66,859 | 1,429 | 246 | 847 | 1,014 | 1,549 | 5,776 | 22,853 | 21,835 | 6,934 | 2,097 | 1,444 | 640 | 195 | - | 42.1 |
| 50 - 54 | 54,277 | 1,356 | 203 | 661 | 835 | 1,324 | 5,244 | 20,291 | 15,976 | 5,161 | 1,475 | 1,071 | 500 | 180 | - | 41.2 |
| 55 - 59 | 40,339 | 1,091 | 181 | 544 | 636 | 1,162 | 4,273 | 16,218 | 10,606 | 3,272 | 996 | 780 | 432 | 148 | - | 40.3 |
| 60 - 64 | 13,623 | 425 | 155 | 370 | 473 | 678 | 1,864 | 4,624 | 3,044 | 1,028 | 372 | 308 | 214 | 68 | - | 38.4 |
| 65 - 69 | 4,017 | 115 | 74 | 221 | 243 | 277 | 599 | 1,005 | 789 | 326 | 145 | 116 | 77 | 30 | - | 37.0 |
| 70 - 74 | 1,763 | 67 | 38 | 106 | 135 | 118 | 286 | 427 | 311 | 120 | 68 | 53 | 26 | 8 | - | 35.2 |
| 75+ | 1,214 | 73 | 31 | 78 | 73 | 123 | 199 | 248 | 204 | 81 | 49 | 37 | 11 | 7 | - | 33.6 |
| Male | | | | | | | | | | | | | | | | |
| Total (16+) | 327,546 | 7,047 | 716 | 2,530 | 2,747 | 5,311 | 20,716 | 112,741 | 116,339 | 37,208 | 10,446 | 7,440 | 3,214 | 1,091 | - | 43.5 |
| 16 - 19 | 6,857 | 132 | 18 | 78 | 65 | 163 | 478 | 2,155 | 2,552 | 861 | 195 | 111 | 40 | 9 | - | 43.0 |
| 20 - 24 | 29,112 | 471 | 48 | 188 | 180 | 393 | 1,437 | 9,672 | 11,657 | 3,450 | 804 | 544 | 180 | 88 | - | 44.1 |
| 25 - 29 | 39,042 | 665 | 55 | 168 | 181 | 471 | 1,843 | 13,207 | 15,423 | 4,712 | 1,117 | 796 | 292 | 112 | - | 44.3 |
| 30 - 34 | 46,542 | 902 | 59 | 252 | 265 | 559 | 2,438 | 15,343 | 18,056 | 5,680 | 1,496 | 996 | 349 | 147 | - | 44.2 |
| 35 - 39 | 40,022 | 786 | 68 | 235 | 274 | 541 | 2,341 | 13,153 | 15,036 | 4,920 | 1,344 | 869 | 329 | 126 | - | 44.1 |
| 40 - 44 | 40,917 | 842 | 56 | 271 | 288 | 655 | 2,523 | 13,575 | 14,998 | 4,795 | 1,418 | 971 | 411 | 114 | - | 43.9 |
| 45 - 49 | 44,604 | 1,022 | 102 | 364 | 388 | 677 | 2,911 | 15,069 | 15,469 | 5,108 | 1,625 | 1,178 | 542 | 149 | - | 43.7 |
| 50 - 54 | 37,307 | 963 | 79 | 285 | 342 | 611 | 2,698 | 14,059 | 11,743 | 3,923 | 1,162 | 886 | 415 | 141 | - | 42.8 |
| 55 - 59 | 28,470 | 800 | 80 | 248 | 246 | 553 | 2,279 | 11,810 | 8,008 | 2,525 | 779 | 658 | 371 | 113 | - | 41.8 |
| 60 - 64 | 9,547 | 287 | 70 | 190 | 230 | 351 | 1,041 | 3,433 | 2,336 | 818 | 294 | 257 | 186 | 54 | - | 40.5 |
| 65 - 69 | 2,904 | 80 | 41 | 126 | 154 | 170 | 375 | 757 | 641 | 252 | 116 | 98 | 70 | 24 | - | 39.0 |
| 70 - 74 | 1,274 | 47 | 17 | 70 | 82 | 72 | 195 | 306 | 254 | 103 | 56 | 43 | 22 | 7 | - | 37.2 |
| 75+ | 948 | 50 | 23 | 55 | 52 | 95 | 157 | 202 | 166 | 61 | 40 | 33 | 7 | 7 | - | 34.5 |
| Female | | | | | | | | | | | | | | | | |
| Total (16+) | 179,237 | 3,745 | 1,037 | 2,997 | 3,673 | 5,269 | 19,306 | 67,306 | 54,500 | 15,615 | 3,258 | 1,553 | 714 | 264 | - | 39.6 |
| 16 - 19 | 3,374 | 68 | 18 | 47 | 17 | 60 | 192 | 1,081 | 1,322 | 435 | 89 | 31 | 8 | 6 | - | 42.8 |
| 20 - 24 | 19,454 | 421 | 50 | 138 | 126 | 222 | 1,110 | 7,780 | 7,125 | 2,011 | 310 | 92 | 53 | 16 | - | 41.9 |
| 25 - 29 | 26,423 | 596 | 87 | 206 | 215 | 329 | 1,970 | 10,397 | 9,565 | 2,382 | 407 | 166 | 87 | 16 | - | 41.2 |
| 30 - 34 | 27,433 | 617 | 113 | 356 | 436 | 600 | 2,565 | 10,795 | 8,675 | 2,494 | 449 | 198 | 98 | 37 | - | 40.2 |
| 35 - 39 | 22,948 | 358 | 114 | 368 | 437 | 613 | 2,371 | 8,920 | 6,890 | 2,136 | 428 | 203 | 87 | 23 | - | 40.1 |
| 40 - 44 | 22,567 | 378 | 139 | 393 | 527 | 743 | 2,513 | 8,303 | 6,775 | 2,025 | 445 | 207 | 94 | 25 | - | 39.7 |
| 45 - 49 | 22,255 | 407 | 144 | 483 | 626 | 872 | 2,865 | 7,784 | 6,366 | 1,826 | 472 | 266 | 98 | 46 | - | 38.9 |
| 50 - 54 | 16,970 | 393 | 124 | 376 | 493 | 713 | 2,546 | 6,232 | 4,233 | 1,238 | 313 | 185 | 85 | 39 | - | 37.8 |
| 55 - 59 | 11,869 | 291 | 101 | 296 | 390 | 609 | 1,994 | 4,408 | 2,598 | 747 | 217 | 122 | 61 | 35 | - | 36.7 |
| 60 - 64 | 4,076 | 138 | 85 | 180 | 243 | 327 | 823 | 1,191 | 708 | 210 | 78 | 51 | 28 | 14 | - | 33.4 |
| 65 - 69 | 1,113 | 35 | 33 | 95 | 89 | 107 | 224 | 248 | 148 | 74 | 29 | 18 | 7 | 6 | - | 31.6 |
| 70 - 74 | 489 | 20 | 21 | 36 | 53 | 46 | 91 | 121 | 57 | 17 | 12 | 10 | 4 | 1 | - | 29.8 |
| 75+ | 266 | 23 | 8 | 23 | 21 | 28 | 42 | 46 | 38 | 20 | 9 | 4 | 4 | - | - | 30.6 |

Table CA20 - Currently employed population 16 years of age and over by number of hours worked during the reference week, age and sex

| Country, Island, Age (in years) and Sex | Total | Number of hours worked during the week | | | | | | | | | | | | | Average hours worked | |
|---|--------|--|-----|------|-------|-------|-------|-------|-------|-------|-------|-------|-------|-----|----------------------------|---------------|
| | | 0 | 1-5 | 6-10 | 11-15 | 16-20 | 21-30 | 31-40 | 41-50 | 51-60 | 61-70 | 71-80 | 81-90 | 91+ | | Not stated |
| Island of Rodrigues | | | | | | | | | | | | | | | | |
| Both sexes | | | | | | | | | | | | | | | | |
| Total (16+) | 15,415 | 716 | 310 | 856 | 839 | 800 | 2,177 | 4,994 | 2,866 | 1,046 | 374 | 279 | 112 | 46 | - | 34.7 |
| 16 - 19 | 351 | 11 | 10 | 28 | 18 | 29 | 60 | 78 | 75 | 30 | 7 | 1 | 4 | - | - | 33.3 |
| 20 - 24 | 1,380 | 61 | 36 | 75 | 58 | 65 | 166 | 439 | 297 | 116 | 27 | 24 | 13 | 3 | - | 35.5 |
| 25 - 29 | 2,103 | 92 | 40 | 84 | 89 | 77 | 281 | 746 | 438 | 153 | 45 | 41 | 12 | 5 | - | 36.1 |
| 30 - 34 | 2,431 | 116 | 39 | 111 | 130 | 112 | 338 | 829 | 480 | 151 | 58 | 45 | 15 | 7 | - | 35.2 |
| 35 - 39 | 2,020 | 88 | 32 | 99 | 114 | 91 | 285 | 696 | 379 | 144 | 46 | 23 | 16 | 7 | - | 35.1 |
| 40 - 44 | 1,855 | 81 | 29 | 108 | 99 | 108 | 272 | 615 | 320 | 122 | 53 | 31 | 11 | 6 | - | 34.7 |
| 45 - 49 | 1,692 | 83 | 26 | 104 | 96 | 107 | 270 | 482 | 311 | 111 | 47 | 41 | 10 | 4 | - | 34.4 |
| 50 - 54 | 1,543 | 76 | 23 | 75 | 83 | 74 | 191 | 539 | 272 | 106 | 45 | 38 | 17 | 4 | - | 35.8 |
| 55 - 59 | 996 | 40 | 16 | 54 | 36 | 42 | 119 | 399 | 167 | 74 | 20 | 18 | 6 | 5 | - | 36.1 |
| 60 - 64 | 449 | 27 | 24 | 39 | 44 | 35 | 80 | 88 | 64 | 22 | 12 | 7 | 4 | 3 | - | 29.7 |
| 65 - 69 | 301 | 18 | 10 | 32 | 38 | 36 | 60 | 46 | 34 | 11 | 8 | 4 | 3 | 1 | - | 27.3 |
| 70 - 74 | 175 | 13 | 16 | 24 | 15 | 14 | 36 | 27 | 15 | 5 | 5 | 3 | 1 | 1 | - | 25.2 |
| 75+ | 119 | 10 | 9 | 23 | 19 | 10 | 19 | 10 | 14 | 1 | 1 | 3 | - | - | - | 21.7 |
| Male | | | | | | | | | | | | | | | | |
| Total (16+) | 9,524 | 414 | 95 | 312 | 349 | 411 | 1,167 | 3,343 | 2,049 | 794 | 282 | 198 | 74 | 36 | - | 37.6 |
| 16 - 19 | 238 | 6 | 5 | 20 | 14 | 19 | 43 | 48 | 47 | 24 | 7 | 1 | 4 | - | - | 34.2 |
| 20 - 24 | 849 | 32 | 15 | 40 | 31 | 41 | 96 | 261 | 205 | 83 | 21 | 14 | 8 | 2 | - | 37.2 |
| 25 - 29 | 1,267 | 52 | 13 | 30 | 34 | 45 | 141 | 472 | 295 | 111 | 31 | 31 | 7 | 5 | - | 38.6 |
| 30 - 34 | 1,489 | 66 | 7 | 37 | 54 | 60 | 175 | 517 | 355 | 113 | 46 | 40 | 13 | 6 | - | 38.6 |
| 35 - 39 | 1,237 | 52 | 12 | 34 | 44 | 44 | 156 | 441 | 276 | 109 | 39 | 14 | 10 | 6 | - | 38.0 |
| 40 - 44 | 1,106 | 47 | 4 | 32 | 39 | 54 | 151 | 390 | 227 | 95 | 40 | 18 | 6 | 3 | - | 37.6 |
| 45 - 49 | 1,045 | 53 | 10 | 44 | 40 | 53 | 135 | 344 | 216 | 79 | 31 | 31 | 6 | 3 | - | 36.8 |
| 50 - 54 | 1,024 | 47 | 6 | 18 | 30 | 32 | 98 | 422 | 208 | 89 | 35 | 25 | 10 | 4 | - | 39.2 |
| 55 - 59 | 665 | 22 | 2 | 6 | 10 | 8 | 52 | 331 | 137 | 61 | 14 | 12 | 6 | 4 | - | 40.7 |
| 60 - 64 | 263 | 12 | 5 | 18 | 22 | 20 | 46 | 63 | 42 | 16 | 10 | 6 | 2 | 1 | - | 33.1 |
| 65 - 69 | 165 | 11 | 7 | 9 | 14 | 20 | 36 | 27 | 23 | 9 | 5 | 1 | 2 | 1 | - | 29.7 |
| 70 - 74 | 105 | 10 | 5 | 13 | 9 | 9 | 23 | 17 | 9 | 4 | 3 | 2 | - | 1 | - | 26.4 |
| 75+ | 71 | 4 | 4 | 11 | 8 | 6 | 15 | 10 | 9 | 1 | - | 3 | - | - | - | 25.7 |
| Female | | | | | | | | | | | | | | | | |
| Total (16+) | 5,891 | 302 | 215 | 544 | 490 | 389 | 1,010 | 1,651 | 817 | 252 | 92 | 81 | 38 | 10 | - | 30.0 |
| 16 - 19 | 113 | 5 | 5 | 8 | 4 | 10 | 17 | 30 | 28 | 6 | - | - | - | - | - | 31.4 |
| 20 - 24 | 531 | 29 | 21 | 35 | 27 | 24 | 70 | 178 | 92 | 33 | 6 | 10 | 5 | 1 | - | 32.9 |
| 25 - 29 | 836 | 40 | 27 | 54 | 55 | 32 | 140 | 274 | 143 | 42 | 14 | 10 | 5 | - | - | 32.3 |
| 30 - 34 | 942 | 50 | 32 | 74 | 76 | 52 | 163 | 312 | 125 | 38 | 12 | 5 | 2 | 1 | - | 29.9 |
| 35 - 39 | 783 | 36 | 20 | 65 | 70 | 47 | 129 | 255 | 103 | 35 | 7 | 9 | 6 | 1 | - | 30.7 |
| 40 - 44 | 749 | 34 | 25 | 76 | 60 | 54 | 121 | 225 | 93 | 27 | 13 | 13 | 5 | 3 | - | 30.3 |
| 45 - 49 | 647 | 30 | 16 | 60 | 56 | 54 | 135 | 138 | 95 | 32 | 16 | 10 | 4 | 1 | - | 30.4 |
| 50 - 54 | 519 | 29 | 17 | 57 | 53 | 42 | 93 | 117 | 64 | 17 | 10 | 13 | 7 | - | - | 29.1 |
| 55 - 59 | 331 | 18 | 14 | 48 | 26 | 34 | 67 | 68 | 30 | 13 | 6 | 6 | - | 1 | - | 26.9 |
| 60 - 64 | 186 | 15 | 19 | 21 | 22 | 15 | 34 | 25 | 22 | 6 | 2 | 1 | 2 | 2 | - | 24.9 |
| 65 - 69 | 136 | 7 | 3 | 23 | 24 | 16 | 24 | 19 | 11 | 2 | 3 | 3 | 1 | - | - | 24.4 |
| 70 - 74 | 70 | 3 | 11 | 11 | 6 | 5 | 13 | 10 | 6 | 1 | 2 | 1 | 1 | - | - | 23.5 |
| 75+ | 48 | 6 | 5 | 12 | 11 | 4 | 4 | - | 5 | - | 1 | - | - | - | - | 15.8 |

Table CA21 - Currently employed population 16 years of age and over by number of hours worked during the reference week, industry (section) and sex

| Country, Island, Industry (section) and Sex | Total | Number of hours worked during the week | | | | | | | | | | | | | | Average hours worked |
|---|---------|--|-------|-------|-------|--------|--------|---------|---------|--------|--------|-------|-------|-------|---------------|----------------------------|
| | | 0 | 1-5 | 6-10 | 11-15 | 16-20 | 21-30 | 31-40 | 41-50 | 51-60 | 61-70 | 71-80 | 81-90 | 91+ | Not stated | |
| Republic of Mauritius | | | | | | | | | | | | | | | | |
| Both sexes | | | | | | | | | | | | | | | | |
| All industries. | 522,198 | 11,508 | 2,063 | 6,383 | 7,259 | 11,380 | 42,199 | 185,041 | 173,705 | 53,869 | 14,078 | 9,272 | 4,040 | 1,401 | - | 41.9 |
| Section A :Agriculture,forestry & fishing. | 36,648 | 1,179 | 354 | 1,175 | 1,613 | 2,179 | 7,022 | 12,107 | 7,400 | 2,156 | 694 | 473 | 251 | 45 | - | 35.5 |
| B :Mining & quarrying. | 1,120 | 30 | 6 | 11 | 8 | 21 | 75 | 283 | 412 | 178 | 53 | 28 | 13 | 2 | - | 44.6 |
| C :Manufacturing | 96,769 | 1,759 | 212 | 621 | 586 | 975 | 3,347 | 23,003 | 46,573 | 14,571 | 2,820 | 1,595 | 531 | 176 | - | 45.3 |
| D :Electricity,gas,steam & air | 2,289 | 43 | 2 | 3 | 5 | 11 | 29 | 1,449 | 558 | 122 | 38 | 18 | 9 | 2 | - | 41.7 |
| E :Water supply;sewerage,waste | 3,189 | 60 | 2 | 17 | 9 | 18 | 231 | 1,753 | 782 | 188 | 56 | 49 | 19 | 5 | - | 41.1 |
| F :Construction. | 52,976 | 1,801 | 121 | 505 | 448 | 1,142 | 3,911 | 16,797 | 20,593 | 5,460 | 1,340 | 569 | 210 | 79 | - | 41.7 |
| G :Wholesale & retail trade;repair of motor vehicles & motorcycles | 73,235 | 1,290 | 239 | 800 | 899 | 1,575 | 4,472 | 21,032 | 26,656 | 9,914 | 3,356 | 1,930 | 781 | 291 | - | 44.3 |
| H :Transportation and storage. | 31,860 | 820 | 79 | 343 | 391 | 702 | 2,121 | 11,490 | 9,476 | 3,858 | 1,317 | 786 | 359 | 118 | - | 43.3 |
| I :Accommodation & food service. | 39,580 | 944 | 100 | 324 | 353 | 627 | 2,162 | 10,196 | 16,217 | 5,775 | 1,425 | 928 | 389 | 140 | - | 44.7 |
| J :Information and communication | 11,395 | 182 | 21 | 49 | 62 | 52 | 295 | 6,116 | 3,640 | 697 | 164 | 76 | 30 | 11 | - | 42.0 |
| K :Financial & insurance activitie | 14,273 | 218 | 22 | 59 | 42 | 87 | 360 | 8,458 | 4,104 | 672 | 152 | 62 | 29 | 8 | - | 41.1 |
| L :Real estate activities. | 1,586 | 42 | 7 | 21 | 14 | 42 | 91 | 650 | 510 | 135 | 33 | 17 | 16 | 8 | - | 41.6 |
| M :Professional,scientific & | 12,642 | 197 | 22 | 90 | 73 | 136 | 586 | 6,394 | 3,895 | 866 | 200 | 109 | 60 | 14 | - | 41.6 |
| N :Administrative & support servic activities | 22,803 | 442 | 43 | 146 | 269 | 338 | 989 | 6,904 | 7,613 | 2,764 | 840 | 1,460 | 838 | 157 | - | 46.9 |
| O :Public administration & defence compulsory social security | 37,684 | 759 | 30 | 105 | 124 | 165 | 1,499 | 22,208 | 9,512 | 1,922 | 502 | 554 | 153 | 151 | - | 40.9 |
| P :Education | 30,478 | 620 | 129 | 276 | 249 | 486 | 7,613 | 17,450 | 2,987 | 444 | 100 | 60 | 40 | 24 | - | 34.6 |
| Q :Human health & social work. | 18,537 | 354 | 48 | 98 | 110 | 156 | 703 | 9,429 | 5,378 | 1,408 | 373 | 246 | 133 | 101 | - | 42.2 |
| R :Arts,entertainment & recreation | 6,153 | 163 | 34 | 143 | 95 | 163 | 480 | 2,218 | 1,851 | 640 | 189 | 115 | 49 | 13 | - | 41.1 |
| S :Other service activities. | 7,910 | 213 | 126 | 275 | 223 | 297 | 783 | 2,292 | 2,368 | 946 | 224 | 88 | 59 | 16 | - | 39.4 |
| T :Activities of households as | 19,686 | 348 | 460 | 1,318 | 1,677 | 2,204 | 5,372 | 4,478 | 2,696 | 741 | 188 | 99 | 67 | 38 | - | 29.7 |
| U :Activities of extra territorial organisations & bodies | 341 | 4 | 2 | 2 | 2 | 1 | 14 | 225 | 77 | 8 | 2 | 2 | 1 | 1 | - | 40.3 |
| Not stated. | 1,044 | 40 | 4 | 2 | 7 | 3 | 44 | 109 | 407 | 404 | 12 | 8 | 3 | 1 | - | 49.2 |

Table CA21 - Currently employed population 16 years of age and over by number of hours worked during the reference week, industry (section) and sex

| Country, Island, Industry (section) and Sex | Total | Number of hours worked during the week | | | | | | | | | | | | | | Average hours worked |
|--|---------|--|-----|-------|-------|-------|--------|---------|---------|--------|--------|-------|-------|-------|---------------|----------------------------|
| | | 0 | 1-5 | 6-10 | 11-15 | 16-20 | 21-30 | 31-40 | 41-50 | 51-60 | 61-70 | 71-80 | 81-90 | 91+ | Not stated | |
| Republic of Mauritius | | | | | | | | | | | | | | | | |
| Male | | | | | | | | | | | | | | | | |
| All industries. | 337,070 | 7,461 | 811 | 2,842 | 3,096 | 5,722 | 21,883 | 116,084 | 118,388 | 38,002 | 10,728 | 7,638 | 3,288 | 1,127 | - | 43.3 |
| Section A :Agriculture,forestry & fishing. | 27,360 | 844 | 155 | 572 | 804 | 1,276 | 4,497 | 9,545 | 6,325 | 1,964 | 648 | 444 | 243 | 43 | - | 37.9 |
| B :Mining & quarrying. | 1,010 | 25 | 6 | 11 | 7 | 13 | 61 | 234 | 385 | 172 | 53 | 28 | 13 | 2 | - | 45.5 |
| C :Manufacturing | 55,590 | 920 | 98 | 302 | 281 | 529 | 1,912 | 13,841 | 25,647 | 8,362 | 1,888 | 1,282 | 379 | 149 | - | 45.8 |
| D :Electricity,gas,steam & air . . conditioning supply | 2,113 | 37 | 2 | 3 | 5 | 11 | 25 | 1,312 | 533 | 120 | 37 | 17 | 9 | 2 | - | 42.0 |
| E :Water supply;sewerage,waste . . management & remediation activities | 2,766 | 50 | 1 | 14 | 4 | 12 | 208 | 1,469 | 709 | 173 | 53 | 49 | 19 | 5 | - | 41.6 |
| F :Construction. | 51,373 | 1,748 | 115 | 484 | 433 | 1,102 | 3,816 | 16,081 | 20,060 | 5,368 | 1,323 | 559 | 206 | 78 | - | 41.8 |
| G :Wholesale & retail trade;repair of motor vehicles & motorcycles | 44,887 | 726 | 101 | 386 | 450 | 839 | 2,482 | 12,672 | 16,708 | 6,329 | 2,180 | 1,313 | 510 | 191 | - | 45.1 |
| H :Transportation and storage. . . | 28,389 | 742 | 73 | 315 | 340 | 616 | 1,886 | 9,628 | 8,593 | 3,704 | 1,277 | 752 | 346 | 117 | - | 43.8 |
| I :Accommodation & food service. . activities | 24,973 | 532 | 37 | 130 | 144 | 258 | 1,012 | 6,313 | 10,586 | 3,914 | 996 | 672 | 278 | 101 | - | 46.0 |
| J :Information and communication . | 7,145 | 105 | 11 | 29 | 35 | 28 | 173 | 3,654 | 2,367 | 518 | 121 | 64 | 29 | 11 | - | 42.7 |
| K :Financial & insurance activitie | 7,301 | 85 | 10 | 22 | 18 | 38 | 166 | 3,835 | 2,441 | 477 | 120 | 55 | 27 | 7 | - | 42.5 |
| L :Real estate activities. | 1,033 | 27 | 5 | 11 | 10 | 27 | 43 | 378 | 359 | 105 | 28 | 17 | 16 | 7 | - | 43.1 |
| M :Professional,scientific & . . . technical activities | 8,334 | 110 | 10 | 52 | 39 | 74 | 345 | 3,751 | 2,875 | 744 | 171 | 95 | 54 | 14 | - | 43.0 |
| N :Administrative & support servic activities | 14,350 | 251 | 22 | 64 | 85 | 139 | 503 | 3,650 | 4,638 | 2,052 | 671 | 1,344 | 785 | 146 | - | 50.1 |
| O :Public administration & defence compulsory social security | 28,563 | 588 | 15 | 63 | 50 | 118 | 1,076 | 15,180 | 8,393 | 1,763 | 480 | 542 | 147 | 148 | - | 42.2 |
| P :Education | 11,807 | 245 | 21 | 67 | 64 | 129 | 2,177 | 6,890 | 1,747 | 295 | 78 | 45 | 29 | 20 | - | 36.6 |
| Q :Human health & social work. . . activities | 8,279 | 130 | 15 | 30 | 27 | 40 | 222 | 4,165 | 2,472 | 693 | 204 | 153 | 77 | 51 | - | 43.4 |
| R :Arts,entertainment & recreation | 4,233 | 111 | 16 | 69 | 63 | 108 | 306 | 1,469 | 1,306 | 474 | 156 | 97 | 46 | 12 | - | 42.2 |
| S :Other service activities. | 3,957 | 77 | 30 | 80 | 88 | 115 | 375 | 1,115 | 1,220 | 568 | 168 | 68 | 41 | 12 | - | 42.3 |
| T :Activities of households as . . employers | 2,870 | 78 | 67 | 134 | 145 | 249 | 561 | 714 | 606 | 176 | 65 | 36 | 30 | 9 | - | 34.5 |
| U :Activities of extra territorial organisations & bodies | 186 | 4 | 1 | 2 | 1 | - | 6 | 112 | 49 | 7 | 2 | - | 1 | 1 | - | 40.9 |
| Not stated. | 551 | 26 | - | 2 | 3 | 1 | 31 | 76 | 369 | 24 | 9 | 6 | 3 | 1 | - | 44.8 |

Table CA21 - Currently employed population 16 years of age and over by number of hours worked during the reference week, industry (section) and sex

| Country, Island, Industry (section) and Sex | Total | Number of hours worked during the week | | | | | | | | | | | | | | Average hours worked |
|--|---------|--|-------|-------|-------|-------|--------|--------|--------|--------|-------|-------|-------|-----|---------------|----------------------------|
| | | 0 | 1-5 | 6-10 | 11-15 | 16-20 | 21-30 | 31-40 | 41-50 | 51-60 | 61-70 | 71-80 | 81-90 | 91+ | Not stated | |
| Republic of Mauritius | | | | | | | | | | | | | | | | |
| Female | | | | | | | | | | | | | | | | |
| All industries. | 185,128 | 4,047 | 1,252 | 3,541 | 4,163 | 5,658 | 20,316 | 68,957 | 55,317 | 15,867 | 3,350 | 1,634 | 752 | 274 | - | 39.3 |
| Section A :Agriculture,forestry & fishing. | 9,288 | 335 | 199 | 603 | 809 | 903 | 2,525 | 2,562 | 1,075 | 192 | 46 | 29 | 8 | 2 | - | 28.6 |
| B :Mining & quarrying. | 110 | 5 | - | - | 1 | 8 | 14 | 49 | 27 | 6 | - | - | - | - | - | 36.4 |
| C :Manufacturing | 41,179 | 839 | 114 | 319 | 305 | 446 | 1,435 | 9,162 | 20,926 | 6,209 | 932 | 313 | 152 | 27 | - | 44.6 |
| D :Electricity,gas,steam & air . . conditioning supply | 176 | 6 | - | - | - | - | 4 | 137 | 25 | 2 | 1 | 1 | - | - | - | 38.2 |
| E :Water supply;sewerage,waste . . management & remediation activities | 423 | 10 | 1 | 3 | 5 | 6 | 23 | 284 | 73 | 15 | 3 | - | - | - | - | 37.8 |
| F :Construction. | 1,603 | 53 | 6 | 21 | 15 | 40 | 95 | 716 | 533 | 92 | 17 | 10 | 4 | 1 | - | 39.6 |
| G :Wholesale & retail trade;repair of motor vehicles & motorcycles | 28,348 | 564 | 138 | 414 | 449 | 736 | 1,990 | 8,360 | 9,948 | 3,585 | 1,176 | 617 | 271 | 100 | - | 43.1 |
| H :Transportation and storage. . . | 3,471 | 78 | 6 | 28 | 51 | 86 | 235 | 1,862 | 883 | 154 | 40 | 34 | 13 | 1 | - | 39.5 |
| I :Accommodation & food service. . activities | 14,607 | 412 | 63 | 194 | 209 | 369 | 1,150 | 3,883 | 5,631 | 1,861 | 429 | 256 | 111 | 39 | - | 42.6 |
| J :Information and communication . | 4,250 | 77 | 10 | 20 | 27 | 24 | 122 | 2,462 | 1,273 | 179 | 43 | 12 | 1 | - | - | 40.7 |
| K :Financial & insurance activitie | 6,972 | 133 | 12 | 37 | 24 | 49 | 194 | 4,623 | 1,663 | 195 | 32 | 7 | 2 | 1 | - | 39.6 |
| L :Real estate activities. | 553 | 15 | 2 | 10 | 4 | 15 | 48 | 272 | 151 | 30 | 5 | - | - | 1 | - | 38.7 |
| M :Professional,scientific & . . . technical activities | 4,308 | 87 | 12 | 38 | 34 | 62 | 241 | 2,643 | 1,020 | 122 | 29 | 14 | 6 | - | - | 39.0 |
| N :Administrative & support servic activities | 8,453 | 191 | 21 | 82 | 184 | 199 | 486 | 3,254 | 2,975 | 712 | 169 | 116 | 53 | 11 | - | 41.4 |
| O :Public administration & defence compulsory social security | 9,121 | 171 | 15 | 42 | 74 | 47 | 423 | 7,028 | 1,119 | 159 | 22 | 12 | 6 | 3 | - | 37.0 |
| P :Education | 18,671 | 375 | 108 | 209 | 185 | 357 | 5,436 | 10,560 | 1,240 | 149 | 22 | 15 | 11 | 4 | - | 33.4 |
| Q :Human health & social work. . . activities | 10,258 | 224 | 33 | 68 | 83 | 116 | 481 | 5,264 | 2,906 | 715 | 169 | 93 | 56 | 50 | - | 41.2 |
| R :Arts,entertainment & recreation | 1,920 | 52 | 18 | 74 | 32 | 55 | 174 | 749 | 545 | 166 | 33 | 18 | 3 | 1 | - | 38.7 |
| S :Other service activities. | 3,953 | 136 | 96 | 195 | 135 | 182 | 408 | 1,177 | 1,148 | 378 | 56 | 20 | 18 | 4 | - | 36.6 |
| T :Activities of households as . . employers | 16,816 | 270 | 393 | 1,184 | 1,532 | 1,955 | 4,811 | 3,764 | 2,090 | 565 | 123 | 63 | 37 | 29 | - | 28.9 |
| U :Activities of extra territorial organisations & bodies | 155 | - | 1 | - | 1 | 1 | 8 | 113 | 28 | 1 | - | 2 | - | - | - | 39.6 |
| Not stated. | 493 | 14 | 4 | - | 4 | 2 | 13 | 33 | 38 | 380 | 3 | 2 | - | - | - | 54.0 |

Table CA21 - Currently employed population 16 years of age and over by number of hours worked during the reference week, industry (section) and sex

| Country, Island, Industry (section) and Sex | Total | Number of hours worked during the week | | | | | | | | | | | | | | Average hours worked |
|--|---------|--|-------|-------|-------|--------|--------|---------|---------|--------|--------|-------|-------|-------|---------------|----------------------------|
| | | 0 | 1-5 | 6-10 | 11-15 | 16-20 | 21-30 | 31-40 | 41-50 | 51-60 | 61-70 | 71-80 | 81-90 | 91+ | Not stated | |
| Island of Mauritius | | | | | | | | | | | | | | | | |
| Both sexes | | | | | | | | | | | | | | | | |
| All industries. | 506,783 | 10,792 | 1,753 | 5,527 | 6,420 | 10,580 | 40,022 | 180,047 | 170,839 | 52,823 | 13,704 | 8,993 | 3,928 | 1,355 | - | 42.1 |
| Section A :Agriculture,forestry & fishing. | 32,032 | 970 | 172 | 660 | 1,027 | 1,694 | 5,994 | 11,288 | 6,895 | 1,995 | 614 | 448 | 236 | 39 | - | 36.8 |
| B :Mining & quarrying. | 1,036 | 26 | 2 | 10 | 7 | 20 | 66 | 260 | 384 | 169 | 50 | 28 | 12 | 2 | - | 45.0 |
| C :Manufacturing | 95,826 | 1,694 | 192 | 555 | 521 | 914 | 3,197 | 22,780 | 46,386 | 14,500 | 2,804 | 1,583 | 528 | 172 | - | 45.4 |
| D :Electricity,gas,steam & air . . conditioning supply | 2,187 | 42 | 2 | 3 | 4 | 10 | 28 | 1,389 | 529 | 116 | 37 | 17 | 8 | 2 | - | 41.6 |
| E :Water supply;sewerage,waste . . management & remediation activities | 2,915 | 55 | 2 | 15 | 9 | 17 | 219 | 1,592 | 713 | 167 | 54 | 48 | 19 | 5 | - | 41.1 |
| F :Construction. | 51,657 | 1,713 | 114 | 479 | 430 | 1,093 | 3,780 | 16,343 | 20,224 | 5,337 | 1,300 | 561 | 205 | 78 | - | 41.8 |
| G :Wholesale & retail trade;repair of motor vehicles & motorcycles | 71,664 | 1,217 | 226 | 746 | 867 | 1,532 | 4,352 | 20,632 | 26,243 | 9,722 | 3,264 | 1,845 | 736 | 282 | - | 44.4 |
| H :Transportation and storage. . . | 31,243 | 779 | 73 | 321 | 373 | 688 | 2,070 | 11,307 | 9,346 | 3,785 | 1,279 | 758 | 348 | 116 | - | 43.3 |
| I :Accommodation & food service. . activities | 38,716 | 891 | 95 | 304 | 342 | 605 | 2,077 | 10,007 | 15,955 | 5,643 | 1,398 | 895 | 374 | 130 | - | 44.8 |
| J :Information and communication . | 11,253 | 174 | 21 | 48 | 61 | 47 | 290 | 6,046 | 3,610 | 684 | 158 | 75 | 30 | 9 | - | 42.0 |
| K :Financial & insurance activitie | 14,120 | 216 | 21 | 54 | 40 | 86 | 354 | 8,364 | 4,071 | 664 | 152 | 62 | 28 | 8 | - | 41.1 |
| L :Real estate activities. | 1,579 | 42 | 7 | 21 | 14 | 42 | 90 | 648 | 508 | 134 | 32 | 17 | 16 | 8 | - | 41.6 |
| M :Professional,scientific & . . . technical activities | 12,534 | 194 | 20 | 88 | 69 | 136 | 578 | 6,343 | 3,878 | 851 | 198 | 108 | 58 | 13 | - | 41.7 |
| N :Administrative & support servic activities | 22,441 | 429 | 40 | 140 | 262 | 331 | 949 | 6,784 | 7,498 | 2,733 | 833 | 1,449 | 836 | 157 | - | 47.0 |
| O :Public administration & defence compulsory social security | 36,105 | 704 | 25 | 93 | 119 | 156 | 1,426 | 21,263 | 9,211 | 1,834 | 480 | 499 | 149 | 146 | - | 41.0 |
| P :Education | 29,469 | 597 | 124 | 262 | 240 | 469 | 7,357 | 16,869 | 2,909 | 427 | 94 | 58 | 39 | 24 | - | 34.6 |
| Q :Human health & social work. . . activities | 17,865 | 330 | 37 | 88 | 101 | 150 | 664 | 9,048 | 5,251 | 1,377 | 356 | 239 | 129 | 95 | - | 42.3 |
| R :Arts,entertainment & recreation | 6,005 | 157 | 32 | 136 | 91 | 155 | 466 | 2,166 | 1,813 | 628 | 186 | 113 | 49 | 13 | - | 41.3 |
| S :Other service activities. | 7,706 | 192 | 122 | 257 | 217 | 286 | 760 | 2,238 | 2,322 | 930 | 219 | 88 | 59 | 16 | - | 39.7 |
| T :Activities of households as . . . employers | 19,067 | 329 | 421 | 1,243 | 1,619 | 2,145 | 5,250 | 4,355 | 2,611 | 716 | 182 | 93 | 65 | 38 | - | 29.8 |
| U :Activities of extra territorial organisations & bodies | 336 | 4 | 1 | 2 | 2 | 1 | 14 | 222 | 76 | 8 | 2 | 2 | 1 | 1 | - | 40.4 |
| Not stated. | 1,027 | 37 | 4 | 2 | 5 | 3 | 41 | 103 | 406 | 403 | 12 | 7 | 3 | 1 | - | 49.5 |

Table CA21 - Currently employed population 16 years of age and over by number of hours worked during the reference week, industry (section) and sex

| Country, Island, Industry (section) and Sex | Total | Number of hours worked during the week | | | | | | | | | | | | | | Average hours worked |
|--|---------|--|-----|-------|-------|-------|--------|---------|---------|--------|--------|-------|-------|-------|---------------|----------------------------|
| | | 0 | 1-5 | 6-10 | 11-15 | 16-20 | 21-30 | 31-40 | 41-50 | 51-60 | 61-70 | 71-80 | 81-90 | 91+ | Not stated | |
| Island of Mauritius | | | | | | | | | | | | | | | | |
| Male | | | | | | | | | | | | | | | | |
| All industries. | 327,546 | 7,047 | 716 | 2,530 | 2,747 | 5,311 | 20,716 | 112,741 | 116,339 | 37,208 | 10,446 | 7,440 | 3,214 | 1,091 | - | 43.5 |
| Section A :Agriculture,forestry & fishing. | 24,707 | 732 | 98 | 389 | 563 | 1,025 | 3,881 | 8,970 | 5,955 | 1,825 | 580 | 423 | 229 | 37 | - | 38.6 |
| B :Mining & quarrying. | 931 | 23 | 2 | 10 | 6 | 12 | 52 | 212 | 358 | 164 | 50 | 28 | 12 | 2 | - | 45.9 |
| C :Manufacturing | 55,115 | 893 | 94 | 286 | 269 | 508 | 1,862 | 13,698 | 25,521 | 8,310 | 1,878 | 1,274 | 377 | 145 | - | 45.8 |
| D :Electricity,gas,steam & air . . conditioning supply | 2,020 | 36 | 2 | 3 | 4 | 10 | 24 | 1,259 | 506 | 114 | 36 | 16 | 8 | 2 | - | 41.9 |
| E :Water supply;sewerage,waste . . management & remediation activities | 2,508 | 46 | 1 | 12 | 4 | 11 | 197 | 1,318 | 644 | 152 | 51 | 48 | 19 | 5 | - | 41.7 |
| F :Construction. | 50,076 | 1,662 | 108 | 459 | 416 | 1,053 | 3,687 | 15,641 | 19,692 | 5,246 | 1,283 | 551 | 201 | 77 | - | 41.9 |
| G :Wholesale & retail trade;repair of motor vehicles & motorcycles | 44,009 | 686 | 97 | 360 | 431 | 814 | 2,423 | 12,435 | 16,463 | 6,212 | 2,134 | 1,276 | 491 | 187 | - | 45.2 |
| H :Transportation and storage. . . | 27,820 | 705 | 68 | 293 | 322 | 602 | 1,835 | 9,471 | 8,473 | 3,632 | 1,243 | 726 | 335 | 115 | - | 43.8 |
| I :Accommodation & food service. . activities | 24,568 | 515 | 35 | 125 | 142 | 250 | 990 | 6,213 | 10,465 | 3,842 | 976 | 651 | 269 | 95 | - | 46.0 |
| J :Information and communication . | 7,041 | 102 | 11 | 28 | 34 | 24 | 169 | 3,604 | 2,347 | 505 | 116 | 63 | 29 | 9 | - | 42.7 |
| K :Financial & insurance activitie | 7,225 | 85 | 10 | 22 | 18 | 38 | 163 | 3,788 | 2,421 | 471 | 120 | 55 | 27 | 7 | - | 42.5 |
| L :Real estate activities. | 1,028 | 27 | 5 | 11 | 10 | 27 | 42 | 378 | 357 | 104 | 27 | 17 | 16 | 7 | - | 43.1 |
| M :Professional,scientific & . . . technical activities | 8,247 | 107 | 10 | 50 | 37 | 74 | 340 | 3,711 | 2,861 | 729 | 169 | 94 | 52 | 13 | - | 43.0 |
| N :Administrative & support servic activities | 14,077 | 243 | 20 | 59 | 80 | 137 | 475 | 3,561 | 4,548 | 2,028 | 664 | 1,333 | 783 | 146 | - | 50.2 |
| O :Public administration & defence compulsory social security | 27,332 | 546 | 13 | 55 | 46 | 112 | 1,026 | 14,478 | 8,136 | 1,686 | 460 | 488 | 143 | 143 | - | 42.2 |
| P :Education | 11,345 | 237 | 21 | 64 | 59 | 122 | 2,098 | 6,602 | 1,698 | 280 | 72 | 43 | 29 | 20 | - | 36.6 |
| Q :Human health & social work. . . activities | 7,977 | 122 | 13 | 30 | 26 | 37 | 207 | 3,992 | 2,408 | 679 | 194 | 150 | 73 | 46 | - | 43.4 |
| R :Arts,entertainment & recreation | 4,140 | 105 | 15 | 66 | 60 | 103 | 299 | 1,438 | 1,281 | 466 | 153 | 96 | 46 | 12 | - | 42.4 |
| S :Other service activities. | 3,879 | 72 | 30 | 76 | 86 | 112 | 368 | 1,091 | 1,199 | 559 | 165 | 68 | 41 | 12 | - | 42.4 |
| T :Activities of households as . . employers | 2,779 | 76 | 63 | 128 | 131 | 239 | 542 | 699 | 590 | 173 | 64 | 35 | 30 | 9 | - | 34.7 |
| U :Activities of extra territorial organisations & bodies | 182 | 4 | - | 2 | 1 | - | 6 | 110 | 48 | 7 | 2 | - | 1 | 1 | - | 41.1 |
| Not stated. | 540 | 23 | - | 2 | 2 | 1 | 30 | 72 | 368 | 24 | 9 | 5 | 3 | 1 | - | 45.1 |

Table CA21 - Currently employed population 16 years of age and over by number of hours worked during the reference week, industry (section) and sex

| Country, Island, Industry (section) and Sex | Total | Number of hours worked during the week | | | | | | | | | | | | | | Average hours worked |
|--|---------|--|-------|-------|-------|-------|--------|--------|--------|--------|-------|-------|-------|-----|---------------|----------------------------|
| | | 0 | 1-5 | 6-10 | 11-15 | 16-20 | 21-30 | 31-40 | 41-50 | 51-60 | 61-70 | 71-80 | 81-90 | 91+ | Not stated | |
| Island of Mauritius | | | | | | | | | | | | | | | | |
| Female | | | | | | | | | | | | | | | | |
| All industries. | 179,237 | 3,745 | 1,037 | 2,997 | 3,673 | 5,269 | 19,306 | 67,306 | 54,500 | 15,615 | 3,258 | 1,553 | 714 | 264 | - | 39.6 |
| Section A :Agriculture,forestry & fishing. | 7,325 | 238 | 74 | 271 | 464 | 669 | 2,113 | 2,318 | 940 | 170 | 34 | 25 | 7 | 2 | - | 30.6 |
| B :Mining & quarrying. | 105 | 3 | - | - | 1 | 8 | 14 | 48 | 26 | 5 | - | - | - | - | - | 36.8 |
| C :Manufacturing | 40,711 | 801 | 98 | 269 | 252 | 406 | 1,335 | 9,082 | 20,865 | 6,190 | 926 | 309 | 151 | 27 | - | 44.8 |
| D :Electricity,gas,steam & air . . conditioning supply | 167 | 6 | - | - | - | - | 4 | 130 | 23 | 2 | 1 | 1 | - | - | - | 38.1 |
| E :Water supply;sewerage,waste . . management & remediation activities | 407 | 9 | 1 | 3 | 5 | 6 | 22 | 274 | 69 | 15 | 3 | - | - | - | - | 37.9 |
| F :Construction. | 1,581 | 51 | 6 | 20 | 14 | 40 | 93 | 702 | 532 | 91 | 17 | 10 | 4 | 1 | - | 39.7 |
| G :Wholesale & retail trade;repair of motor vehicles & motorcycles | 27,655 | 531 | 129 | 386 | 436 | 718 | 1,929 | 8,197 | 9,780 | 3,510 | 1,130 | 569 | 245 | 95 | - | 43.1 |
| H :Transportation and storage. . . | 3,423 | 74 | 5 | 28 | 51 | 86 | 235 | 1,836 | 873 | 153 | 36 | 32 | 13 | 1 | - | 39.5 |
| I :Accommodation & food service. . activities | 14,148 | 376 | 60 | 179 | 200 | 355 | 1,087 | 3,794 | 5,490 | 1,801 | 422 | 244 | 105 | 35 | - | 42.7 |
| J :Information and communication . | 4,212 | 72 | 10 | 20 | 27 | 23 | 121 | 2,442 | 1,263 | 179 | 42 | 12 | 1 | - | - | 40.8 |
| K :Financial & insurance activitie | 6,895 | 131 | 11 | 32 | 22 | 48 | 191 | 4,576 | 1,650 | 193 | 32 | 7 | 1 | 1 | - | 39.7 |
| L :Real estate activities. | 551 | 15 | 2 | 10 | 4 | 15 | 48 | 270 | 151 | 30 | 5 | - | - | 1 | - | 38.7 |
| M :Professional,scientific & . . . technical activities | 4,287 | 87 | 10 | 38 | 32 | 62 | 238 | 2,632 | 1,017 | 122 | 29 | 14 | 6 | - | - | 39.0 |
| N :Administrative & support servic activities | 8,364 | 186 | 20 | 81 | 182 | 194 | 474 | 3,223 | 2,950 | 705 | 169 | 116 | 53 | 11 | - | 41.5 |
| O :Public administration & defence compulsory social security | 8,773 | 158 | 12 | 38 | 73 | 44 | 400 | 6,785 | 1,075 | 148 | 20 | 11 | 6 | 3 | - | 37.0 |
| P :Education | 18,124 | 360 | 103 | 198 | 181 | 347 | 5,259 | 10,267 | 1,211 | 147 | 22 | 15 | 10 | 4 | - | 33.4 |
| Q :Human health & social work. . . activities | 9,888 | 208 | 24 | 58 | 75 | 113 | 457 | 5,056 | 2,843 | 698 | 162 | 89 | 56 | 49 | - | 41.4 |
| R :Arts,entertainment & recreation | 1,865 | 52 | 17 | 70 | 31 | 52 | 167 | 728 | 532 | 162 | 33 | 17 | 3 | 1 | - | 38.8 |
| S :Other service activities. | 3,827 | 120 | 92 | 181 | 131 | 174 | 392 | 1,147 | 1,123 | 371 | 54 | 20 | 18 | 4 | - | 36.9 |
| T :Activities of households as . . employers | 16,288 | 253 | 358 | 1,115 | 1,488 | 1,906 | 4,708 | 3,656 | 2,021 | 543 | 118 | 58 | 35 | 29 | - | 29.0 |
| U :Activities of extra territorial organisations & bodies | 154 | - | 1 | - | 1 | 1 | 8 | 112 | 28 | 1 | - | 2 | - | - | - | 39.6 |
| Not stated. | 487 | 14 | 4 | - | 3 | 2 | 11 | 31 | 38 | 379 | 3 | 2 | - | - | - | 54.3 |

Table CA21 - Currently employed population 16 years of age and over by number of hours worked during the reference week, industry (section) and sex

| Country, Island, Industry (section) and Sex | Total | Number of hours worked during the week | | | | | | | | | | | | | | Average hours worked |
|--|--------|--|-----|------|-------|-------|-------|-------|-------|-------|-------|-------|-------|-----|---------------|----------------------------|
| | | 0 | 1-5 | 6-10 | 11-15 | 16-20 | 21-30 | 31-40 | 41-50 | 51-60 | 61-70 | 71-80 | 81-90 | 91+ | Not stated | |
| Island of Rodrigues | | | | | | | | | | | | | | | | |
| Both sexes | | | | | | | | | | | | | | | | |
| All industries. | 15,415 | 716 | 310 | 856 | 839 | 800 | 2,177 | 4,994 | 2,866 | 1,046 | 374 | 279 | 112 | 46 | - | 34.7 |
| Section A :Agriculture,forestry & fishing. | 4,616 | 209 | 182 | 515 | 586 | 485 | 1,028 | 819 | 505 | 161 | 80 | 25 | 15 | 6 | - | 26.5 |
| B :Mining & quarrying. | 84 | 4 | 4 | 1 | 1 | 1 | 9 | 23 | 28 | 9 | 3 | - | 1 | - | - | 39.5 |
| C :Manufacturing | 943 | 65 | 20 | 66 | 65 | 61 | 150 | 223 | 187 | 71 | 16 | 12 | 3 | 4 | - | 32.4 |
| D :Electricity,gas,steam & air . . conditioning supply | 102 | 1 | - | - | 1 | 1 | 1 | 60 | 29 | 6 | 1 | 1 | 1 | - | - | 42.6 |
| E :Water supply;sewerage,waste . . management & remediation activities | 274 | 5 | - | 2 | - | 1 | 12 | 161 | 69 | 21 | 2 | 1 | - | - | - | 40.5 |
| F :Construction. | 1,319 | 88 | 7 | 26 | 18 | 49 | 131 | 454 | 369 | 123 | 40 | 8 | 5 | 1 | - | 38.1 |
| G :Wholesale & retail trade;repair of motor vehicles & motorcycles | 1,571 | 73 | 13 | 54 | 32 | 43 | 120 | 400 | 413 | 192 | 92 | 85 | 45 | 9 | - | 43.0 |
| H :Transportation and storage. . . | 617 | 41 | 6 | 22 | 18 | 14 | 51 | 183 | 130 | 73 | 38 | 28 | 11 | 2 | - | 40.8 |
| I :Accommodation & food service. . activities | 864 | 53 | 5 | 20 | 11 | 22 | 85 | 189 | 262 | 132 | 27 | 33 | 15 | 10 | - | 42.3 |
| J :Information and communication . | 142 | 8 | - | 1 | 1 | 5 | 5 | 70 | 30 | 13 | 6 | 1 | - | 2 | - | 40.4 |
| K :Financial & insurance activitie | 153 | 2 | 1 | 5 | 2 | 1 | 6 | 94 | 33 | 8 | - | - | 1 | - | - | 38.3 |
| L :Real estate activities. | 7 | - | - | - | - | - | 1 | 2 | 2 | 1 | 1 | - | - | - | - | 46.0 |
| M :Professional,scientific & technical activities | 108 | 3 | 2 | 2 | 4 | - | 8 | 51 | 17 | 15 | 2 | 1 | 2 | 1 | - | 40.6 |
| N :Administrative & support servic activities | 362 | 13 | 3 | 6 | 7 | 7 | 40 | 120 | 115 | 31 | 7 | 11 | 2 | - | - | 39.8 |
| O :Public administration & defence compulsory social security | 1,579 | 55 | 5 | 12 | 5 | 9 | 73 | 945 | 301 | 88 | 22 | 55 | 4 | 5 | - | 40.3 |
| P :Education | 1,009 | 23 | 5 | 14 | 9 | 17 | 256 | 581 | 78 | 17 | 6 | 2 | 1 | - | - | 34.1 |
| Q :Human health & social work. . . activities | 672 | 24 | 11 | 10 | 9 | 6 | 39 | 381 | 127 | 31 | 17 | 7 | 4 | 6 | - | 38.9 |
| R :Arts,entertainment & recreation | 148 | 6 | 2 | 7 | 4 | 8 | 14 | 52 | 38 | 12 | 3 | 2 | - | - | - | 36.4 |
| S :Other service activities. | 204 | 21 | 4 | 18 | 6 | 11 | 23 | 54 | 46 | 16 | 5 | - | - | - | - | 31.8 |
| T :Activities of households as . . . employers | 619 | 19 | 39 | 75 | 58 | 59 | 122 | 123 | 85 | 25 | 6 | 6 | 2 | - | - | 27.0 |
| U :Activities of extra territorial organisations & bodies | 5 | - | 1 | - | - | - | - | 3 | 1 | - | - | - | - | - | - | 33.2 |
| Not stated. | 17 | 3 | - | - | 2 | - | 3 | 6 | 1 | 1 | - | 1 | - | - | - | 29.6 |

Table CA21 - Currently employed population 16 years of age and over by number of hours worked during the reference week, industry (section) and sex

| Country, Island, Industry (section) and Sex | Total | Number of hours worked during the week | | | | | | | | | | | | | | Average hours worked |
|--|-------|--|-----|------|-------|-------|-------|-------|-------|-------|-------|-------|-------|-----|---------------|----------------------------|
| | | 0 | 1-5 | 6-10 | 11-15 | 16-20 | 21-30 | 31-40 | 41-50 | 51-60 | 61-70 | 71-80 | 81-90 | 91+ | Not stated | |
| Island of Rodrigues | | | | | | | | | | | | | | | | |
| Male | | | | | | | | | | | | | | | | |
| All industries. | 9,524 | 414 | 95 | 312 | 349 | 411 | 1,167 | 3,343 | 2,049 | 794 | 282 | 198 | 74 | 36 | - | 37.6 |
| Section A :Agriculture,forestry & fishing. | 2,653 | 112 | 57 | 183 | 241 | 251 | 616 | 575 | 370 | 139 | 68 | 21 | 14 | 6 | - | 30.6 |
| B :Mining & quarrying. | 79 | 2 | 4 | 1 | 1 | 1 | 9 | 22 | 27 | 8 | 3 | - | 1 | - | - | 40.3 |
| C :Manufacturing | 475 | 27 | 4 | 16 | 12 | 21 | 50 | 143 | 126 | 52 | 10 | 8 | 2 | 4 | - | 38.2 |
| D :Electricity,gas,steam & air . . conditioning supply | 93 | 1 | - | - | 1 | 1 | 1 | 53 | 27 | 6 | 1 | 1 | 1 | - | - | 42.8 |
| E :Water supply;sewerage,waste . . management & remediation activities | 258 | 4 | - | 2 | - | 1 | 11 | 151 | 65 | 21 | 2 | 1 | - | - | - | 40.8 |
| F :Construction. | 1,297 | 86 | 7 | 25 | 17 | 49 | 129 | 440 | 368 | 122 | 40 | 8 | 5 | 1 | - | 38.2 |
| G :Wholesale & retail trade;repair of motor vehicles & motorcycles | 878 | 40 | 4 | 26 | 19 | 25 | 59 | 237 | 245 | 117 | 46 | 37 | 19 | 4 | - | 42.7 |
| H :Transportation and storage. . . | 569 | 37 | 5 | 22 | 18 | 14 | 51 | 157 | 120 | 72 | 34 | 26 | 11 | 2 | - | 40.8 |
| I :Accommodation & food service. . activities | 405 | 17 | 2 | 5 | 2 | 8 | 22 | 100 | 121 | 72 | 20 | 21 | 9 | 6 | - | 46.0 |
| J :Information and communication . | 104 | 3 | - | 1 | 1 | 4 | 4 | 50 | 20 | 13 | 5 | 1 | - | 2 | - | 42.3 |
| K :Financial & insurance activitie | 76 | - | - | - | - | - | 3 | 47 | 20 | 6 | - | - | - | - | - | 41.4 |
| L :Real estate activities. | 5 | - | - | - | - | - | 1 | - | 2 | 1 | 1 | - | - | - | - | 49.6 |
| M :Professional,scientific & . . . technical activities | 87 | 3 | - | 2 | 2 | - | 5 | 40 | 14 | 15 | 2 | 1 | 2 | 1 | - | 42.7 |
| N :Administrative & support servic activities | 273 | 8 | 2 | 5 | 5 | 2 | 28 | 89 | 90 | 24 | 7 | 11 | 2 | - | - | 41.2 |
| O :Public administration & defence compulsory social security | 1,231 | 42 | 2 | 8 | 4 | 6 | 50 | 702 | 257 | 77 | 20 | 54 | 4 | 5 | - | 41.4 |
| P :Education | 462 | 8 | - | 3 | 5 | 7 | 79 | 288 | 49 | 15 | 6 | 2 | - | - | - | 36.5 |
| Q :Human health & social work. . . activities | 302 | 8 | 2 | - | 1 | 3 | 15 | 173 | 64 | 14 | 10 | 3 | 4 | 5 | - | 41.6 |
| R :Arts,entertainment & recreation | 93 | 6 | 1 | 3 | 3 | 5 | 7 | 31 | 25 | 8 | 3 | 1 | - | - | - | 36.5 |
| S :Other service activities. | 78 | 5 | - | 4 | 2 | 3 | 7 | 24 | 21 | 9 | 3 | - | - | - | - | 37.4 |
| T :Activities of households as . . employers | 91 | 2 | 4 | 6 | 14 | 10 | 19 | 15 | 16 | 3 | 1 | 1 | - | - | - | 28.4 |
| U :Activities of extra territorial organisations & bodies | 4 | - | 1 | - | - | - | - | 2 | 1 | - | - | - | - | - | - | 31.5 |
| Not stated. | 11 | 3 | - | - | 1 | - | 1 | 4 | 1 | - | - | 1 | - | - | - | 28.3 |

Table CA21 - Currently employed population 16 years of age and over by number of hours worked during the reference week, industry (section) and sex

| Country, Island, Industry (section) and Sex | Total | Number of hours worked during the week | | | | | | | | | | | | | | Average hours worked |
|--|-------|--|-----|------|-------|-------|-------|-------|-------|-------|-------|-------|-------|-----|---------------|----------------------------|
| | | 0 | 1-5 | 6-10 | 11-15 | 16-20 | 21-30 | 31-40 | 41-50 | 51-60 | 61-70 | 71-80 | 81-90 | 91+ | Not stated | |
| Island of Rodrigues | | | | | | | | | | | | | | | | |
| Female | | | | | | | | | | | | | | | | |
| All industries. | 5,891 | 302 | 215 | 544 | 490 | 389 | 1,010 | 1,651 | 817 | 252 | 92 | 81 | 38 | 10 | - | 30.0 |
| Section A :Agriculture,forestry & fishing. | 1,963 | 97 | 125 | 332 | 345 | 234 | 412 | 244 | 135 | 22 | 12 | 4 | 1 | - | - | 20.9 |
| B :Mining & quarrying. | 5 | 2 | - | - | - | - | - | 1 | 1 | 1 | - | - | - | - | - | 28.0 |
| C :Manufacturing | 468 | 38 | 16 | 50 | 53 | 40 | 100 | 80 | 61 | 19 | 6 | 4 | 1 | - | - | 26.5 |
| D :Electricity,gas,steam & air . . conditioning supply | 9 | - | - | - | - | - | - | 7 | 2 | - | - | - | - | - | - | 40.3 |
| E :Water supply;sewerage,waste . . management & remediation activities | 16 | 1 | - | - | - | - | 1 | 10 | 4 | - | - | - | - | - | - | 35.1 |
| F :Construction. | 22 | 2 | - | 1 | 1 | - | 2 | 14 | 1 | 1 | - | - | - | - | - | 32.1 |
| G :Wholesale & retail trade;repair of motor vehicles & motorcycles | 693 | 33 | 9 | 28 | 13 | 18 | 61 | 163 | 168 | 75 | 46 | 48 | 26 | 5 | - | 43.4 |
| H :Transportation and storage. . . | 48 | 4 | 1 | - | - | - | - | 26 | 10 | 1 | 4 | 2 | - | - | - | 41.1 |
| I :Accommodation & food service. . activities | 459 | 36 | 3 | 15 | 9 | 14 | 63 | 89 | 141 | 60 | 7 | 12 | 6 | 4 | - | 39.0 |
| J :Information and communication . | 38 | 5 | - | - | - | 1 | 1 | 20 | 10 | - | 1 | - | - | - | - | 35.2 |
| K :Financial & insurance activitie | 77 | 2 | 1 | 5 | 2 | 1 | 3 | 47 | 13 | 2 | - | 1 | - | - | - | 35.2 |
| L :Real estate activities. | 2 | - | - | - | - | - | - | 2 | - | - | - | - | - | - | - | 37.0 |
| M :Professional,scientific & . . . technical activities | 21 | - | 2 | - | 2 | - | 3 | 11 | 3 | - | - | - | - | - | - | 32.2 |
| N :Administrative & support servic activities | 89 | 5 | 1 | 1 | 2 | 5 | 12 | 31 | 25 | 7 | - | - | - | - | - | 35.4 |
| O :Public administration & defence compulsory social security | 348 | 13 | 3 | 4 | 1 | 3 | 23 | 243 | 44 | 11 | 2 | 1 | - | - | - | 36.2 |
| P :Education | 547 | 15 | 5 | 11 | 4 | 10 | 177 | 293 | 29 | 2 | - | - | 1 | - | - | 32.0 |
| Q :Human health & social work. . . activities | 370 | 16 | 9 | 10 | 8 | 3 | 24 | 208 | 63 | 17 | 7 | 4 | - | 1 | - | 36.8 |
| R :Arts,entertainment & recreation | 55 | - | 1 | 4 | 1 | 3 | 7 | 21 | 13 | 4 | - | 1 | - | - | - | 36.1 |
| S :Other service activities. . . . | 126 | 16 | 4 | 14 | 4 | 8 | 16 | 30 | 25 | 7 | 2 | - | - | - | - | 28.3 |
| T :Activities of households as . . employers | 528 | 17 | 35 | 69 | 44 | 49 | 103 | 108 | 69 | 22 | 5 | 5 | 2 | - | - | 26.8 |
| U :Activities of extra territorial organisations & bodies | 1 | - | - | - | - | - | - | 1 | - | - | - | - | - | - | - | 40.0 |
| Not stated. | 6 | - | - | - | 1 | - | 2 | 2 | - | 1 | - | - | - | - | - | 32.2 |

Table CA22 - Currently employed population 16 years of age and over by number of hours worked during the reference week, major occupational group and sex

| Country, Island, Occupation (major group) and Sex | Total | Number of hours worked during the week | | | | | | | | | | | | | | Average hours worked |
|---|---------|--|-------|-------|-------|--------|--------|---------|---------|--------|--------|-------|-------|-------|---------------|----------------------------|
| | | 0 | 1-5 | 6-10 | 11-15 | 16-20 | 21-30 | 31-40 | 41-50 | 51-60 | 61-70 | 71-80 | 81-90 | 91+ | Not stated | |
| Republic of Mauritius | | | | | | | | | | | | | | | | |
| Both sexes | | | | | | | | | | | | | | | | |
| All occupations | 522,198 | 11,508 | 2,063 | 6,383 | 7,259 | 11,380 | 42,199 | 185,041 | 173,705 | 53,869 | 14,078 | 9,272 | 4,040 | 1,401 | - | 41.9 |
| 1. Managers | 29,284 | 618 | 79 | 195 | 209 | 355 | 1,421 | 9,850 | 10,406 | 3,803 | 1,191 | 663 | 356 | 138 | - | 44.7 |
| 2. Professionals | 44,930 | 940 | 231 | 512 | 416 | 598 | 7,757 | 23,793 | 7,883 | 1,808 | 474 | 278 | 158 | 82 | - | 37.3 |
| 3. Technicians & associate professionals | 48,213 | 867 | 104 | 250 | 218 | 347 | 1,505 | 24,363 | 15,065 | 3,857 | 907 | 484 | 166 | 80 | - | 41.9 |
| 4. Clerical support workers | 43,815 | 716 | 31 | 162 | 137 | 237 | 1,592 | 23,721 | 13,797 | 2,633 | 479 | 209 | 71 | 30 | - | 41.1 |
| 5. Service & sales workers | 96,982 | 2,081 | 287 | 950 | 1,043 | 1,777 | 5,468 | 26,631 | 33,759 | 13,374 | 4,422 | 4,388 | 2,114 | 688 | - | 45.8 |
| 6. Skilled agricultural,forestry & fishery workers | 21,038 | 773 | 316 | 944 | 1,173 | 1,460 | 3,969 | 5,734 | 4,574 | 1,365 | 430 | 178 | 106 | 16 | - | 34.3 |
| 7. Craft & related trades workers | 91,710 | 2,741 | 306 | 1,013 | 995 | 1,998 | 6,599 | 28,905 | 35,836 | 9,786 | 2,183 | 941 | 306 | 101 | - | 41.7 |
| 8. Plant & machine operators & assemblers | 61,363 | 1,078 | 85 | 365 | 372 | 657 | 2,222 | 14,012 | 27,426 | 10,695 | 2,473 | 1,352 | 456 | 170 | - | 46.2 |
| 9. Elementary occupations | 83,599 | 1,648 | 619 | 1,988 | 2,691 | 3,949 | 11,614 | 27,888 | 24,040 | 6,481 | 1,509 | 773 | 303 | 96 | - | 38.2 |
| 10. Not stated | 1,264 | 46 | 5 | 4 | 5 | 2 | 52 | 144 | 919 | 67 | 10 | 6 | 4 | - | - | 44.8 |
| Male | | | | | | | | | | | | | | | | |
| All occupations | 337,070 | 7,461 | 811 | 2,842 | 3,096 | 5,722 | 21,883 | 116,084 | 118,388 | 38,002 | 10,728 | 7,638 | 3,288 | 1,127 | - | 43.3 |
| 1. Managers | 20,948 | 401 | 46 | 112 | 108 | 182 | 792 | 6,552 | 7,828 | 3,005 | 989 | 539 | 282 | 112 | - | 45.9 |
| 2. Professionals | 22,245 | 417 | 67 | 199 | 162 | 295 | 2,578 | 11,364 | 5,061 | 1,332 | 365 | 214 | 128 | 63 | - | 39.6 |
| 3. Technicians & associate professionals | 29,839 | 488 | 50 | 138 | 116 | 211 | 872 | 13,994 | 10,021 | 2,703 | 660 | 390 | 133 | 63 | - | 42.8 |
| 4. Clerical support workers | 17,324 | 205 | 8 | 54 | 58 | 81 | 486 | 8,261 | 6,262 | 1,381 | 308 | 146 | 50 | 24 | - | 42.8 |
| 5. Service & sales workers | 59,335 | 1,173 | 78 | 339 | 394 | 715 | 2,344 | 16,039 | 20,888 | 8,632 | 2,996 | 3,486 | 1,715 | 536 | - | 47.8 |
| 6. Skilled agricultural,forestry & fishery workers | 16,810 | 612 | 162 | 514 | 687 | 1,048 | 3,024 | 4,912 | 3,953 | 1,233 | 391 | 160 | 99 | 15 | - | 36.1 |
| 7. Craft & related trades workers | 82,789 | 2,488 | 215 | 780 | 749 | 1,659 | 5,739 | 26,530 | 32,443 | 8,912 | 2,012 | 881 | 291 | 90 | - | 42.0 |
| 8. Plant & machine operators & assemblers | 42,946 | 730 | 71 | 304 | 321 | 579 | 1,901 | 10,897 | 17,310 | 6,989 | 2,032 | 1,220 | 426 | 166 | - | 46.1 |
| 9. Elementary occupations | 43,921 | 918 | 113 | 401 | 499 | 951 | 4,113 | 17,438 | 13,926 | 3,778 | 969 | 597 | 160 | 58 | - | 41.1 |
| 10. Not stated | 913 | 29 | 1 | 1 | 2 | 1 | 34 | 97 | 696 | 37 | 6 | 5 | 4 | - | - | 45.6 |
| Female | | | | | | | | | | | | | | | | |
| All occupations | 185,128 | 4,047 | 1,252 | 3,541 | 4,163 | 5,658 | 20,316 | 68,957 | 55,317 | 15,867 | 3,350 | 1,634 | 752 | 274 | - | 39.3 |
| 1. Managers | 8,336 | 217 | 33 | 83 | 101 | 173 | 629 | 3,298 | 2,578 | 798 | 202 | 124 | 74 | 26 | - | 41.6 |
| 2. Professionals | 22,685 | 523 | 164 | 313 | 254 | 303 | 5,179 | 12,429 | 2,822 | 476 | 109 | 64 | 30 | 19 | - | 35.1 |
| 3. Technicians & associate professionals | 18,374 | 379 | 54 | 112 | 102 | 136 | 633 | 10,369 | 5,044 | 1,154 | 247 | 94 | 33 | 17 | - | 40.4 |
| 4. Clerical support workers | 26,491 | 511 | 23 | 108 | 79 | 156 | 1,106 | 15,460 | 7,535 | 1,252 | 171 | 63 | 21 | 6 | - | 40.1 |
| 5. Service & sales workers | 37,647 | 908 | 209 | 611 | 649 | 1,062 | 3,124 | 10,592 | 12,871 | 4,742 | 1,426 | 902 | 399 | 152 | - | 42.6 |
| 6. Skilled agricultural,forestry & fishery workers | 4,228 | 161 | 154 | 430 | 486 | 412 | 945 | 822 | 621 | 132 | 39 | 18 | 7 | 1 | - | 27.4 |
| 7. Craft & related trades workers | 8,921 | 253 | 91 | 233 | 246 | 339 | 860 | 2,375 | 3,393 | 874 | 171 | 60 | 15 | 11 | - | 39.5 |
| 8. Plant & machine operators & assemblers | 18,417 | 348 | 14 | 61 | 51 | 78 | 321 | 3,115 | 10,116 | 3,706 | 441 | 132 | 30 | 4 | - | 46.4 |
| 9. Elementary occupations | 39,678 | 730 | 506 | 1,587 | 2,192 | 2,998 | 7,501 | 10,450 | 10,114 | 2,703 | 540 | 176 | 143 | 38 | - | 35.0 |
| 10. Not stated | 351 | 17 | 4 | 3 | 3 | 1 | 18 | 47 | 223 | 30 | 4 | 1 | - | - | - | 42.9 |

Table CA22 - Currently employed population 16 years of age and over by number of hours worked during the reference week, major occupational group and sex

| Country, Island, Occupation (major group) and Sex | Total | Number of hours worked during the week | | | | | | | | | | | | | Average hours worked | |
|---|---------|--|-------|-------|-------|--------|--------|---------|---------|--------|--------|-------|-------|-------|----------------------------|---------------|
| | | 0 | 1-5 | 6-10 | 11-15 | 16-20 | 21-30 | 31-40 | 41-50 | 51-60 | 61-70 | 71-80 | 81-90 | 91+ | | Not stated |
| Island of Mauritius | | | | | | | | | | | | | | | | |
| Both sexes | | | | | | | | | | | | | | | | |
| All occupations | 506,783 | 10,792 | 1,753 | 5,527 | 6,420 | 10,580 | 40,022 | 180,047 | 170,839 | 52,823 | 13,704 | 8,993 | 3,928 | 1,355 | - | 42.1 |
| 1. Managers | 28,854 | 597 | 75 | 190 | 199 | 346 | 1,388 | 9,745 | 10,285 | 3,734 | 1,174 | 642 | 348 | 131 | - | 44.7 |
| 2. Professionals | 44,022 | 911 | 221 | 494 | 406 | 578 | 7,507 | 23,344 | 7,803 | 1,788 | 462 | 275 | 157 | 76 | - | 37.4 |
| 3. Technicians & associate professionals | 47,216 | 823 | 95 | 226 | 209 | 337 | 1,446 | 23,808 | 14,880 | 3,793 | 885 | 475 | 162 | 77 | - | 42.0 |
| 4. Clerical support workers | 43,210 | 691 | 30 | 157 | 129 | 234 | 1,559 | 23,353 | 13,676 | 2,605 | 470 | 207 | 69 | 30 | - | 41.2 |
| 5. Service & sales workers | 94,112 | 1,959 | 271 | 890 | 1,016 | 1,726 | 5,294 | 25,713 | 33,006 | 13,031 | 4,281 | 4,210 | 2,050 | 665 | - | 45.8 |
| 6. Skilled agricultural,forestry & fishery . . workers | 16,630 | 561 | 136 | 431 | 582 | 978 | 2,970 | 5,028 | 4,110 | 1,217 | 356 | 155 | 92 | 14 | - | 36.6 |
| 7. Craft & related trades workers | 89,501 | 2,597 | 277 | 917 | 913 | 1,883 | 6,313 | 28,189 | 35,312 | 9,627 | 2,142 | 931 | 302 | 98 | - | 41.9 |
| 8. Plant & machine operators & assemblers | 60,728 | 1,052 | 83 | 350 | 361 | 650 | 2,187 | 13,798 | 27,255 | 10,606 | 2,437 | 1,332 | 449 | 168 | - | 46.2 |
| 9. Elementary occupations | 81,266 | 1,558 | 560 | 1,868 | 2,601 | 3,846 | 11,309 | 26,932 | 23,596 | 6,357 | 1,487 | 761 | 295 | 96 | - | 38.3 |
| 10. Not stated | 1,244 | 43 | 5 | 4 | 4 | 2 | 49 | 137 | 916 | 65 | 10 | 5 | 4 | - | - | 45.0 |
| Male | | | | | | | | | | | | | | | | |
| All occupations | 327,546 | 7,047 | 716 | 2,530 | 2,747 | 5,311 | 20,716 | 112,741 | 116,339 | 37,208 | 10,446 | 7,440 | 3,214 | 1,091 | - | 43.5 |
| 1. Managers | 20,684 | 390 | 44 | 110 | 107 | 176 | 781 | 6,480 | 7,746 | 2,963 | 979 | 525 | 276 | 107 | - | 45.9 |
| 2. Professionals | 21,841 | 405 | 64 | 194 | 157 | 288 | 2,498 | 11,149 | 5,019 | 1,314 | 355 | 212 | 128 | 58 | - | 39.7 |
| 3. Technicians & associate professionals | 29,193 | 462 | 48 | 127 | 110 | 203 | 833 | 13,660 | 9,879 | 2,655 | 641 | 384 | 130 | 61 | - | 42.9 |
| 4. Clerical support workers | 17,098 | 203 | 8 | 52 | 55 | 81 | 477 | 8,129 | 6,208 | 1,365 | 300 | 146 | 50 | 24 | - | 42.8 |
| 5. Service & sales workers | 57,655 | 1,112 | 76 | 322 | 382 | 696 | 2,289 | 15,457 | 20,444 | 8,404 | 2,910 | 3,367 | 1,677 | 519 | - | 47.8 |
| 6. Skilled agricultural,forestry & fishery . . workers | 14,306 | 497 | 103 | 329 | 438 | 793 | 2,425 | 4,430 | 3,618 | 1,105 | 328 | 141 | 86 | 13 | - | 37.2 |
| 7. Craft & related trades workers | 81,002 | 2,378 | 203 | 734 | 720 | 1,585 | 5,551 | 25,889 | 31,958 | 8,761 | 1,975 | 873 | 288 | 87 | - | 42.1 |
| 8. Plant & machine operators & assemblers | 42,360 | 711 | 69 | 290 | 311 | 573 | 1,871 | 10,692 | 17,155 | 6,908 | 1,997 | 1,200 | 419 | 164 | - | 46.1 |
| 9. Elementary occupations | 42,506 | 862 | 100 | 371 | 466 | 915 | 3,958 | 16,763 | 13,617 | 3,697 | 955 | 588 | 156 | 58 | - | 41.2 |
| 10. Not stated | 901 | 27 | 1 | 1 | 1 | 1 | 33 | 92 | 695 | 36 | 6 | 4 | 4 | - | - | 45.7 |
| Female | | | | | | | | | | | | | | | | |
| All occupations | 179,237 | 3,745 | 1,037 | 2,997 | 3,673 | 5,269 | 19,306 | 67,306 | 54,500 | 15,615 | 3,258 | 1,553 | 714 | 264 | - | 39.6 |
| 1. Managers | 8,170 | 207 | 31 | 80 | 92 | 170 | 607 | 3,265 | 2,539 | 771 | 195 | 117 | 72 | 24 | - | 41.6 |
| 2. Professionals | 22,181 | 506 | 157 | 300 | 249 | 290 | 5,009 | 12,195 | 2,784 | 474 | 107 | 63 | 29 | 18 | - | 35.2 |
| 3. Technicians & associate professionals | 18,023 | 361 | 47 | 99 | 99 | 134 | 613 | 10,148 | 5,001 | 1,138 | 244 | 91 | 32 | 16 | - | 40.5 |
| 4. Clerical support workers | 26,112 | 488 | 22 | 105 | 74 | 153 | 1,082 | 15,224 | 7,468 | 1,240 | 170 | 61 | 19 | 6 | - | 40.2 |
| 5. Service & sales workers | 36,457 | 847 | 195 | 568 | 634 | 1,030 | 3,005 | 10,256 | 12,562 | 4,627 | 1,371 | 843 | 373 | 146 | - | 42.7 |
| 6. Skilled agricultural,forestry & fishery . . workers | 2,324 | 64 | 33 | 102 | 144 | 185 | 545 | 598 | 492 | 112 | 28 | 14 | 6 | 1 | - | 32.9 |
| 7. Craft & related trades workers | 8,499 | 219 | 74 | 183 | 193 | 298 | 762 | 2,300 | 3,354 | 866 | 167 | 58 | 14 | 11 | - | 40.3 |
| 8. Plant & machine operators & assemblers | 18,368 | 341 | 14 | 60 | 50 | 77 | 316 | 3,106 | 10,100 | 3,698 | 440 | 132 | 30 | 4 | - | 46.5 |
| 9. Elementary occupations | 38,760 | 696 | 460 | 1,497 | 2,135 | 2,931 | 7,351 | 10,169 | 9,979 | 2,660 | 532 | 173 | 139 | 38 | - | 35.2 |
| 10. Not stated | 343 | 16 | 4 | 3 | 3 | 1 | 16 | 45 | 221 | 29 | 4 | 1 | - | - | - | 43.2 |

Table CA22 - Currently employed population 16 years of age and over by number of hours worked during the reference week, major occupational group and sex

| Country, Island, Occupation (major group) and Sex | Total | Number of hours worked during the week | | | | | | | | | | | | | Average hours worked | |
|---|--------|--|-----|------|-------|-------|-------|-------|-------|-------|-------|-------|-------|-----|----------------------------|---------------|
| | | 0 | 1-5 | 6-10 | 11-15 | 16-20 | 21-30 | 31-40 | 41-50 | 51-60 | 61-70 | 71-80 | 81-90 | 91+ | | Not stated |
| Island of Rodrigues | | | | | | | | | | | | | | | | |
| Both sexes | | | | | | | | | | | | | | | | |
| All occupations | 15,415 | 716 | 310 | 856 | 839 | 800 | 2,177 | 4,994 | 2,866 | 1,046 | 374 | 279 | 112 | 46 | - | 34.7 |
| 1. Managers | 430 | 21 | 4 | 5 | 10 | 9 | 33 | 105 | 121 | 69 | 17 | 21 | 8 | 7 | - | 44.1 |
| 2. Professionals | 908 | 29 | 10 | 18 | 10 | 20 | 250 | 449 | 80 | 20 | 12 | 3 | 1 | 6 | - | 33.7 |
| 3. Technicians & associate professionals | 997 | 44 | 9 | 24 | 9 | 10 | 59 | 555 | 185 | 64 | 22 | 9 | 4 | 3 | - | 38.0 |
| 4. Clerical support workers | 605 | 25 | 1 | 5 | 8 | 3 | 33 | 368 | 121 | 28 | 9 | 2 | 2 | - | - | 37.7 |
| 5. Service & sales workers | 2,870 | 122 | 16 | 60 | 27 | 51 | 174 | 918 | 753 | 343 | 141 | 178 | 64 | 23 | - | 44.3 |
| 6. Skilled agricultural,forestry & fishery . . . workers | 4,408 | 212 | 180 | 513 | 591 | 482 | 999 | 706 | 464 | 148 | 74 | 23 | 14 | 2 | - | 25.8 |
| 7. Craft & related trades workers | 2,209 | 144 | 29 | 96 | 82 | 115 | 286 | 716 | 524 | 159 | 41 | 10 | 4 | 3 | - | 34.8 |
| 8. Plant & machine operators & assemblers | 635 | 26 | 2 | 15 | 11 | 7 | 35 | 214 | 171 | 89 | 36 | 20 | 7 | 2 | - | 43.1 |
| 9. Elementary occupations | 2,333 | 90 | 59 | 120 | 90 | 103 | 305 | 956 | 444 | 124 | 22 | 12 | 8 | - | - | 34.0 |
| 10. Not stated | 20 | 3 | - | - | 1 | - | 3 | 7 | 3 | 2 | - | 1 | - | - | - | 33.7 |
| Male | | | | | | | | | | | | | | | | |
| All occupations | 9,524 | 414 | 95 | 312 | 349 | 411 | 1,167 | 3,343 | 2,049 | 794 | 282 | 198 | 74 | 36 | - | 37.6 |
| 1. Managers | 264 | 11 | 2 | 2 | 1 | 6 | 11 | 72 | 82 | 42 | 10 | 14 | 6 | 5 | - | 46.0 |
| 2. Professionals | 404 | 12 | 3 | 5 | 5 | 7 | 80 | 215 | 42 | 18 | 10 | 2 | - | 5 | - | 36.3 |
| 3. Technicians & associate professionals | 646 | 26 | 2 | 11 | 6 | 8 | 39 | 334 | 142 | 48 | 19 | 6 | 3 | 2 | - | 39.3 |
| 4. Clerical support workers | 226 | 2 | - | 2 | 3 | - | 9 | 132 | 54 | 16 | 8 | - | - | - | - | 40.7 |
| 5. Service & sales workers | 1,680 | 61 | 2 | 17 | 12 | 19 | 55 | 582 | 444 | 228 | 86 | 119 | 38 | 17 | - | 46.5 |
| 6. Skilled agricultural,forestry & fishery . . . workers | 2,504 | 115 | 59 | 185 | 249 | 255 | 599 | 482 | 335 | 128 | 63 | 19 | 13 | 2 | - | 29.7 |
| 7. Craft & related trades workers | 1,787 | 110 | 12 | 46 | 29 | 74 | 188 | 641 | 485 | 151 | 37 | 8 | 3 | 3 | - | 37.3 |
| 8. Plant & machine operators & assemblers | 586 | 19 | 2 | 14 | 10 | 6 | 30 | 205 | 155 | 81 | 35 | 20 | 7 | 2 | - | 43.7 |
| 9. Elementary occupations | 1,415 | 56 | 13 | 30 | 33 | 36 | 155 | 675 | 309 | 81 | 14 | 9 | 4 | - | - | 36.8 |
| 10. Not stated | 12 | 2 | - | - | 1 | - | 1 | 5 | 1 | 1 | - | 1 | - | - | - | 34.3 |
| Female | | | | | | | | | | | | | | | | |
| All occupations | 5,891 | 302 | 215 | 544 | 490 | 389 | 1,010 | 1,651 | 817 | 252 | 92 | 81 | 38 | 10 | - | 30.0 |
| 1. Managers | 166 | 10 | 2 | 3 | 9 | 3 | 22 | 33 | 39 | 27 | 7 | 7 | 2 | 2 | - | 41.1 |
| 2. Professionals | 504 | 17 | 7 | 13 | 5 | 13 | 170 | 234 | 38 | 2 | 2 | 1 | 1 | 1 | - | 31.6 |
| 3. Technicians & associate professionals | 351 | 18 | 7 | 13 | 3 | 2 | 20 | 221 | 43 | 16 | 3 | 3 | 1 | 1 | - | 35.6 |
| 4. Clerical support workers | 379 | 23 | 1 | 3 | 5 | 3 | 24 | 236 | 67 | 12 | 1 | 2 | 2 | - | - | 35.8 |
| 5. Service & sales workers | 1,190 | 61 | 14 | 43 | 15 | 32 | 119 | 336 | 309 | 115 | 55 | 59 | 26 | 6 | - | 41.3 |
| 6. Skilled agricultural,forestry & fishery . . . workers | 1,904 | 97 | 121 | 328 | 342 | 227 | 400 | 224 | 129 | 20 | 11 | 4 | 1 | - | - | 20.7 |
| 7. Craft & related trades workers | 422 | 34 | 17 | 50 | 53 | 41 | 98 | 75 | 39 | 8 | 4 | 2 | 1 | - | - | 24.3 |
| 8. Plant & machine operators & assemblers | 49 | 7 | - | 1 | 1 | 1 | 5 | 9 | 16 | 8 | 1 | - | - | - | - | 35.9 |
| 9. Elementary occupations | 918 | 34 | 46 | 90 | 57 | 67 | 150 | 281 | 135 | 43 | 8 | 3 | 4 | - | - | 29.8 |
| 10. Not stated | 8 | 1 | - | - | - | - | 2 | 2 | 2 | 1 | - | - | - | - | - | 32.8 |

Table CA23 - Currently employed population 16 years of age and over by number of hours worked during the reference week, sector of employment and sex

| Country, Island, Sector of employment and Sex | Total | Number of hours worked during the week | | | | | | | | | | | | | Average hours worked | |
|--|---------|--|-------|-------|-------|--------|--------|---------|---------|--------|--------|-------|-------|-------|----------------------------|---------------|
| | | 0 | 1-5 | 6-10 | 11-15 | 16-20 | 21-30 | 31-40 | 41-50 | 51-60 | 61-70 | 71-80 | 81-90 | 91+ | | Not stated |
| Republic of Mauritius | | | | | | | | | | | | | | | | |
| Both sexes. | 522,198 | 11,508 | 2,063 | 6,383 | 7,259 | 11,380 | 42,199 | 185,041 | 173,705 | 53,869 | 14,078 | 9,272 | 4,040 | 1,401 | - | 41.9 |
| Central Government. | 55,840 | 1,156 | 65 | 174 | 133 | 210 | 4,239 | 32,706 | 12,486 | 2,752 | 733 | 716 | 250 | 220 | - | 40.2 |
| Local Government. | 6,794 | 104 | 9 | 29 | 74 | 102 | 876 | 4,093 | 1,220 | 191 | 48 | 34 | 10 | 4 | - | 38.1 |
| Municipal Councils | 4,492 | 61 | 8 | 13 | 24 | 59 | 535 | 2,853 | 775 | 110 | 20 | 23 | 8 | 3 | - | 38.3 |
| District Councils. | 2,302 | 43 | 1 | 16 | 50 | 43 | 341 | 1,240 | 445 | 81 | 28 | 11 | 2 | 1 | - | 37.7 |
| Publicly owned and/or controlled enterprises. | 32,118 | 575 | 39 | 143 | 127 | 202 | 1,247 | 20,037 | 7,362 | 1,638 | 375 | 225 | 107 | 41 | - | 40.5 |
| Privately owned business | | | | | | | | | | | | | | | | |
| Export Oriented Enterprise (EOE) . | 46,135 | 676 | 14 | 70 | 51 | 98 | 448 | 7,924 | 25,107 | 9,119 | 1,497 | 802 | 247 | 82 | - | 47.6 |
| Other. | 359,352 | 8,615 | 1,473 | 4,647 | 5,198 | 8,568 | 30,002 | 115,753 | 123,165 | 39,030 | 11,146 | 7,392 | 3,347 | 1,016 | - | 42.3 |
| Private household services. | 19,627 | 345 | 460 | 1,318 | 1,671 | 2,198 | 5,361 | 4,458 | 2,687 | 738 | 188 | 99 | 67 | 37 | - | 29.7 |
| Not stated. | 2,332 | 37 | 3 | 2 | 5 | 2 | 26 | 70 | 1,678 | 401 | 91 | 4 | 12 | 1 | - | 49.8 |
| Male. | 337,070 | 7,461 | 811 | 2,842 | 3,096 | 5,722 | 21,883 | 116,084 | 118,388 | 38,002 | 10,728 | 7,638 | 3,288 | 1,127 | - | 43.3 |
| Central Government. | 35,533 | 725 | 17 | 85 | 58 | 102 | 1,679 | 19,213 | 9,752 | 2,231 | 612 | 646 | 214 | 199 | - | 41.9 |
| Local Government. | 5,754 | 92 | 4 | 15 | 23 | 77 | 753 | 3,391 | 1,129 | 176 | 48 | 32 | 10 | 4 | - | 38.7 |
| Municipal Councils | 3,774 | 53 | 4 | 8 | 19 | 52 | 443 | 2,338 | 702 | 102 | 20 | 22 | 8 | 3 | - | 38.7 |
| District Councils. | 1,980 | 39 | - | 7 | 4 | 25 | 310 | 1,053 | 427 | 74 | 28 | 10 | 2 | 1 | - | 38.7 |
| Publicly owned and/or controlled enterprises. | 23,017 | 393 | 19 | 88 | 67 | 135 | 704 | 13,556 | 5,922 | 1,449 | 345 | 202 | 97 | 40 | - | 41.5 |
| Privately owned business | | | | | | | | | | | | | | | | |
| Export Oriented Enterprise (EOE) . | 18,815 | 186 | 6 | 26 | 22 | 43 | 130 | 2,999 | 10,014 | 3,931 | 727 | 551 | 117 | 63 | - | 48.7 |
| Other. | 250,235 | 5,965 | 698 | 2,493 | 2,783 | 5,121 | 18,048 | 76,173 | 90,308 | 30,019 | 8,841 | 6,167 | 2,808 | 811 | - | 43.5 |
| Private household services. | 2,833 | 77 | 67 | 134 | 141 | 243 | 553 | 704 | 601 | 173 | 65 | 36 | 30 | 9 | - | 34.5 |
| Not stated. | 883 | 23 | - | 1 | 2 | 1 | 16 | 48 | 662 | 23 | 90 | 4 | 12 | 1 | - | 48.9 |
| Female. | 185,128 | 4,047 | 1,252 | 3,541 | 4,163 | 5,658 | 20,316 | 68,957 | 55,317 | 15,867 | 3,350 | 1,634 | 752 | 274 | - | 39.3 |
| Central Government. | 20,307 | 431 | 48 | 89 | 75 | 108 | 2,560 | 13,493 | 2,734 | 521 | 121 | 70 | 36 | 21 | - | 37.0 |
| Local Government. | 1,040 | 12 | 5 | 14 | 51 | 25 | 123 | 702 | 91 | 15 | - | 2 | - | - | - | 34.7 |
| Municipal Councils | 718 | 8 | 4 | 5 | 5 | 7 | 92 | 515 | 73 | 8 | - | 1 | - | - | - | 36.2 |
| District Councils. | 322 | 4 | 1 | 9 | 46 | 18 | 31 | 187 | 18 | 7 | - | 1 | - | - | - | 31.5 |
| Publicly owned and/or controlled enterprises. | 9,101 | 182 | 20 | 55 | 60 | 67 | 543 | 6,481 | 1,440 | 189 | 30 | 23 | 10 | 1 | - | 37.9 |
| Privately owned business | | | | | | | | | | | | | | | | |
| Export Oriented Enterprise (EOE) . | 27,320 | 490 | 8 | 44 | 29 | 55 | 318 | 4,925 | 15,093 | 5,188 | 770 | 251 | 130 | 19 | - | 46.8 |
| Other. | 109,117 | 2,650 | 775 | 2,154 | 2,415 | 3,447 | 11,954 | 39,580 | 32,857 | 9,011 | 2,305 | 1,225 | 539 | 205 | - | 39.5 |
| Private household services. | 16,794 | 268 | 393 | 1,184 | 1,530 | 1,955 | 4,808 | 3,754 | 2,086 | 565 | 123 | 63 | 37 | 28 | - | 28.9 |
| Not stated. | 1,449 | 14 | 3 | 1 | 3 | 1 | 10 | 22 | 1,016 | 378 | 1 | - | - | - | - | 50.3 |

Table CA23 - Currently employed population 16 years of age and over by number of hours worked during the reference week, sector of employment and sex

| Country, Island, Sector of employment and Sex | Total | Number of hours worked during the week | | | | | | | | | | | | | Average hours worked | |
|--|---------|--|-------|-------|-------|--------|--------|---------|---------|--------|--------|-------|-------|-------|----------------------------|---------------|
| | | 0 | 1-5 | 6-10 | 11-15 | 16-20 | 21-30 | 31-40 | 41-50 | 51-60 | 61-70 | 71-80 | 81-90 | 91+ | | Not stated |
| Island of Mauritius | | | | | | | | | | | | | | | | |
| Both sexes. | 506,783 | 10,792 | 1,753 | 5,527 | 6,420 | 10,580 | 40,022 | 180,047 | 170,839 | 52,823 | 13,704 | 8,993 | 3,928 | 1,355 | - | 42.1 |
| Central Government. | 52,876 | 1,065 | 51 | 155 | 120 | 194 | 4,035 | 30,894 | 11,986 | 2,593 | 685 | 652 | 241 | 205 | - | 40.2 |
| Local Government. | 6,774 | 103 | 9 | 29 | 74 | 102 | 875 | 4,084 | 1,213 | 190 | 48 | 33 | 10 | 4 | - | 38.1 |
| Municipal Councils | 4,485 | 61 | 8 | 13 | 24 | 59 | 535 | 2,850 | 771 | 110 | 20 | 23 | 8 | 3 | - | 38.3 |
| District Councils. | 2,289 | 42 | 1 | 16 | 50 | 43 | 340 | 1,234 | 442 | 80 | 28 | 10 | 2 | 1 | - | 37.7 |
| Publicly owned and/or controlled enterprises. | 31,349 | 548 | 37 | 124 | 115 | 190 | 1,209 | 19,589 | 7,208 | 1,596 | 366 | 221 | 106 | 40 | - | 40.5 |
| Privately owned business | | | | | | | | | | | | | | | | |
| Export Oriented Enterprise (EOE) . | 46,067 | 671 | 14 | 69 | 51 | 98 | 447 | 7,910 | 25,080 | 9,105 | 1,495 | 798 | 247 | 82 | - | 47.6 |
| Other. | 348,391 | 8,044 | 1,218 | 3,905 | 4,444 | 7,855 | 28,193 | 113,171 | 121,073 | 38,225 | 10,837 | 7,193 | 3,247 | 986 | - | 42.5 |
| Private household services. | 19,008 | 326 | 421 | 1,243 | 1,613 | 2,139 | 5,239 | 4,335 | 2,602 | 713 | 182 | 93 | 65 | 37 | - | 29.8 |
| Not stated. | 2,318 | 35 | 3 | 2 | 3 | 2 | 24 | 64 | 1,677 | 401 | 91 | 3 | 12 | 1 | - | 49.9 |
| Male. | 327,546 | 7,047 | 716 | 2,530 | 2,747 | 5,311 | 20,716 | 112,741 | 116,339 | 37,208 | 10,446 | 7,440 | 3,214 | 1,091 | - | 43.5 |
| Central Government. | 33,398 | 666 | 12 | 75 | 47 | 91 | 1,558 | 17,946 | 9,360 | 2,096 | 571 | 586 | 205 | 185 | - | 42.0 |
| Local Government. | 5,738 | 91 | 4 | 15 | 23 | 77 | 752 | 3,383 | 1,125 | 175 | 48 | 31 | 10 | 4 | - | 38.7 |
| Municipal Councils | 3,769 | 53 | 4 | 8 | 19 | 52 | 443 | 2,335 | 700 | 102 | 20 | 22 | 8 | 3 | - | 38.7 |
| District Councils. | 1,969 | 38 | - | 7 | 4 | 25 | 309 | 1,048 | 425 | 73 | 28 | 9 | 2 | 1 | - | 38.7 |
| Publicly owned and/or controlled enterprises. | 22,409 | 372 | 19 | 73 | 58 | 127 | 673 | 13,216 | 5,792 | 1,409 | 337 | 198 | 96 | 39 | - | 41.6 |
| Privately owned business | | | | | | | | | | | | | | | | |
| Export Oriented Enterprise (EOE) . | 18,786 | 185 | 6 | 26 | 22 | 43 | 130 | 2,992 | 10,000 | 3,927 | 726 | 549 | 117 | 63 | - | 48.7 |
| Other. | 243,600 | 5,637 | 612 | 2,212 | 2,469 | 4,739 | 17,054 | 74,471 | 88,816 | 29,408 | 8,610 | 6,038 | 2,744 | 790 | - | 43.7 |
| Private household services. | 2,742 | 75 | 63 | 128 | 127 | 233 | 534 | 689 | 585 | 170 | 64 | 35 | 30 | 9 | - | 34.7 |
| Not stated. | 873 | 21 | - | 1 | 1 | 1 | 15 | 44 | 661 | 23 | 90 | 3 | 12 | 1 | - | 49.1 |
| Female. | 179,237 | 3,745 | 1,037 | 2,997 | 3,673 | 5,269 | 19,306 | 67,306 | 54,500 | 15,615 | 3,258 | 1,553 | 714 | 264 | - | 39.6 |
| Central Government. | 19,478 | 399 | 39 | 80 | 73 | 103 | 2,477 | 12,948 | 2,626 | 497 | 114 | 66 | 36 | 20 | - | 37.0 |
| Local Government. | 1,036 | 12 | 5 | 14 | 51 | 25 | 123 | 701 | 88 | 15 | - | 2 | - | - | - | 34.7 |
| Municipal Councils | 716 | 8 | 4 | 5 | 5 | 7 | 92 | 515 | 71 | 8 | - | 1 | - | - | - | 36.2 |
| District Councils. | 320 | 4 | 1 | 9 | 46 | 18 | 31 | 186 | 17 | 7 | - | 1 | - | - | - | 31.4 |
| Publicly owned and/or controlled enterprises. | 8,940 | 176 | 18 | 51 | 57 | 63 | 536 | 6,373 | 1,416 | 187 | 29 | 23 | 10 | 1 | - | 38.0 |
| Privately owned business | | | | | | | | | | | | | | | | |
| Export Oriented Enterprise (EOE) . | 27,281 | 486 | 8 | 43 | 29 | 55 | 317 | 4,918 | 15,080 | 5,178 | 769 | 249 | 130 | 19 | - | 46.8 |
| Other. | 104,791 | 2,407 | 606 | 1,693 | 1,975 | 3,116 | 11,139 | 38,700 | 32,257 | 8,817 | 2,227 | 1,155 | 503 | 196 | - | 39.9 |
| Private household services. | 16,266 | 251 | 358 | 1,115 | 1,486 | 1,906 | 4,705 | 3,646 | 2,017 | 543 | 118 | 58 | 35 | 28 | - | 29.0 |
| Not stated. | 1,445 | 14 | 3 | 1 | 2 | 1 | 9 | 20 | 1,016 | 378 | 1 | - | - | - | - | 50.4 |

Table CA23 - Currently employed population 16 years of age and over by number of hours worked during the reference week, sector of employment and sex

| Country, Island, Sector of employment and Sex | Total | Number of hours worked during the week | | | | | | | | | | | | | Average hours worked | |
|--|--------|--|-----|------|-------|-------|-------|-------|-------|-------|-------|-------|-------|-----|----------------------------|---------------|
| | | 0 | 1-5 | 6-10 | 11-15 | 16-20 | 21-30 | 31-40 | 41-50 | 51-60 | 61-70 | 71-80 | 81-90 | 91+ | | Not stated |
| Island of Rodrigues | | | | | | | | | | | | | | | | |
| Both sexes. | 15,415 | 716 | 310 | 856 | 839 | 800 | 2,177 | 4,994 | 2,866 | 1,046 | 374 | 279 | 112 | 46 | - | 34.7 |
| Central Government. | 2,964 | 91 | 14 | 19 | 13 | 16 | 204 | 1,812 | 500 | 159 | 48 | 64 | 9 | 15 | - | 39.6 |
| Local Government. | 20 | 1 | - | - | - | - | 1 | 9 | 7 | 1 | - | 1 | - | - | - | 41.7 |
| Municipal Councils | 7 | - | - | - | - | - | - | 3 | 4 | - | - | - | - | - | - | 42.1 |
| District Councils. | 13 | 1 | - | - | - | - | 1 | 6 | 3 | 1 | - | 1 | - | - | - | 41.4 |
| Publicly owned and/or controlled enterprises. | 769 | 27 | 2 | 19 | 12 | 12 | 38 | 448 | 154 | 42 | 9 | 4 | 1 | 1 | - | 38.0 |
| Privately owned business | | | | | | | | | | | | | | | | |
| Export Oriented Enterprise (EOE) . | 68 | 5 | - | 1 | - | - | 1 | 14 | 27 | 14 | 2 | 4 | - | - | - | 45.3 |
| Other. | 10,961 | 571 | 255 | 742 | 754 | 713 | 1,809 | 2,582 | 2,092 | 805 | 309 | 199 | 100 | 30 | - | 33.5 |
| Private household services. | 619 | 19 | 39 | 75 | 58 | 59 | 122 | 123 | 85 | 25 | 6 | 6 | 2 | - | - | 27.0 |
| Not stated. | 14 | 2 | - | - | 2 | - | 2 | 6 | 1 | - | - | 1 | - | - | - | 30.5 |
| Male. | 9,524 | 414 | 95 | 312 | 349 | 411 | 1,167 | 3,343 | 2,049 | 794 | 282 | 198 | 74 | 36 | - | 37.6 |
| Central Government. | 2,135 | 59 | 5 | 10 | 11 | 11 | 121 | 1,267 | 392 | 135 | 41 | 60 | 9 | 14 | - | 40.9 |
| Local Government. | 16 | 1 | - | - | - | - | 1 | 8 | 4 | 1 | - | 1 | - | - | - | 41.1 |
| Municipal Councils | 5 | - | - | - | - | - | - | 3 | 2 | - | - | - | - | - | - | 41.4 |
| District Councils. | 11 | 1 | - | - | - | - | 1 | 5 | 2 | 1 | - | 1 | - | - | - | 40.9 |
| Publicly owned and/or controlled enterprises. | 608 | 21 | - | 15 | 9 | 8 | 31 | 340 | 130 | 40 | 8 | 4 | 1 | 1 | - | 38.7 |
| Privately owned business | | | | | | | | | | | | | | | | |
| Export Oriented Enterprise (EOE) . | 29 | 1 | - | - | - | - | - | 7 | 14 | 4 | 1 | 2 | - | - | - | 46.6 |
| Other. | 6,635 | 328 | 86 | 281 | 314 | 382 | 994 | 1,702 | 1,492 | 611 | 231 | 129 | 64 | 21 | - | 36.6 |
| Private household services. | 91 | 2 | 4 | 6 | 14 | 10 | 19 | 15 | 16 | 3 | 1 | 1 | - | - | - | 28.4 |
| Not stated. | 10 | 2 | - | - | 1 | - | 1 | 4 | 1 | - | - | 1 | - | - | - | 31.1 |
| Female. | 5,891 | 302 | 215 | 544 | 490 | 389 | 1,010 | 1,651 | 817 | 252 | 92 | 81 | 38 | 10 | - | 30.0 |
| Central Government. | 829 | 32 | 9 | 9 | 2 | 5 | 83 | 545 | 108 | 24 | 7 | 4 | - | 1 | - | 36.3 |
| Local Government. | 4 | - | - | - | - | - | - | 1 | 3 | - | - | - | - | - | - | 44.0 |
| Municipal Councils | 2 | - | - | - | - | - | - | - | 2 | - | - | - | - | - | - | 44.0 |
| District Councils. | 2 | - | - | - | - | - | - | 1 | 1 | - | - | - | - | - | - | 44.0 |
| Publicly owned and/or controlled enterprises. | 161 | 6 | 2 | 4 | 3 | 4 | 7 | 108 | 24 | 2 | 1 | - | - | - | - | 35.5 |
| Privately owned business | | | | | | | | | | | | | | | | |
| Export Oriented Enterprise (EOE) . | 39 | 4 | - | 1 | - | - | 1 | 7 | 13 | 10 | 1 | 2 | - | - | - | 44.3 |
| Other. | 4,326 | 243 | 169 | 461 | 440 | 331 | 815 | 880 | 600 | 194 | 78 | 70 | 36 | 9 | - | 28.9 |
| Private household services. | 528 | 17 | 35 | 69 | 44 | 49 | 103 | 108 | 69 | 22 | 5 | 5 | 2 | - | - | 26.8 |
| Not stated. | 4 | - | - | - | 1 | - | 1 | 2 | - | - | - | - | - | - | - | 29.0 |

Table CA24 - Average number of hours worked during the reference week by major occupational group, industry (section) and sex

| Country, Island, Industry (Section) and Sex | Total | Major occupational group | | | | | | | | | |
|--|-------|--------------------------|---------------------|--|--------------------------------|---------------------------------|---|---|---|---------------------------|---------------|
| | | Managers | Profession- nals | Technicians & associate profession- als | Clerical support workers | Service and Sales workers | Skilled agricultural forestry and fishery workers | Craft and related trades workers | Plant and machine operators & assemblers | Elementary occupations | Not stated |
| Republic of Mauritius | | | | | | | | | | | |
| Both sexes | 41.9 | 44.7 | 37.3 | 41.9 | 41.1 | 45.8 | 34.3 | 41.7 | 46.2 | 38.2 | 44.8 |
| A: Agriculture, forestry & fishing | 35.5 | 42.7 | 38.8 | 41.3 | 41.7 | 53.4 | 32.7 | 44.7 | 46.4 | 34.9 | 43.0 |
| B: Mining & quarrying | 44.6 | 45.2 | 44.3 | 50.0 | 42.9 | 48.2 | 46.8 | 42.3 | 48.3 | 40.0 | - |
| C: Manufacturing | 45.3 | 45.6 | 43.7 | 46.3 | 44.1 | 47.4 | 41.9 | 42.4 | 47.4 | 46.1 | 47.8 |
| D: Electricity, gas, steam & air conditioning supply | 41.7 | 42.4 | 39.8 | 42.1 | 39.2 | 37.9 | 33.6 | 43.1 | 44.2 | 40.7 | - |
| E: Water supply; sewerage, waste management & remediation activities | 41.1 | 43.9 | 38.7 | 40.9 | 38.3 | 48.1 | 42.7 | 42.1 | 42.9 | 39.8 | 40.0 |
| F: Construction | 41.7 | 45.5 | 44.1 | 45.2 | 43.0 | 55.1 | 38.1 | 40.7 | 46.6 | 43.4 | 45.4 |
| G: Wholesale and retail trade; repair of motor vehicles & motorcycles | 44.3 | 45.1 | 42.7 | 43.0 | 42.7 | 45.5 | 38.3 | 42.6 | 45.9 | 41.8 | 39.4 |
| H: Transportation and storage | 43.3 | 44.8 | 41.4 | 41.5 | 41.8 | 44.4 | 37.4 | 43.6 | 44.0 | 40.9 | 42.2 |
| I: Accommodation & food service activities | 44.7 | 48.5 | 40.6 | 46.5 | 44.9 | 44.6 | 43.9 | 45.0 | 44.9 | 42.9 | 47.5 |
| J: Information & communication | 42.0 | 43.2 | 41.7 | 41.8 | 41.4 | 42.4 | 39.7 | 43.1 | 45.5 | 41.1 | 39.0 |
| K: Financial & insurance activities | 41.1 | 43.2 | 41.3 | 39.9 | 40.1 | 44.6 | 41.5 | 45.7 | 45.3 | 42.0 | 39.4 |
| L: Real estate activities | 41.6 | 43.2 | 41.5 | 39.2 | 39.9 | 46.3 | 42.0 | 43.8 | 46.2 | 39.2 | - |
| M: Professional, scientific & technical activities | 41.6 | 43.5 | 41.4 | 40.7 | 39.4 | 45.9 | 39.3 | 44.8 | 44.6 | 40.6 | 41.8 |
| N: Administrative & support service activities | 46.9 | 44.0 | 41.7 | 42.8 | 42.5 | 57.5 | 40.0 | 43.4 | 47.6 | 40.6 | 40.2 |
| O: Public administration & defence; compulsory social security | 40.9 | 40.4 | 36.9 | 38.0 | 36.6 | 46.0 | 39.5 | 39.6 | 42.1 | 39.1 | 34.0 |
| P: Education | 34.6 | 35.9 | 33.0 | 36.0 | 36.4 | 40.5 | 39.8 | 39.3 | 37.7 | 37.9 | 35.9 |
| Q: Human health & social work activities | 42.2 | 43.2 | 44.1 | 41.7 | 39.2 | 43.0 | 42.8 | 41.0 | 43.6 | 42.2 | 46.5 |
| R: Arts, entertainment & recreation | 41.1 | 43.9 | 33.3 | 40.6 | 39.1 | 44.0 | 45.1 | 43.1 | 45.0 | 41.2 | 42.3 |
| S: Other service activities | 39.4 | 43.6 | 35.1 | 38.1 | 38.5 | 40.1 | 39.5 | 40.6 | 47.4 | 38.7 | 32.5 |
| T: Activities of households as employers | 29.7 | 34.5 | - | 41.9 | - | 39.3 | 31.4 | 22.4 | 41.7 | 28.1 | 40.0 |
| U: Activities of extra territorial organisations & bodies | 40.3 | 40.4 | 39.9 | 40.0 | 39.4 | 44.4 | 42.0 | 32.4 | 42.9 | 38.0 | 40.0 |
| Not stated | 49.2 | 45.6 | 47.1 | 49.6 | 38.9 | 52.7 | 56.5 | 52.1 | 59.6 | 54.8 | 43.2 |

Table CA24 - Average number of hours worked during the reference week by major occupational group, industry (section) and sex

| Country, Island, Industry (Section) and Sex | Total | Major occupational group | | | | | | | | | | |
|--|-------|--------------------------|--------------------|--|--------------------------------|---------------------------------|---|---|---|---------------------------|---------------|--|
| | | Managers | Profession- als | Technicians & associate profession- als | Clerical support workers | Service and Sales workers | Skilled agricultural forestry and fishery workers | Craft and related trades workers | Plant and machine operators & assemblers | Elementary occupations | Not stated | |
| Republic of Mauritius | | | | | | | | | | | | |
| Male | 43.3 | 45.9 | 39.6 | 42.8 | 42.8 | 47.8 | 36.1 | 42.0 | 46.1 | 41.1 | 45.6 | |
| A: Agriculture, forestry & fishing | 37.9 | 43.2 | 40.1 | 42.3 | 42.5 | 54.2 | 35.0 | 44.9 | 46.5 | 37.2 | 43.0 | |
| B: Mining & quarrying | 45.5 | 45.6 | 45.9 | 50.4 | 48.3 | 50.7 | 46.8 | 42.3 | 48.4 | 41.7 | - | |
| C: Manufacturing. | 45.8 | 46.7 | 44.3 | 46.9 | 45.4 | 49.5 | 42.0 | 43.3 | 48.5 | 46.2 | 47.5 | |
| D: Electricity, gas, steam & air conditioning supply. | 42.0 | 43.0 | 40.1 | 42.4 | 40.1 | 37.7 | 33.6 | 43.1 | 44.2 | 40.6 | - | |
| E: Water supply; sewerage, waste management & remediation activities | 41.6 | 44.9 | 39.0 | 41.3 | 40.9 | 49.0 | 44.6 | 42.2 | 43.2 | 39.9 | 40.0 | |
| F: Construction | 41.8 | 45.9 | 44.5 | 45.4 | 45.7 | 57.3 | 38.6 | 40.7 | 46.7 | 43.9 | 45.6 | |
| G: Wholesale and retail trade; repair of motor vehicles & motorcycles | 45.1 | 46.2 | 44.1 | 43.9 | 44.2 | 47.0 | 39.0 | 42.7 | 46.1 | 42.8 | 40.7 | |
| H: Transportation and storage | 43.8 | 45.7 | 41.9 | 42.0 | 42.8 | 45.6 | 37.6 | 43.6 | 44.1 | 41.3 | 43.1 | |
| I: Accommodation & food service activities | 46.0 | 50.1 | 40.5 | 47.1 | 45.8 | 45.9 | 44.0 | 45.7 | 44.9 | 44.4 | 48.8 | |
| J: Information & communication. | 42.7 | 44.1 | 42.4 | 42.1 | 42.2 | 44.3 | 39.7 | 43.3 | 45.5 | 42.9 | 40.0 | |
| K: Financial & insurance activities | 42.5 | 43.9 | 42.2 | 41.0 | 41.2 | 47.6 | 41.6 | 45.8 | 45.3 | 43.2 | 41.7 | |
| L: Real estate activities | 43.1 | 44.1 | 41.9 | 39.2 | 42.9 | 49.5 | 43.8 | 43.6 | 45.9 | 44.1 | - | |
| M: Professional, scientific & technical activities | 43.0 | 44.9 | 42.4 | 41.5 | 40.6 | 49.3 | 39.3 | 45.0 | 44.7 | 42.2 | 43.0 | |
| N: Administrative & support service activities | 50.1 | 45.6 | 42.2 | 44.2 | 44.1 | 58.6 | 39.9 | 43.5 | 48.2 | 43.3 | 40.2 | |
| O: Public administration & defence; compulsory social security | 42.2 | 41.0 | 38.4 | 39.1 | 37.8 | 46.2 | 39.7 | 39.9 | 42.1 | 39.1 | 40.7 | |
| P: Education. | 36.6 | 37.4 | 34.0 | 37.0 | 37.3 | 43.3 | 39.8 | 40.1 | 37.8 | 40.7 | 33.0 | |
| Q: Human health & social work activities. | 43.4 | 44.3 | 46.1 | 42.5 | 40.5 | 44.7 | 43.3 | 42.2 | 43.8 | 42.3 | 45.0 | |
| R: Arts, entertainment & recreation | 42.2 | 45.4 | 34.4 | 41.1 | 39.9 | 45.3 | 45.4 | 43.6 | 45.7 | 41.6 | 43.3 | |
| S: Other service activities | 42.3 | 46.5 | 39.6 | 40.0 | 41.5 | 45.3 | 39.6 | 41.0 | 48.0 | 41.7 | 29.0 | |
| T: Activities of households as employers. | 34.5 | 34.5 | - | - | - | 53.3 | 31.9 | 25.0 | 43.4 | 30.7 | 35.0 | |
| U: Activities of extra territorial organisations & bodies | 40.9 | 38.5 | 41.1 | 40.1 | 41.8 | 45.7 | 42.0 | 32.4 | 42.9 | 36.8 | - | |
| Not stated. | 44.8 | 42.2 | 57.6 | 30.0 | 36.7 | 50.1 | 56.5 | 48.3 | 51.7 | 31.9 | 45.0 | |

Table CA24 - Average number of hours worked during the reference week by major occupational group, industry (section) and sex

| Country, Island, Industry (Section) and Sex | Total | Major occupational group | | | | | | | | | | |
|---|-------|--------------------------|---------------------|--|--------------------------------|---------------------------------|---|---|---|---------------------------|---------------|--|
| | | Managers | Profession- nals | Technicians & associate profession- als | Clerical support workers | Service and Sales workers | Skilled agricultural forestry and fishery workers | Craft and related trades workers | Plant and machine operators & assemblers | Elementary occupations | Not stated | |
| Republic of Mauritius | | | | | | | | | | | | |
| Female | 39.3 | 41.6 | 35.1 | 40.4 | 40.1 | 42.6 | 27.4 | 39.5 | 46.4 | 35.0 | 42.9 | |
| A: Agriculture, forestry & fishing | 28.6 | 38.2 | 35.7 | 37.6 | 39.7 | 41.2 | 25.0 | 38.7 | 43.8 | 29.8 | - | |
| B: Mining & quarrying | 36.4 | 42.5 | 40.7 | 45.8 | 38.4 | 38.9 | - | - | 42.2 | 29.4 | - | |
| C: Manufacturing | 44.6 | 41.9 | 43.0 | 45.5 | 43.1 | 43.8 | 40.3 | 39.5 | 46.4 | 46.1 | 48.2 | |
| D: Electricity, gas, steam & air conditioning supply. | 38.2 | 38.9 | 38.7 | 37.1 | 37.3 | 38.9 | - | 37.5 | - | 42.7 | - | |
| E: Water supply; sewerage, waste management & remediation activities | 37.8 | 38.3 | 37.4 | 37.6 | 37.2 | 35.7 | 39.6 | 39.4 | 37.6 | 39.0 | - | |
| F: Construction | 39.6 | 38.6 | 40.7 | 41.3 | 39.3 | 39.9 | 33.3 | 40.6 | 40.2 | 38.4 | 40.0 | |
| G: Wholesale and retail trade; repair of motor vehicles & motorcycles | 43.1 | 42.5 | 40.5 | 41.4 | 41.7 | 44.2 | 32.9 | 40.1 | 43.6 | 39.4 | 26.0 | |
| H: Transportation and storage | 39.5 | 40.8 | 40.8 | 40.2 | 40.2 | 39.0 | 33.3 | 42.6 | 33.4 | 36.8 | 37.5 | |
| I: Accommodation & food service activities | 42.6 | 44.7 | 40.8 | 44.1 | 44.2 | 42.4 | 43.5 | 40.0 | 45.2 | 41.3 | 46.0 | |
| J: Information & communication | 40.7 | 41.0 | 40.4 | 40.8 | 41.0 | 40.8 | - | 41.1 | 43.3 | 38.3 | 37.5 | |
| K: Financial & insurance activities | 39.6 | 41.8 | 40.4 | 38.8 | 39.5 | 40.2 | 40.0 | 42.6 | 40.0 | 35.5 | 38.0 | |
| L: Real estate activities | 38.7 | 39.7 | 40.7 | 39.2 | 39.0 | 39.1 | 33.6 | 48.8 | 59.0 | 34.8 | - | |
| M: Professional, scientific & technical activities | 39.0 | 40.1 | 39.4 | 39.0 | 38.8 | 40.5 | 39.3 | 37.2 | 42.9 | 35.7 | 38.3 | |
| N: Administrative & support service activities | 41.4 | 41.2 | 41.3 | 41.2 | 41.6 | 49.8 | 40.7 | 42.6 | 43.1 | 38.3 | 40.0 | |
| O: Public administration & defence; compulsory social security | 37.0 | 38.9 | 35.1 | 36.3 | 36.0 | 43.1 | 30.6 | 32.7 | 40.0 | 38.2 | 27.3 | |
| P: Education | 33.4 | 34.6 | 32.5 | 35.1 | 36.1 | 36.4 | 39.8 | 31.0 | 35.0 | 35.3 | 37.6 | |
| Q: Human health & social work activities. | 41.2 | 42.0 | 41.0 | 41.1 | 38.8 | 42.4 | 38.2 | 35.0 | 40.4 | 42.1 | 48.0 | |
| R: Arts, entertainment & recreation | 38.7 | 40.9 | 31.0 | 38.0 | 38.4 | 41.4 | 41.5 | 35.9 | 29.0 | 40.4 | 40.5 | |
| S: Other service activities | 36.6 | 40.1 | 24.2 | 31.8 | 37.5 | 38.1 | 39.3 | 33.9 | 46.4 | 36.2 | 33.3 | |
| T: Activities of households as employers. | 28.9 | - | - | 41.9 | - | 37.4 | 26.9 | 12.0 | 14.9 | 28.0 | 42.5 | |
| U: Activities of extra territorial organisations & bodies | 39.6 | 42.4 | 38.9 | 40.0 | 38.8 | 35.3 | - | - | - | 39.3 | 40.0 | |
| Not stated | 54.0 | 51.8 | 34.0 | 57.5 | 40.3 | 55.3 | - | 59.0 | 59.9 | 58.5 | 33.1 | |

Table CA24 - Average number of hours worked during the reference week by major occupational group, industry (section) and sex

| Country, Island, Industry (Section) and Sex | Total | Major occupational group | | | | | | | | | |
|---|-------|--------------------------|--------------------|--|--------------------------------|---------------------------------|---|---|---|---------------------------|---------------|
| | | Managers | Profession- als | Technicians & associate profession- als | Clerical support workers | Service and Sales workers | Skilled agricultural forestry and fishery workers | Craft and related trades workers | Plant and machine operators & assemblers | Elementary occupations | Not stated |
| Island of Mauritius | | | | | | | | | | | |
| Both sexes | 42.1 | 44.7 | 37.4 | 42.0 | 41.2 | 45.8 | 36.6 | 41.9 | 46.2 | 38.3 | 45.0 |
| A: Agriculture, forestry & fishing | 36.8 | 42.7 | 38.8 | 41.5 | 41.7 | 53.8 | 35.5 | 44.8 | 46.5 | 34.9 | 43.0 |
| B: Mining & quarrying | 45.0 | 45.2 | 44.3 | 50.1 | 43.9 | 48.3 | 46.8 | 42.1 | 48.5 | 40.9 | - |
| C: Manufacturing | 45.4 | 45.6 | 43.8 | 46.3 | 44.1 | 47.5 | 42.4 | 42.7 | 47.4 | 46.2 | 47.9 |
| D: Electricity, gas, steam & air conditioning supply | 41.6 | 42.1 | 39.7 | 42.0 | 39.1 | 37.9 | 33.6 | 43.2 | 44.2 | 40.6 | - |
| E: Water supply; sewerage, waste management & remediation activities | 41.1 | 43.3 | 38.7 | 40.9 | 38.3 | 49.3 | 42.7 | 42.3 | 43.1 | 39.9 | 40.0 |
| F: Construction | 41.8 | 45.5 | 44.1 | 45.2 | 42.9 | 55.2 | 39.1 | 40.8 | 46.7 | 43.7 | 45.4 |
| G: Wholesale and retail trade; repair of motor vehicles & motorcycles | 44.4 | 45.1 | 42.6 | 43.0 | 42.7 | 45.5 | 39.5 | 42.7 | 45.9 | 42.0 | 38.6 |
| H: Transportation and storage | 43.3 | 44.8 | 41.4 | 41.6 | 41.8 | 44.3 | 37.8 | 43.6 | 44.0 | 41.5 | 42.2 |
| I: Accommodation & food service activities | 44.8 | 48.6 | 40.6 | 46.5 | 44.9 | 44.6 | 43.8 | 45.1 | 44.9 | 43.0 | 47.8 |
| J: Information & communication | 42.0 | 43.1 | 41.7 | 41.8 | 41.5 | 42.4 | 39.7 | 43.1 | 45.3 | 41.0 | 39.0 |
| K: Financial & insurance activities | 41.1 | 43.2 | 41.3 | 39.9 | 40.1 | 44.6 | 41.5 | 45.6 | 45.4 | 42.1 | 39.3 |
| L: Real estate activities | 41.6 | 43.2 | 41.5 | 39.2 | 40.0 | 46.1 | 42.0 | 43.8 | 46.2 | 39.0 | - |
| M: Professional, scientific & technical activities | 41.7 | 43.5 | 41.4 | 40.8 | 39.4 | 45.8 | 39.0 | 44.9 | 44.6 | 40.7 | 41.8 |
| N: Administrative & support service activities | 47.0 | 44.1 | 41.8 | 42.9 | 42.5 | 57.7 | 40.2 | 43.4 | 47.7 | 40.7 | 40.2 |
| O: Public administration & defence; compulsory social security | 41.0 | 40.3 | 36.9 | 38.0 | 36.6 | 46.0 | 39.6 | 39.7 | 42.1 | 39.1 | 37.1 |
| P: Education | 34.6 | 35.9 | 33.1 | 36.1 | 36.5 | 40.5 | 39.9 | 39.5 | 37.5 | 37.9 | 35.9 |
| Q: Human health & social work activities. | 42.3 | 43.4 | 44.2 | 41.8 | 39.3 | 43.1 | 42.9 | 41.3 | 43.6 | 42.4 | 46.5 |
| R: Arts, entertainment & recreation | 41.3 | 43.9 | 33.4 | 40.9 | 39.0 | 44.2 | 45.4 | 43.3 | 45.1 | 41.3 | 42.3 |
| S: Other service activities | 39.7 | 43.5 | 35.2 | 38.4 | 38.8 | 40.2 | 40.3 | 40.9 | 47.5 | 39.4 | 32.5 |
| T: Activities of households as employers. | 29.8 | 34.5 | - | 41.9 | - | 39.5 | 31.6 | 22.4 | 41.7 | 28.2 | 40.0 |
| U: Activities of extra territorial organisations & bodies | 40.4 | 40.4 | 39.9 | 40.0 | 39.4 | 44.4 | 42.0 | 32.4 | 42.9 | 39.2 | 40.0 |
| Not stated | 49.5 | 45.6 | 51.3 | 53.5 | 38.9 | 52.7 | 56.5 | 52.1 | 59.6 | 55.4 | 43.4 |

Table CA24 - Average number of hours worked during the reference week by major occupational group, industry (section) and sex

| Country, Island, Industry (Section) and Sex | Total | Major occupational group | | | | | | | | | | |
|--|-------|--------------------------|---------------------|--|--------------------------------|---------------------------------|---|---|---|---------------------------|---------------|--|
| | | Managers | Profession- nals | Technicians & associate profession- als | Clerical support workers | Service and Sales workers | Skilled agricultural forestry and fishery workers | Craft and related trades workers | Plant and machine operators & assemblers | Elementary occupations | Not stated | |
| Island of Mauritius | | | | | | | | | | | | |
| Male | 43.5 | 45.9 | 39.7 | 42.9 | 42.8 | 47.8 | 37.2 | 42.1 | 46.1 | 41.2 | 45.7 | |
| A: Agriculture,forestry & fishing | 38.6 | 43.2 | 40.1 | 42.5 | 42.6 | 54.4 | 36.4 | 45.0 | 46.6 | 37.3 | 43.0 | |
| B: Mining & quarrying | 45.9 | 45.6 | 45.9 | 50.4 | 49.0 | 51.1 | 46.8 | 42.1 | 48.6 | 43.2 | - | |
| C: Manufacturing. | 45.8 | 46.7 | 44.3 | 46.9 | 45.4 | 49.5 | 42.4 | 43.5 | 48.6 | 46.2 | 47.5 | |
| D: Electricity,gas,steam & air conditioning supply. | 41.9 | 42.7 | 39.9 | 42.4 | 40.0 | 37.7 | 33.6 | 43.2 | 44.2 | 40.5 | - | |
| E: Water supply;sewerage,waste management & remediation activities | 41.7 | 44.2 | 38.9 | 41.5 | 40.7 | 50.7 | 44.6 | 42.5 | 43.2 | 40.0 | 40.0 | |
| F: Construction | 41.9 | 45.9 | 44.5 | 45.5 | 45.6 | 57.5 | 39.4 | 40.8 | 46.7 | 44.3 | 45.6 | |
| G: Wholesale and retail trade; repair of motor vehicles & motorcycles | 45.2 | 46.2 | 44.1 | 43.9 | 44.2 | 46.9 | 39.9 | 42.8 | 46.1 | 43.0 | 39.9 | |
| H: Transportation and storage | 43.8 | 45.8 | 41.9 | 42.0 | 42.8 | 45.5 | 38.0 | 43.7 | 44.1 | 41.9 | 43.1 | |
| I: Accommodation & food service activities | 46.0 | 50.1 | 40.5 | 47.1 | 45.8 | 45.9 | 43.9 | 45.8 | 44.8 | 44.5 | 48.8 | |
| J: Information & communication. | 42.7 | 44.1 | 42.3 | 42.2 | 42.2 | 44.4 | 39.7 | 43.4 | 45.4 | 43.0 | 40.0 | |
| K: Financial & insurance activities | 42.5 | 43.9 | 42.2 | 41.0 | 41.2 | 47.6 | 41.6 | 45.8 | 45.4 | 43.2 | 42.5 | |
| L: Real estate activities | 43.1 | 44.1 | 41.9 | 39.2 | 43.2 | 49.3 | 43.8 | 43.6 | 45.9 | 44.0 | - | |
| M: Professional,scientific & technical activities | 43.0 | 44.9 | 42.4 | 41.5 | 40.6 | 49.4 | 39.0 | 45.1 | 44.7 | 42.2 | 43.0 | |
| N: Administrative & support service activities | 50.2 | 45.6 | 42.3 | 44.2 | 44.1 | 58.8 | 40.1 | 43.5 | 48.3 | 43.6 | 40.2 | |
| O: Public administration & defence; compulsory social security | 42.2 | 41.0 | 38.4 | 39.2 | 37.9 | 46.2 | 39.8 | 40.0 | 42.1 | 39.2 | 40.7 | |
| P: Education. | 36.6 | 37.4 | 34.0 | 37.1 | 37.3 | 43.3 | 39.9 | 40.2 | 37.6 | 40.7 | 33.0 | |
| Q: Human health & social work activities. | 43.4 | 44.4 | 46.1 | 42.6 | 40.6 | 44.7 | 43.4 | 42.3 | 43.9 | 42.4 | 45.0 | |
| R: Arts ,entertainment & recreation | 42.4 | 45.4 | 34.5 | 41.3 | 39.8 | 45.4 | 45.7 | 43.7 | 45.8 | 41.7 | 43.3 | |
| S: Other service activities | 42.4 | 46.4 | 39.6 | 40.2 | 41.4 | 45.3 | 40.4 | 41.1 | 47.9 | 42.1 | 29.0 | |
| T: Activities of households as employers. | 34.7 | 34.5 | - | - | - | 53.5 | 32.1 | 25.0 | 43.4 | 30.6 | 35.0 | |
| U: Activities of extra territorial organisations & bodies | 41.1 | 38.5 | 41.1 | 40.1 | 42.0 | 45.7 | 42.0 | 32.4 | 42.9 | 39.1 | - | |
| Not stated. | 45.1 | 42.2 | 57.6 | 40.0 | 36.7 | 50.1 | 56.5 | 48.3 | 51.7 | 31.6 | 45.2 | |

Table CA24 - Average number of hours worked during the reference week by major occupational group, industry (section) and sex

| Country, Island, Industry (Section) and Sex | Total | Major occupational group | | | | | | | | | | |
|---|-------|--------------------------|--------------------|--|--------------------------------|---------------------------------|---|---|---|---------------------------|---------------|--|
| | | Managers | Profession- als | Technicians & associate profession- als | Clerical support workers | Service and Sales workers | Skilled agricultural forestry and fishery workers | Craft and related trades workers | Plant and machine operators & assemblers | Elementary occupations | Not stated | |
| Island of Mauritius | | | | | | | | | | | | |
| Female | 39.6 | 41.6 | 35.2 | 40.5 | 40.2 | 42.7 | 32.9 | 40.3 | 46.5 | 35.2 | 43.2 | |
| A: Agriculture, forestry & fishing | 30.6 | 38.2 | 35.7 | 37.6 | 39.6 | 42.4 | 30.3 | 39.5 | 43.9 | 29.8 | - | |
| B: Mining & quarrying | 36.8 | 42.5 | 40.7 | 46.0 | 40.1 | 38.9 | - | - | 42.2 | 28.3 | - | |
| C: Manufacturing | 44.8 | 42.0 | 43.0 | 45.5 | 43.1 | 44.0 | 42.2 | 40.3 | 46.5 | 46.1 | 48.3 | |
| D: Electricity, gas, steam & air conditioning supply. | 38.1 | 38.9 | 38.7 | 37.1 | 37.0 | 38.8 | - | 36.7 | - | 42.5 | - | |
| E: Water supply; sewerage, waste management & remediation activities | 37.9 | 38.3 | 37.4 | 37.3 | 37.3 | 35.7 | 39.6 | 39.4 | 40.3 | 39.1 | - | |
| F: Construction | 39.7 | 38.6 | 40.7 | 41.4 | 39.2 | 39.9 | 35.9 | 40.9 | 40.2 | 38.5 | 40.0 | |
| G: Wholesale and retail trade; repair of motor vehicles & motorcycles | 43.1 | 42.5 | 40.4 | 41.4 | 41.7 | 44.1 | 36.8 | 40.9 | 43.8 | 39.5 | 26.0 | |
| H: Transportation and storage | 39.5 | 40.3 | 40.8 | 40.4 | 40.2 | 38.9 | 33.3 | 42.6 | 33.5 | 36.6 | 37.5 | |
| I: Accommodation & food service activities | 42.7 | 45.0 | 40.8 | 44.0 | 44.2 | 42.5 | 43.5 | 40.3 | 45.3 | 41.5 | 46.4 | |
| J: Information & communication | 40.8 | 41.0 | 40.5 | 40.9 | 41.1 | 40.8 | - | 41.1 | 43.3 | 38.0 | 37.5 | |
| K: Financial & insurance activities | 39.7 | 41.8 | 40.4 | 38.9 | 39.5 | 40.3 | 40.0 | 42.6 | 40.0 | 36.2 | 38.0 | |
| L: Real estate activities | 38.7 | 39.7 | 40.7 | 39.2 | 39.0 | 39.1 | 33.6 | 48.8 | 59.0 | 34.8 | - | |
| M: Professional, scientific & technical activities | 39.0 | 40.1 | 39.4 | 39.1 | 38.8 | 40.5 | 39.3 | 38.5 | 42.9 | 35.8 | 38.3 | |
| N: Administrative & support service activities | 41.5 | 41.2 | 41.3 | 41.2 | 41.6 | 50.0 | 40.7 | 42.6 | 43.1 | 38.4 | 40.0 | |
| O: Public administration & defence; compulsory social security | 37.0 | 38.7 | 35.2 | 36.4 | 36.1 | 43.1 | 31.9 | 32.3 | 40.0 | 38.3 | 32.8 | |
| P: Education | 33.4 | 34.6 | 32.6 | 35.3 | 36.2 | 36.3 | 39.8 | 31.8 | 35.0 | 35.3 | 37.6 | |
| Q: Human health & social work activities | 41.4 | 42.2 | 41.2 | 41.3 | 38.8 | 42.5 | 38.2 | 35.2 | 40.4 | 42.3 | 48.0 | |
| R: Arts, entertainment & recreation | 38.8 | 41.1 | 31.0 | 38.4 | 38.3 | 41.7 | 41.5 | 35.7 | 29.0 | 40.4 | 40.5 | |
| S: Other service activities | 36.9 | 40.1 | 24.3 | 32.2 | 37.9 | 38.3 | 39.8 | 35.9 | 46.7 | 37.1 | 33.3 | |
| T: Activities of households as employers. U: Activities of extra territorial organisations & bodies | 29.0 | - | - | 41.9 | - | 37.5 | 27.1 | 12.0 | 14.9 | 28.1 | 42.5 | |
| Not stated | 54.3 | 51.8 | 40.7 | 57.5 | 40.3 | 55.3 | - | 59.0 | 59.9 | 59.0 | 32.8 | |

Table CA24 - Average number of hours worked during the reference week by major occupational group, industry (section) and sex

| Country, Island, Industry (Section) and Sex | Total | Major occupational group | | | | | | | | | |
|--|-------|--------------------------|---------------------|--|--------------------------------|---------------------------------|---|---|---|---------------------------|---------------|
| | | Managers | Profession- nals | Technicians & associate profession- als | Clerical support workers | Service and Sales workers | Skilled agricultural forestry and fishery workers | Craft and related trades workers | Plant and machine operators & assemblers | Elementary occupations | Not stated |
| Island of Rodrigues | | | | | | | | | | | |
| Both sexes | 34.7 | 44.1 | 33.7 | 38.0 | 37.7 | 44.3 | 25.8 | 34.8 | 43.1 | 34.0 | 33.7 |
| A: Agriculture, forestry & fishing | 26.5 | 41.0 | 36.3 | 37.9 | 40.2 | 49.4 | 25.6 | 36.0 | 39.7 | 33.1 | - |
| B: Mining & quarrying | 39.5 | 45.0 | - | 45.0 | 31.0 | 45.0 | - | 47.4 | 44.3 | 35.6 | - |
| C: Manufacturing | 32.4 | 44.0 | 28.0 | 43.8 | 38.1 | 40.0 | 24.8 | 29.9 | 40.4 | 40.5 | 33.0 |
| D: Electricity, gas, steam & air conditioning supply | 42.6 | 54.0 | 57.0 | 42.5 | 43.6 | 37.5 | - | 41.2 | 40.0 | 44.0 | - |
| E: Water supply; sewerage, waste management & remediation activities | 40.5 | 53.8 | 48.0 | 40.7 | 38.4 | 43.3 | - | 37.9 | 37.5 | 38.1 | - |
| F: Construction | 38.1 | 48.2 | 43.6 | 42.2 | 45.8 | 52.3 | 26.2 | 36.9 | 44.8 | 37.5 | - |
| G: Wholesale and retail trade; repair of motor vehicles & motorcycles | 43.0 | 46.7 | 44.5 | 44.4 | 40.1 | 46.8 | 16.5 | 36.0 | 41.8 | 33.6 | 47.5 |
| H: Transportation and storage | 40.8 | 44.7 | 48.3 | 34.2 | 40.7 | 49.1 | 14.0 | 38.1 | 44.0 | 28.8 | - |
| I: Accommodation & food service activities | 42.3 | 44.2 | 43.3 | 46.8 | 44.6 | 42.5 | 46.7 | 40.3 | 46.5 | 38.1 | 42.0 |
| J: Information & communication | 40.4 | 47.6 | 47.6 | 36.8 | 28.0 | 42.3 | - | 40.9 | 52.7 | 41.4 | - |
| K: Financial & insurance activities | 38.3 | 38.4 | 42.5 | 37.7 | 37.2 | 37.8 | - | 47.5 | 41.9 | 37.7 | 40.0 |
| L: Real estate activities | 46.0 | - | 40.0 | 39.5 | 30.0 | 58.5 | - | - | - | 56.0 | - |
| M: Professional, scientific & technical activities | 40.6 | 50.5 | 45.3 | 36.8 | 36.0 | 48.1 | 43.3 | 29.2 | 48.3 | 38.6 | - |
| N: Administrative & support service activities | 39.8 | 39.0 | 29.5 | 36.2 | 39.4 | 44.9 | 30.5 | 45.7 | 40.8 | 37.1 | - |
| O: Public administration & defence; compulsory social security | 40.3 | 42.9 | 33.9 | 36.3 | 34.3 | 45.1 | 36.9 | 37.8 | 42.6 | 38.0 | - |
| P: Education | 34.1 | 34.9 | 31.9 | 25.2 | 32.7 | 41.4 | 36.0 | 35.9 | 43.6 | 38.2 | - |
| Q: Human health & social work activities | 38.9 | 34.9 | 42.3 | 37.7 | 37.1 | 40.6 | 35.0 | 37.3 | 43.5 | 39.1 | - |
| R: Arts, entertainment & recreation | 36.4 | 42.1 | 28.2 | 31.6 | 43.1 | 37.3 | 13.3 | 35.0 | 37.5 | 39.0 | - |
| S: Other service activities | 31.8 | 45.9 | 29.5 | 23.7 | 29.2 | 35.3 | 19.0 | 27.8 | 36.7 | 24.2 | - |
| T: Activities of households as employers | 27.0 | - | - | - | - | 37.0 | 24.5 | - | - | 24.7 | - |
| U: Activities of extra territorial organisations & bodies | 33.2 | - | 41.0 | - | 40.0 | - | - | - | - | 4.0 | - |
| Not stated | 29.6 | - | 14.0 | - | - | - | - | - | - | 30.0 | 33.1 |

Table CA24 - Average number of hours worked during the reference week by major occupational group, industry (section) and sex

| Country, Island, Industry (Section) and Sex | Total | Major occupational group | | | | | | | | | | |
|---|-------|--------------------------|--------------------|--|--------------------------------|---------------------------------|---|---|---|---------------------------|---------------|--|
| | | Managers | Profession- als | Technicians & associate profession- als | Clerical support workers | Service and Sales workers | Skilled agricultural forestry and fishery workers | Craft and related trades workers | Plant and machine operators & assemblers | Elementary occupations | Not stated | |
| Island of Rodrigues | | | | | | | | | | | | |
| Male | 37.6 | 46.0 | 36.3 | 39.3 | 40.7 | 46.5 | 29.7 | 37.3 | 43.7 | 36.8 | 34.3 | |
| A: Agriculture, forestry & fishing | 30.6 | 41.0 | 40.0 | 37.5 | 38.3 | 51.0 | 29.6 | 38.3 | 39.6 | 35.5 | - | |
| B: Mining & quarrying | 40.3 | 45.0 | - | - | 43.4 | 45.0 | - | 47.4 | 44.3 | 35.0 | - | |
| C: Manufacturing. | 38.2 | 50.6 | 32.5 | 48.6 | 42.8 | 47.1 | 27.6 | 36.2 | 43.1 | 42.6 | - | |
| D: Electricity, gas, steam & air conditioning supply. | 42.8 | 54.0 | 57.0 | 43.1 | 42.7 | 35.0 | - | 41.3 | 40.0 | 43.9 | - | |
| E: Water supply; sewerage, waste management & remediation activities | 40.8 | 53.8 | 48.0 | 40.6 | 41.9 | 43.3 | - | 37.9 | 41.7 | 38.4 | - | |
| F: Construction | 38.2 | 48.2 | 43.6 | 42.4 | 47.8 | 52.3 | 27.6 | 37.0 | 44.8 | 37.7 | - | |
| G: Wholesale and retail trade; repair of motor vehicles & motorcycles . . . | 42.7 | 46.2 | 41.8 | 44.9 | 41.6 | 48.5 | 20.1 | 37.4 | 42.8 | 34.4 | 47.5 | |
| H: Transportation and storage | 40.8 | 40.5 | 52.5 | 36.9 | 41.3 | 49.5 | 14.0 | 38.1 | 44.0 | 28.4 | - | |
| I: Accommodation & food service activities | 46.0 | 50.5 | 41.3 | 45.4 | 43.4 | 46.2 | 46.7 | 42.1 | 47.5 | 43.4 | - | |
| J: Information & communication. | 42.3 | 52.7 | 52.0 | 37.5 | 34.4 | 44.0 | - | 40.9 | 52.7 | 38.2 | - | |
| K: Financial & insurance activities . . . | 41.4 | 40.5 | 40.8 | 39.7 | 40.2 | 42.0 | - | 47.5 | 41.9 | 44.1 | 40.0 | |
| L: Real estate activities | 49.6 | - | - | 45.0 | 30.0 | 58.5 | - | - | - | 56.0 | - | |
| M: Professional, scientific & technical activities | 42.7 | 63.0 | 45.4 | 38.6 | 34.0 | 48.1 | 43.3 | 40.0 | 48.3 | 40.0 | - | |
| N: Administrative & support service activities | 41.2 | 38.5 | 35.2 | 40.0 | 44.0 | 46.0 | 30.5 | 45.7 | 40.8 | 38.0 | - | |
| O: Public administration & defence; compulsory social security | 41.4 | 41.5 | 36.1 | 36.8 | 36.3 | 45.4 | 38.0 | 37.9 | 42.6 | 38.1 | - | |
| P: Education. | 36.5 | 36.7 | 32.7 | 31.7 | 36.2 | 43.3 | 36.0 | 38.5 | 43.6 | 40.0 | - | |
| Q: Human health & social work activities. | 41.6 | 35.8 | 49.5 | 40.0 | 37.4 | 45.0 | 35.0 | 40.1 | 43.5 | 40.0 | - | |
| R: Arts, entertainment & recreation . . . | 36.5 | 48.0 | 27.6 | 33.0 | 44.5 | 39.5 | 13.3 | 34.0 | 37.5 | 38.3 | - | |
| S: Other service activities | 37.4 | 48.8 | 38.0 | 25.7 | 42.7 | 45.1 | 12.0 | 31.5 | 55.0 | 30.9 | - | |
| T: Activities of households as employers. | 28.4 | - | - | - | - | 45.0 | 24.9 | - | - | 32.0 | - | |
| U: Activities of extra territorial organisations & bodies | 31.5 | - | 41.0 | - | 40.0 | - | - | - | - | 4.0 | - | |
| Not stated. | 28.3 | - | - | - | - | - | - | - | - | 35.0 | 30.7 | |

Table CA24 - Average number of hours worked during the reference week by major occupational group, industry (section) and sex

| Country, Island, Industry (Section) and Sex | Total | Major occupational group | | | | | | | | | | |
|--|-------|--------------------------|---------------------|--|--------------------------------|---------------------------------|---|---|---|---------------------------|---------------|--|
| | | Managers | Profession- nals | Technicians & associate profession- als | Clerical support workers | Service and Sales workers | Skilled agricultural forestry and fishery workers | Craft and related trades workers | Plant and machine operators & assemblers | Elementary occupations | Not stated | |
| Island of Rodrigues | | | | | | | | | | | | |
| Female | 30.0 | 41.1 | 31.6 | 35.6 | 35.8 | 41.3 | 20.7 | 24.3 | 35.9 | 29.8 | 32.8 | |
| A: Agriculture, forestry & fishing | 20.9 | - | 34.5 | 40.0 | 43.0 | 30.4 | 20.7 | 29.0 | 40.0 | 25.4 | - | |
| B: Mining & quarrying | 28.0 | - | - | 45.0 | - | - | - | - | - | 47.5 | - | |
| C: Manufacturing. | 26.5 | 32.7 | 10.0 | 40.5 | 32.9 | 31.7 | 12.5 | 24.0 | 37.6 | 37.4 | 33.0 | |
| D: Electricity, gas, steam & air conditioning supply. | 40.3 | - | - | 37.0 | 45.0 | 40.0 | - | 40.0 | - | 45.0 | - | |
| E: Water supply; sewerage, waste management & remediation activities | 35.1 | - | - | 41.8 | 35.0 | - | - | - | - | 32.5 | - | |
| F: Construction | 32.1 | - | - | 38.7 | 41.9 | - | 21.5 | 4.7 | - | 33.2 | - | |
| G: Wholesale and retail trade; repair of motor vehicles & motorcycles | 43.4 | 47.5 | 50.0 | 42.9 | 39.0 | 45.6 | 8.0 | 22.8 | 26.7 | 30.9 | - | |
| H: Transportation and storage | 41.1 | 71.3 | 40.0 | 30.4 | 38.6 | 46.8 | - | - | 33.0 | 45.3 | - | |
| I: Accommodation & food service activities | 39.0 | 39.4 | 47.3 | 49.8 | 45.0 | 39.3 | - | 32.2 | 40.7 | 35.9 | 42.0 | |
| J: Information & communication. | 35.2 | 40.0 | 39.1 | 33.5 | 24.4 | 38.8 | - | - | - | 44.6 | - | |
| K: Financial & insurance activities | 35.2 | 33.3 | 44.0 | 36.5 | 35.8 | 21.0 | - | - | - | 20.7 | - | |
| L: Real estate activities | 37.0 | - | 40.0 | 34.0 | - | - | - | - | - | - | - | |
| M: Professional, scientific & technical activities | 32.2 | 38.0 | 45.0 | 31.6 | 36.7 | - | - | 13.0 | - | 33.0 | - | |
| N: Administrative & support service activities | 35.4 | 42.0 | 1.0 | 30.5 | 37.9 | 36.4 | - | - | - | 35.3 | - | |
| O: Public administration & defence; compulsory social security | 36.2 | 47.8 | 31.3 | 35.7 | 33.5 | 42.3 | 14.0 | 36.8 | - | 37.6 | - | |
| P: Education. | 32.0 | 29.7 | 31.4 | 17.4 | 32.1 | 37.6 | - | 24.3 | - | 34.2 | - | |
| Q: Human health & social work activities. | 36.8 | 34.3 | 32.1 | 36.0 | 37.0 | 38.2 | - | 33.6 | - | 38.3 | - | |
| R: Arts, entertainment & recreation | 36.1 | 38.0 | 29.8 | 25.8 | 41.9 | 34.8 | - | 40.0 | - | 40.8 | - | |
| S: Other service activities | 28.3 | 42.0 | 21.7 | 20.7 | 25.1 | 31.8 | 33.0 | 15.0 | 27.5 | 20.4 | - | |
| T: Activities of households as employers. | 26.8 | - | - | - | - | 36.7 | 21.1 | - | - | 24.1 | - | |
| U: Activities of extra territorial organisations & bodies | 40.0 | - | - | - | 40.0 | - | - | - | - | - | - | |
| Not stated. | 32.2 | - | 14.0 | - | - | - | - | - | - | 25.0 | 38.5 | |

Table CA25 - Average number of hours worked during the reference week by major occupational group, sector of employment and sex

| Country, Island, Sector of Employment and Sex | All occupations | Major occupational group | | | | | | | | | |
|--|--------------------|--------------------------|--------------------|--|--------------------------------|---------------------------------|---|---|---|---------------------------|---------------|
| | | Managers | Profession- als | Technicians & associate profession- als | Clerical support workers | Service and Sales workers | Skilled agricultural forestry and fishery workers | Craft and related trades workers | Plant and machine operators & assemblers | Elementary occupations | Not stated |
| Republic of Mauritius | | | | | | | | | | | |
| Both sexes. | 41.9 | 44.7 | 37.3 | 41.9 | 41.1 | 45.8 | 34.3 | 41.7 | 46.2 | 38.2 | 44.8 |
| Central government. | 40.2 | 39.5 | 35.4 | 39.6 | 36.8 | 45.3 | 39.3 | 39.5 | 42.6 | 40.3 | 32.7 |
| Local government. | 38.1 | 40.0 | 30.4 | 37.1 | 37.2 | 48.1 | 38.7 | 39.6 | 40.7 | 37.8 | 48.0 |
| Municipal councils. | 38.3 | 41.2 | 34.1 | 37.4 | 37.2 | 48.5 | 38.8 | 39.9 | 39.9 | 37.8 | 48.0 |
| District councils | 37.7 | 38.2 | 23.3 | 36.7 | 37.3 | 47.3 | 38.3 | 38.9 | 42.1 | 37.7 | - |
| Publicly owned and/or controlled enterprises. | 40.5 | 41.5 | 37.7 | 39.7 | 39.3 | 43.1 | 40.9 | 41.8 | 44.1 | 40.7 | 39.0 |
| Privately owned business | | | | | | | | | | | |
| Export Oriented Enterprise (EOE). | 47.6 | 46.8 | 44.2 | 47.4 | 45.4 | 51.1 | 45.2 | 46.7 | 48.3 | 47.7 | 47.1 |
| Other | 42.3 | 45.1 | 38.0 | 42.9 | 41.8 | 46.1 | 34.0 | 41.4 | 45.0 | 39.5 | 40.8 |
| Private household services. | 29.7 | - | - | 41.9 | - | 39.3 | 31.4 | 12.0 | 41.7 | 28.1 | 40.0 |
| Not stated. | 49.8 | - | 49.0 | 58.3 | 42.5 | 52.6 | 56.5 | 52.2 | 57.9 | 49.0 | 45.7 |
| Male. | 43.3 | 45.9 | 39.6 | 42.8 | 42.8 | 47.8 | 36.1 | 42.0 | 46.1 | 41.1 | 45.6 |
| Central government. | 41.9 | 40.4 | 37.4 | 40.4 | 38.2 | 45.9 | 39.4 | 39.6 | 42.7 | 40.5 | 37.5 |
| Local government. | 38.7 | 41.2 | 36.4 | 38.1 | 37.8 | 51.7 | 39.0 | 40.1 | 40.7 | 37.8 | 48.0 |
| Municipal councils. | 38.7 | 42.3 | 37.0 | 38.2 | 38.1 | 53.9 | 39.1 | 40.1 | 39.9 | 37.7 | 48.0 |
| District councils | 38.7 | 39.2 | 34.2 | 37.8 | 37.2 | 48.4 | 38.3 | 40.2 | 42.1 | 37.9 | - |
| Publicly owned and/or controlled enterprises. | 41.5 | 42.1 | 38.5 | 40.4 | 40.8 | 44.4 | 40.9 | 41.9 | 44.1 | 41.0 | 43.7 |
| Privately owned business | | | | | | | | | | | |
| Export Oriented Enterprise (EOE). | 48.7 | 47.7 | 44.8 | 48.5 | 46.3 | 53.5 | 45.5 | 47.7 | 49.6 | 48.5 | 31.0 |
| Other | 43.5 | 46.3 | 40.4 | 43.9 | 43.6 | 48.4 | 36.1 | 41.8 | 45.4 | 41.3 | 41.8 |
| Private household services. | 34.5 | - | - | - | - | 53.2 | 31.9 | - | 43.5 | 30.8 | 35.0 |
| Not stated. | 48.9 | - | 66.5 | 66.0 | 35.0 | 42.7 | 56.5 | 51.1 | 66.5 | 36.7 | 46.4 |
| Female. | 39.3 | 41.6 | 35.1 | 40.4 | 40.1 | 42.6 | 27.4 | 39.5 | 46.4 | 35.0 | 42.9 |
| Central government. | 37.0 | 37.8 | 34.0 | 38.8 | 36.1 | 41.8 | 34.6 | 36.2 | 38.6 | 39.8 | 25.5 |
| Local government. | 34.7 | 37.8 | 28.6 | 35.1 | 36.9 | 37.7 | 30.5 | 23.6 | - | 37.3 | - |
| Municipal councils. | 36.2 | 38.9 | 33.0 | 35.6 | 36.6 | 37.9 | 29.1 | 31.9 | - | 39.2 | - |
| District councils | 31.5 | 36.8 | 21.5 | 34.1 | 37.4 | 35.5 | 40.0 | 14.4 | - | 31.5 | - |
| Publicly owned and/or controlled enterprises. | 37.9 | 39.6 | 36.5 | 37.8 | 38.0 | 39.3 | 39.3 | 39.3 | 40.9 | 38.5 | 33.1 |
| Privately owned business | | | | | | | | | | | |
| Export Oriented Enterprise (EOE). | 46.8 | 44.3 | 43.5 | 46.5 | 44.9 | 47.6 | 41.2 | 45.8 | 47.4 | 47.4 | 47.4 |
| Other | 39.5 | 41.9 | 35.4 | 40.8 | 40.7 | 43.0 | 27.3 | 35.3 | 42.6 | 36.5 | 37.7 |
| Private household services. | 28.9 | - | - | 41.9 | - | 37.4 | 26.9 | 12.0 | 14.9 | 28.0 | 42.5 |
| Not stated. | 50.3 | - | 14.0 | 57.5 | 50.0 | 60.0 | - | 56.0 | 55.8 | 49.1 | 42.8 |

Table CA25 - Average number of hours worked during the reference week by major occupational group, sector of employment and sex

| Country, Island, Sector of Employment and Sex | All occupations | Major occupational group | | | | | | | | | |
|--|--------------------|--------------------------|---------------------|--|--------------------------------|---------------------------------|---|---|---|---------------------------|---------------|
| | | Managers | Profession- nals | Technicians & associate profession- als | Clerical support workers | Service and Sales workers | Skilled agricultural forestry and fishery workers | Craft and related trades workers | Plant and machine operators & assemblers | Elementary occupations | Not stated |
| Island of Mauritius | | | | | | | | | | | |
| Both sexes. | 42.1 | 44.7 | 37.4 | 42.0 | 41.2 | 45.8 | 36.6 | 41.9 | 46.2 | 38.3 | 45.0 |
| Central government. | 40.2 | 39.4 | 35.4 | 39.7 | 37.0 | 45.4 | 39.5 | 39.7 | 42.5 | 40.6 | 36.3 |
| Local government. | 38.1 | 40.0 | 30.3 | 37.2 | 37.2 | 47.9 | 38.7 | 39.6 | 40.7 | 37.8 | 48.0 |
| Municipal councils. | 38.3 | 41.2 | 34.0 | 37.4 | 37.2 | 48.5 | 38.8 | 39.9 | 39.9 | 37.8 | 48.0 |
| District councils | 37.7 | 38.2 | 23.3 | 36.8 | 37.3 | 46.6 | 38.3 | 38.9 | 42.1 | 37.7 | - |
| Publicly owned and/or controlled enterprises. | 40.5 | 41.4 | 37.7 | 39.7 | 39.3 | 43.1 | 40.9 | 41.9 | 44.1 | 41.0 | 39.0 |
| Privately owned business | | | | | | | | | | | |
| Export Oriented Enterprise (EOE). | 47.6 | 46.8 | 44.2 | 47.4 | 45.4 | 51.1 | 45.4 | 46.7 | 48.3 | 47.7 | 47.1 |
| Other | 42.5 | 45.1 | 38.1 | 42.9 | 41.9 | 46.1 | 36.8 | 41.6 | 45.0 | 39.6 | 40.8 |
| Private household services. | 29.8 | - | - | 41.9 | - | 39.4 | 31.6 | 12.0 | 41.7 | 28.2 | 40.0 |
| Not stated. | 49.9 | - | 66.5 | 58.3 | 42.5 | 52.6 | 56.5 | 52.2 | 57.9 | 49.1 | 45.9 |
| Male. | 43.5 | 45.9 | 39.7 | 42.9 | 42.8 | 47.8 | 37.2 | 42.1 | 46.1 | 41.2 | 45.7 |
| Central government. | 42.0 | 40.3 | 37.4 | 40.5 | 38.3 | 45.9 | 39.5 | 39.8 | 42.6 | 40.8 | 37.5 |
| Local government. | 38.7 | 41.2 | 36.4 | 38.2 | 37.8 | 51.5 | 39.0 | 40.1 | 40.7 | 37.8 | 48.0 |
| Municipal councils. | 38.7 | 42.3 | 37.0 | 38.2 | 38.0 | 53.9 | 39.1 | 40.1 | 39.9 | 37.7 | 48.0 |
| District councils | 38.7 | 39.2 | 34.2 | 38.0 | 37.1 | 47.7 | 38.3 | 40.2 | 42.1 | 37.9 | - |
| Publicly owned and/or controlled enterprises. | 41.6 | 42.1 | 38.5 | 40.5 | 40.8 | 44.4 | 40.9 | 42.0 | 44.2 | 41.4 | 43.7 |
| Privately owned business | | | | | | | | | | | |
| Export Oriented Enterprise (EOE). | 48.7 | 47.7 | 44.8 | 48.5 | 46.3 | 53.5 | 45.7 | 47.7 | 49.6 | 48.5 | 31.0 |
| Other | 43.7 | 46.3 | 40.5 | 44.0 | 43.6 | 48.5 | 37.5 | 41.9 | 45.4 | 41.4 | 41.8 |
| Private household services. | 34.7 | - | - | - | - | 53.3 | 32.1 | - | 43.5 | 30.7 | 35.0 |
| Not stated. | 49.1 | - | 66.5 | 66.0 | 35.0 | 42.7 | 56.5 | 51.1 | 66.5 | 37.0 | 46.6 |
| Female. | 39.6 | 41.6 | 35.2 | 40.5 | 40.2 | 42.7 | 32.9 | 40.3 | 46.5 | 35.2 | 43.2 |
| Central government. | 37.0 | 37.6 | 34.0 | 38.9 | 36.3 | 41.9 | 38.9 | 36.4 | 38.6 | 39.9 | 34.0 |
| Local government. | 34.7 | 37.8 | 28.5 | 35.1 | 36.9 | 37.7 | 30.5 | 23.6 | - | 37.2 | - |
| Municipal councils. | 36.2 | 38.9 | 32.9 | 35.6 | 36.6 | 37.9 | 29.1 | 31.9 | - | 39.2 | - |
| District councils | 31.4 | 36.8 | 21.5 | 34.1 | 37.4 | 35.5 | 40.0 | 14.4 | - | 30.9 | - |
| Publicly owned and/or controlled enterprises. | 38.0 | 39.7 | 36.5 | 37.9 | 38.1 | 39.3 | 39.3 | 39.4 | 40.9 | 38.7 | 33.1 |
| Privately owned business | | | | | | | | | | | |
| Export Oriented Enterprise (EOE). | 46.8 | 44.3 | 43.4 | 46.5 | 44.9 | 47.7 | 41.2 | 45.8 | 47.4 | 47.4 | 47.4 |
| Other | 39.9 | 41.9 | 35.5 | 40.8 | 40.7 | 43.0 | 33.3 | 36.3 | 42.6 | 36.6 | 37.5 |
| Private household services. | 29.0 | - | - | 41.9 | - | 37.4 | 27.1 | 12.0 | 14.9 | 28.1 | 42.5 |
| Not stated. | 50.4 | - | - | 57.5 | 50.0 | 60.0 | - | 56.0 | 55.8 | 49.1 | 42.9 |

Table CA25 - Average number of hours worked during the reference week by major occupational group, sector of employment and sex

| Country, Island, Sector of Employment and Sex | All occupations | Major occupational group | | | | | | | | | |
|--|--------------------|--------------------------|---------------------|--|--------------------------------|---------------------------------|---|---|---|---------------------------|---------------|
| | | Managers | Profession- nals | Technicians & associate profession- als | Clerical support workers | Service and Sales workers | Skilled agricultural forestry and fishery workers | Craft and related trades workers | Plant and machine operators & assemblers | Elementary occupations | Not stated |
| Island of Rodrigues | | | | | | | | | | | |
| Both sexes. | 34.7 | 44.1 | 33.7 | 38.0 | 37.7 | 44.3 | 25.8 | 34.8 | 43.1 | 34.0 | 33.7 |
| Central government. | 39.6 | 42.6 | 35.0 | 37.6 | 34.4 | 44.9 | 37.1 | 37.7 | 43.1 | 38.3 | - |
| Local government. | 41.7 | - | 45.0 | - | 41.0 | 80.0 | - | - | 40.0 | 41.9 | - |
| Municipal councils. | 42.1 | - | 45.0 | - | 41.5 | - | - | - | 40.0 | 42.3 | - |
| District councils | 41.4 | - | - | - | 40.0 | 80.0 | - | - | - | 41.8 | - |
| Publicly owned and/or controlled enterprises. | 38.0 | 44.3 | 35.3 | 38.6 | 40.2 | 41.0 | - | 39.4 | 41.8 | 32.0 | - |
| Privately owned business | | | | | | | | | | | |
| Export Oriented Enterprise (EOE). | 45.3 | 40.0 | 46.5 | 50.1 | 45.0 | 41.0 | - | 45.4 | 43.0 | 50.3 | - |
| Other | 33.5 | 44.3 | 32.6 | 37.9 | 38.7 | 44.7 | 25.6 | 34.3 | 43.2 | 35.0 | 42.1 |
| Private household services. | 27.0 | - | - | - | - | 37.0 | 24.5 | - | - | 24.7 | - |
| Not stated. | 30.5 | - | 14.0 | - | - | - | - | - | - | 35.0 | 31.5 |
| Male. | 37.6 | 46.0 | 36.3 | 39.3 | 40.7 | 46.5 | 29.7 | 37.3 | 43.7 | 36.8 | 34.3 |
| Central government. | 40.9 | 42.1 | 37.2 | 38.7 | 36.3 | 45.5 | 37.8 | 37.9 | 43.1 | 38.2 | - |
| Local government. | 41.1 | - | - | - | 40.0 | 80.0 | - | - | 40.0 | 41.5 | - |
| Municipal councils. | 41.4 | - | - | - | 40.0 | - | - | - | 40.0 | 42.3 | - |
| District councils | 40.9 | - | - | - | 40.0 | 80.0 | - | - | - | 41.3 | - |
| Publicly owned and/or controlled enterprises. | 38.7 | 51.1 | 36.8 | 39.5 | 42.2 | 42.7 | - | 39.5 | 41.8 | 31.8 | - |
| Privately owned business | | | | | | | | | | | |
| Export Oriented Enterprise (EOE). | 46.6 | 40.0 | 45.0 | 57.8 | 45.0 | 63.0 | - | 48.4 | 44.4 | 46.2 | - |
| Other | 36.6 | 46.4 | 35.5 | 39.9 | 41.9 | 47.5 | 29.6 | 37.1 | 44.1 | 36.6 | 45.0 |
| Private household services. | 28.4 | - | - | - | - | 45.0 | 24.9 | - | - | 32.0 | - |
| Not stated. | 31.1 | - | - | - | - | - | - | - | - | 35.0 | 30.7 |
| Female. | 30.0 | 41.1 | 31.6 | 35.6 | 35.8 | 41.3 | 20.7 | 24.3 | 35.9 | 29.8 | 32.8 |
| Central government. | 36.3 | 44.0 | 33.0 | 36.4 | 33.7 | 40.9 | - | 35.5 | - | 38.7 | - |
| Local government. | 44.0 | - | 45.0 | - | 43.0 | - | - | - | - | 44.0 | - |
| Municipal councils. | 44.0 | - | 45.0 | - | 43.0 | - | - | - | - | - | - |
| District councils | 44.0 | - | - | - | - | - | - | - | - | 44.0 | - |
| Publicly owned and/or controlled enterprises. | 35.5 | 35.8 | 34.0 | 34.3 | 37.6 | 35.8 | - | 35.0 | - | 34.1 | - |
| Privately owned business | | | | | | | | | | | |
| Export Oriented Enterprise (EOE). | 44.3 | - | 48.0 | 45.0 | - | 30.0 | - | 42.3 | 42.6 | 53.3 | - |
| Other | 28.9 | 41.2 | 30.5 | 33.3 | 36.9 | 42.0 | 20.7 | 23.6 | 32.7 | 31.8 | 40.0 |
| Private household services. | 26.8 | - | - | - | - | 36.7 | 21.1 | - | - | 24.1 | - |
| Not stated. | 29.0 | - | 14.0 | - | - | - | - | - | - | - | 34.0 |

Table CA26 - Currently employed population 16 years of age and over by sex, length of service with present employer and sector of employment

| Country, Island, Length of service and Sex | Total | Sector of employment | | | | | | | |
|--|---------|-----------------------|-----------------------|----------------------|-----------------------|-------------------------------|---------|----------------------------------|---------------|
| | | Central Government | Local Government | | Public enterprises | Private enterprises | | Private household services | Not stated |
| | | | Municipal Councils | District Councils | | Export Oriented Enterprise | Other | | |
| REPUBLIC OF MAURITIUS | | | | | | | | | |
| Both sexes | | | | | | | | | |
| Total | 522,198 | 55,840 | 4,492 | 2,302 | 32,118 | 46,135 | 359,352 | 19,627 | 2,332 |
| <1 year | 63,452 | 2,271 | 48 | 21 | 1,724 | 6,811 | 48,740 | 3,288 | 549 |
| 1 year | 43,174 | 1,789 | 60 | 24 | 1,262 | 6,409 | 30,818 | 1,981 | 831 |
| 2 years | 44,972 | 2,567 | 109 | 51 | 1,879 | 4,732 | 33,083 | 2,211 | 340 |
| 3 years | 38,868 | 2,121 | 141 | 93 | 1,986 | 4,303 | 28,320 | 1,813 | 91 |
| 4 years | 26,223 | 1,778 | 177 | 57 | 1,557 | 3,020 | 18,373 | 1,140 | 121 |
| 5 - 9 years | 91,262 | 9,980 | 1,218 | 550 | 5,436 | 8,619 | 61,578 | 3,830 | 51 |
| 10 - 14 years | 61,967 | 7,117 | 634 | 463 | 3,809 | 4,562 | 43,166 | 2,202 | 14 |
| 15 - 19 years | 45,795 | 6,438 | 665 | 253 | 3,801 | 3,202 | 30,060 | 1,372 | 4 |
| 20 - 24 years | 42,074 | 6,208 | 310 | 186 | 4,321 | 2,306 | 27,849 | 883 | 11 |
| 25 - 29 years | 20,824 | 3,289 | 316 | 138 | 2,043 | 1,016 | 13,617 | 400 | 5 |
| 30 - 34 years | 22,285 | 6,387 | 490 | 269 | 2,541 | 374 | 11,944 | 275 | 5 |
| 35 - 39 years | 12,964 | 4,870 | 187 | 166 | 1,416 | 167 | 6,040 | 117 | 1 |
| 40 - 44 years | 4,749 | 945 | 126 | 25 | 277 | 21 | 3,297 | 57 | 1 |
| 45 - 49 years | 935 | 23 | 8 | 2 | 29 | 3 | 855 | 15 | - |
| 50 & over years | 865 | 4 | - | - | 1 | 2 | 851 | 7 | - |
| Not stated | 1,789 | 53 | 3 | 4 | 36 | 588 | 761 | 36 | 308 |
| Male | | | | | | | | | |
| Total | 337,070 | 35,533 | 3,774 | 1,980 | 23,017 | 18,815 | 250,235 | 2,833 | 883 |
| <1 year | 37,182 | 1,277 | 27 | 8 | 913 | 3,010 | 31,258 | 460 | 229 |
| 1 year | 23,985 | 1,041 | 46 | 17 | 723 | 2,267 | 19,459 | 204 | 228 |
| 2 years | 26,338 | 1,315 | 92 | 40 | 1,160 | 2,010 | 21,376 | 274 | 71 |
| 3 years | 22,714 | 1,079 | 109 | 70 | 1,242 | 2,080 | 17,867 | 235 | 32 |
| 4 years | 15,142 | 954 | 131 | 39 | 1,015 | 1,302 | 11,527 | 150 | 24 |
| 5 - 9 years | 55,390 | 5,499 | 1,002 | 469 | 3,560 | 3,238 | 41,102 | 498 | 22 |
| 10 - 14 years | 41,472 | 4,231 | 532 | 416 | 2,758 | 1,759 | 31,421 | 345 | 10 |
| 15 - 19 years | 31,946 | 4,014 | 566 | 208 | 2,846 | 1,232 | 22,833 | 243 | 4 |
| 20 - 24 years | 31,787 | 4,376 | 267 | 158 | 3,351 | 979 | 22,437 | 208 | 11 |
| 25 - 29 years | 16,156 | 2,343 | 276 | 116 | 1,688 | 426 | 11,227 | 75 | 5 |
| 30 - 34 years | 17,662 | 4,682 | 428 | 250 | 2,184 | 153 | 9,887 | 76 | 2 |
| 35 - 39 years | 10,671 | 3,870 | 164 | 161 | 1,262 | 77 | 5,101 | 35 | 1 |
| 40 - 44 years | 3,989 | 792 | 124 | 22 | 265 | 16 | 2,754 | 16 | - |
| 45 - 49 years | 785 | 22 | 8 | 2 | 29 | 3 | 718 | 3 | - |
| 50 & over years | 717 | 4 | - | - | 1 | 1 | 708 | 3 | - |
| Not stated | 1,134 | 34 | 2 | 4 | 20 | 262 | 560 | 8 | 244 |
| Female | | | | | | | | | |
| Total | 185,128 | 20,307 | 718 | 322 | 9,101 | 27,320 | 109,117 | 16,794 | 1,449 |
| <1 year | 26,270 | 994 | 21 | 13 | 811 | 3,801 | 17,482 | 2,828 | 320 |
| 1 year | 19,189 | 748 | 14 | 7 | 539 | 4,142 | 11,359 | 1,777 | 603 |
| 2 years | 18,634 | 1,252 | 17 | 11 | 719 | 2,722 | 11,707 | 1,937 | 269 |
| 3 years | 16,154 | 1,042 | 32 | 23 | 744 | 2,223 | 10,453 | 1,578 | 59 |
| 4 years | 11,081 | 824 | 46 | 18 | 542 | 1,718 | 6,846 | 990 | 97 |
| 5 - 9 years | 35,872 | 4,481 | 216 | 81 | 1,876 | 5,381 | 20,476 | 3,332 | 29 |
| 10 - 14 years | 20,495 | 2,886 | 102 | 47 | 1,051 | 2,803 | 11,745 | 1,857 | 4 |
| 15 - 19 years | 13,849 | 2,424 | 99 | 45 | 955 | 1,970 | 7,227 | 1,129 | - |
| 20 - 24 years | 10,287 | 1,832 | 43 | 28 | 970 | 1,327 | 5,412 | 675 | - |
| 25 - 29 years | 4,668 | 946 | 40 | 22 | 355 | 590 | 2,390 | 325 | - |
| 30 - 34 years | 4,623 | 1,705 | 62 | 19 | 357 | 221 | 2,057 | 199 | 3 |
| 35 - 39 years | 2,293 | 1,000 | 23 | 5 | 154 | 90 | 939 | 82 | - |
| 40 - 44 years | 760 | 153 | 2 | 3 | 12 | 5 | 543 | 41 | 1 |
| 45 - 49 years | 150 | 1 | - | - | - | - | 137 | 12 | - |
| 50 & over years | 148 | - | - | - | - | 1 | 143 | 4 | - |
| Not stated | 655 | 19 | 1 | - | 16 | 326 | 201 | 28 | 64 |

Table CA26 - Currently employed population 16 years of age and over by sex, length of service with present employer and sector of employment

| Country, Island, Length of service and Sex | Total | Sector of employment | | | | | | | |
|--|---------|-----------------------|-----------------------|----------------------|-----------------------|-------------------------------|---------|----------------------------------|---------------|
| | | Central Government | Local Government | | Public enterprises | Private enterprises | | Private household services | Not stated |
| | | | Municipal Councils | District Councils | | Export Oriented Enterprise | Other | | |
| ISLAND OF MAURITIUS | | | | | | | | | |
| Both sexes | | | | | | | | | |
| Total | 506,783 | 52,876 | 4,485 | 2,289 | 31,349 | 46,067 | 348,391 | 19,008 | 2,318 |
| <1 year | 61,821 | 2,171 | 48 | 21 | 1,685 | 6,800 | 47,432 | 3,116 | 548 |
| 1 year | 42,260 | 1,644 | 60 | 24 | 1,214 | 6,403 | 30,179 | 1,905 | 831 |
| 2 years | 44,082 | 2,505 | 109 | 51 | 1,844 | 4,724 | 32,377 | 2,132 | 340 |
| 3 years | 37,985 | 2,024 | 141 | 93 | 1,949 | 4,295 | 27,632 | 1,760 | 91 |
| 4 years | 25,519 | 1,645 | 176 | 57 | 1,530 | 3,014 | 17,880 | 1,097 | 120 |
| 5 - 9 years | 88,672 | 9,461 | 1,215 | 549 | 5,316 | 8,608 | 59,740 | 3,732 | 51 |
| 10 - 14 years | 60,008 | 6,747 | 632 | 460 | 3,694 | 4,557 | 41,743 | 2,162 | 13 |
| 15 - 19 years | 44,206 | 6,118 | 665 | 251 | 3,722 | 3,195 | 28,901 | 1,350 | 4 |
| 20 - 24 years | 40,784 | 5,967 | 310 | 186 | 4,250 | 2,304 | 26,887 | 869 | 11 |
| 25 - 29 years | 20,091 | 3,117 | 315 | 137 | 2,012 | 1,012 | 13,102 | 391 | 5 |
| 30 - 34 years | 21,395 | 6,121 | 490 | 266 | 2,497 | 374 | 11,376 | 266 | 5 |
| 35 - 39 years | 12,228 | 4,482 | 187 | 164 | 1,326 | 167 | 5,787 | 114 | 1 |
| 40 - 44 years | 4,390 | 806 | 126 | 24 | 250 | 21 | 3,105 | 57 | 1 |
| 45 - 49 years | 862 | 14 | 8 | 2 | 25 | 3 | 796 | 14 | - |
| 50 & over years | 746 | 3 | - | - | 1 | 2 | 733 | 7 | - |
| Not stated | 1,734 | 51 | 3 | 4 | 34 | 588 | 721 | 36 | 297 |
| Male | | | | | | | | | |
| Total | 327,546 | 33,398 | 3,769 | 1,969 | 22,409 | 18,786 | 243,600 | 2,742 | 873 |
| <1 year | 36,201 | 1,224 | 27 | 8 | 890 | 3,006 | 30,384 | 434 | 228 |
| 1 year | 23,454 | 950 | 46 | 17 | 695 | 2,265 | 19,062 | 191 | 228 |
| 2 years | 25,841 | 1,274 | 92 | 40 | 1,138 | 2,006 | 20,960 | 260 | 71 |
| 3 years | 22,198 | 1,014 | 109 | 70 | 1,218 | 2,076 | 17,448 | 231 | 32 |
| 4 years | 14,751 | 872 | 130 | 39 | 997 | 1,299 | 11,247 | 144 | 23 |
| 5 - 9 years | 53,916 | 5,162 | 1,000 | 469 | 3,474 | 3,235 | 40,067 | 487 | 22 |
| 10 - 14 years | 40,269 | 3,990 | 531 | 413 | 2,669 | 1,756 | 30,565 | 335 | 10 |
| 15 - 19 years | 30,954 | 3,810 | 566 | 207 | 2,784 | 1,228 | 22,116 | 239 | 4 |
| 20 - 24 years | 30,948 | 4,227 | 267 | 158 | 3,288 | 978 | 21,813 | 206 | 11 |
| 25 - 29 years | 15,657 | 2,219 | 275 | 115 | 1,660 | 425 | 10,884 | 74 | 5 |
| 30 - 34 years | 17,062 | 4,452 | 428 | 247 | 2,141 | 153 | 9,563 | 76 | 2 |
| 35 - 39 years | 10,057 | 3,499 | 164 | 159 | 1,173 | 77 | 4,949 | 35 | 1 |
| 40 - 44 years | 3,735 | 657 | 124 | 21 | 238 | 16 | 2,663 | 16 | - |
| 45 - 49 years | 753 | 13 | 8 | 2 | 25 | 3 | 699 | 3 | - |
| 50 & over years | 658 | 3 | - | - | 1 | 1 | 650 | 3 | - |
| Not stated | 1,092 | 32 | 2 | 4 | 18 | 262 | 530 | 8 | 236 |
| Female | | | | | | | | | |
| Total | 179,237 | 19,478 | 716 | 320 | 8,940 | 27,281 | 104,791 | 16,266 | 1,445 |
| <1 year | 25,620 | 947 | 21 | 13 | 795 | 3,794 | 17,048 | 2,682 | 320 |
| 1 year | 18,806 | 694 | 14 | 7 | 519 | 4,138 | 11,117 | 1,714 | 603 |
| 2 years | 18,241 | 1,231 | 17 | 11 | 706 | 2,718 | 11,417 | 1,872 | 269 |
| 3 years | 15,787 | 1,010 | 32 | 23 | 731 | 2,219 | 10,184 | 1,529 | 59 |
| 4 years | 10,768 | 773 | 46 | 18 | 533 | 1,715 | 6,633 | 953 | 97 |
| 5 - 9 years | 34,756 | 4,299 | 215 | 80 | 1,842 | 5,373 | 19,673 | 3,245 | 29 |
| 10 - 14 years | 19,739 | 2,757 | 101 | 47 | 1,025 | 2,801 | 11,178 | 1,827 | 3 |
| 15 - 19 years | 13,252 | 2,308 | 99 | 44 | 938 | 1,967 | 6,785 | 1,111 | - |
| 20 - 24 years | 9,836 | 1,740 | 43 | 28 | 962 | 1,326 | 5,074 | 663 | - |
| 25 - 29 years | 4,434 | 898 | 40 | 22 | 352 | 587 | 2,218 | 317 | - |
| 30 - 34 years | 4,333 | 1,669 | 62 | 19 | 356 | 221 | 1,813 | 190 | 3 |
| 35 - 39 years | 2,171 | 983 | 23 | 5 | 153 | 90 | 838 | 79 | - |
| 40 - 44 years | 655 | 149 | 2 | 3 | 12 | 5 | 442 | 41 | 1 |
| 45 - 49 years | 109 | 1 | - | - | - | - | 97 | 11 | - |
| 50 & over years | 88 | - | - | - | - | 1 | 83 | 4 | - |
| Not stated | 642 | 19 | 1 | - | 16 | 326 | 191 | 28 | 61 |

Table CA26 - Currently employed population 16 years of age and over by sex, length of service with present employer and sector of employment

| Country, Island, Length of service and Sex | Total | Sector of employment | | | | | | | |
|--|--------|-----------------------|-----------------------|----------------------|-----------------------|-------------------------------|--------|----------------------------------|---------------|
| | | Central Government | Local Government | | Public enterprises | Private enterprises | | Private household services | Not stated |
| | | | Municipal Councils | District Councils | | Export Oriented Enterprise | Other | | |
| ISLAND OF RODRIGUES | | | | | | | | | |
| Both sexes | | | | | | | | | |
| Total | 15,415 | 2,964 | 7 | 13 | 769 | 68 | 10,961 | 619 | 14 |
| <1 year | 1,631 | 100 | - | - | 39 | 11 | 1,308 | 172 | 1 |
| 1 year | 914 | 145 | - | - | 48 | 6 | 639 | 76 | - |
| 2 years | 890 | 62 | - | - | 35 | 8 | 706 | 79 | - |
| 3 years | 883 | 97 | - | - | 37 | 8 | 688 | 53 | - |
| 4 years | 704 | 133 | 1 | - | 27 | 6 | 493 | 43 | 1 |
| 5 - 9 years | 2,590 | 519 | 3 | 1 | 120 | 11 | 1,838 | 98 | - |
| 10 - 14 years | 1,959 | 370 | 2 | 3 | 115 | 5 | 1,423 | 40 | 1 |
| 15 - 19 years | 1,589 | 320 | - | 2 | 79 | 7 | 1,159 | 22 | - |
| 20 - 24 years | 1,290 | 241 | - | - | 71 | 2 | 962 | 14 | - |
| 25 - 29 years | 733 | 172 | 1 | 1 | 31 | 4 | 515 | 9 | - |
| 30 - 34 years | 890 | 266 | - | 3 | 44 | - | 568 | 9 | - |
| 35 - 39 years | 736 | 388 | - | 2 | 90 | - | 253 | 3 | - |
| 40 - 44 years | 359 | 139 | - | 1 | 27 | - | 192 | - | - |
| 45 - 49 years | 73 | 9 | - | - | 4 | - | 59 | 1 | - |
| 50 & over years | 119 | 1 | - | - | - | - | 118 | - | - |
| Not stated | 55 | 2 | - | - | 2 | - | 40 | - | 11 |
| Male | | | | | | | | | |
| Total | 9,524 | 2,135 | 5 | 11 | 608 | 29 | 6,635 | 91 | 10 |
| <1 year | 981 | 53 | - | - | 23 | 4 | 874 | 26 | 1 |
| 1 year | 531 | 91 | - | - | 28 | 2 | 397 | 13 | - |
| 2 years | 497 | 41 | - | - | 22 | 4 | 416 | 14 | - |
| 3 years | 516 | 65 | - | - | 24 | 4 | 419 | 4 | - |
| 4 years | 391 | 82 | 1 | - | 18 | 3 | 280 | 6 | 1 |
| 5 - 9 years | 1,474 | 337 | 2 | - | 86 | 3 | 1,035 | 11 | - |
| 10 - 14 years | 1,203 | 241 | 1 | 3 | 89 | 3 | 856 | 10 | - |
| 15 - 19 years | 992 | 204 | - | 1 | 62 | 4 | 717 | 4 | - |
| 20 - 24 years | 839 | 149 | - | - | 63 | 1 | 624 | 2 | - |
| 25 - 29 years | 499 | 124 | 1 | 1 | 28 | 1 | 343 | 1 | - |
| 30 - 34 years | 600 | 230 | - | 3 | 43 | - | 324 | - | - |
| 35 - 39 years | 614 | 371 | - | 2 | 89 | - | 152 | - | - |
| 40 - 44 years | 254 | 135 | - | 1 | 27 | - | 91 | - | - |
| 45 - 49 years | 32 | 9 | - | - | 4 | - | 19 | - | - |
| 50 & over years | 59 | 1 | - | - | - | - | 58 | - | - |
| Not stated | 42 | 2 | - | - | 2 | - | 30 | - | 8 |
| Female | | | | | | | | | |
| Total | 5,891 | 829 | 2 | 2 | 161 | 39 | 4,326 | 528 | 4 |
| <1 year | 650 | 47 | - | - | 16 | 7 | 434 | 146 | - |
| 1 year | 383 | 54 | - | - | 20 | 4 | 242 | 63 | - |
| 2 years | 393 | 21 | - | - | 13 | 4 | 290 | 65 | - |
| 3 years | 367 | 32 | - | - | 13 | 4 | 269 | 49 | - |
| 4 years | 313 | 51 | - | - | 9 | 3 | 213 | 37 | - |
| 5 - 9 years | 1,116 | 182 | 1 | 1 | 34 | 8 | 803 | 87 | - |
| 10 - 14 years | 756 | 129 | 1 | - | 26 | 2 | 567 | 30 | 1 |
| 15 - 19 years | 597 | 116 | - | 1 | 17 | 3 | 442 | 18 | - |
| 20 - 24 years | 451 | 92 | - | - | 8 | 1 | 338 | 12 | - |
| 25 - 29 years | 234 | 48 | - | - | 3 | 3 | 172 | 8 | - |
| 30 - 34 years | 290 | 36 | - | - | 1 | - | 244 | 9 | - |
| 35 - 39 years | 122 | 17 | - | - | 1 | - | 101 | 3 | - |
| 40 - 44 years | 105 | 4 | - | - | - | - | 101 | - | - |
| 45 - 49 years | 41 | - | - | - | - | - | 40 | 1 | - |
| 50 & over years | 60 | - | - | - | - | - | 60 | - | - |
| Not stated | 13 | - | - | - | - | - | 10 | - | 3 |

Table CA27 - Currently employed population 16 years of age and over by sex, age, place of usual residence and place of work

| District of usual residence, Sex and Age (in years) | Total | Place of work (geographical district) | | | | | | | | | Rodrigues & Outer Islands | Outside Mauritius | Not stated |
|---|---------|---------------------------------------|---------------|-----------------|--------|------------|---------|-----------------|--------|-------------|---------------------------|-------------------|------------|
| | | Port Louis | Pamplemousses | Riv. du Rempart | Flacq | Grand Port | Savanne | Plaines Wilhems | Moka | Black River | | | |
| REPUBLIC OF MAURITIUS | | | | | | | | | | | | | |
| Both sexes | 522,198 | 98,015 | 52,463 | 36,861 | 41,543 | 33,908 | 20,450 | 145,025 | 37,308 | 37,398 | 15,309 | 709 | 3,209 |
| < 20 | 10,582 | 1,733 | 1,188 | 887 | 891 | 555 | 401 | 2,775 | 658 | 1,078 | 343 | 4 | 69 |
| 20 - 29 | 117,514 | 22,499 | 11,837 | 7,554 | 8,021 | 6,360 | 4,309 | 34,410 | 7,686 | 10,288 | 3,326 | 186 | 1,038 |
| 30 - 44 | 206,735 | 37,232 | 21,903 | 15,941 | 17,426 | 14,330 | 8,022 | 54,621 | 14,868 | 14,318 | 6,378 | 291 | 1,405 |
| 45 - 64 | 179,778 | 35,069 | 16,930 | 12,089 | 14,699 | 12,195 | 7,361 | 50,912 | 13,601 | 11,389 | 4,666 | 211 | 656 |
| 65+ | 7,589 | 1,482 | 605 | 390 | 506 | 468 | 357 | 2,307 | 495 | 325 | 596 | 17 | 41 |
| Male | 337,070 | 63,715 | 35,597 | 23,545 | 28,452 | 23,257 | 13,397 | 86,760 | 24,709 | 25,505 | 9,437 | 549 | 2,147 |
| < 20 | 7,095 | 1,080 | 865 | 590 | 635 | 389 | 300 | 1,714 | 470 | 762 | 236 | 4 | 50 |
| 20 - 29 | 70,270 | 12,661 | 7,872 | 4,653 | 5,298 | 4,112 | 2,594 | 18,630 | 4,867 | 6,798 | 1,998 | 147 | 640 |
| 30 - 44 | 131,313 | 23,274 | 14,532 | 10,080 | 11,874 | 9,770 | 5,057 | 32,415 | 9,610 | 9,658 | 3,862 | 230 | 951 |
| 45 - 64 | 122,925 | 25,501 | 11,862 | 7,924 | 10,267 | 8,646 | 5,196 | 32,416 | 9,440 | 8,037 | 3,001 | 156 | 479 |
| 65+ | 5,467 | 1,199 | 466 | 298 | 378 | 340 | 250 | 1,585 | 322 | 250 | 340 | 12 | 27 |
| Female | 185,128 | 34,300 | 16,866 | 13,316 | 13,091 | 10,651 | 7,053 | 58,265 | 12,599 | 11,893 | 5,872 | 160 | 1,062 |
| < 20 | 3,487 | 653 | 323 | 297 | 256 | 166 | 101 | 1,061 | 188 | 316 | 107 | - | 19 |
| 20 - 29 | 47,244 | 9,838 | 3,965 | 2,901 | 2,723 | 2,248 | 1,715 | 15,780 | 2,819 | 3,490 | 1,328 | 39 | 398 |
| 30 - 44 | 75,422 | 13,958 | 7,371 | 5,861 | 5,552 | 4,560 | 2,965 | 22,206 | 5,258 | 4,660 | 2,516 | 61 | 454 |
| 45 - 64 | 56,853 | 9,568 | 5,068 | 4,165 | 4,432 | 3,549 | 2,165 | 18,496 | 4,161 | 3,352 | 1,665 | 55 | 177 |
| 65+ | 2,122 | 283 | 139 | 92 | 128 | 128 | 107 | 722 | 173 | 75 | 256 | 5 | 14 |
| ISLAND OF MAURITIUS | | | | | | | | | | | | | |
| Both sexes | 506,783 | 97,851 | 52,379 | 36,811 | 41,510 | 33,872 | 20,421 | 144,807 | 37,251 | 37,346 | 705 | 664 | 3,166 |
| < 20 | 10,231 | 1,722 | 1,188 | 885 | 889 | 555 | 401 | 2,772 | 655 | 1,077 | 15 | 4 | 68 |
| 20 - 29 | 114,031 | 22,440 | 11,806 | 7,542 | 8,012 | 6,347 | 4,304 | 34,314 | 7,669 | 10,264 | 141 | 171 | 1,021 |
| 30 - 44 | 200,429 | 37,175 | 21,867 | 15,922 | 17,419 | 14,317 | 8,009 | 54,550 | 14,846 | 14,301 | 351 | 278 | 1,394 |
| 45 - 64 | 175,098 | 35,034 | 16,914 | 12,074 | 14,685 | 12,185 | 7,351 | 50,868 | 13,586 | 11,380 | 183 | 195 | 643 |
| 65+ | 6,994 | 1,480 | 604 | 388 | 505 | 468 | 356 | 2,303 | 495 | 324 | 15 | 16 | 40 |
| Male | 327,546 | 63,600 | 35,539 | 23,509 | 28,428 | 23,232 | 13,378 | 86,617 | 24,673 | 25,465 | 472 | 522 | 2,111 |
| < 20 | 6,857 | 1,073 | 865 | 589 | 633 | 389 | 300 | 1,712 | 469 | 762 | 12 | 4 | 49 |
| 20 - 29 | 68,154 | 12,623 | 7,849 | 4,642 | 5,295 | 4,103 | 2,590 | 18,561 | 4,856 | 6,778 | 93 | 137 | 627 |
| 30 - 44 | 127,481 | 23,235 | 14,508 | 10,066 | 11,868 | 9,760 | 5,050 | 32,370 | 9,594 | 9,647 | 219 | 223 | 941 |
| 45 - 64 | 119,928 | 25,472 | 11,852 | 7,916 | 10,254 | 8,640 | 5,189 | 32,391 | 9,432 | 8,029 | 138 | 147 | 468 |
| 65+ | 5,126 | 1,197 | 465 | 296 | 378 | 340 | 249 | 1,583 | 322 | 249 | 10 | 11 | 26 |
| Female | 179,237 | 34,251 | 16,840 | 13,302 | 13,082 | 10,640 | 7,043 | 58,190 | 12,578 | 11,881 | 233 | 142 | 1,055 |
| < 20 | 3,374 | 649 | 323 | 296 | 256 | 166 | 101 | 1,060 | 186 | 315 | 3 | - | 19 |
| 20 - 29 | 45,877 | 9,817 | 3,957 | 2,900 | 2,717 | 2,244 | 1,714 | 15,753 | 2,813 | 3,486 | 48 | 34 | 394 |
| 30 - 44 | 72,948 | 13,940 | 7,359 | 5,856 | 5,551 | 4,557 | 2,959 | 22,180 | 5,252 | 4,654 | 132 | 55 | 453 |
| 45 - 64 | 55,170 | 9,562 | 5,062 | 4,158 | 4,431 | 3,545 | 2,162 | 18,477 | 4,154 | 3,351 | 45 | 48 | 175 |
| 65+ | 1,868 | 283 | 139 | 92 | 127 | 128 | 107 | 720 | 173 | 75 | 5 | 5 | 14 |

Table CA27 - Currently employed population 16 years of age and over by sex, age, place of usual residence and place of work

| District of usual residence, Sex and Age (in years) | Total | Place of work (geographical district) | | | | | | | | | Rodrigues & Outer Islands | Outside Mauritius | Not stated |
|---|--------|---------------------------------------|---------------|-----------------|-------|------------|---------|-----------------|-------|-------------|---------------------------|-------------------|------------|
| | | Port Louis | Pamplemousses | Riv. du Rempart | Flacq | Grand Port | Savanne | Plaines Wilhems | Moka | Black River | | | |
| PORT LOUIS DISTRICT | | | | | | | | | | | | | |
| Both sexes | 46,657 | 31,053 | 4,624 | 802 | 254 | 294 | 170 | 4,840 | 2,125 | 1,740 | 74 | 29 | 652 |
| < 20 | 1,174 | 756 | 138 | 23 | 6 | 1 | 4 | 118 | 64 | 39 | 3 | - | 22 |
| 20 - 29 | 10,876 | 6,486 | 1,326 | 214 | 64 | 66 | 37 | 1,484 | 531 | 447 | 13 | 9 | 199 |
| 30 - 44 | 16,894 | 11,123 | 1,760 | 314 | 87 | 134 | 69 | 1,698 | 749 | 659 | 28 | 12 | 261 |
| 45 - 64 | 16,784 | 11,910 | 1,363 | 245 | 91 | 93 | 59 | 1,489 | 759 | 586 | 25 | 8 | 156 |
| 65+ | 929 | 778 | 37 | 6 | 6 | - | 1 | 51 | 22 | 9 | 5 | - | 14 |
| Male | 31,540 | 20,743 | 3,277 | 540 | 193 | 229 | 120 | 3,169 | 1,462 | 1,253 | 49 | 25 | 480 |
| < 20 | 771 | 483 | 95 | 18 | 5 | 1 | 4 | 66 | 53 | 27 | 2 | - | 17 |
| 20 - 29 | 6,921 | 4,033 | 953 | 128 | 50 | 49 | 23 | 895 | 352 | 280 | 7 | 7 | 144 |
| 30 - 44 | 11,115 | 7,159 | 1,203 | 216 | 65 | 105 | 43 | 1,116 | 497 | 481 | 19 | 11 | 200 |
| 45 - 64 | 12,009 | 8,465 | 996 | 173 | 67 | 74 | 49 | 1,056 | 541 | 457 | 16 | 7 | 108 |
| 65+ | 724 | 603 | 30 | 5 | 6 | - | 1 | 36 | 19 | 8 | 5 | - | 11 |
| Female | 15,117 | 10,310 | 1,347 | 262 | 61 | 65 | 50 | 1,671 | 663 | 487 | 25 | 4 | 172 |
| < 20 | 403 | 273 | 43 | 5 | 1 | - | - | 52 | 11 | 12 | 1 | - | 5 |
| 20 - 29 | 3,955 | 2,453 | 373 | 86 | 14 | 17 | 14 | 589 | 179 | 167 | 6 | 2 | 55 |
| 30 - 44 | 5,779 | 3,964 | 557 | 98 | 22 | 29 | 26 | 582 | 252 | 178 | 9 | 1 | 61 |
| 45 - 64 | 4,775 | 3,445 | 367 | 72 | 24 | 19 | 10 | 433 | 218 | 129 | 9 | 1 | 48 |
| 65+ | 205 | 175 | 7 | 1 | - | - | - | 15 | 3 | 1 | - | - | 3 |
| PAMPLEMOUSSES DISTRICT | | | | | | | | | | | | | |
| Both sexes | 58,692 | 14,579 | 31,152 | 4,482 | 671 | 354 | 121 | 3,990 | 1,625 | 1,318 | 65 | 61 | 274 |
| < 20 | 1,230 | 270 | 725 | 105 | 9 | 1 | 2 | 67 | 24 | 22 | 2 | - | 3 |
| 20 - 29 | 13,581 | 3,589 | 6,506 | 1,052 | 159 | 91 | 31 | 1,272 | 431 | 333 | 12 | 27 | 78 |
| 30 - 44 | 24,113 | 5,664 | 13,133 | 1,947 | 287 | 165 | 43 | 1,553 | 653 | 493 | 27 | 23 | 125 |
| 45 - 64 | 19,143 | 4,943 | 10,351 | 1,345 | 213 | 96 | 45 | 1,086 | 509 | 459 | 22 | 9 | 65 |
| 65+ | 625 | 113 | 437 | 33 | 3 | 1 | - | 12 | 8 | 11 | 2 | 2 | 3 |
| Male | 38,319 | 9,384 | 20,222 | 2,734 | 438 | 270 | 81 | 2,784 | 1,176 | 921 | 43 | 55 | 211 |
| < 20 | 840 | 164 | 515 | 67 | 7 | 1 | 1 | 50 | 16 | 14 | 2 | - | 3 |
| 20 - 29 | 8,276 | 2,011 | 4,202 | 578 | 79 | 62 | 19 | 763 | 276 | 196 | 6 | 24 | 60 |
| 30 - 44 | 15,500 | 3,503 | 8,358 | 1,186 | 199 | 130 | 30 | 1,100 | 487 | 373 | 16 | 22 | 96 |
| 45 - 64 | 13,233 | 3,620 | 6,823 | 878 | 150 | 76 | 31 | 862 | 389 | 327 | 18 | 8 | 51 |
| 65+ | 470 | 86 | 324 | 25 | 3 | 1 | - | 9 | 8 | 11 | 1 | 1 | 1 |
| Female | 20,373 | 5,195 | 10,930 | 1,748 | 233 | 84 | 40 | 1,206 | 449 | 397 | 22 | 6 | 63 |
| < 20 | 390 | 106 | 210 | 38 | 2 | - | 1 | 17 | 8 | 8 | - | - | - |
| 20 - 29 | 5,305 | 1,578 | 2,304 | 474 | 80 | 29 | 12 | 509 | 155 | 137 | 6 | 3 | 18 |
| 30 - 44 | 8,613 | 2,161 | 4,775 | 761 | 88 | 35 | 13 | 453 | 166 | 120 | 11 | 1 | 29 |
| 45 - 64 | 5,910 | 1,323 | 3,528 | 467 | 63 | 20 | 14 | 224 | 120 | 132 | 4 | 1 | 14 |
| 65+ | 155 | 27 | 113 | 8 | - | - | - | 3 | - | - | 1 | 1 | 2 |

Table CA27 - Currently employed population 16 years of age and over by sex, age, place of usual residence and place of work

| District of usual residence, Sex and Age (in years) | Total | Place of work (geographical district) | | | | | | | | | Rodrigues & Outer Islands | Outside Mauritius | Not stated |
|---|--------|---------------------------------------|---------------|-----------------|--------|------------|---------|-----------------|-------|-------------|---------------------------|-------------------|------------|
| | | Port Louis | Pamplemousses | Riv. du Rempart | Flacq | Grand Port | Savanne | Plaines Wilhems | Moka | Black River | | | |
| RIVIERE DU REMPART DISTRICT | | | | | | | | | | | | | |
| Both sexes | 45,023 | 5,848 | 6,698 | 26,872 | 1,221 | 184 | 96 | 2,178 | 917 | 685 | 87 | 54 | 183 |
| < 20 | 926 | 58 | 105 | 660 | 17 | 1 | 1 | 45 | 15 | 19 | 2 | - | 3 |
| 20 - 29 | 9,861 | 1,470 | 1,625 | 5,284 | 234 | 42 | 18 | 737 | 222 | 159 | 15 | 12 | 43 |
| 30 - 44 | 19,275 | 2,464 | 2,862 | 11,645 | 534 | 100 | 43 | 852 | 344 | 273 | 42 | 27 | 89 |
| 45 - 64 | 14,540 | 1,823 | 2,063 | 8,976 | 428 | 41 | 32 | 529 | 329 | 230 | 27 | 15 | 47 |
| 65+ | 421 | 33 | 43 | 307 | 8 | - | 2 | 15 | 7 | 4 | 1 | - | 1 |
| Male | 29,329 | 3,852 | 4,573 | 16,817 | 862 | 138 | 63 | 1,543 | 678 | 556 | 61 | 43 | 143 |
| < 20 | 632 | 34 | 88 | 429 | 15 | 1 | 1 | 34 | 12 | 14 | 2 | - | 2 |
| 20 - 29 | 5,901 | 734 | 994 | 3,228 | 139 | 30 | 11 | 471 | 132 | 108 | 13 | 10 | 31 |
| 30 - 44 | 12,317 | 1,558 | 1,888 | 7,202 | 366 | 74 | 26 | 606 | 254 | 229 | 25 | 22 | 67 |
| 45 - 64 | 10,148 | 1,498 | 1,568 | 5,722 | 335 | 33 | 24 | 419 | 274 | 202 | 20 | 11 | 42 |
| 65+ | 331 | 28 | 35 | 236 | 7 | - | 1 | 13 | 6 | 3 | 1 | - | 1 |
| Female | 15,694 | 1,996 | 2,125 | 10,055 | 359 | 46 | 33 | 635 | 239 | 129 | 26 | 11 | 40 |
| < 20 | 294 | 24 | 17 | 231 | 2 | - | - | 11 | 3 | 5 | - | - | 1 |
| 20 - 29 | 3,960 | 736 | 631 | 2,056 | 95 | 12 | 7 | 266 | 90 | 51 | 2 | 2 | 12 |
| 30 - 44 | 6,958 | 906 | 974 | 4,443 | 168 | 26 | 17 | 246 | 90 | 44 | 17 | 5 | 22 |
| 45 - 64 | 4,392 | 325 | 495 | 3,254 | 93 | 8 | 8 | 110 | 55 | 28 | 7 | 4 | 5 |
| 65+ | 90 | 5 | 8 | 71 | 1 | - | 1 | 2 | 1 | 1 | - | - | - |
| FLACQ DISTRICT | | | | | | | | | | | | | |
| Both sexes | 53,807 | 4,674 | 2,540 | 1,920 | 34,341 | 548 | 289 | 4,452 | 3,694 | 950 | 47 | 90 | 262 |
| < 20 | 1,120 | 57 | 60 | 35 | 755 | 11 | 4 | 97 | 72 | 24 | 2 | - | 3 |
| 20 - 29 | 11,359 | 1,225 | 656 | 363 | 6,471 | 113 | 60 | 1,386 | 746 | 199 | 8 | 31 | 101 |
| 30 - 44 | 22,898 | 2,013 | 1,123 | 903 | 14,490 | 241 | 132 | 1,822 | 1,558 | 428 | 23 | 38 | 127 |
| 45 - 64 | 17,915 | 1,368 | 693 | 608 | 12,187 | 178 | 89 | 1,134 | 1,299 | 293 | 14 | 21 | 31 |
| 65+ | 515 | 11 | 8 | 11 | 438 | 5 | 4 | 13 | 19 | 6 | - | - | - |
| Male | 37,108 | 3,181 | 1,839 | 1,319 | 23,435 | 418 | 219 | 3,078 | 2,514 | 769 | 33 | 79 | 224 |
| < 20 | 772 | 34 | 42 | 29 | 531 | 9 | 3 | 62 | 39 | 19 | 1 | - | 3 |
| 20 - 29 | 7,328 | 664 | 460 | 239 | 4,328 | 80 | 41 | 810 | 441 | 145 | 6 | 26 | 88 |
| 30 - 44 | 15,805 | 1,355 | 792 | 622 | 9,873 | 196 | 97 | 1,330 | 1,021 | 361 | 16 | 35 | 107 |
| 45 - 64 | 12,837 | 1,119 | 537 | 421 | 8,386 | 131 | 75 | 868 | 1,006 | 240 | 10 | 18 | 26 |
| 65+ | 366 | 9 | 8 | 8 | 317 | 2 | 3 | 8 | 7 | 4 | - | - | - |
| Female | 16,699 | 1,493 | 701 | 601 | 10,906 | 130 | 70 | 1,374 | 1,180 | 181 | 14 | 11 | 38 |
| < 20 | 348 | 23 | 18 | 6 | 224 | 2 | 1 | 35 | 33 | 5 | 1 | - | - |
| 20 - 29 | 4,031 | 561 | 196 | 124 | 2,143 | 33 | 19 | 576 | 305 | 54 | 2 | 5 | 13 |
| 30 - 44 | 7,093 | 658 | 331 | 281 | 4,617 | 45 | 35 | 492 | 537 | 67 | 7 | 3 | 20 |
| 45 - 64 | 5,078 | 249 | 156 | 187 | 3,801 | 47 | 14 | 266 | 293 | 53 | 4 | 3 | 5 |
| 65+ | 149 | 2 | - | 3 | 121 | 3 | 1 | 5 | 12 | 2 | - | - | - |

Table CA27 - Currently employed population 16 years of age and over by sex, age, place of usual residence and place of work

| District of usual residence, Sex and Age (in years) | Total | Place of work (geographical district) | | | | | | | | | Rodrigues & Outer Islands | Outside Mauritius | Not stated |
|---|--------|---------------------------------------|---------------|-----------------|-------|------------|---------|-----------------|-------|-------------|---------------------------|-------------------|------------|
| | | Port Louis | Pamplemousses | Riv. du Rempart | Flacq | Grand Port | Savanne | Plaines Wilhems | Moka | Black River | | | |
| GRAND PORT DISTRICT | | | | | | | | | | | | | |
| Both sexes | 44,464 | 2,929 | 828 | 301 | 844 | 25,944 | 2,260 | 8,623 | 1,472 | 938 | 59 | 72 | 194 |
| < 20 | 910 | 47 | 24 | 7 | 33 | 468 | 52 | 215 | 33 | 24 | 1 | 3 | 3 |
| 20 - 29 | 9,793 | 869 | 198 | 82 | 240 | 4,737 | 572 | 2,357 | 369 | 270 | 14 | 27 | 58 |
| 30 - 44 | 18,381 | 1,222 | 361 | 124 | 330 | 10,800 | 946 | 3,455 | 617 | 379 | 32 | 26 | 89 |
| 45 - 64 | 14,892 | 786 | 240 | 86 | 237 | 9,529 | 683 | 2,557 | 446 | 259 | 12 | 16 | 41 |
| 65+ | 488 | 5 | 5 | 2 | 4 | 410 | 7 | 39 | 7 | 6 | - | - | 3 |
| Male | 30,303 | 1,914 | 624 | 243 | 647 | 17,770 | 1,499 | 5,478 | 1,094 | 783 | 42 | 48 | 161 |
| < 20 | 619 | 32 | 18 | 6 | 22 | 327 | 41 | 122 | 25 | 19 | 1 | 3 | 3 |
| 20 - 29 | 6,249 | 477 | 160 | 65 | 162 | 3,129 | 380 | 1,339 | 245 | 214 | 11 | 20 | 47 |
| 30 - 44 | 12,484 | 793 | 261 | 100 | 264 | 7,381 | 564 | 2,227 | 457 | 322 | 21 | 15 | 79 |
| 45 - 64 | 10,605 | 607 | 180 | 72 | 195 | 6,643 | 510 | 1,763 | 361 | 223 | 9 | 10 | 32 |
| 65+ | 346 | 5 | 5 | - | 4 | 290 | 4 | 27 | 6 | 5 | - | - | - |
| Female | 14,161 | 1,015 | 204 | 58 | 197 | 8,174 | 761 | 3,145 | 378 | 155 | 17 | 24 | 33 |
| < 20 | 291 | 15 | 6 | 1 | 11 | 141 | 11 | 93 | 8 | 5 | - | - | - |
| 20 - 29 | 3,544 | 392 | 38 | 17 | 78 | 1,608 | 192 | 1,018 | 124 | 56 | 3 | 7 | 11 |
| 30 - 44 | 5,897 | 429 | 100 | 24 | 66 | 3,419 | 382 | 1,228 | 160 | 57 | 11 | 11 | 10 |
| 45 - 64 | 4,287 | 179 | 60 | 14 | 42 | 2,886 | 173 | 794 | 85 | 36 | 3 | 6 | 9 |
| 65+ | 142 | - | - | 2 | - | 120 | 3 | 12 | 1 | 1 | - | - | 3 |
| SAVANNE DISTRICT | | | | | | | | | | | | | |
| Both sexes | 28,218 | 1,485 | 405 | 173 | 275 | 2,116 | 15,642 | 4,330 | 1,209 | 2,473 | 28 | 31 | 51 |
| < 20 | 647 | 22 | 10 | 5 | 12 | 35 | 310 | 129 | 20 | 104 | - | - | - |
| 20 - 29 | 6,573 | 472 | 90 | 37 | 70 | 475 | 3,184 | 1,253 | 229 | 729 | 8 | 11 | 15 |
| 30 - 44 | 10,988 | 552 | 171 | 83 | 112 | 934 | 6,018 | 1,703 | 436 | 932 | 12 | 16 | 19 |
| 45 - 64 | 9,578 | 432 | 128 | 47 | 79 | 661 | 5,806 | 1,223 | 481 | 697 | 6 | 3 | 15 |
| 65+ | 432 | 7 | 6 | 1 | 2 | 11 | 324 | 22 | 43 | 11 | 2 | 1 | 2 |
| Male | 18,707 | 1,015 | 293 | 123 | 201 | 1,430 | 10,092 | 2,885 | 801 | 1,778 | 21 | 28 | 40 |
| < 20 | 460 | 16 | 7 | 3 | 9 | 21 | 232 | 80 | 17 | 75 | - | - | - |
| 20 - 29 | 3,985 | 270 | 72 | 22 | 54 | 292 | 1,848 | 727 | 152 | 520 | 6 | 10 | 12 |
| 30 - 44 | 7,231 | 364 | 127 | 62 | 75 | 635 | 3,768 | 1,181 | 315 | 666 | 8 | 15 | 15 |
| 45 - 64 | 6,745 | 359 | 82 | 36 | 62 | 473 | 4,020 | 883 | 302 | 509 | 6 | 2 | 11 |
| 65+ | 286 | 6 | 5 | - | 1 | 9 | 224 | 14 | 15 | 8 | 1 | 1 | 2 |
| Female | 9,511 | 470 | 112 | 50 | 74 | 686 | 5,550 | 1,445 | 408 | 695 | 7 | 3 | 11 |
| < 20 | 187 | 6 | 3 | 2 | 3 | 14 | 78 | 49 | 3 | 29 | - | - | - |
| 20 - 29 | 2,588 | 202 | 18 | 15 | 16 | 183 | 1,336 | 526 | 77 | 209 | 2 | 1 | 3 |
| 30 - 44 | 3,757 | 188 | 44 | 21 | 37 | 299 | 2,250 | 522 | 121 | 266 | 4 | 1 | 4 |
| 45 - 64 | 2,833 | 73 | 46 | 11 | 17 | 188 | 1,786 | 340 | 179 | 188 | - | 1 | 4 |
| 65+ | 146 | 1 | 1 | 1 | 1 | 2 | 100 | 8 | 28 | 3 | 1 | - | - |

Table CA27 - Currently employed population 16 years of age and over by sex, age, place of usual residence and place of work

| District of usual residence, Sex and Age (in years) | Total | Place of work (geographical district) | | | | | | | | | Rodrigues & Outer Islands | Outside Mauritius | Not stated |
|---|-------|---------------------------------------|---------------|-----------------|-------|------------|---------|-----------------|------|-------------|---------------------------|-------------------|------------|
| | | Port Louis | Pamplemousses | Riv. du Rempart | Flacq | Grand Port | Savanne | Plaines Wilhems | Moka | Black River | | | |

PLAINES WILHEMS DISTRICT

| | | | | | | | | | | | | | |
|----------------------|---------|--------|-------|-------|-------|-------|-------|---------|-------|-------|-----|-----|-----|
| Both sexes | 159,205 | 25,597 | 4,113 | 1,500 | 1,419 | 3,872 | 1,384 | 101,481 | 9,167 | 9,351 | 250 | 237 | 834 |
| < 20 | 2,608 | 258 | 77 | 30 | 27 | 34 | 20 | 1,747 | 123 | 265 | 4 | - | 23 |
| 20 - 29 | 34,755 | 5,508 | 944 | 331 | 256 | 713 | 300 | 21,967 | 1,972 | 2,444 | 48 | 35 | 237 |
| 30 - 44 | 59,326 | 9,555 | 1,609 | 585 | 539 | 1,675 | 551 | 37,284 | 3,462 | 3,471 | 127 | 101 | 367 |
| 45 - 64 | 59,673 | 9,856 | 1,427 | 533 | 572 | 1,415 | 499 | 38,455 | 3,483 | 3,081 | 67 | 92 | 193 |
| 65+ | 2,843 | 420 | 56 | 21 | 25 | 35 | 14 | 2,028 | 127 | 90 | 4 | 9 | 14 |
| Male | 97,405 | 15,993 | 3,185 | 1,132 | 1,014 | 2,555 | 977 | 58,716 | 5,947 | 6,937 | 167 | 173 | 609 |
| < 20 | 1,678 | 143 | 60 | 22 | 22 | 25 | 12 | 1,100 | 90 | 187 | 3 | - | 14 |
| 20 - 29 | 19,011 | 2,885 | 679 | 242 | 156 | 387 | 201 | 11,358 | 1,175 | 1,694 | 33 | 27 | 174 |
| 30 - 44 | 35,202 | 5,652 | 1,231 | 429 | 373 | 1,045 | 375 | 21,032 | 2,129 | 2,509 | 79 | 74 | 274 |
| 45 - 64 | 39,423 | 6,952 | 1,165 | 423 | 438 | 1,066 | 375 | 23,824 | 2,459 | 2,467 | 50 | 66 | 138 |
| 65+ | 2,091 | 361 | 50 | 16 | 25 | 32 | 14 | 1,402 | 94 | 80 | 2 | 6 | 9 |
| Female | 61,800 | 9,604 | 928 | 368 | 405 | 1,317 | 407 | 42,765 | 3,220 | 2,414 | 83 | 64 | 225 |
| < 20 | 930 | 115 | 17 | 8 | 5 | 9 | 8 | 647 | 33 | 78 | 1 | - | 9 |
| 20 - 29 | 15,744 | 2,623 | 265 | 89 | 100 | 326 | 99 | 10,609 | 797 | 750 | 15 | 8 | 63 |
| 30 - 44 | 24,124 | 3,903 | 378 | 156 | 166 | 630 | 176 | 16,252 | 1,333 | 962 | 48 | 27 | 93 |
| 45 - 64 | 20,250 | 2,904 | 262 | 110 | 134 | 349 | 124 | 14,631 | 1,024 | 614 | 17 | 26 | 55 |
| 65+ | 752 | 59 | 6 | 5 | - | 3 | - | 626 | 33 | 10 | 2 | 3 | 5 |

MOKA DISTRICT

| | | | | | | | | | | | | | |
|----------------------|--------|-------|-----|-----|-------|-----|-----|-------|--------|-------|----|----|-----|
| Both sexes | 34,694 | 5,660 | 907 | 391 | 2,296 | 316 | 140 | 7,959 | 15,567 | 1,262 | 45 | 27 | 124 |
| < 20 | 611 | 102 | 20 | 7 | 28 | 3 | 1 | 146 | 268 | 30 | 1 | - | 5 |
| 20 - 29 | 7,600 | 1,380 | 196 | 96 | 480 | 63 | 35 | 2,169 | 2,812 | 314 | 11 | 9 | 35 |
| 30 - 44 | 14,367 | 2,263 | 405 | 170 | 951 | 157 | 58 | 3,310 | 6,412 | 546 | 27 | 13 | 55 |
| 45 - 64 | 11,721 | 1,860 | 283 | 115 | 821 | 89 | 45 | 2,282 | 5,821 | 367 | 6 | 5 | 27 |
| 65+ | 395 | 55 | 3 | 3 | 16 | 4 | 1 | 52 | 254 | 5 | - | - | 2 |
| Male | 22,777 | 3,780 | 703 | 316 | 1,507 | 241 | 99 | 5,067 | 9,959 | 968 | 29 | 22 | 86 |
| < 20 | 419 | 72 | 17 | 6 | 21 | 3 | 1 | 83 | 186 | 24 | 1 | - | 5 |
| 20 - 29 | 4,757 | 777 | 139 | 82 | 301 | 43 | 20 | 1,286 | 1,846 | 228 | 5 | 6 | 24 |
| 30 - 44 | 9,340 | 1,477 | 317 | 130 | 592 | 113 | 43 | 2,162 | 4,009 | 433 | 17 | 11 | 36 |
| 45 - 64 | 7,997 | 1,405 | 227 | 95 | 581 | 78 | 35 | 1,507 | 3,758 | 280 | 6 | 5 | 20 |
| 65+ | 264 | 49 | 3 | 3 | 12 | 4 | - | 29 | 160 | 3 | - | - | 1 |
| Female | 11,917 | 1,880 | 204 | 75 | 789 | 75 | 41 | 2,892 | 5,608 | 294 | 16 | 5 | 38 |
| < 20 | 192 | 30 | 3 | 1 | 7 | - | - | 63 | 82 | 6 | - | - | - |
| 20 - 29 | 2,843 | 603 | 57 | 14 | 179 | 20 | 15 | 883 | 966 | 86 | 6 | 3 | 11 |
| 30 - 44 | 5,027 | 786 | 88 | 40 | 359 | 44 | 15 | 1,148 | 2,403 | 113 | 10 | 2 | 19 |
| 45 - 64 | 3,724 | 455 | 56 | 20 | 240 | 11 | 10 | 775 | 2,063 | 87 | - | - | 7 |
| 65+ | 131 | 6 | - | - | 4 | - | 1 | 23 | 94 | 2 | - | - | 1 |

Table CA27 - Currently employed population 16 years of age and over by sex, age, place of usual residence and place of work

| District of usual residence, Sex and Age (in years) | Total | Place of work (geographical district) | | | | | | | | | Rodrigues & Outer Islands | Outside Mauritius | Not stated |
|---|-------|---------------------------------------|---------------|-----------------|-------|------------|---------|-----------------|------|-------------|---------------------------|-------------------|------------|
| | | Port Louis | Pamplemousses | Riv. du Rempart | Flacq | Grand Port | Savanne | Plaines Wilhems | Moka | Black River | | | |

BLACK RIVER DISTRICT

| | | | | | | | | | | | | | |
|----------------------|--------|-------|-------|-----|-----|-----|-----|-------|-------|--------|----|----|-----|
| Both sexes | 36,023 | 6,026 | 1,112 | 370 | 189 | 244 | 319 | 6,954 | 1,475 | 18,629 | 50 | 63 | 592 |
| < 20 | 1,005 | 152 | 29 | 13 | 2 | 1 | 7 | 208 | 36 | 550 | - | 1 | 6 |
| 20 - 29 | 9,633 | 1,441 | 265 | 83 | 38 | 47 | 67 | 1,689 | 357 | 5,369 | 12 | 10 | 255 |
| 30 - 44 | 14,187 | 2,319 | 443 | 151 | 89 | 111 | 149 | 2,873 | 615 | 7,120 | 33 | 22 | 262 |
| 45 - 64 | 10,852 | 2,056 | 366 | 119 | 57 | 83 | 93 | 2,113 | 459 | 5,408 | 4 | 26 | 68 |
| 65+ | 346 | 58 | 9 | 4 | 3 | 2 | 3 | 71 | 8 | 182 | 1 | 4 | 1 |
| Male | 22,058 | 3,738 | 823 | 285 | 131 | 181 | 228 | 3,897 | 1,042 | 11,500 | 27 | 49 | 157 |
| < 20 | 666 | 95 | 23 | 9 | 1 | 1 | 5 | 115 | 31 | 383 | - | 1 | 2 |
| 20 - 29 | 5,726 | 772 | 190 | 58 | 26 | 31 | 47 | 912 | 237 | 3,393 | 6 | 7 | 47 |
| 30 - 44 | 8,487 | 1,374 | 331 | 119 | 61 | 81 | 104 | 1,616 | 425 | 4,273 | 18 | 18 | 67 |
| 45 - 64 | 6,931 | 1,447 | 274 | 96 | 40 | 66 | 70 | 1,209 | 342 | 3,324 | 3 | 20 | 40 |
| 65+ | 248 | 50 | 5 | 3 | 3 | 2 | 2 | 45 | 7 | 127 | - | 3 | 1 |
| Female | 13,965 | 2,288 | 289 | 85 | 58 | 63 | 91 | 3,057 | 433 | 7,129 | 23 | 14 | 435 |
| < 20 | 339 | 57 | 6 | 4 | 1 | - | 2 | 93 | 5 | 167 | - | - | 4 |
| 20 - 29 | 3,907 | 669 | 75 | 25 | 12 | 16 | 20 | 777 | 120 | 1,976 | 6 | 3 | 208 |
| 30 - 44 | 5,700 | 945 | 112 | 32 | 28 | 30 | 45 | 1,257 | 190 | 2,847 | 15 | 4 | 195 |
| 45 - 64 | 3,921 | 609 | 92 | 23 | 17 | 17 | 23 | 904 | 117 | 2,084 | 1 | 6 | 28 |
| 65+ | 98 | 8 | 4 | 1 | - | - | 1 | 26 | 1 | 55 | 1 | 1 | - |

ISLAND OF RODRIGUES

| | | | | | | | | | | | | | |
|----------------------|--------|-----|----|----|----|----|----|-----|----|----|--------|----|----|
| Both sexes | 15,415 | 164 | 84 | 50 | 33 | 36 | 29 | 218 | 57 | 52 | 14,604 | 45 | 43 |
| < 20 | 351 | 11 | - | 2 | 2 | - | - | 3 | 3 | 1 | 328 | - | 1 |
| 20 - 29 | 3,483 | 59 | 31 | 12 | 9 | 13 | 5 | 96 | 17 | 24 | 3,185 | 15 | 17 |
| 30 - 44 | 6,306 | 57 | 36 | 19 | 7 | 13 | 13 | 71 | 22 | 17 | 6,027 | 13 | 11 |
| 45 - 64 | 4,680 | 35 | 16 | 15 | 14 | 10 | 10 | 44 | 15 | 9 | 4,483 | 16 | 13 |
| 65+ | 595 | 2 | 1 | 2 | 1 | - | 1 | 4 | - | 1 | 581 | 1 | 1 |
| Male | 9,524 | 115 | 58 | 36 | 24 | 25 | 19 | 143 | 36 | 40 | 8,965 | 27 | 36 |
| < 20 | 238 | 7 | - | 1 | 2 | - | - | 2 | 1 | - | 224 | - | 1 |
| 20 - 29 | 2,116 | 38 | 23 | 11 | 3 | 9 | 4 | 69 | 11 | 20 | 1,905 | 10 | 13 |
| 30 - 44 | 3,832 | 39 | 24 | 14 | 6 | 10 | 7 | 45 | 16 | 11 | 3,643 | 7 | 10 |
| 45 - 64 | 2,997 | 29 | 10 | 8 | 13 | 6 | 7 | 25 | 8 | 8 | 2,863 | 9 | 11 |
| 65+ | 341 | 2 | 1 | 2 | - | - | 1 | 2 | - | 1 | 330 | 1 | 1 |
| Female | 5,891 | 49 | 26 | 14 | 9 | 11 | 10 | 75 | 21 | 12 | 5,639 | 18 | 7 |
| < 20 | 113 | 4 | - | 1 | - | - | - | 1 | 2 | 1 | 104 | - | - |
| 20 - 29 | 1,367 | 21 | 8 | 1 | 6 | 4 | 1 | 27 | 6 | 4 | 1,280 | 5 | 4 |
| 30 - 44 | 2,474 | 18 | 12 | 5 | 1 | 3 | 6 | 26 | 6 | 6 | 2,384 | 6 | 1 |
| 45 - 64 | 1,683 | 6 | 6 | 7 | 1 | 4 | 3 | 19 | 7 | 1 | 1,620 | 7 | 2 |
| 65+ | 254 | - | - | - | 1 | - | - | 2 | - | - | 251 | - | - |

Table CA28 - Currently employed female population 16 years of age and over by major occupational group, marital status and age

| Country, Island, Marital Status and Age (in years) | Total | Major occupational group | | | | | | | | | |
|--|---------|--------------------------|----------------|--|--------------------------|---------------------------|--|----------------------------------|--|------------------------|------------|
| | | Managers | Profession-als | Technicians and associate profession-als | Clerical support workers | Service and sales workers | Skilled agricultural, forestry and fishery workers | Craft and related trades workers | Plant and machine operators & assemblers | Elementary occupations | Not Stated |
| REPUBLIC OF MAURITIUS | | | | | | | | | | | |
| All marital states | | | | | | | | | | | |
| Total (16+) | 185,128 | 8,336 | 22,685 | 18,374 | 26,491 | 37,647 | 4,228 | 8,921 | 18,417 | 39,678 | 351 |
| 16 - 19 | 3,487 | 22 | 161 | 201 | 717 | 1,553 | 38 | 260 | 184 | 348 | 3 |
| 20 - 24 | 19,985 | 436 | 2,693 | 2,100 | 5,657 | 5,075 | 140 | 751 | 1,660 | 1,427 | 46 |
| 25 - 29 | 27,259 | 1,034 | 5,136 | 2,914 | 5,516 | 5,137 | 265 | 894 | 3,589 | 2,674 | 100 |
| 30 - 34 | 28,375 | 1,361 | 4,466 | 3,004 | 4,546 | 5,896 | 432 | 1,368 | 2,781 | 4,451 | 70 |
| 35 - 39 | 23,731 | 1,226 | 2,715 | 2,441 | 3,080 | 4,852 | 432 | 1,364 | 2,668 | 4,899 | 54 |
| 40 - 44 | 23,316 | 1,183 | 1,946 | 2,264 | 2,510 | 4,685 | 549 | 1,304 | 2,732 | 6,112 | 31 |
| 45 - 49 | 22,902 | 1,170 | 1,850 | 2,062 | 2,084 | 4,365 | 628 | 1,353 | 2,356 | 7,009 | 25 |
| 50 - 54 | 17,489 | 899 | 1,782 | 1,842 | 1,431 | 2,956 | 561 | 881 | 1,461 | 5,668 | 8 |
| 55 - 59 | 12,200 | 600 | 1,450 | 1,235 | 769 | 1,782 | 539 | 528 | 815 | 4,477 | 5 |
| 60 - 64 | 4,262 | 244 | 389 | 241 | 153 | 829 | 326 | 140 | 148 | 1,787 | 5 |
| 65+ | 2,122 | 161 | 97 | 70 | 28 | 517 | 318 | 78 | 23 | 826 | 4 |
| Single | | | | | | | | | | | |
| Total (16+) | 38,320 | 1,436 | 6,182 | 4,141 | 8,621 | 7,449 | 184 | 1,311 | 5,050 | 3,716 | 230 |
| 16 - 19 | 2,944 | 17 | 140 | 179 | 660 | 1,321 | 13 | 209 | 147 | 255 | 3 |
| 20 - 24 | 13,435 | 302 | 2,028 | 1,535 | 4,225 | 3,090 | 26 | 408 | 1,181 | 600 | 40 |
| 25 - 29 | 10,252 | 427 | 2,286 | 1,074 | 2,030 | 1,243 | 14 | 201 | 2,178 | 723 | 76 |
| 30 - 34 | 4,218 | 240 | 803 | 457 | 674 | 594 | 13 | 118 | 713 | 558 | 48 |
| 35 - 39 | 1,840 | 146 | 266 | 210 | 312 | 301 | 11 | 69 | 244 | 245 | 36 |
| 40 - 44 | 1,342 | 105 | 185 | 172 | 237 | 220 | 12 | 59 | 154 | 184 | 14 |
| 45 - 49 | 1,407 | 84 | 170 | 155 | 216 | 252 | 10 | 82 | 157 | 274 | 7 |
| 50 - 54 | 1,264 | 46 | 144 | 168 | 145 | 182 | 25 | 74 | 142 | 336 | 2 |
| 55 - 59 | 1,081 | 45 | 96 | 145 | 94 | 152 | 26 | 70 | 109 | 343 | 1 |
| 60 - 64 | 390 | 10 | 44 | 30 | 22 | 71 | 22 | 16 | 23 | 150 | 2 |
| 65+ | 147 | 14 | 20 | 16 | 6 | 23 | 12 | 5 | 2 | 48 | 1 |
| Married | | | | | | | | | | | |
| Total (16+) | 118,038 | 6,011 | 15,015 | 12,493 | 15,938 | 24,357 | 2,755 | 5,937 | 10,450 | 24,991 | 91 |
| 16 - 19 | 444 | 4 | 20 | 17 | 48 | 192 | 19 | 37 | 35 | 72 | - |
| 20 - 24 | 5,667 | 120 | 629 | 510 | 1,278 | 1,659 | 90 | 287 | 403 | 686 | 5 |
| 25 - 29 | 15,139 | 553 | 2,710 | 1,700 | 3,213 | 3,379 | 194 | 579 | 1,197 | 1,595 | 19 |
| 30 - 34 | 21,375 | 1,031 | 3,478 | 2,314 | 3,492 | 4,653 | 338 | 1,074 | 1,696 | 3,282 | 17 |
| 35 - 39 | 18,933 | 992 | 2,251 | 2,033 | 2,492 | 3,923 | 339 | 1,055 | 2,019 | 3,812 | 17 |
| 40 - 44 | 18,236 | 962 | 1,593 | 1,870 | 2,037 | 3,677 | 419 | 959 | 2,090 | 4,617 | 12 |
| 45 - 49 | 16,850 | 941 | 1,482 | 1,610 | 1,631 | 3,222 | 452 | 995 | 1,672 | 4,832 | 13 |
| 50 - 54 | 11,795 | 706 | 1,413 | 1,389 | 1,099 | 2,024 | 363 | 564 | 901 | 3,331 | 5 |
| 55 - 59 | 7,032 | 434 | 1,138 | 864 | 537 | 1,057 | 287 | 294 | 385 | 2,034 | 2 |
| 60 - 64 | 1,932 | 187 | 262 | 159 | 98 | 396 | 145 | 69 | 44 | 572 | - |
| 65+ | 635 | 81 | 39 | 27 | 13 | 175 | 109 | 24 | 8 | 158 | 1 |

Table CA28 - Currently employed female population 16 years of age and over by major occupational group, marital status and age

| Country, Island, Marital Status and Age (in years) | Total | Major occupational group | | | | | | | | | |
|--|--------|--------------------------|----------------|--|--------------------------|---------------------------|--|----------------------------------|--|------------------------|------------|
| | | Managers | Profession-als | Technicians and associate profession-als | Clerical support workers | Service and sales workers | Skilled agricultural, forestry and fishery workers | Craft and related trades workers | Plant and machine operators & assemblers | Elementary occupations | Not Stated |
| REPUBLIC OF MAURITIUS | | | | | | | | | | | |
| Widowed, divorced separated | | | | | | | | | | | |
| Total (16+) | 27,995 | 884 | 1,474 | 1,721 | 1,911 | 5,793 | 1,267 | 1,561 | 2,460 | 10,905 | 19 |
| 16 - 19 | 97 | 1 | 1 | 5 | 9 | 38 | 6 | 14 | 2 | 21 | - |
| 20 - 24 | 821 | 12 | 32 | 52 | 140 | 315 | 23 | 53 | 57 | 137 | - |
| 25 - 29 | 1,696 | 52 | 135 | 134 | 269 | 505 | 54 | 106 | 101 | 337 | 3 |
| 30 - 34 | 2,601 | 90 | 184 | 231 | 379 | 645 | 77 | 163 | 235 | 594 | 3 |
| 35 - 39 | 2,785 | 87 | 196 | 193 | 275 | 622 | 80 | 211 | 284 | 837 | - |
| 40 - 44 | 3,600 | 116 | 166 | 219 | 236 | 785 | 112 | 238 | 426 | 1,301 | 1 |
| 45 - 49 | 4,620 | 145 | 198 | 297 | 237 | 885 | 164 | 266 | 524 | 1,899 | 5 |
| 50 - 54 | 4,422 | 147 | 225 | 285 | 186 | 748 | 172 | 242 | 418 | 1,999 | - |
| 55 - 59 | 4,082 | 121 | 216 | 226 | 138 | 572 | 225 | 164 | 320 | 2,098 | 2 |
| 60 - 64 | 1,934 | 47 | 83 | 52 | 33 | 360 | 158 | 55 | 80 | 1,063 | 3 |
| 65+ | 1,337 | 66 | 38 | 27 | 9 | 318 | 196 | 49 | 13 | 619 | 2 |
| Not stated | | | | | | | | | | | |
| Total (16+) | 775 | 5 | 14 | 19 | 21 | 48 | 22 | 112 | 457 | 66 | 11 |
| 16 - 19 | 2 | - | - | - | - | 2 | - | - | - | - | - |
| 20 - 24 | 62 | 2 | 4 | 3 | 14 | 11 | 1 | 3 | 19 | 4 | 1 |
| 25 - 29 | 172 | 2 | 5 | 6 | 4 | 10 | 3 | 8 | 113 | 19 | 2 |
| 30 - 34 | 181 | - | 1 | 2 | 1 | 4 | 4 | 13 | 137 | 17 | 2 |
| 35 - 39 | 173 | 1 | 2 | 5 | 1 | 6 | 2 | 29 | 121 | 5 | 1 |
| 40 - 44 | 138 | - | 2 | 3 | - | 3 | 6 | 48 | 62 | 10 | 4 |
| 45 - 49 | 25 | - | - | - | - | 6 | 2 | 10 | 3 | 4 | - |
| 50 - 54 | 8 | - | - | - | 1 | 2 | 1 | 1 | - | 2 | 1 |
| 55 - 59 | 5 | - | - | - | - | 1 | 1 | - | 1 | 2 | - |
| 60 - 64 | 6 | - | - | - | - | 2 | 1 | - | 1 | 2 | - |
| 65+ | 3 | - | - | - | - | 1 | 1 | - | - | 1 | - |

Table CA28 - Currently employed female population 16 years of age and over by major occupational group, marital status and age

| Country, Island, Marital Status and Age (in years) | Total | Major occupational group | | | | | | | | | |
|--|---------|--------------------------|--------------------|---|--------------------------------|---------------------------------|--|---|---|---------------------------|---------------|
| | | Managers | Profession- als | Technicians and associate profession- als | Clerical support workers | Service and sales workers | Skilled agricultural, forestry and fishery workers | Craft and related trades workers | Plant and machine operators & assemblers | Elementary occupations | Not Stated |
| ISLAND OF MAURITIUS | | | | | | | | | | | |
| All marital states | | | | | | | | | | | |
| Total (16+) | 179,237 | 8,170 | 22,181 | 18,023 | 26,112 | 36,457 | 2,324 | 8,499 | 18,368 | 38,760 | 343 |
| 16 - 19 | 3,374 | 22 | 156 | 198 | 711 | 1,502 | 17 | 249 | 182 | 334 | 3 |
| 20 - 24 | 19,454 | 423 | 2,625 | 2,060 | 5,581 | 4,912 | 55 | 724 | 1,658 | 1,370 | 46 |
| 25 - 29 | 26,423 | 1,021 | 5,039 | 2,856 | 5,405 | 4,908 | 104 | 854 | 3,585 | 2,554 | 97 |
| 30 - 34 | 27,433 | 1,330 | 4,351 | 2,949 | 4,467 | 5,716 | 189 | 1,299 | 2,776 | 4,287 | 69 |
| 35 - 39 | 22,948 | 1,205 | 2,664 | 2,371 | 3,028 | 4,704 | 226 | 1,292 | 2,658 | 4,747 | 53 |
| 40 - 44 | 22,567 | 1,167 | 1,889 | 2,210 | 2,483 | 4,552 | 306 | 1,245 | 2,722 | 5,963 | 30 |
| 45 - 49 | 22,255 | 1,140 | 1,817 | 2,029 | 2,076 | 4,265 | 382 | 1,293 | 2,349 | 6,881 | 23 |
| 50 - 54 | 16,970 | 878 | 1,735 | 1,817 | 1,416 | 2,877 | 328 | 840 | 1,460 | 5,611 | 8 |
| 55 - 59 | 11,869 | 591 | 1,427 | 1,227 | 767 | 1,741 | 367 | 507 | 809 | 4,428 | 5 |
| 60 - 64 | 4,076 | 238 | 383 | 238 | 150 | 801 | 220 | 126 | 147 | 1,768 | 5 |
| 65+ | 1,868 | 155 | 95 | 68 | 28 | 479 | 130 | 70 | 22 | 817 | 4 |
| Single | | | | | | | | | | | |
| Total (16+) | 37,631 | 1,422 | 6,063 | 4,076 | 8,525 | 7,242 | 117 | 1,277 | 5,045 | 3,636 | 228 |
| 16 - 19 | 2,871 | 17 | 135 | 176 | 656 | 1,282 | 8 | 203 | 145 | 246 | 3 |
| 20 - 24 | 13,191 | 295 | 1,988 | 1,509 | 4,178 | 3,013 | 9 | 397 | 1,181 | 581 | 40 |
| 25 - 29 | 10,088 | 425 | 2,245 | 1,058 | 2,001 | 1,198 | 8 | 196 | 2,178 | 705 | 74 |
| 30 - 34 | 4,129 | 238 | 788 | 450 | 664 | 569 | 7 | 112 | 712 | 541 | 48 |
| 35 - 39 | 1,797 | 145 | 261 | 202 | 311 | 288 | 5 | 65 | 244 | 240 | 36 |
| 40 - 44 | 1,314 | 105 | 182 | 171 | 233 | 214 | 6 | 58 | 153 | 178 | 14 |
| 45 - 49 | 1,392 | 83 | 167 | 154 | 216 | 250 | 5 | 82 | 157 | 271 | 7 |
| 50 - 54 | 1,249 | 45 | 142 | 165 | 144 | 182 | 20 | 73 | 142 | 334 | 2 |
| 55 - 59 | 1,074 | 45 | 94 | 145 | 94 | 152 | 23 | 70 | 108 | 342 | 1 |
| 60 - 64 | 386 | 10 | 43 | 30 | 22 | 71 | 19 | 16 | 23 | 150 | 2 |
| 65+ | 140 | 14 | 18 | 16 | 6 | 23 | 7 | 5 | 2 | 48 | 1 |
| Married | | | | | | | | | | | |
| Total (16+) | 114,344 | 5,891 | 14,681 | 12,273 | 15,713 | 23,671 | 1,466 | 5,642 | 10,417 | 24,502 | 88 |
| 16 - 19 | 416 | 4 | 20 | 17 | 46 | 186 | 7 | 33 | 35 | 68 | - |
| 20 - 24 | 5,463 | 114 | 603 | 503 | 1,255 | 1,609 | 35 | 278 | 401 | 660 | 5 |
| 25 - 29 | 14,636 | 544 | 2,659 | 1,668 | 3,144 | 3,244 | 75 | 556 | 1,194 | 1,534 | 18 |
| 30 - 34 | 20,727 | 1,011 | 3,388 | 2,275 | 3,440 | 4,533 | 155 | 1,022 | 1,693 | 3,193 | 17 |
| 35 - 39 | 18,382 | 972 | 2,209 | 1,980 | 2,453 | 3,832 | 187 | 1,005 | 2,012 | 3,716 | 16 |
| 40 - 44 | 17,717 | 949 | 1,548 | 1,828 | 2,018 | 3,584 | 249 | 917 | 2,082 | 4,531 | 11 |
| 45 - 49 | 16,406 | 921 | 1,458 | 1,587 | 1,627 | 3,159 | 269 | 937 | 1,666 | 4,769 | 13 |
| 50 - 54 | 11,431 | 690 | 1,377 | 1,374 | 1,087 | 1,966 | 197 | 535 | 900 | 3,300 | 5 |
| 55 - 59 | 6,810 | 426 | 1,121 | 857 | 535 | 1,027 | 170 | 279 | 383 | 2,010 | 2 |
| 60 - 64 | 1,820 | 182 | 259 | 158 | 95 | 375 | 82 | 59 | 44 | 566 | - |
| 65+ | 536 | 78 | 39 | 26 | 13 | 156 | 40 | 21 | 7 | 155 | 1 |

Table CA28 - Currently employed female population 16 years of age and over by major occupational group, marital status and age

| Country, Island, Marital Status and Age (in years) | Total | Major occupational group | | | | | | | | | |
|--|--------|--------------------------|--------------------|---|--------------------------------|---------------------------------|--|---|---|---------------------------|---------------|
| | | Managers | Profession- als | Technicians and associate profession- als | Clerical support workers | Service and sales workers | Skilled agricultural, forestry and fishery workers | Craft and related trades workers | Plant and machine operators & assemblers | Elementary occupations | Not Stated |
| ISLAND OF MAURITIUS | | | | | | | | | | | |
| Widowed, divorced separated | | | | | | | | | | | |
| Total (16+) | 26,492 | 852 | 1,423 | 1,656 | 1,853 | 5,499 | 720 | 1,468 | 2,449 | 10,556 | 16 |
| 16 - 19 | 85 | 1 | 1 | 5 | 9 | 32 | 2 | 13 | 2 | 20 | - |
| 20 - 24 | 738 | 12 | 30 | 45 | 134 | 279 | 10 | 46 | 57 | 125 | - |
| 25 - 29 | 1,527 | 50 | 130 | 124 | 256 | 456 | 18 | 94 | 100 | 296 | 3 |
| 30 - 34 | 2,397 | 81 | 174 | 222 | 362 | 610 | 24 | 152 | 234 | 536 | 2 |
| 35 - 39 | 2,597 | 87 | 192 | 184 | 263 | 579 | 32 | 193 | 281 | 786 | - |
| 40 - 44 | 3,400 | 113 | 157 | 209 | 232 | 752 | 45 | 222 | 425 | 1,244 | 1 |
| 45 - 49 | 4,433 | 136 | 192 | 288 | 233 | 851 | 106 | 264 | 523 | 1,837 | 3 |
| 50 - 54 | 4,282 | 143 | 216 | 278 | 184 | 727 | 110 | 231 | 418 | 1,975 | - |
| 55 - 59 | 3,980 | 120 | 212 | 225 | 138 | 561 | 173 | 158 | 317 | 2,074 | 2 |
| 60 - 64 | 1,864 | 46 | 81 | 50 | 33 | 353 | 118 | 51 | 79 | 1,050 | 3 |
| 65+ | 1,189 | 63 | 38 | 26 | 9 | 299 | 82 | 44 | 13 | 613 | 2 |
| Not stated | | | | | | | | | | | |
| Total (16+) | 770 | 5 | 14 | 18 | 21 | 45 | 21 | 112 | 457 | 66 | 11 |
| 16 - 19 | 2 | - | - | - | - | 2 | - | - | - | - | - |
| 20 - 24 | 62 | 2 | 4 | 3 | 14 | 11 | 1 | 3 | 19 | 4 | 1 |
| 25 - 29 | 172 | 2 | 5 | 6 | 4 | 10 | 3 | 8 | 113 | 19 | 2 |
| 30 - 34 | 180 | - | 1 | 2 | 1 | 4 | 3 | 13 | 137 | 17 | 2 |
| 35 - 39 | 172 | 1 | 2 | 5 | 1 | 5 | 2 | 29 | 121 | 5 | 1 |
| 40 - 44 | 136 | - | 2 | 2 | - | 2 | 6 | 48 | 62 | 10 | 4 |
| 45 - 49 | 24 | - | - | - | - | 5 | 2 | 10 | 3 | 4 | - |
| 50 - 54 | 8 | - | - | - | 1 | 2 | 1 | 1 | - | 2 | 1 |
| 55 - 59 | 5 | - | - | - | - | 1 | 1 | - | 1 | 2 | - |
| 60 - 64 | 6 | - | - | - | - | 2 | 1 | - | 1 | 2 | - |
| 65+ | 3 | - | - | - | - | 1 | 1 | - | - | 1 | - |

Table CA28 - Currently employed female population 16 years of age and over by major occupational group, marital status and age

| Country, Island, Marital Status and Age (in years) | Total | Major occupational group | | | | | | | | | |
|--|-------|--------------------------|--------------------|---|--------------------------------|---------------------------------|--|---|---|---------------------------|---------------|
| | | Managers | Profession- als | Technicians and associate profession- als | Clerical support workers | Service and sales workers | Skilled agricultural, forestry and fishery workers | Craft and related trades workers | Plant and machine operators & assemblers | Elementary occupations | Not Stated |
| ISLAND OF RODRIGUES | | | | | | | | | | | |
| All marital states | | | | | | | | | | | |
| Total (16+) | 5,891 | 166 | 504 | 351 | 379 | 1,190 | 1,904 | 422 | 49 | 918 | 8 |
| 16 - 19 | 113 | - | 5 | 3 | 6 | 51 | 21 | 11 | 2 | 14 | - |
| 20 - 24 | 531 | 13 | 68 | 40 | 76 | 163 | 85 | 27 | 2 | 57 | - |
| 25 - 29 | 836 | 13 | 97 | 58 | 111 | 229 | 161 | 40 | 4 | 120 | 3 |
| 30 - 34 | 942 | 31 | 115 | 55 | 79 | 180 | 243 | 69 | 5 | 164 | 1 |
| 35 - 39 | 783 | 21 | 51 | 70 | 52 | 148 | 206 | 72 | 10 | 152 | 1 |
| 40 - 44 | 749 | 16 | 57 | 54 | 27 | 133 | 243 | 59 | 10 | 149 | 1 |
| 45 - 49 | 647 | 30 | 33 | 33 | 8 | 100 | 246 | 60 | 7 | 128 | 2 |
| 50 - 54 | 519 | 21 | 47 | 25 | 15 | 79 | 233 | 41 | 1 | 57 | - |
| 55 - 59 | 331 | 9 | 23 | 8 | 2 | 41 | 172 | 21 | 6 | 49 | - |
| 60 - 64 | 186 | 6 | 6 | 3 | 3 | 28 | 106 | 14 | 1 | 19 | - |
| 65+ | 254 | 6 | 2 | 2 | - | 38 | 188 | 8 | 1 | 9 | - |
| Single | | | | | | | | | | | |
| Total (16+) | 689 | 14 | 119 | 65 | 96 | 207 | 67 | 34 | 5 | 80 | 2 |
| 16 - 19 | 73 | - | 5 | 3 | 4 | 39 | 5 | 6 | 2 | 9 | - |
| 20 - 24 | 244 | 7 | 40 | 26 | 47 | 77 | 17 | 11 | - | 19 | - |
| 25 - 29 | 164 | 2 | 41 | 16 | 29 | 45 | 6 | 5 | - | 18 | 2 |
| 30 - 34 | 89 | 2 | 15 | 7 | 10 | 25 | 6 | 6 | 1 | 17 | - |
| 35 - 39 | 43 | 1 | 5 | 8 | 1 | 13 | 6 | 4 | - | 5 | - |
| 40 - 44 | 28 | - | 3 | 1 | 4 | 6 | 6 | 1 | 1 | 6 | - |
| 45 - 49 | 15 | 1 | 3 | 1 | - | 2 | 5 | - | - | 3 | - |
| 50 - 54 | 15 | 1 | 2 | 3 | 1 | - | 5 | 1 | - | 2 | - |
| 55 - 59 | 7 | - | 2 | - | - | - | 3 | - | 1 | 1 | - |
| 60 - 64 | 4 | - | 1 | - | - | - | 3 | - | - | - | - |
| 65+ | 7 | - | 2 | - | - | - | 5 | - | - | - | - |
| Married | | | | | | | | | | | |
| Total (16+) | 3,694 | 120 | 334 | 220 | 225 | 686 | 1,289 | 295 | 33 | 489 | 3 |
| 16 - 19 | 28 | - | - | - | 2 | 6 | 12 | 4 | - | 4 | - |
| 20 - 24 | 204 | 6 | 26 | 7 | 23 | 50 | 55 | 9 | 2 | 26 | - |
| 25 - 29 | 503 | 9 | 51 | 32 | 69 | 135 | 119 | 23 | 3 | 61 | 1 |
| 30 - 34 | 648 | 20 | 90 | 39 | 52 | 120 | 183 | 52 | 3 | 89 | - |
| 35 - 39 | 551 | 20 | 42 | 53 | 39 | 91 | 152 | 50 | 7 | 96 | 1 |
| 40 - 44 | 519 | 13 | 45 | 42 | 19 | 93 | 170 | 42 | 8 | 86 | 1 |
| 45 - 49 | 444 | 20 | 24 | 23 | 4 | 63 | 183 | 58 | 6 | 63 | - |
| 50 - 54 | 364 | 16 | 36 | 15 | 12 | 58 | 166 | 29 | 1 | 31 | - |
| 55 - 59 | 222 | 8 | 17 | 7 | 2 | 30 | 117 | 15 | 2 | 24 | - |
| 60 - 64 | 112 | 5 | 3 | 1 | 3 | 21 | 63 | 10 | - | 6 | - |
| 65+ | 99 | 3 | - | 1 | - | 19 | 69 | 3 | 1 | 3 | - |

Table CA28 - Currently employed female population 16 years of age and over by major occupational group, marital status and age

| Country, Island, Marital Status and Age (in years) | Total | Major occupational group | | | | | | | | | |
|--|-------|--------------------------|--------------------|---|--------------------------------|---------------------------------|--|---|---|---------------------------|---------------|
| | | Managers | Profession- als | Technicians and associate profession- als | Clerical support workers | Service and sales workers | Skilled agricultural, forestry and fishery workers | Craft and related trades workers | Plant and machine operators & assemblers | Elementary occupations | Not Stated |
| ISLAND OF RODRIGUES | | | | | | | | | | | |
| Widowed, divorced separated | | | | | | | | | | | |
| Total (16+) | 1,503 | 32 | 51 | 65 | 58 | 294 | 547 | 93 | 11 | 349 | 3 |
| 16 - 19 | 12 | - | - | - | - | 6 | 4 | 1 | - | 1 | - |
| 20 - 24 | 83 | - | 2 | 7 | 6 | 36 | 13 | 7 | - | 12 | - |
| 25 - 29 | 169 | 2 | 5 | 10 | 13 | 49 | 36 | 12 | 1 | 41 | - |
| 30 - 34 | 204 | 9 | 10 | 9 | 17 | 35 | 53 | 11 | 1 | 58 | 1 |
| 35 - 39 | 188 | - | 4 | 9 | 12 | 43 | 48 | 18 | 3 | 51 | - |
| 40 - 44 | 200 | 3 | 9 | 10 | 4 | 33 | 67 | 16 | 1 | 57 | - |
| 45 - 49 | 187 | 9 | 6 | 9 | 4 | 34 | 58 | 2 | 1 | 62 | 2 |
| 50 - 54 | 140 | 4 | 9 | 7 | 2 | 21 | 62 | 11 | - | 24 | - |
| 55 - 59 | 102 | 1 | 4 | 1 | - | 11 | 52 | 6 | 3 | 24 | - |
| 60 - 64 | 70 | 1 | 2 | 2 | - | 7 | 40 | 4 | 1 | 13 | - |
| 65+ | 148 | 3 | - | 1 | - | 19 | 114 | 5 | - | 6 | - |
| Not stated | | | | | | | | | | | |
| Total (16+) | 5 | - | - | 1 | - | 3 | 1 | - | - | - | - |
| 16 - 19 | - | - | - | - | - | - | - | - | - | - | - |
| 20 - 24 | - | - | - | - | - | - | - | - | - | - | - |
| 25 - 29 | - | - | - | - | - | - | - | - | - | - | - |
| 30 - 34 | 1 | - | - | - | - | - | 1 | - | - | - | - |
| 35 - 39 | 1 | - | - | - | - | 1 | - | - | - | - | - |
| 40 - 44 | 2 | - | - | 1 | - | 1 | - | - | - | - | - |
| 45 - 49 | 1 | - | - | - | - | 1 | - | - | - | - | - |
| 50 - 54 | - | - | - | - | - | - | - | - | - | - | - |
| 55 - 59 | - | - | - | - | - | - | - | - | - | - | - |
| 60 - 64 | - | - | - | - | - | - | - | - | - | - | - |
| 65+ | - | - | - | - | - | - | - | - | - | - | - |

Table CA29 - Currently employed female population 16 years of age and over by status in employment, marital status and age

| Country, Island, Marital Status and Age (in years) | Total | Employment status | | | | | | | |
|--|-------|-------------------|----------------------|----------------------|---|------------|----------------------------|-----------------------------------|-------------------------------|
| | | Self-employed | | Employee | | | Unpaid family worker | Member of producers' co-op. | Other and Not Stated |
| | | With employees | Without employees | Paid by the month | Paid by day, week, fortnight, job | Apprentice | | | |

REPUBLIC OF MAURITIUS

All marital states

| | | | | | | | | | |
|-------------|---------|-------|--------|---------|--------|-----|-------|----|-------|
| Total (16+) | 185,128 | 4,056 | 13,532 | 144,758 | 16,518 | 438 | 4,693 | 91 | 1,042 |
| 16 - 19 | 3,487 | 13 | 56 | 2,948 | 315 | 79 | 69 | 2 | 5 |
| 20 - 24 | 19,985 | 103 | 341 | 18,035 | 974 | 204 | 228 | 5 | 95 |
| 25 - 29 | 27,259 | 271 | 854 | 23,875 | 1,547 | 66 | 360 | 12 | 274 |
| 30 - 34 | 28,375 | 503 | 1,674 | 23,382 | 1,997 | 29 | 590 | 9 | 191 |
| 35 - 39 | 23,731 | 554 | 1,689 | 18,665 | 2,003 | 16 | 631 | 6 | 167 |
| 40 - 44 | 23,316 | 628 | 1,994 | 17,452 | 2,321 | 18 | 748 | 9 | 146 |
| 45 - 49 | 22,902 | 677 | 2,337 | 16,576 | 2,450 | 10 | 784 | 15 | 53 |
| 50 - 54 | 17,489 | 599 | 1,808 | 12,496 | 2,020 | 8 | 499 | 17 | 42 |
| 55 - 59 | 12,200 | 344 | 1,347 | 8,383 | 1,705 | 4 | 383 | 9 | 25 |
| 60 - 64 | 4,262 | 190 | 828 | 2,223 | 786 | 3 | 207 | 3 | 22 |
| 65+ | 2,122 | 174 | 604 | 723 | 400 | 1 | 194 | 4 | 22 |

Single

| | | | | | | | | | |
|-------------|--------|-----|-----|--------|-------|-----|-----|----|-----|
| Total (16+) | 38,320 | 318 | 917 | 34,201 | 1,944 | 295 | 336 | 12 | 297 |
| 16 - 19 | 2,944 | 7 | 37 | 2,526 | 243 | 78 | 47 | 2 | 4 |
| 20 - 24 | 13,435 | 54 | 112 | 12,464 | 464 | 171 | 89 | 2 | 79 |
| 25 - 29 | 10,252 | 58 | 115 | 9,500 | 354 | 39 | 61 | 2 | 123 |
| 30 - 34 | 4,218 | 41 | 106 | 3,790 | 224 | 5 | 22 | - | 30 |
| 35 - 39 | 1,840 | 26 | 75 | 1,605 | 112 | - | 15 | - | 7 |
| 40 - 44 | 1,342 | 28 | 92 | 1,097 | 86 | 1 | 21 | 2 | 15 |
| 45 - 49 | 1,407 | 30 | 105 | 1,114 | 121 | 1 | 29 | 1 | 6 |
| 50 - 54 | 1,264 | 32 | 81 | 977 | 145 | - | 20 | 1 | 8 |
| 55 - 59 | 1,081 | 21 | 97 | 805 | 130 | - | 21 | 1 | 6 |
| 60 - 64 | 390 | 8 | 69 | 248 | 48 | - | 7 | - | 10 |
| 65+ | 147 | 13 | 28 | 75 | 17 | - | 4 | 1 | 9 |

Married

| | | | | | | | | | |
|-------------|---------|-------|-------|--------|-------|-----|-------|----|-----|
| Total (16+) | 118,038 | 3,056 | 9,524 | 90,854 | 9,631 | 117 | 4,133 | 56 | 667 |
| 16 - 19 | 444 | 5 | 15 | 342 | 59 | 1 | 21 | - | 1 |
| 20 - 24 | 5,667 | 44 | 197 | 4,854 | 393 | 30 | 132 | 3 | 14 |
| 25 - 29 | 15,139 | 198 | 639 | 12,897 | 942 | 21 | 289 | 10 | 143 |
| 30 - 34 | 21,375 | 427 | 1,385 | 17,426 | 1,409 | 20 | 551 | 7 | 150 |
| 35 - 39 | 18,933 | 484 | 1,404 | 14,831 | 1,446 | 13 | 607 | 3 | 145 |
| 40 - 44 | 18,236 | 513 | 1,584 | 13,629 | 1,654 | 15 | 716 | 6 | 119 |
| 45 - 49 | 16,850 | 555 | 1,764 | 12,135 | 1,595 | 7 | 745 | 10 | 39 |
| 50 - 54 | 11,795 | 439 | 1,241 | 8,486 | 1,128 | 5 | 455 | 12 | 29 |
| 55 - 59 | 7,032 | 227 | 758 | 4,991 | 710 | 3 | 325 | 3 | 15 |
| 60 - 64 | 1,932 | 102 | 365 | 1,065 | 224 | 2 | 164 | 2 | 8 |
| 65+ | 635 | 62 | 172 | 198 | 71 | - | 128 | - | 4 |

Table CA29 - Currently employed female population 16 years of age and over by status in employment, marital status and age

| Country, Island, Marital Status and Age (in years) | Total | Employment status | | | | | | | |
|--|--------|-------------------|----------------------|----------------------|---|------------|----------------------------|-----------------------------------|-------------------------------|
| | | Self-employed | | Employee | | | Unpaid family worker | Member of producers' co-op. | Other and Not Stated |
| | | With employees | Without employees | Paid by the month | Paid by day, week, fortnight, job | Apprentice | | | |
| REPUBLIC OF MAURITIUS | | | | | | | | | |
| Widowed, divorced, separated | | | | | | | | | |
| Total (16+) | 27,995 | 680 | 3,059 | 19,276 | 4,666 | 26 | 220 | 23 | 45 |
| 16 - 19 | 97 | 1 | 4 | 78 | 13 | - | 1 | - | - |
| 20 - 24 | 821 | 5 | 31 | 678 | 98 | 3 | 5 | - | 1 |
| 25 - 29 | 1,696 | 15 | 95 | 1,387 | 180 | 6 | 10 | - | 3 |
| 30 - 34 | 2,601 | 35 | 176 | 2,056 | 306 | 4 | 17 | 2 | 5 |
| 35 - 39 | 2,785 | 44 | 208 | 2,150 | 365 | 3 | 8 | 3 | 4 |
| 40 - 44 | 3,600 | 86 | 311 | 2,652 | 534 | 2 | 11 | 1 | 3 |
| 45 - 49 | 4,620 | 92 | 465 | 3,307 | 732 | 2 | 10 | 4 | 8 |
| 50 - 54 | 4,422 | 127 | 485 | 3,028 | 747 | 3 | 24 | 4 | 4 |
| 55 - 59 | 4,082 | 96 | 491 | 2,583 | 865 | 1 | 37 | 5 | 4 |
| 60 - 64 | 1,934 | 80 | 391 | 907 | 514 | 1 | 36 | 1 | 4 |
| 65+ | 1,337 | 99 | 402 | 450 | 312 | 1 | 61 | 3 | 9 |
| Not stated | | | | | | | | | |
| Total (16+) | 775 | 2 | 32 | 427 | 277 | - | 4 | - | 33 |
| 16 - 19 | 2 | - | - | 2 | - | - | - | - | - |
| 20 - 24 | 62 | - | 1 | 39 | 19 | - | 2 | - | 1 |
| 25 - 29 | 172 | - | 5 | 91 | 71 | - | - | - | 5 |
| 30 - 34 | 181 | - | 7 | 110 | 58 | - | - | - | 6 |
| 35 - 39 | 173 | - | 2 | 79 | 80 | - | 1 | - | 11 |
| 40 - 44 | 138 | 1 | 7 | 74 | 47 | - | - | - | 9 |
| 45 - 49 | 25 | - | 3 | 20 | 2 | - | - | - | - |
| 50 - 54 | 8 | 1 | 1 | 5 | - | - | - | - | 1 |
| 55 - 59 | 5 | - | 1 | 4 | - | - | - | - | - |
| 60 - 64 | 6 | - | 3 | 3 | - | - | - | - | - |
| 65+ | 3 | - | 2 | - | - | - | 1 | - | - |

Table CA29 - Currently employed female population 16 years of age and over by status in employment, marital status and age

| Country, Island, Marital Status and Age (in years) | Total | Employment status | | | | | | | |
|--|---------|-------------------|----------------------|----------------------|---|------------|----------------------------|-----------------------------------|-------------------------------|
| | | Self-employed | | Employee | | | Unpaid family worker | Member of producers' co-op. | Other and Not Stated |
| | | With employees | Without employees | Paid by the month | Paid by day, week, fortnight, job | Apprentice | | | |
| ISLAND OF MAURITIUS | | | | | | | | | |
| All marital states | | | | | | | | | |
| Total (16+) | 179,237 | 3,873 | 11,268 | 141,966 | 16,299 | 409 | 4,312 | 75 | 1,035 |
| 16 - 19 | 3,374 | 13 | 35 | 2,884 | 304 | 74 | 57 | 2 | 5 |
| 20 - 24 | 19,454 | 94 | 249 | 17,686 | 943 | 189 | 194 | 4 | 95 |
| 25 - 29 | 26,423 | 267 | 665 | 23,323 | 1,515 | 62 | 310 | 10 | 271 |
| 30 - 34 | 27,433 | 479 | 1,368 | 22,853 | 1,962 | 27 | 548 | 7 | 189 |
| 35 - 39 | 22,948 | 531 | 1,415 | 18,243 | 1,973 | 16 | 598 | 5 | 167 |
| 40 - 44 | 22,567 | 605 | 1,690 | 17,113 | 2,290 | 17 | 701 | 6 | 145 |
| 45 - 49 | 22,255 | 646 | 2,037 | 16,329 | 2,434 | 10 | 734 | 12 | 53 |
| 50 - 54 | 16,970 | 576 | 1,520 | 12,336 | 2,002 | 7 | 475 | 13 | 41 |
| 55 - 59 | 11,869 | 331 | 1,160 | 8,292 | 1,698 | 3 | 351 | 9 | 25 |
| 60 - 64 | 4,076 | 177 | 701 | 2,195 | 782 | 3 | 193 | 3 | 22 |
| 65+ | 1,868 | 154 | 428 | 712 | 396 | 1 | 151 | 4 | 22 |
| Single | | | | | | | | | |
| Total (16+) | 37,631 | 311 | 833 | 33,694 | 1,909 | 276 | 301 | 12 | 295 |
| 16 - 19 | 2,871 | 7 | 29 | 2,480 | 233 | 73 | 43 | 2 | 4 |
| 20 - 24 | 13,191 | 50 | 94 | 12,284 | 447 | 159 | 76 | 2 | 79 |
| 25 - 29 | 10,088 | 58 | 106 | 9,361 | 349 | 37 | 54 | 2 | 121 |
| 30 - 34 | 4,129 | 39 | 89 | 3,723 | 222 | 5 | 21 | - | 30 |
| 35 - 39 | 1,797 | 25 | 67 | 1,576 | 111 | - | 11 | - | 7 |
| 40 - 44 | 1,314 | 28 | 87 | 1,077 | 86 | 1 | 18 | 2 | 15 |
| 45 - 49 | 1,392 | 30 | 101 | 1,104 | 121 | 1 | 28 | 1 | 6 |
| 50 - 54 | 1,249 | 32 | 77 | 967 | 145 | - | 19 | 1 | 8 |
| 55 - 59 | 1,074 | 21 | 93 | 802 | 130 | - | 21 | 1 | 6 |
| 60 - 64 | 386 | 8 | 67 | 247 | 48 | - | 6 | - | 10 |
| 65+ | 140 | 13 | 23 | 73 | 17 | - | 4 | 1 | 9 |
| Married | | | | | | | | | |
| Total (16+) | 114,344 | 2,931 | 7,986 | 89,256 | 9,530 | 112 | 3,824 | 42 | 663 |
| 16 - 19 | 416 | 5 | 6 | 330 | 59 | 1 | 14 | - | 1 |
| 20 - 24 | 5,463 | 41 | 139 | 4,741 | 382 | 29 | 115 | 2 | 14 |
| 25 - 29 | 14,636 | 196 | 500 | 12,589 | 928 | 21 | 252 | 8 | 142 |
| 30 - 34 | 20,727 | 410 | 1,162 | 17,077 | 1,391 | 18 | 515 | 5 | 149 |
| 35 - 39 | 18,382 | 468 | 1,201 | 14,542 | 1,429 | 13 | 581 | 3 | 145 |
| 40 - 44 | 17,717 | 496 | 1,365 | 13,409 | 1,637 | 14 | 674 | 4 | 118 |
| 45 - 49 | 16,406 | 525 | 1,541 | 12,002 | 1,588 | 7 | 697 | 7 | 39 |
| 50 - 54 | 11,431 | 423 | 1,033 | 8,383 | 1,117 | 4 | 435 | 8 | 28 |
| 55 - 59 | 6,810 | 219 | 633 | 4,936 | 706 | 3 | 295 | 3 | 15 |
| 60 - 64 | 1,820 | 93 | 290 | 1,052 | 222 | 2 | 151 | 2 | 8 |
| 65+ | 536 | 55 | 116 | 195 | 71 | - | 95 | - | 4 |

Table CA29 - Currently employed female population 16 years of age and over by status in employment, marital status and age

| Country, Island, Marital Status and Age (in years) | Total | Employment status | | | | | | | |
|--|--------|-------------------|----------------------|----------------------|---|------------|----------------------------|-----------------------------------|-------------------------------|
| | | Self-employed | | Employee | | | Unpaid family worker | Member of producers' co-op. | Other and Not Stated |
| | | With employees | Without employees | Paid by the month | Paid by day, week, fortnight, job | Apprentice | | | |
| ISLAND OF MAURITIUS | | | | | | | | | |
| Widowed, divorced, separated | | | | | | | | | |
| Total (16+) | 26,492 | 629 | 2,418 | 18,593 | 4,583 | 21 | 183 | 21 | 44 |
| 16 - 19 | 85 | 1 | - | 72 | 12 | - | - | - | - |
| 20 - 24 | 738 | 3 | 15 | 622 | 95 | 1 | 1 | - | 1 |
| 25 - 29 | 1,527 | 13 | 54 | 1,282 | 167 | 4 | 4 | - | 3 |
| 30 - 34 | 2,397 | 30 | 111 | 1,943 | 291 | 4 | 12 | 2 | 4 |
| 35 - 39 | 2,597 | 38 | 145 | 2,047 | 353 | 3 | 5 | 2 | 4 |
| 40 - 44 | 3,400 | 80 | 231 | 2,555 | 520 | 2 | 9 | - | 3 |
| 45 - 49 | 4,433 | 91 | 392 | 3,204 | 723 | 2 | 9 | 4 | 8 |
| 50 - 54 | 4,282 | 120 | 409 | 2,981 | 740 | 3 | 21 | 4 | 4 |
| 55 - 59 | 3,980 | 91 | 433 | 2,550 | 862 | - | 35 | 5 | 4 |
| 60 - 64 | 1,864 | 76 | 341 | 893 | 512 | 1 | 36 | 1 | 4 |
| 65+ | 1,189 | 86 | 287 | 444 | 308 | 1 | 51 | 3 | 9 |
| Not stated | | | | | | | | | |
| Total (16+) | 770 | 2 | 31 | 423 | 277 | - | 4 | - | 33 |
| 16 - 19 | 2 | - | - | 2 | - | - | - | - | - |
| 20 - 24 | 62 | - | 1 | 39 | 19 | - | 2 | - | 1 |
| 25 - 29 | 172 | - | 5 | 91 | 71 | - | - | - | 5 |
| 30 - 34 | 180 | - | 6 | 110 | 58 | - | - | - | 6 |
| 35 - 39 | 172 | - | 2 | 78 | 80 | - | 1 | - | 11 |
| 40 - 44 | 136 | 1 | 7 | 72 | 47 | - | - | - | 9 |
| 45 - 49 | 24 | - | 3 | 19 | 2 | - | - | - | - |
| 50 - 54 | 8 | 1 | 1 | 5 | - | - | - | - | 1 |
| 55 - 59 | 5 | - | 1 | 4 | - | - | - | - | - |
| 60 - 64 | 6 | - | 3 | 3 | - | - | - | - | - |
| 65+ | 3 | - | 2 | - | - | - | 1 | - | - |

Table CA29 - Currently employed female population 16 years of age and over by status in employment, marital status and age

| Country, Island, Marital Status and Age (in years) | Total | Employment status | | | | | | | |
|--|-------|-------------------|----------------------|----------------------|---|------------|----------------------------|-----------------------------------|-------------------------------|
| | | Self-employed | | Employee | | | Unpaid family worker | Member of producers' co-op. | Other and Not Stated |
| | | With employees | Without employees | Paid by the month | Paid by day, week, fortnight, job | Apprentice | | | |
| ISLAND OF RODRIGUES | | | | | | | | | |
| All marital states | | | | | | | | | |
| Total (16+) | 5,891 | 183 | 2,264 | 2,792 | 219 | 29 | 381 | 16 | 7 |
| 16 - 19 | 113 | - | 21 | 64 | 11 | 5 | 12 | - | - |
| 20 - 24 | 531 | 9 | 92 | 349 | 31 | 15 | 34 | 1 | - |
| 25 - 29 | 836 | 4 | 189 | 552 | 32 | 4 | 50 | 2 | 3 |
| 30 - 34 | 942 | 24 | 306 | 529 | 35 | 2 | 42 | 2 | 2 |
| 35 - 39 | 783 | 23 | 274 | 422 | 30 | - | 33 | 1 | - |
| 40 - 44 | 749 | 23 | 304 | 339 | 31 | 1 | 47 | 3 | 1 |
| 45 - 49 | 647 | 31 | 300 | 247 | 16 | - | 50 | 3 | - |
| 50 - 54 | 519 | 23 | 288 | 160 | 18 | 1 | 24 | 4 | 1 |
| 55 - 59 | 331 | 13 | 187 | 91 | 7 | 1 | 32 | - | - |
| 60 - 64 | 186 | 13 | 127 | 28 | 4 | - | 14 | - | - |
| 65+ | 254 | 20 | 176 | 11 | 4 | - | 43 | - | - |
| Single | | | | | | | | | |
| Total (16+) | 689 | 7 | 84 | 507 | 35 | 19 | 35 | - | 2 |
| 16 - 19 | 73 | - | 8 | 46 | 10 | 5 | 4 | - | - |
| 20 - 24 | 244 | 4 | 18 | 180 | 17 | 12 | 13 | - | - |
| 25 - 29 | 164 | - | 9 | 139 | 5 | 2 | 7 | - | 2 |
| 30 - 34 | 89 | 2 | 17 | 67 | 2 | - | 1 | - | - |
| 35 - 39 | 43 | 1 | 8 | 29 | 1 | - | 4 | - | - |
| 40 - 44 | 28 | - | 5 | 20 | - | - | 3 | - | - |
| 45 - 49 | 15 | - | 4 | 10 | - | - | 1 | - | - |
| 50 - 54 | 15 | - | 4 | 10 | - | - | 1 | - | - |
| 55 - 59 | 7 | - | 4 | 3 | - | - | - | - | - |
| 60 - 64 | 4 | - | 2 | 1 | - | - | 1 | - | - |
| 65+ | 7 | - | 5 | 2 | - | - | - | - | - |
| Married | | | | | | | | | |
| Total (16+) | 3,694 | 125 | 1,538 | 1,598 | 101 | 5 | 309 | 14 | 4 |
| 16 - 19 | 28 | - | 9 | 12 | - | - | 7 | - | - |
| 20 - 24 | 204 | 3 | 58 | 113 | 11 | 1 | 17 | 1 | - |
| 25 - 29 | 503 | 2 | 139 | 308 | 14 | - | 37 | 2 | 1 |
| 30 - 34 | 648 | 17 | 223 | 349 | 18 | 2 | 36 | 2 | 1 |
| 35 - 39 | 551 | 16 | 203 | 289 | 17 | - | 26 | - | - |
| 40 - 44 | 519 | 17 | 219 | 220 | 17 | 1 | 42 | 2 | 1 |
| 45 - 49 | 444 | 30 | 223 | 133 | 7 | - | 48 | 3 | - |
| 50 - 54 | 364 | 16 | 208 | 103 | 11 | 1 | 20 | 4 | 1 |
| 55 - 59 | 222 | 8 | 125 | 55 | 4 | - | 30 | - | - |
| 60 - 64 | 112 | 9 | 75 | 13 | 2 | - | 13 | - | - |
| 65+ | 99 | 7 | 56 | 3 | - | - | 33 | - | - |

Table CA29 - Currently employed female population 16 years of age and over by status in employment, marital status and age

| Country, Island, Marital Status and Age (in years) | Total | Employment status | | | | | | | |
|--|-------|-------------------|----------------------|----------------------|---|------------|----------------------------|-----------------------------------|-------------------------------|
| | | Self-employed | | Employee | | | Unpaid family worker | Member of producers' co-op. | Other and Not Stated |
| | | With employees | Without employees | Paid by the month | Paid by day, week, fortnight, job | Apprentice | | | |

ISLAND OF RODRIGUES

Widowed, divorced,
separated

| | | | | | | | | | |
|-----------------------|-------|----|-----|-----|----|---|----|---|---|
| Total (16+) | 1,503 | 51 | 641 | 683 | 83 | 5 | 37 | 2 | 1 |
| 16 - 19 | 12 | - | 4 | 6 | 1 | - | 1 | - | - |
| 20 - 24 | 83 | 2 | 16 | 56 | 3 | 2 | 4 | - | - |
| 25 - 29 | 169 | 2 | 41 | 105 | 13 | 2 | 6 | - | - |
| 30 - 34 | 204 | 5 | 65 | 113 | 15 | - | 5 | - | 1 |
| 35 - 39 | 188 | 6 | 63 | 103 | 12 | - | 3 | 1 | - |
| 40 - 44 | 200 | 6 | 80 | 97 | 14 | - | 2 | 1 | - |
| 45 - 49 | 187 | 1 | 73 | 103 | 9 | - | 1 | - | - |
| 50 - 54 | 140 | 7 | 76 | 47 | 7 | - | 3 | - | - |
| 55 - 59 | 102 | 5 | 58 | 33 | 3 | 1 | 2 | - | - |
| 60 - 64 | 70 | 4 | 50 | 14 | 2 | - | - | - | - |
| 65+ | 148 | 13 | 115 | 6 | 4 | - | 10 | - | - |

Not stated

| | | | | | | | | | |
|-----------------------|---|---|---|---|---|---|---|---|---|
| Total (16+) | 5 | - | 1 | 4 | - | - | - | - | - |
| 16 - 19 | - | - | - | - | - | - | - | - | - |
| 20 - 24 | - | - | - | - | - | - | - | - | - |
| 25 - 29 | - | - | - | - | - | - | - | - | - |
| 30 - 34 | 1 | - | 1 | - | - | - | - | - | - |
| 35 - 39 | 1 | - | - | 1 | - | - | - | - | - |
| 40 - 44 | 2 | - | - | 2 | - | - | - | - | - |
| 45 - 49 | 1 | - | - | 1 | - | - | - | - | - |
| 50 - 54 | - | - | - | - | - | - | - | - | - |
| 55 - 59 | - | - | - | - | - | - | - | - | - |
| 60 - 64 | - | - | - | - | - | - | - | - | - |
| 65+ | - | - | - | - | - | - | - | - | - |

Table CU1a - Currently unemployed population aged 16 years and over by educational attainment, age and sex

| Country, Island, Age (in years) and Sex | Total | Educational attainment | | | | | | | | | |
|---|--------|-------------------------|-------------------------------------|------------|------------------|-------------------------------------|--------------------------------------|-------------------------------|--------------------------------|--|---------------|
| | | Nil & Pre-primary | Primary | | Lower Secondary | | Upper Secondary | | | University degree or equivalent | Not stated |
| | | | Std I - VI but not passed CPE | Passed CPE | Forms I - III | Forms I - III pre- vocational | Forms IV - V but not passed SC | Passed SC or equivalent | Passed HSC or equivalent | | |
| Republic of Mauritius | | | | | | | | | | | |
| Both sexes | | | | | | | | | | | |
| Total | 42,162 | 404 | 7,331 | 2,946 | 5,848 | 1,610 | 7,765 | 8,775 | 5,486 | 1,918 | 79 |
| 16 - 19 | 7,718 | 3 | 688 | 178 | 1,522 | 1,009 | 1,691 | 1,624 | 985 | 7 | 11 |
| 20 - 24 | 12,167 | 8 | 895 | 251 | 1,349 | 465 | 2,098 | 2,991 | 3,069 | 1,018 | 23 |
| 25 - 29 | 5,943 | 24 | 998 | 358 | 748 | 93 | 1,067 | 1,366 | 743 | 536 | 10 |
| 30 - 34 | 4,974 | 29 | 1,235 | 514 | 670 | 29 | 963 | 1,026 | 311 | 188 | 9 |
| 35 - 39 | 3,322 | 22 | 935 | 378 | 544 | 5 | 667 | 558 | 153 | 55 | 5 |
| 40 - 44 | 2,875 | 53 | 860 | 407 | 425 | 5 | 542 | 459 | 81 | 36 | 7 |
| 45 - 49 | 2,496 | 69 | 760 | 372 | 296 | 2 | 463 | 420 | 80 | 30 | 4 |
| 50 - 54 | 1,524 | 71 | 532 | 271 | 183 | 1 | 179 | 220 | 38 | 25 | 4 |
| 55 - 59 | 814 | 76 | 318 | 158 | 84 | 1 | 64 | 81 | 15 | 14 | 3 |
| 60 - 64 | 246 | 27 | 85 | 49 | 24 | - | 22 | 22 | 8 | 7 | 2 |
| 65 - 69 | 57 | 9 | 17 | 7 | 3 | - | 9 | 8 | 2 | 1 | 1 |
| 70 - 74 | 14 | 6 | 5 | 1 | - | - | - | - | 1 | 1 | - |
| 75 + | 12 | 7 | 3 | 2 | - | - | - | - | - | - | - |
| Male | | | | | | | | | | | |
| Total | 19,143 | 155 | 3,650 | 1,132 | 2,750 | 1,138 | 3,560 | 3,697 | 2,197 | 813 | 51 |
| 16 - 19 | 4,361 | 3 | 504 | 117 | 903 | 711 | 994 | 795 | 326 | 2 | 6 |
| 20 - 24 | 6,105 | 3 | 569 | 136 | 748 | 337 | 1,167 | 1,503 | 1,293 | 332 | 17 |
| 25 - 29 | 2,692 | 12 | 529 | 166 | 319 | 64 | 448 | 550 | 315 | 285 | 4 |
| 30 - 34 | 1,782 | 18 | 550 | 192 | 224 | 18 | 312 | 266 | 105 | 91 | 6 |
| 35 - 39 | 1,013 | 9 | 362 | 107 | 144 | 1 | 182 | 133 | 47 | 23 | 5 |
| 40 - 44 | 910 | 25 | 335 | 103 | 121 | 3 | 152 | 123 | 23 | 22 | 3 |
| 45 - 49 | 963 | 26 | 338 | 94 | 121 | 2 | 164 | 149 | 48 | 18 | 3 |
| 50 - 54 | 689 | 25 | 230 | 100 | 101 | 1 | 81 | 108 | 20 | 20 | 3 |
| 55 - 59 | 428 | 19 | 170 | 75 | 51 | 1 | 38 | 50 | 11 | 11 | 2 |
| 60 - 64 | 156 | 10 | 50 | 34 | 16 | - | 17 | 14 | 6 | 7 | 2 |
| 65 - 69 | 34 | 3 | 9 | 6 | 2 | - | 5 | 6 | 2 | 1 | - |
| 70 - 74 | 6 | 2 | 2 | - | - | - | - | - | 1 | 1 | - |
| 75 + | 4 | - | 2 | 2 | - | - | - | - | - | - | - |
| Female | | | | | | | | | | | |
| Total | 23,019 | 249 | 3,681 | 1,814 | 3,098 | 472 | 4,205 | 5,078 | 3,289 | 1,105 | 28 |
| 16 - 19 | 3,357 | - | 184 | 61 | 619 | 298 | 697 | 829 | 659 | 5 | 5 |
| 20 - 24 | 6,062 | 5 | 326 | 115 | 601 | 128 | 931 | 1,488 | 1,776 | 686 | 6 |
| 25 - 29 | 3,251 | 12 | 469 | 192 | 429 | 29 | 619 | 816 | 428 | 251 | 6 |
| 30 - 34 | 3,192 | 11 | 685 | 322 | 446 | 11 | 651 | 760 | 206 | 97 | 3 |
| 35 - 39 | 2,309 | 13 | 573 | 271 | 400 | 4 | 485 | 425 | 106 | 32 | - |
| 40 - 44 | 1,965 | 28 | 525 | 304 | 304 | 2 | 390 | 336 | 58 | 14 | 4 |
| 45 - 49 | 1,533 | 43 | 422 | 278 | 175 | - | 299 | 271 | 32 | 12 | 1 |
| 50 - 54 | 835 | 46 | 302 | 171 | 82 | - | 98 | 112 | 18 | 5 | 1 |
| 55 - 59 | 386 | 57 | 148 | 83 | 33 | - | 26 | 31 | 4 | 3 | 1 |
| 60 - 64 | 90 | 17 | 35 | 15 | 8 | - | 5 | 8 | 2 | - | - |
| 65 - 69 | 23 | 6 | 8 | 1 | 1 | - | 4 | 2 | - | - | 1 |
| 70 - 74 | 8 | 4 | 3 | 1 | - | - | - | - | - | - | - |
| 75 + | 8 | 7 | 1 | - | - | - | - | - | - | - | - |

Table CU1a - Currently unemployed population aged 16 years and over by educational attainment, age and sex

| Country, Island, Age (in years) and Sex | Total | Educational attainment | | | | | | | | | |
|---|--------|-------------------------|-------------------------------------|------------|------------------|-------------------------------------|--------------------------------------|-------------------------------|--------------------------------|--|---------------|
| | | Nil & Pre-primary | Primary | | Lower Secondary | | Upper Secondary | | | University degree or equivalent | Not stated |
| | | | Std I - VI but not passed CPE | Passed CPE | Forms I - III | Forms I - III pre- vocational | Forms IV - V but not passed SC | Passed SC or equivalent | Passed HSC or equivalent | | |
| Island of Mauritius | | | | | | | | | | | |
| Both sexes | | | | | | | | | | | |
| Total | 40,132 | 353 | 6,674 | 2,836 | 5,573 | 1,464 | 7,534 | 8,392 | 5,321 | 1,909 | 76 |
| 16 - 19 | 7,374 | 3 | 641 | 171 | 1,452 | 924 | 1,646 | 1,560 | 960 | 7 | 10 |
| 20 - 24 | 11,525 | 5 | 811 | 239 | 1,267 | 418 | 2,002 | 2,794 | 2,954 | 1,012 | 23 |
| 25 - 29 | 5,553 | 14 | 863 | 336 | 693 | 83 | 1,019 | 1,276 | 725 | 534 | 10 |
| 30 - 34 | 4,721 | 22 | 1,088 | 494 | 644 | 25 | 938 | 1,006 | 307 | 188 | 9 |
| 35 - 39 | 3,154 | 16 | 831 | 359 | 523 | 5 | 657 | 551 | 152 | 55 | 5 |
| 40 - 44 | 2,756 | 44 | 785 | 395 | 409 | 5 | 538 | 458 | 80 | 35 | 7 |
| 45 - 49 | 2,441 | 65 | 726 | 361 | 293 | 2 | 463 | 419 | 80 | 30 | 2 |
| 50 - 54 | 1,493 | 68 | 512 | 266 | 182 | 1 | 179 | 218 | 38 | 25 | 4 |
| 55 - 59 | 799 | 74 | 309 | 156 | 84 | 1 | 63 | 81 | 14 | 14 | 3 |
| 60 - 64 | 238 | 25 | 83 | 49 | 23 | - | 20 | 21 | 8 | 7 | 2 |
| 65 - 69 | 54 | 6 | 17 | 7 | 3 | - | 9 | 8 | 2 | 1 | 1 |
| 70 - 74 | 13 | 5 | 5 | 1 | - | - | - | - | 1 | 1 | - |
| 75 + | 11 | 6 | 3 | 2 | - | - | - | - | - | - | - |
| Male | | | | | | | | | | | |
| Total | 18,242 | 135 | 3,345 | 1,093 | 2,623 | 1,042 | 3,470 | 3,533 | 2,144 | 808 | 49 |
| 16 - 19 | 4,173 | 3 | 474 | 111 | 862 | 655 | 973 | 767 | 321 | 2 | 5 |
| 20 - 24 | 5,815 | 1 | 526 | 131 | 708 | 307 | 1,129 | 1,415 | 1,251 | 330 | 17 |
| 25 - 29 | 2,517 | 7 | 465 | 156 | 299 | 56 | 428 | 509 | 310 | 283 | 4 |
| 30 - 34 | 1,690 | 15 | 488 | 185 | 213 | 16 | 307 | 264 | 105 | 91 | 6 |
| 35 - 39 | 947 | 8 | 312 | 104 | 137 | 1 | 179 | 131 | 47 | 23 | 5 |
| 40 - 44 | 866 | 21 | 306 | 101 | 115 | 3 | 151 | 122 | 23 | 21 | 3 |
| 45 - 49 | 937 | 24 | 322 | 89 | 119 | 2 | 164 | 149 | 48 | 18 | 2 |
| 50 - 54 | 681 | 24 | 224 | 100 | 101 | 1 | 81 | 107 | 20 | 20 | 3 |
| 55 - 59 | 422 | 19 | 167 | 74 | 51 | 1 | 37 | 50 | 10 | 11 | 2 |
| 60 - 64 | 152 | 10 | 48 | 34 | 16 | - | 16 | 13 | 6 | 7 | 2 |
| 65 - 69 | 33 | 2 | 9 | 6 | 2 | - | 5 | 6 | 2 | 1 | - |
| 70 - 74 | 5 | 1 | 2 | - | - | - | - | - | 1 | 1 | - |
| 75 + | 4 | - | 2 | 2 | - | - | - | - | - | - | - |
| Female | | | | | | | | | | | |
| Total | 21,890 | 218 | 3,329 | 1,743 | 2,950 | 422 | 4,064 | 4,859 | 3,177 | 1,101 | 27 |
| 16 - 19 | 3,201 | - | 167 | 60 | 590 | 269 | 673 | 793 | 639 | 5 | 5 |
| 20 - 24 | 5,710 | 4 | 285 | 108 | 559 | 111 | 873 | 1,379 | 1,703 | 682 | 6 |
| 25 - 29 | 3,036 | 7 | 398 | 180 | 394 | 27 | 591 | 767 | 415 | 251 | 6 |
| 30 - 34 | 3,031 | 7 | 600 | 309 | 431 | 9 | 631 | 742 | 202 | 97 | 3 |
| 35 - 39 | 2,207 | 8 | 519 | 255 | 386 | 4 | 478 | 420 | 105 | 32 | - |
| 40 - 44 | 1,890 | 23 | 479 | 294 | 294 | 2 | 387 | 336 | 57 | 14 | 4 |
| 45 - 49 | 1,504 | 41 | 404 | 272 | 174 | - | 299 | 270 | 32 | 12 | - |
| 50 - 54 | 812 | 44 | 288 | 166 | 81 | - | 98 | 111 | 18 | 5 | 1 |
| 55 - 59 | 377 | 55 | 142 | 82 | 33 | - | 26 | 31 | 4 | 3 | 1 |
| 60 - 64 | 86 | 15 | 35 | 15 | 7 | - | 4 | 8 | 2 | - | - |
| 65 - 69 | 21 | 4 | 8 | 1 | 1 | - | 4 | 2 | - | - | 1 |
| 70 - 74 | 8 | 4 | 3 | 1 | - | - | - | - | - | - | - |
| 75 + | 7 | 6 | 1 | - | - | - | - | - | - | - | - |

Table CU1a - Currently unemployed population aged 16 years and over by educational attainment, age and sex

| Country, Island, Age (in years) and Sex | Total | Educational attainment | | | | | | | | | University degree or equivalent | Not stated |
|---|-------|-------------------------|-------------------------------------|------------|------------------|-------------------------------------|--------------------------------------|-------------------------------|--------------------------------|---|--|---------------|
| | | Nil & Pre-primary | Primary | | Lower Secondary | | Upper Secondary | | | | | |
| | | | Std I - VI but not passed CPE | Passed CPE | Forms I - III | Forms I - III pre- vocational | Forms IV - V but not passed SC | Passed SC or equivalent | Passed HSC or equivalent | | | |
| Island of Rodrigues | | | | | | | | | | | | |
| Both sexes | | | | | | | | | | | | |
| Total | 2,030 | 51 | 657 | 110 | 275 | 146 | 231 | 383 | 165 | 9 | 3 | |
| 16 - 19 | 344 | - | 47 | 7 | 70 | 85 | 45 | 64 | 25 | - | 1 | |
| 20 - 24 | 642 | 3 | 84 | 12 | 82 | 47 | 96 | 197 | 115 | 6 | - | |
| 25 - 29 | 390 | 10 | 135 | 22 | 55 | 10 | 48 | 90 | 18 | 2 | - | |
| 30 - 34 | 253 | 7 | 147 | 20 | 26 | 4 | 25 | 20 | 4 | - | - | |
| 35 - 39 | 168 | 6 | 104 | 19 | 21 | - | 10 | 7 | 1 | - | - | |
| 40 - 44 | 119 | 9 | 75 | 12 | 16 | - | 4 | 1 | 1 | 1 | - | |
| 45 - 49 | 55 | 4 | 34 | 11 | 3 | - | - | 1 | - | - | 2 | |
| 50 - 54 | 31 | 3 | 20 | 5 | 1 | - | - | 2 | - | - | - | |
| 55 - 59 | 15 | 2 | 9 | 2 | - | - | 1 | - | 1 | - | - | |
| 60 - 64 | 8 | 2 | 2 | - | 1 | - | 2 | 1 | - | - | - | |
| 65 - 69 | 3 | 3 | - | - | - | - | - | - | - | - | - | |
| 70 - 74 | 1 | 1 | - | - | - | - | - | - | - | - | - | |
| 75 + | 1 | 1 | - | - | - | - | - | - | - | - | - | |
| Male | | | | | | | | | | | | |
| Total | 901 | 20 | 305 | 39 | 127 | 96 | 90 | 164 | 53 | 5 | 2 | |
| 16 - 19 | 188 | - | 30 | 6 | 41 | 56 | 21 | 28 | 5 | - | 1 | |
| 20 - 24 | 290 | 2 | 43 | 5 | 40 | 30 | 38 | 88 | 42 | 2 | - | |
| 25 - 29 | 175 | 5 | 64 | 10 | 20 | 8 | 20 | 41 | 5 | 2 | - | |
| 30 - 34 | 92 | 3 | 62 | 7 | 11 | 2 | 5 | 2 | - | - | - | |
| 35 - 39 | 66 | 1 | 50 | 3 | 7 | - | 3 | 2 | - | - | - | |
| 40 - 44 | 44 | 4 | 29 | 2 | 6 | - | 1 | 1 | - | 1 | - | |
| 45 - 49 | 26 | 2 | 16 | 5 | 2 | - | - | - | - | - | 1 | |
| 50 - 54 | 8 | 1 | 6 | - | - | - | - | 1 | - | - | - | |
| 55 - 59 | 6 | - | 3 | 1 | - | - | 1 | - | 1 | - | - | |
| 60 - 64 | 4 | - | 2 | - | - | - | 1 | 1 | - | - | - | |
| 65 - 69 | 1 | 1 | - | - | - | - | - | - | - | - | - | |
| 70 - 74 | 1 | 1 | - | - | - | - | - | - | - | - | - | |
| 75 + | - | - | - | - | - | - | - | - | - | - | - | |
| Female | | | | | | | | | | | | |
| Total | 1,129 | 31 | 352 | 71 | 148 | 50 | 141 | 219 | 112 | 4 | 1 | |
| 16 - 19 | 156 | - | 17 | 1 | 29 | 29 | 24 | 36 | 20 | - | - | |
| 20 - 24 | 352 | 1 | 41 | 7 | 42 | 17 | 58 | 109 | 73 | 4 | - | |
| 25 - 29 | 215 | 5 | 71 | 12 | 35 | 2 | 28 | 49 | 13 | - | - | |
| 30 - 34 | 161 | 4 | 85 | 13 | 15 | 2 | 20 | 18 | 4 | - | - | |
| 35 - 39 | 102 | 5 | 54 | 16 | 14 | - | 7 | 5 | 1 | - | - | |
| 40 - 44 | 75 | 5 | 46 | 10 | 10 | - | 3 | - | 1 | - | - | |
| 45 - 49 | 29 | 2 | 18 | 6 | 1 | - | - | 1 | - | - | 1 | |
| 50 - 54 | 23 | 2 | 14 | 5 | 1 | - | - | 1 | - | - | - | |
| 55 - 59 | 9 | 2 | 6 | 1 | - | - | - | - | - | - | - | |
| 60 - 64 | 4 | 2 | - | - | 1 | - | 1 | - | - | - | - | |
| 65 - 69 | 2 | 2 | - | - | - | - | - | - | - | - | - | |
| 70 - 74 | - | - | - | - | - | - | - | - | - | - | - | |
| 75 + | 1 | 1 | - | - | - | - | - | - | - | - | - | |

Table CU1b - Currently unemployed population (excluding first job seekers) aged 16 years and over by educational attainment, age and sex

| Country, Island, Age (in years) and Sex | Total | Educational attainment | | | | | | | | | University degree or equivalent | Not stated |
|---|--------|-------------------------|-------------------------------------|------------|------------------|-------------------------------------|--------------------------------------|-------------------------------|--------------------------------|-----|--|---------------|
| | | Nil & Pre-primary | Primary | | Lower Secondary | | Upper Secondary | | | | | |
| | | | Std I - VI but not passed CPE | Passed CPE | Forms I - III | Forms I - III pre- vocational | Forms IV - V but not passed SC | Passed SC or equivalent | Passed HSC or equivalent | | | |
| Republic of Mauritius | | | | | | | | | | | | |
| Both sexes | | | | | | | | | | | | |
| Total | 17,066 | 289 | 4,244 | 1,709 | 2,549 | 330 | 3,067 | 3,253 | 1,193 | 411 | 21 | |
| 16 - 19 | 770 | - | 86 | 18 | 197 | 116 | 161 | 149 | 41 | 1 | 1 | |
| 20 - 24 | 2,755 | 1 | 299 | 78 | 450 | 142 | 544 | 733 | 427 | 78 | 3 | |
| 25 - 29 | 2,665 | 14 | 506 | 159 | 383 | 47 | 526 | 631 | 279 | 117 | 3 | |
| 30 - 34 | 2,807 | 19 | 726 | 297 | 385 | 17 | 548 | 555 | 171 | 83 | 6 | |
| 35 - 39 | 2,033 | 16 | 613 | 226 | 341 | 3 | 390 | 317 | 93 | 32 | 2 | |
| 40 - 44 | 1,930 | 35 | 602 | 266 | 295 | 2 | 342 | 297 | 61 | 28 | 2 | |
| 45 - 49 | 1,851 | 51 | 588 | 254 | 236 | 2 | 329 | 302 | 65 | 24 | - | |
| 50 - 54 | 1,256 | 59 | 443 | 220 | 158 | 1 | 143 | 174 | 32 | 25 | 1 | |
| 55 - 59 | 710 | 62 | 282 | 135 | 79 | - | 55 | 69 | 13 | 14 | 1 | |
| 60 - 64 | 222 | 19 | 77 | 47 | 23 | - | 21 | 18 | 8 | 7 | 2 | |
| 65 - 69 | 50 | 7 | 16 | 6 | 2 | - | 8 | 8 | 2 | 1 | - | |
| 70 - 74 | 12 | 5 | 4 | 1 | - | - | - | - | 1 | 1 | - | |
| 75 + | 5 | 1 | 2 | 2 | - | - | - | - | - | - | - | |
| Male | | | | | | | | | | | | |
| Total | 7,865 | 122 | 2,249 | 744 | 1,162 | 217 | 1,374 | 1,304 | 464 | 213 | 16 | |
| 16 - 19 | 383 | - | 61 | 11 | 100 | 65 | 79 | 55 | 12 | - | - | |
| 20 - 24 | 1,291 | 1 | 180 | 40 | 230 | 101 | 263 | 304 | 147 | 23 | 2 | |
| 25 - 29 | 1,233 | 6 | 294 | 89 | 171 | 32 | 238 | 244 | 100 | 57 | 2 | |
| 30 - 34 | 1,187 | 12 | 366 | 129 | 155 | 13 | 228 | 175 | 65 | 39 | 5 | |
| 35 - 39 | 815 | 7 | 291 | 86 | 121 | 1 | 148 | 103 | 40 | 16 | 2 | |
| 40 - 44 | 804 | 20 | 298 | 91 | 105 | 2 | 132 | 113 | 21 | 20 | 2 | |
| 45 - 49 | 884 | 25 | 312 | 83 | 114 | 2 | 152 | 137 | 41 | 18 | - | |
| 50 - 54 | 657 | 20 | 222 | 98 | 97 | 1 | 76 | 103 | 19 | 20 | 1 | |
| 55 - 59 | 414 | 18 | 163 | 75 | 51 | - | 36 | 50 | 10 | 11 | - | |
| 60 - 64 | 154 | 9 | 49 | 34 | 16 | - | 17 | 14 | 6 | 7 | 2 | |
| 65 - 69 | 33 | 2 | 9 | 6 | 2 | - | 5 | 6 | 2 | 1 | - | |
| 70 - 74 | 6 | 2 | 2 | - | - | - | - | - | 1 | 1 | - | |
| 75 + | 4 | - | 2 | 2 | - | - | - | - | - | - | - | |
| Female | | | | | | | | | | | | |
| Total | 9,201 | 167 | 1,995 | 965 | 1,387 | 113 | 1,693 | 1,949 | 729 | 198 | 5 | |
| 16 - 19 | 387 | - | 25 | 7 | 97 | 51 | 82 | 94 | 29 | 1 | 1 | |
| 20 - 24 | 1,464 | - | 119 | 38 | 220 | 41 | 281 | 429 | 280 | 55 | 1 | |
| 25 - 29 | 1,432 | 8 | 212 | 70 | 212 | 15 | 288 | 387 | 179 | 60 | 1 | |
| 30 - 34 | 1,620 | 7 | 360 | 168 | 230 | 4 | 320 | 380 | 106 | 44 | 1 | |
| 35 - 39 | 1,218 | 9 | 322 | 140 | 220 | 2 | 242 | 214 | 53 | 16 | - | |
| 40 - 44 | 1,126 | 15 | 304 | 175 | 190 | - | 210 | 184 | 40 | 8 | - | |
| 45 - 49 | 967 | 26 | 276 | 171 | 122 | - | 177 | 165 | 24 | 6 | - | |
| 50 - 54 | 599 | 39 | 221 | 122 | 61 | - | 67 | 71 | 13 | 5 | - | |
| 55 - 59 | 296 | 44 | 119 | 60 | 28 | - | 19 | 19 | 3 | 3 | 1 | |
| 60 - 64 | 68 | 10 | 28 | 13 | 7 | - | 4 | 4 | 2 | - | - | |
| 65 - 69 | 17 | 5 | 7 | - | - | - | 3 | 2 | - | - | - | |
| 70 - 74 | 6 | 3 | 2 | 1 | - | - | - | - | - | - | - | |
| 75 + | 1 | 1 | - | - | - | - | - | - | - | - | - | |

Table CU1b - Currently unemployed population (excluding first job seekers) aged 16 years and over by educational attainment, age and sex

| Country, Island, Age (in years) and Sex | Total | Educational attainment | | | | | | | | | University degree or equivalent | Not stated |
|---|--------|-------------------------|-------------------------------------|------------|------------------|-------------------------------------|--------------------------------------|-------------------------------|--------------------------------|-----|--|---------------|
| | | Nil & Pre-primary | Primary | | Lower Secondary | | Upper Secondary | | | | | |
| | | | Std I - VI but not passed CPE | Passed CPE | Forms I - III | Forms I - III pre- vocational | Forms IV - V but not passed SC | Passed SC or equivalent | Passed HSC or equivalent | | | |
| Island of Mauritius | | | | | | | | | | | | |
| Both sexes | | | | | | | | | | | | |
| Total | 16,379 | 257 | 3,952 | 1,660 | 2,448 | 307 | 3,010 | 3,152 | 1,167 | 405 | 21 | |
| 16 - 19 | 733 | - | 81 | 16 | 188 | 109 | 154 | 144 | 39 | 1 | 1 | |
| 20 - 24 | 2,619 | - | 272 | 76 | 425 | 131 | 530 | 695 | 413 | 74 | 3 | |
| 25 - 29 | 2,501 | 9 | 455 | 149 | 351 | 44 | 511 | 589 | 274 | 116 | 3 | |
| 30 - 34 | 2,688 | 14 | 654 | 287 | 376 | 15 | 537 | 547 | 169 | 83 | 6 | |
| 35 - 39 | 1,938 | 12 | 556 | 217 | 327 | 3 | 384 | 313 | 92 | 32 | 2 | |
| 40 - 44 | 1,868 | 29 | 563 | 261 | 288 | 2 | 340 | 296 | 60 | 27 | 2 | |
| 45 - 49 | 1,818 | 48 | 568 | 247 | 233 | 2 | 329 | 302 | 65 | 24 | - | |
| 50 - 54 | 1,237 | 56 | 432 | 218 | 157 | 1 | 143 | 172 | 32 | 25 | 1 | |
| 55 - 59 | 698 | 61 | 274 | 133 | 79 | - | 55 | 69 | 12 | 14 | 1 | |
| 60 - 64 | 215 | 18 | 75 | 47 | 22 | - | 19 | 17 | 8 | 7 | 2 | |
| 65 - 69 | 48 | 5 | 16 | 6 | 2 | - | 8 | 8 | 2 | 1 | - | |
| 70 - 74 | 11 | 4 | 4 | 1 | - | - | - | - | 1 | 1 | - | |
| 75 + | 5 | 1 | 2 | 2 | - | - | - | - | - | - | - | |
| Male | | | | | | | | | | | | |
| Total | 7,500 | 108 | 2,072 | 718 | 1,107 | 203 | 1,349 | 1,261 | 456 | 210 | 16 | |
| 16 - 19 | 363 | - | 59 | 9 | 94 | 64 | 76 | 50 | 11 | - | - | |
| 20 - 24 | 1,225 | - | 165 | 39 | 218 | 92 | 256 | 288 | 143 | 22 | 2 | |
| 25 - 29 | 1,147 | 4 | 261 | 83 | 156 | 30 | 229 | 228 | 98 | 56 | 2 | |
| 30 - 34 | 1,128 | 10 | 327 | 123 | 148 | 11 | 226 | 174 | 65 | 39 | 5 | |
| 35 - 39 | 760 | 6 | 252 | 83 | 114 | 1 | 145 | 101 | 40 | 16 | 2 | |
| 40 - 44 | 766 | 16 | 274 | 89 | 99 | 2 | 132 | 112 | 21 | 19 | 2 | |
| 45 - 49 | 861 | 23 | 298 | 78 | 112 | 2 | 152 | 137 | 41 | 18 | - | |
| 50 - 54 | 649 | 19 | 216 | 98 | 97 | 1 | 76 | 102 | 19 | 20 | 1 | |
| 55 - 59 | 409 | 18 | 160 | 74 | 51 | - | 36 | 50 | 9 | 11 | - | |
| 60 - 64 | 150 | 9 | 47 | 34 | 16 | - | 16 | 13 | 6 | 7 | 2 | |
| 65 - 69 | 33 | 2 | 9 | 6 | 2 | - | 5 | 6 | 2 | 1 | - | |
| 70 - 74 | 5 | 1 | 2 | - | - | - | - | - | 1 | 1 | - | |
| 75 + | 4 | - | 2 | 2 | - | - | - | - | - | - | - | |
| Female | | | | | | | | | | | | |
| Total | 8,879 | 149 | 1,880 | 942 | 1,341 | 104 | 1,661 | 1,891 | 711 | 195 | 5 | |
| 16 - 19 | 370 | - | 22 | 7 | 94 | 45 | 78 | 94 | 28 | 1 | 1 | |
| 20 - 24 | 1,394 | - | 107 | 37 | 207 | 39 | 274 | 407 | 270 | 52 | 1 | |
| 25 - 29 | 1,354 | 5 | 194 | 66 | 195 | 14 | 282 | 361 | 176 | 60 | 1 | |
| 30 - 34 | 1,560 | 4 | 327 | 164 | 228 | 4 | 311 | 373 | 104 | 44 | 1 | |
| 35 - 39 | 1,178 | 6 | 304 | 134 | 213 | 2 | 239 | 212 | 52 | 16 | - | |
| 40 - 44 | 1,102 | 13 | 289 | 172 | 189 | - | 208 | 184 | 39 | 8 | - | |
| 45 - 49 | 957 | 25 | 270 | 169 | 121 | - | 177 | 165 | 24 | 6 | - | |
| 50 - 54 | 588 | 37 | 216 | 120 | 60 | - | 67 | 70 | 13 | 5 | - | |
| 55 - 59 | 289 | 43 | 114 | 59 | 28 | - | 19 | 19 | 3 | 3 | 1 | |
| 60 - 64 | 65 | 9 | 28 | 13 | 6 | - | 3 | 4 | 2 | - | - | |
| 65 - 69 | 15 | 3 | 7 | - | - | - | 3 | 2 | - | - | - | |
| 70 - 74 | 6 | 3 | 2 | 1 | - | - | - | - | - | - | - | |
| 75 + | 1 | 1 | - | - | - | - | - | - | - | - | - | |

Table CU1b - Currently unemployed population (excluding first job seekers) aged 16 years and over by educational attainment, age and sex

| Country, Island, Age (in years) and Sex | Total | Educational attainment | | | | | | | | | University degree or equivalent | Not stated |
|---|-------|-------------------------|-------------------------------------|------------|------------------|-------------------------------------|--------------------------------------|-------------------------------|--------------------------------|---|--|---------------|
| | | Nil & Pre-primary | Primary | | Lower Secondary | | Upper Secondary | | | | | |
| | | | Std I - VI but not passed CPE | Passed CPE | Forms I - III | Forms I - III pre- vocational | Forms IV - V but not passed SC | Passed SC or equivalent | Passed HSC or equivalent | | | |
| Island of Rodrigues | | | | | | | | | | | | |
| Both sexes | | | | | | | | | | | | |
| Total | 687 | 32 | 292 | 49 | 101 | 23 | 57 | 101 | 26 | 6 | - | |
| 16 - 19 | 37 | - | 5 | 2 | 9 | 7 | 7 | 5 | 2 | - | - | |
| 20 - 24 | 136 | 1 | 27 | 2 | 25 | 11 | 14 | 38 | 14 | 4 | - | |
| 25 - 29 | 164 | 5 | 51 | 10 | 32 | 3 | 15 | 42 | 5 | 1 | - | |
| 30 - 34 | 119 | 5 | 72 | 10 | 9 | 2 | 11 | 8 | 2 | - | - | |
| 35 - 39 | 95 | 4 | 57 | 9 | 14 | - | 6 | 4 | 1 | - | - | |
| 40 - 44 | 62 | 6 | 39 | 5 | 7 | - | 2 | 1 | 1 | 1 | - | |
| 45 - 49 | 33 | 3 | 20 | 7 | 3 | - | - | - | - | - | - | |
| 50 - 54 | 19 | 3 | 11 | 2 | 1 | - | - | 2 | - | - | - | |
| 55 - 59 | 12 | 1 | 8 | 2 | - | - | - | - | 1 | - | - | |
| 60 - 64 | 7 | 1 | 2 | - | 1 | - | 2 | 1 | - | - | - | |
| 65 - 69 | 2 | 2 | - | - | - | - | - | - | - | - | - | |
| 70 - 74 | 1 | 1 | - | - | - | - | - | - | - | - | - | |
| 75 + | - | - | - | - | - | - | - | - | - | - | - | |
| Male | | | | | | | | | | | | |
| Total | 365 | 14 | 177 | 26 | 55 | 14 | 25 | 43 | 8 | 3 | - | |
| 16 - 19 | 20 | - | 2 | 2 | 6 | 1 | 3 | 5 | 1 | - | - | |
| 20 - 24 | 66 | 1 | 15 | 1 | 12 | 9 | 7 | 16 | 4 | 1 | - | |
| 25 - 29 | 86 | 2 | 33 | 6 | 15 | 2 | 9 | 16 | 2 | 1 | - | |
| 30 - 34 | 59 | 2 | 39 | 6 | 7 | 2 | 2 | 1 | - | - | - | |
| 35 - 39 | 55 | 1 | 39 | 3 | 7 | - | 3 | 2 | - | - | - | |
| 40 - 44 | 38 | 4 | 24 | 2 | 6 | - | - | 1 | - | 1 | - | |
| 45 - 49 | 23 | 2 | 14 | 5 | 2 | - | - | - | - | - | - | |
| 50 - 54 | 8 | 1 | 6 | - | - | - | - | 1 | - | - | - | |
| 55 - 59 | 5 | - | 3 | 1 | - | - | - | - | 1 | - | - | |
| 60 - 64 | 4 | - | 2 | - | - | - | 1 | 1 | - | - | - | |
| 65 - 69 | - | - | - | - | - | - | - | - | - | - | - | |
| 70 - 74 | 1 | 1 | - | - | - | - | - | - | - | - | - | |
| 75 + | - | - | - | - | - | - | - | - | - | - | - | |
| Female | | | | | | | | | | | | |
| Total | 322 | 18 | 115 | 23 | 46 | 9 | 32 | 58 | 18 | 3 | - | |
| 16 - 19 | 17 | - | 3 | - | 3 | 6 | 4 | - | 1 | - | - | |
| 20 - 24 | 70 | - | 12 | 1 | 13 | 2 | 7 | 22 | 10 | 3 | - | |
| 25 - 29 | 78 | 3 | 18 | 4 | 17 | 1 | 6 | 26 | 3 | - | - | |
| 30 - 34 | 60 | 3 | 33 | 4 | 2 | - | 9 | 7 | 2 | - | - | |
| 35 - 39 | 40 | 3 | 18 | 6 | 7 | - | 3 | 2 | 1 | - | - | |
| 40 - 44 | 24 | 2 | 15 | 3 | 1 | - | 2 | - | 1 | - | - | |
| 45 - 49 | 10 | 1 | 6 | 2 | 1 | - | - | - | - | - | - | |
| 50 - 54 | 11 | 2 | 5 | 2 | 1 | - | - | 1 | - | - | - | |
| 55 - 59 | 7 | 1 | 5 | 1 | - | - | - | - | - | - | - | |
| 60 - 64 | 3 | 1 | - | - | 1 | - | 1 | - | - | - | - | |
| 65 - 69 | 2 | 2 | - | - | - | - | - | - | - | - | - | |
| 70 - 74 | - | - | - | - | - | - | - | - | - | - | - | |
| 75 + | - | - | - | - | - | - | - | - | - | - | - | |

Table CU1c - Currently unemployed first job seekers aged 16 years and over by educational attainment, age and sex

| Country, Island, Age (in years) and Sex | Total | Educational attainment | | | | | | | | | University degree or equivalent | Not stated |
|---|--------|-------------------------|--|------------|------------------|-------------------------------------|--------------------------------------|-------------------------------|--------------------------------|-------|--|---------------|
| | | Nil & Pre-primary | Primary | | Lower Secondary | | Upper Secondary | | | | | |
| | | | Std I - VI but not passed CPE | Passed CPE | Forms I - III | Forms I - III pre- vocational | Forms IV - V but not passed SC | Passed SC or equivalent | Passed HSC or equivalent | | | |
| Republic of Mauritius | | | | | | | | | | | | |
| Both sexes | | | | | | | | | | | | |
| Total | 25,096 | 115 | 3,087 | 1,237 | 3,299 | 1,280 | 4,698 | 5,522 | 4,293 | 1,507 | 58 | |
| 16 - 19 | 6,948 | 3 | 602 | 160 | 1,325 | 893 | 1,530 | 1,475 | 944 | 6 | 10 | |
| 20 - 24 | 9,412 | 7 | 596 | 173 | 899 | 323 | 1,554 | 2,258 | 2,642 | 940 | 20 | |
| 25 - 29 | 3,278 | 10 | 492 | 199 | 365 | 46 | 541 | 735 | 464 | 419 | 7 | |
| 30 - 34 | 2,167 | 10 | 509 | 217 | 285 | 12 | 415 | 471 | 140 | 105 | 3 | |
| 35 - 39 | 1,289 | 6 | 322 | 152 | 203 | 2 | 277 | 241 | 60 | 23 | 3 | |
| 40 - 44 | 945 | 18 | 258 | 141 | 130 | 3 | 200 | 162 | 20 | 8 | 5 | |
| 45 - 49 | 645 | 18 | 172 | 118 | 60 | - | 134 | 118 | 15 | 6 | 4 | |
| 50 - 54 | 268 | 12 | 89 | 51 | 25 | - | 36 | 46 | 6 | - | 3 | |
| 55 - 59 | 104 | 14 | 36 | 23 | 5 | 1 | 9 | 12 | 2 | - | 2 | |
| 60 - 64 | 24 | 8 | 8 | 2 | 1 | - | 1 | 4 | - | - | - | |
| 65 - 69 | 7 | 2 | 1 | 1 | 1 | - | 1 | - | - | - | 1 | |
| 70 - 74 | 2 | 1 | - | - | - | - | - | - | - | - | - | |
| 75 + | 7 | 6 | 1 | - | - | - | - | - | - | - | - | |
| Male | | | | | | | | | | | | |
| Total | 11,278 | 33 | 1,401 | 388 | 1,588 | 921 | 2,186 | 2,393 | 1,733 | 600 | 35 | |
| 16 - 19 | 3,978 | 3 | 443 | 106 | 803 | 646 | 915 | 740 | 314 | 2 | 6 | |
| 20 - 24 | 4,814 | 2 | 389 | 96 | 518 | 236 | 904 | 1,199 | 1,146 | 309 | 15 | |
| 25 - 29 | 1,459 | 6 | 235 | 77 | 148 | 32 | 210 | 306 | 215 | 228 | 2 | |
| 30 - 34 | 595 | 6 | 184 | 63 | 69 | 5 | 84 | 91 | 40 | 52 | 1 | |
| 35 - 39 | 198 | 2 | 71 | 21 | 23 | - | 34 | 30 | 7 | 7 | 3 | |
| 40 - 44 | 106 | 5 | 37 | 12 | 16 | 1 | 20 | 10 | 2 | 2 | 1 | |
| 45 - 49 | 79 | 1 | 26 | 11 | 7 | - | 12 | 12 | 7 | - | 3 | |
| 50 - 54 | 32 | 5 | 8 | 2 | 4 | - | 5 | 5 | 1 | - | 2 | |
| 55 - 59 | 14 | 1 | 7 | - | - | 1 | 2 | - | 1 | - | 2 | |
| 60 - 64 | 2 | 1 | 1 | - | - | - | - | - | - | - | - | |
| 65 - 69 | 1 | 1 | - | - | - | - | - | - | - | - | - | |
| 70 - 74 | - | - | - | - | - | - | - | - | - | - | - | |
| 75 + | - | - | - | - | - | - | - | - | - | - | - | |
| Female | | | | | | | | | | | | |
| Total | 13,818 | 82 | 1,686 | 849 | 1,711 | 359 | 2,512 | 3,129 | 2,560 | 907 | 23 | |
| 16 - 19 | 2,970 | - | 159 | 54 | 522 | 247 | 615 | 735 | 630 | 4 | 4 | |
| 20 - 24 | 4,598 | 5 | 207 | 77 | 381 | 87 | 650 | 1,059 | 1,496 | 631 | 5 | |
| 25 - 29 | 1,819 | 4 | 257 | 122 | 217 | 14 | 331 | 429 | 249 | 191 | 5 | |
| 30 - 34 | 1,572 | 4 | 325 | 154 | 216 | 7 | 331 | 380 | 100 | 53 | 2 | |
| 35 - 39 | 1,091 | 4 | 251 | 131 | 180 | 2 | 243 | 211 | 53 | 16 | - | |
| 40 - 44 | 839 | 13 | 221 | 129 | 114 | 2 | 180 | 152 | 18 | 6 | 4 | |
| 45 - 49 | 566 | 17 | 146 | 107 | 53 | - | 122 | 106 | 8 | 6 | 1 | |
| 50 - 54 | 236 | 7 | 81 | 49 | 21 | - | 31 | 41 | 5 | - | 1 | |
| 55 - 59 | 90 | 13 | 29 | 23 | 5 | - | 7 | 12 | 1 | - | - | |
| 60 - 64 | 22 | 7 | 7 | 2 | 1 | - | 1 | 4 | - | - | - | |
| 65 - 69 | 6 | 1 | 1 | 1 | 1 | - | 1 | - | - | - | 1 | |
| 70 - 74 | 2 | 1 | 1 | - | - | - | - | - | - | - | - | |
| 75 + | 7 | 6 | 1 | - | - | - | - | - | - | - | - | |

Table CU1c - Currently unemployed first job seekers aged 16 years and over by educational attainment, age and sex

| Country, Island, Age (in years) and Sex | Total | Educational attainment | | | | | | | | | University degree or equivalent | Not stated |
|---|--------|-------------------------|--|------------|------------------|-------------------------------------|--------------------------------------|-------------------------------|--------------------------------|-------|--|---------------|
| | | Nil & Pre-primary | Primary | | Lower Secondary | | Upper Secondary | | | | | |
| | | | Std I - VI but not passed CPE | Passed CPE | Forms I - III | Forms I - III pre- vocational | Forms IV - V but not passed SC | Passed SC or equivalent | Passed HSC or equivalent | | | |
| Island of Mauritius | | | | | | | | | | | | |
| Both sexes | | | | | | | | | | | | |
| Total | 23,753 | 96 | 2,722 | 1,176 | 3,125 | 1,157 | 4,524 | 5,240 | 4,154 | 1,504 | 55 | |
| 16 - 19 | 6,641 | 3 | 560 | 155 | 1,264 | 815 | 1,492 | 1,416 | 921 | 6 | 9 | |
| 20 - 24 | 8,906 | 5 | 539 | 163 | 842 | 287 | 1,472 | 2,099 | 2,541 | 938 | 20 | |
| 25 - 29 | 3,052 | 5 | 408 | 187 | 342 | 39 | 508 | 687 | 451 | 418 | 7 | |
| 30 - 34 | 2,033 | 8 | 434 | 207 | 268 | 10 | 401 | 459 | 138 | 105 | 3 | |
| 35 - 39 | 1,216 | 4 | 275 | 142 | 196 | 2 | 273 | 238 | 60 | 23 | 3 | |
| 40 - 44 | 888 | 15 | 222 | 134 | 121 | 3 | 198 | 162 | 20 | 8 | 5 | |
| 45 - 49 | 623 | 17 | 158 | 114 | 60 | - | 134 | 117 | 15 | 6 | 2 | |
| 50 - 54 | 256 | 12 | 80 | 48 | 25 | - | 36 | 46 | 6 | - | 3 | |
| 55 - 59 | 101 | 13 | 35 | 23 | 5 | 1 | 8 | 12 | 2 | - | 2 | |
| 60 - 64 | 23 | 7 | 8 | 2 | 1 | - | 1 | 4 | - | - | - | |
| 65 - 69 | 6 | 1 | 1 | 1 | 1 | - | 1 | - | - | - | 1 | |
| 70 - 74 | 2 | 1 | 1 | - | - | - | - | - | - | - | - | |
| 75 + | 6 | 5 | 1 | - | - | - | - | - | - | - | - | |
| Male | | | | | | | | | | | | |
| Total | 10,742 | 27 | 1,273 | 375 | 1,516 | 839 | 2,121 | 2,272 | 1,688 | 598 | 33 | |
| 16 - 19 | 3,810 | 3 | 415 | 102 | 768 | 591 | 897 | 717 | 310 | 2 | 5 | |
| 20 - 24 | 4,590 | 1 | 361 | 92 | 490 | 215 | 873 | 1,127 | 1,108 | 308 | 15 | |
| 25 - 29 | 1,370 | 3 | 204 | 73 | 143 | 26 | 199 | 281 | 212 | 227 | 2 | |
| 30 - 34 | 562 | 5 | 161 | 62 | 65 | 5 | 81 | 90 | 40 | 52 | 1 | |
| 35 - 39 | 187 | 2 | 60 | 21 | 23 | - | 34 | 30 | 7 | 7 | 3 | |
| 40 - 44 | 100 | 5 | 32 | 12 | 16 | 1 | 19 | 10 | 2 | 2 | 1 | |
| 45 - 49 | 76 | 1 | 24 | 11 | 7 | - | 12 | 12 | 7 | - | 2 | |
| 50 - 54 | 32 | 5 | 8 | 2 | 4 | - | 5 | 5 | 1 | - | 2 | |
| 55 - 59 | 13 | 1 | 7 | - | - | 1 | 1 | - | 1 | - | 2 | |
| 60 - 64 | 2 | 1 | 1 | - | - | - | - | - | - | - | - | |
| 65 - 69 | - | - | - | - | - | - | - | - | - | - | - | |
| 70 - 74 | - | - | - | - | - | - | - | - | - | - | - | |
| 75 + | - | - | - | - | - | - | - | - | - | - | - | |
| Female | | | | | | | | | | | | |
| Total | 13,011 | 69 | 1,449 | 801 | 1,609 | 318 | 2,403 | 2,968 | 2,466 | 906 | 22 | |
| 16 - 19 | 2,831 | - | 145 | 53 | 496 | 224 | 595 | 699 | 611 | 4 | 4 | |
| 20 - 24 | 4,316 | 4 | 178 | 71 | 352 | 72 | 599 | 972 | 1,433 | 630 | 5 | |
| 25 - 29 | 1,682 | 2 | 204 | 114 | 199 | 13 | 309 | 406 | 239 | 191 | 5 | |
| 30 - 34 | 1,471 | 3 | 273 | 145 | 203 | 5 | 320 | 369 | 98 | 53 | 2 | |
| 35 - 39 | 1,029 | 2 | 215 | 121 | 173 | 2 | 239 | 208 | 53 | 16 | - | |
| 40 - 44 | 788 | 10 | 190 | 122 | 105 | 2 | 179 | 152 | 18 | 6 | 4 | |
| 45 - 49 | 547 | 16 | 134 | 103 | 53 | - | 122 | 105 | 8 | 6 | - | |
| 50 - 54 | 224 | 7 | 72 | 46 | 21 | - | 31 | 41 | 5 | - | 1 | |
| 55 - 59 | 88 | 12 | 28 | 23 | 5 | - | 7 | 12 | 1 | - | - | |
| 60 - 64 | 21 | 6 | 7 | 2 | 1 | - | 1 | 4 | - | - | - | |
| 65 - 69 | 6 | 1 | 1 | 1 | 1 | - | 1 | - | - | - | 1 | |
| 70 - 74 | 2 | 1 | 1 | - | - | - | - | - | - | - | - | |
| 75 + | 6 | 5 | 1 | - | - | - | - | - | - | - | - | |

Table CU1c - Currently unemployed first job seekers aged 16 years and over by educational attainment, age and sex

| Country, Island, Age (in years) and Sex | Total | Educational attainment | | | | | | | | | University degree or equivalent | Not stated |
|---|-------|-------------------------|--|------------|------------------|-------------------------------------|--------------------------------------|-------------------------------|--------------------------------|---|--|---------------|
| | | Nil & Pre-primary | Primary | | Lower Secondary | | Upper Secondary | | | | | |
| | | | Std I - VI but not passed CPE | Passed CPE | Forms I - III | Forms I - III pre- vocational | Forms IV - V but not passed SC | Passed SC or equivalent | Passed HSC or equivalent | | | |
| Island of Rodrigues | | | | | | | | | | | | |
| Both sexes | | | | | | | | | | | | |
| Total | 1,343 | 19 | 365 | 61 | 174 | 123 | 174 | 282 | 139 | 3 | 3 | |
| 16 - 19 | 307 | - | 42 | 5 | 61 | 78 | 38 | 59 | 23 | - | 1 | |
| 20 - 24 | 506 | 2 | 57 | 10 | 57 | 36 | 82 | 159 | 101 | 2 | - | |
| 25 - 29 | 226 | 5 | 84 | 12 | 23 | 7 | 33 | 48 | 13 | 1 | - | |
| 30 - 34 | 134 | 2 | 75 | 10 | 17 | 2 | 14 | 12 | 2 | - | - | |
| 35 - 39 | 73 | 2 | 47 | 10 | 7 | - | 4 | 3 | - | - | - | |
| 40 - 44 | 57 | 3 | 36 | 7 | 9 | - | 2 | - | - | - | - | |
| 45 - 49 | 22 | 1 | 14 | 4 | - | - | - | 1 | - | - | 2 | |
| 50 - 54 | 12 | - | 9 | 3 | - | - | - | - | - | - | - | |
| 55 - 59 | 3 | 1 | 1 | - | - | - | 1 | - | - | - | - | |
| 60 - 64 | 1 | 1 | - | - | - | - | - | - | - | - | - | |
| 65 - 69 | 1 | 1 | - | - | - | - | - | - | - | - | - | |
| 70 - 74 | - | - | - | - | - | - | - | - | - | - | - | |
| 75 + | 1 | 1 | - | - | - | - | - | - | - | - | - | |
| Male | | | | | | | | | | | | |
| Total | 536 | 6 | 128 | 13 | 72 | 82 | 65 | 121 | 45 | 2 | 2 | |
| 16 - 19 | 168 | - | 28 | 4 | 35 | 55 | 18 | 23 | 4 | - | 1 | |
| 20 - 24 | 224 | 1 | 28 | 4 | 28 | 21 | 31 | 72 | 38 | 1 | - | |
| 25 - 29 | 89 | 3 | 31 | 4 | 5 | 6 | 11 | 25 | 3 | 1 | - | |
| 30 - 34 | 33 | 1 | 23 | 1 | 4 | - | 3 | 1 | - | - | - | |
| 35 - 39 | 11 | - | 11 | - | - | - | - | - | - | - | - | |
| 40 - 44 | 6 | - | 5 | - | - | - | 1 | - | - | - | - | |
| 45 - 49 | 3 | - | 2 | - | - | - | - | - | - | - | 1 | |
| 50 - 54 | - | - | - | - | - | - | - | - | - | - | - | |
| 55 - 59 | 1 | - | - | - | - | - | 1 | - | - | - | - | |
| 60 - 64 | - | - | - | - | - | - | - | - | - | - | - | |
| 65 - 69 | 1 | 1 | - | - | - | - | - | - | - | - | - | |
| 70 - 74 | - | - | - | - | - | - | - | - | - | - | - | |
| 75 + | - | - | - | - | - | - | - | - | - | - | - | |
| Female | | | | | | | | | | | | |
| Total | 807 | 13 | 237 | 48 | 102 | 41 | 109 | 161 | 94 | 1 | 1 | |
| 16 - 19 | 139 | - | 14 | 1 | 26 | 23 | 20 | 36 | 19 | - | - | |
| 20 - 24 | 282 | 1 | 29 | 6 | 29 | 15 | 51 | 87 | 63 | 1 | - | |
| 25 - 29 | 137 | 2 | 53 | 8 | 18 | 1 | 22 | 23 | 10 | - | - | |
| 30 - 34 | 101 | 1 | 52 | 9 | 13 | 2 | 11 | 11 | 2 | - | - | |
| 35 - 39 | 62 | 2 | 36 | 10 | 7 | - | 4 | 3 | - | - | - | |
| 40 - 44 | 51 | 3 | 31 | 7 | 9 | - | 1 | - | - | - | - | |
| 45 - 49 | 19 | 1 | 12 | 4 | - | - | - | 1 | - | - | 1 | |
| 50 - 54 | 12 | - | 9 | 3 | - | - | - | - | - | - | - | |
| 55 - 59 | 2 | 1 | 1 | - | - | - | - | - | - | - | - | |
| 60 - 64 | 1 | 1 | - | - | - | - | - | - | - | - | - | |
| 65 - 69 | - | - | - | - | - | - | - | - | - | - | - | |
| 70 - 74 | - | - | - | - | - | - | - | - | - | - | - | |
| 75 + | 1 | 1 | - | - | - | - | - | - | - | - | - | |

Table CU2a - Currently unemployed population aged 16 years and over by sex, broad field of study of highest vocational or technical qualification and educational attainment

| Country, Island, Broad field of Vocational or Technical Qualification and Sex | Total | Educational attainment | | | | | | | | | Not stated |
|---|--------|------------------------|-------------------------------|------------|-----------------|------------------------------|--------------------------------|-------------------------|--------------------------|---------------------------------|------------|
| | | Nil & preprimary | Primary | | Lower Secondary | | Upper Secondary | | | University degree or equivalent | |
| | | | Std I - VI but not passed CPE | Passed CPE | Forms I - III | Forms I - III pre-vocational | Forms IV - V but not passed SC | Passed SC or equivalent | Passed HSC or equivalent | | |
| Republic of Mauritius | | | | | | | | | | | |
| Both sexes | 42,162 | 404 | 7,331 | 2,946 | 5,848 | 1,610 | 7,765 | 8,775 | 5,486 | 1,918 | 79 |
| No training. | 36,555 | 404 | 7,249 | 2,870 | 5,568 | 1,498 | 7,136 | 7,383 | 4,374 | - | 73 |
| With training. | 5,607 | - | 82 | 76 | 280 | 112 | 629 | 1,392 | 1,112 | 1,918 | 6 |
| 010 : Basic programmes. | - | - | - | - | - | - | - | - | - | - | - |
| 080 : Literacy & numeracy. | - | - | - | - | - | - | - | - | - | - | - |
| 090 : Personal development. | 7 | - | - | - | - | 1 | - | 4 | 2 | - | - |
| 141-149: Teacher training & education science. | 141 | - | 2 | 3 | 5 | 2 | 16 | 59 | 31 | 23 | - |
| 211-217: Arts. | 278 | - | 2 | 8 | 16 | 2 | 27 | 68 | 70 | 84 | 1 |
| 221-227: Humanities. | 272 | - | - | 3 | 3 | - | 8 | 16 | 34 | 208 | - |
| 311-316: Social & behavioural science. | 161 | - | - | - | - | - | - | 1 | 5 | 155 | - |
| 321-323: Journalism & information. | 35 | - | - | - | - | - | - | 3 | 9 | 22 | 1 |
| 341-349: Business & administration. | 1,159 | - | 2 | 4 | 13 | 1 | 52 | 214 | 341 | 532 | - |
| 381-383: Law | 92 | - | - | - | - | - | - | 3 | 10 | 79 | - |
| 421-422: Life sciences | 39 | - | - | - | - | - | - | 2 | - | 37 | - |
| 441-446: Physical sciences | 46 | - | - | - | - | - | - | 2 | 2 | 42 | - |
| 461-462: Mathematics & statistics. | 65 | - | - | - | - | - | - | - | 5 | 60 | - |
| 481-482: Computing | 1,096 | - | 1 | 5 | 22 | 4 | 126 | 439 | 340 | 158 | 1 |
| 521-529: Engineering & engineering trades. | 704 | - | 31 | 11 | 78 | 51 | 141 | 181 | 65 | 145 | 1 |
| 541-544: Manufacturing & processing. | 201 | - | 4 | 13 | 31 | 12 | 43 | 63 | 7 | 26 | 2 |
| 581-583: Architecture & building | 140 | - | 10 | 5 | 12 | 12 | 21 | 32 | 12 | 36 | - |
| 621-625: Agriculture, forestry & fishery. | 49 | - | 3 | - | 3 | - | 1 | 3 | 2 | 37 | - |
| 641 : Veterinary. | - | - | - | - | - | - | - | - | - | - | - |
| 721-728: Health. | 281 | - | 2 | 1 | 7 | - | 27 | 56 | 30 | 158 | - |
| 761-763: Social services | 30 | - | - | 1 | 2 | 1 | 5 | 7 | 8 | 6 | - |
| 811-816: Personal services | 713 | - | 21 | 22 | 79 | 17 | 155 | 214 | 110 | 95 | - |
| 840 : Transport services. | 28 | - | 1 | - | 1 | - | 2 | 5 | 12 | 7 | - |
| 851-854: Environmental protection. | 19 | - | - | - | - | - | - | 5 | 8 | 6 | - |
| 861-862: Security services | 13 | - | 2 | - | 1 | - | 3 | 4 | 2 | 1 | - |
| 999 : Fields of education not known or not specified. | 38 | - | 1 | - | 7 | 9 | 2 | 11 | 7 | 1 | - |

Table CU2a - Currently unemployed population aged 16 years and over by sex, broad field of study of highest vocational or technical qualification and educational attainment

| Country, Island, Broad field of Vocational or Technical Qualification and Sex | Total | Educational attainment | | | | | | | | | |
|---|--------|------------------------|-------------------------------|------------|-----------------|------------------------------|--------------------------------|-------------------------|--------------------------|---------------------------------|------------|
| | | Nil & preprimary | Primary | | Lower Secondary | | Upper Secondary | | | University degree or equivalent | Not stated |
| | | | Std I - VI but not passed CPE | Passed CPE | Forms I - III | Forms I - III pre-vocational | Forms IV - V but not passed SC | Passed SC or equivalent | Passed HSC or equivalent | | |
| Republic of Mauritius | | | | | | | | | | | |
| Male | 19,143 | 155 | 3,650 | 1,132 | 2,750 | 1,138 | 3,560 | 3,697 | 2,197 | 813 | 51 |
| No training. | 16,741 | 155 | 3,591 | 1,095 | 2,607 | 1,062 | 3,239 | 3,180 | 1,764 | - | 48 |
| With training. | 2,402 | - | 59 | 37 | 143 | 76 | 321 | 517 | 433 | 813 | 3 |
| 010 : Basic programmes. | - | - | - | - | - | - | - | - | - | - | - |
| 080 : Literacy & numeracy | - | - | - | - | - | - | - | - | - | - | - |
| 090 : Personal development. | 3 | - | - | - | - | - | - | 2 | 1 | - | - |
| 141-149: Teacher training & education science. | 21 | - | 1 | 2 | 2 | - | - | 1 | 7 | 8 | - |
| 211-217: Arts. | 101 | - | - | 2 | 2 | 1 | 9 | 28 | 30 | 28 | 1 |
| 221-227: Humanities. | 45 | - | - | 1 | 2 | - | 2 | 6 | 8 | 26 | - |
| 311-316: Social & behavioural science. | 58 | - | - | - | - | - | - | - | 3 | 55 | - |
| 321-323: Journalism & information. | 10 | - | - | - | - | - | - | - | 3 | 6 | 1 |
| 341-349: Business & administration | 423 | - | - | 2 | 4 | - | 18 | 52 | 123 | 224 | - |
| 381-383: Law | 33 | - | - | - | - | - | - | 3 | - | 30 | - |
| 421-422: Life sciences | 14 | - | - | - | - | - | - | 1 | - | 13 | - |
| 441-446: Physical sciences | 23 | - | - | - | - | - | - | - | 2 | 21 | - |
| 461-462: Mathematics & statistics. | 28 | - | - | - | - | - | - | - | 3 | 25 | - |
| 481-482: Computing | 362 | - | 1 | 4 | 10 | 1 | 49 | 98 | 104 | 95 | - |
| 521-529: Engineering & engineering trades. | 620 | - | 30 | 11 | 71 | 46 | 134 | 172 | 56 | 99 | 1 |
| 541-544: Manufacturing & processing. | 99 | - | 3 | 5 | 18 | 7 | 21 | 37 | 5 | 3 | - |
| 581-583: Architecture & building | 118 | - | 9 | 5 | 10 | 11 | 19 | 26 | 12 | 26 | - |
| 621-625: Agriculture, forestry & fishery. | 18 | - | 2 | - | 1 | - | - | 2 | 1 | 12 | - |
| 641 : Veterinary. | - | - | - | - | - | - | - | - | - | - | - |
| 721-728: Health. | 113 | - | - | - | 1 | - | 3 | 6 | 19 | 84 | - |
| 761-763: Social services | 8 | - | - | - | - | - | 2 | 1 | 3 | 2 | - |
| 811-816: Personal services | 242 | - | 9 | 5 | 17 | 2 | 58 | 66 | 40 | 45 | - |
| 840 : Transport services. | 16 | - | 1 | - | 1 | - | 2 | 2 | 4 | 6 | - |
| 851-854: Environmental protection. | 14 | - | - | - | - | - | - | 5 | 5 | 4 | - |
| 861-862: Security services | 11 | - | 2 | - | 1 | - | 2 | 3 | 2 | 1 | - |
| 999 : Fields of education not known or not specified. | 22 | - | 1 | - | 3 | 8 | 2 | 6 | 2 | - | - |

Table CU2a - Currently unemployed population aged 16 years and over by sex, broad field of study of highest vocational or technical qualification and educational attainment

| Country, Island, Broad field of Vocational or Technical Qualification and Sex | Total | Educational attainment | | | | | | | | | University degree or equivalent | Not stated |
|---|--------|------------------------|-------------------------------|------------|-----------------|------------------------------|--------------------------------|-------------------------|--------------------------|-------|---------------------------------|------------|
| | | Nil & preprimary | Primary | | Lower Secondary | | Upper Secondary | | | | | |
| | | | Std I - VI but not passed CPE | Passed CPE | Forms I - III | Forms I - III pre-vocational | Forms IV - V but not passed SC | Passed SC or equivalent | Passed HSC or equivalent | | | |
| Republic of Mauritius | | | | | | | | | | | | |
| Female | 23,019 | 249 | 3,681 | 1,814 | 3,098 | 472 | 4,205 | 5,078 | 3,289 | 1,105 | 28 | |
| No training. | 19,814 | 249 | 3,658 | 1,775 | 2,961 | 436 | 3,897 | 4,203 | 2,610 | - | 25 | |
| With training. | 3,205 | - | 23 | 39 | 137 | 36 | 308 | 875 | 679 | 1,105 | 3 | |
| 010 : Basic programmes. | - | - | - | - | - | - | - | - | - | - | - | |
| 080 : Literacy & numeracy. | - | - | - | - | - | - | - | - | - | - | - | |
| 090 : Personal development. | 4 | - | - | - | - | 1 | - | 2 | 1 | - | - | |
| 141-149: Teacher training & education science. | 120 | - | 1 | 1 | 3 | 2 | 16 | 58 | 24 | 15 | - | |
| 211-217: Arts. | 177 | - | 2 | 6 | 14 | 1 | 18 | 40 | 40 | 56 | - | |
| 221-227: Humanities. | 227 | - | - | 2 | 1 | - | 6 | 10 | 26 | 182 | - | |
| 311-316: Social & behavioural science. | 103 | - | - | - | - | - | - | 1 | 2 | 100 | - | |
| 321-323: Journalism & information. | 25 | - | - | - | - | - | - | 3 | 6 | 16 | - | |
| 341-349: Business & administration. | 736 | - | 2 | 2 | 9 | 1 | 34 | 162 | 218 | 308 | - | |
| 381-383: Law. | 59 | - | - | - | - | - | - | - | 10 | 49 | - | |
| 421-422: Life sciences. | 25 | - | - | - | - | - | - | 1 | - | 24 | - | |
| 441-446: Physical sciences. | 23 | - | - | - | - | - | - | 2 | - | 21 | - | |
| 461-462: Mathematics & statistics. | 37 | - | - | - | - | - | - | - | 2 | 35 | - | |
| 481-482: Computing. | 734 | - | - | 1 | 12 | 3 | 77 | 341 | 236 | 63 | 1 | |
| 521-529: Engineering & engineering trades. | 84 | - | 1 | - | 7 | 5 | 7 | 9 | 9 | 46 | - | |
| 541-544: Manufacturing & processing. | 102 | - | 1 | 8 | 13 | 5 | 22 | 26 | 2 | 23 | 2 | |
| 581-583: Architecture & building. | 22 | - | 1 | - | 2 | 1 | 2 | 6 | - | 10 | - | |
| 621-625: Agriculture, forestry & fishery. | 31 | - | 1 | - | 2 | - | 1 | 1 | 1 | 25 | - | |
| 641 : Veterinary. | - | - | - | - | - | - | - | - | - | - | - | |
| 721-728: Health. | 168 | - | 2 | 1 | 6 | - | 24 | 50 | 11 | 74 | - | |
| 761-763: Social services. | 22 | - | - | 1 | 2 | 1 | 3 | 6 | 5 | 4 | - | |
| 811-816: Personal services. | 471 | - | 12 | 17 | 62 | 15 | 97 | 148 | 70 | 50 | - | |
| 840 : Transport services. | 12 | - | - | - | - | - | - | 3 | 8 | 1 | - | |
| 851-854: Environmental protection. | 5 | - | - | - | - | - | - | - | 3 | 2 | - | |
| 861-862: Security services. | 2 | - | - | - | - | - | 1 | 1 | - | - | - | |
| 999 : Fields of education not known or not specified. | 16 | - | - | - | 4 | 1 | - | 5 | 5 | 1 | - | |

Table CU2a - Currently unemployed population aged 16 years and over by sex, broad field of study of highest vocational or technical qualification and educational attainment

| Country, Island, Broad field of Vocational or Technical Qualification and Sex | Total | Educational attainment | | | | | | | | | Not stated |
|---|--------|------------------------|-------------------------------|------------|-----------------|------------------------------|--------------------------------|-------------------------|--------------------------|---------------------------------|------------|
| | | Nil & preprimary | Primary | | Lower Secondary | | Upper Secondary | | | University degree or equivalent | |
| | | | Std I - VI but not passed CPE | Passed CPE | Forms I - III | Forms I - III pre-vocational | Forms IV - V but not passed SC | Passed SC or equivalent | Passed HSC or equivalent | | |
| Island of Mauritius | | | | | | | | | | | |
| Both sexes | 40,132 | 353 | 6,674 | 2,836 | 5,573 | 1,464 | 7,534 | 8,392 | 5,321 | 1,909 | 76 |
| No training. | 34,655 | 353 | 6,603 | 2,763 | 5,314 | 1,362 | 6,920 | 7,037 | 4,233 | - | 70 |
| With training. | 5,477 | - | 71 | 73 | 259 | 102 | 614 | 1,355 | 1,088 | 1,909 | 6 |
| 010 : Basic programmes. | - | - | - | - | - | - | - | - | - | - | - |
| 080 : Literacy & numeracy | - | - | - | - | - | - | - | - | - | - | - |
| 090 : Personal development. | 6 | - | - | - | - | - | - | 4 | 2 | - | - |
| 141-149: Teacher training & education science. | 141 | - | 2 | 3 | 5 | 2 | 16 | 59 | 31 | 23 | - |
| 211-217: Arts. | 274 | - | 2 | 8 | 14 | 2 | 27 | 67 | 69 | 84 | 1 |
| 221-227: Humanities. | 271 | - | - | 3 | 3 | - | 8 | 16 | 34 | 207 | - |
| 311-316: Social & behavioural science. | 160 | - | - | - | - | - | - | 1 | 5 | 154 | - |
| 321-323: Journalism & information. | 35 | - | - | - | - | - | - | 3 | 9 | 22 | 1 |
| 341-349: Business & administration | 1,144 | - | 2 | 3 | 13 | 1 | 50 | 210 | 336 | 529 | - |
| 381-383: Law | 92 | - | - | - | - | - | - | 3 | 10 | 79 | - |
| 421-422: Life sciences | 39 | - | - | - | - | - | - | 2 | - | 37 | - |
| 441-446: Physical sciences | 45 | - | - | - | - | - | - | 2 | 2 | 41 | - |
| 461-462: Mathematics & statistics. | 65 | - | - | - | - | - | - | - | 5 | 60 | - |
| 481-482: Computing | 1,055 | - | 1 | 5 | 20 | 4 | 123 | 420 | 324 | 157 | 1 |
| 521-529: Engineering & engineering trades. | 686 | - | 28 | 11 | 72 | 48 | 140 | 177 | 64 | 145 | 1 |
| 541-544: Manufacturing & processing. | 190 | - | 4 | 13 | 28 | 9 | 41 | 60 | 7 | 26 | 2 |
| 581-583: Architecture & building | 127 | - | 7 | 5 | 7 | 12 | 19 | 30 | 12 | 35 | - |
| 621-625: Agriculture, forestry & fishery. | 44 | - | - | - | 3 | - | - | 2 | 2 | 37 | - |
| 641 : Veterinary. | - | - | - | - | - | - | - | - | - | - | - |
| 721-728: Health. | 280 | - | 2 | 1 | 6 | - | 27 | 56 | 30 | 158 | - |
| 761-763: Social services | 30 | - | - | 1 | 2 | 1 | 5 | 7 | 8 | 6 | - |
| 811-816: Personal services | 698 | - | 19 | 20 | 77 | 16 | 151 | 211 | 109 | 95 | - |
| 840 : Transport services. | 28 | - | 1 | - | 1 | - | 2 | 5 | 12 | 7 | - |
| 851-854: Environmental protection. | 18 | - | - | - | - | - | - | 5 | 8 | 5 | - |
| 861-862: Security services | 13 | - | 2 | - | 1 | - | 3 | 4 | 2 | 1 | - |
| 999 : Fields of education not known or not specified. | 36 | - | 1 | - | 7 | 7 | 2 | 11 | 7 | 1 | - |

Table CU2a - Currently unemployed population aged 16 years and over by sex, broad field of study of highest vocational or technical qualification and educational attainment

| Country, Island, Broad field of Vocational or Technical Qualification and Sex | Total | Educational attainment | | | | | | | | | University degree or equivalent | Not stated |
|---|--------|------------------------|-------------------------------|------------|-----------------|------------------------------|--------------------------------|-------------------------|--------------------------|-----|---------------------------------|------------|
| | | Nil & preprimary | Primary | | Lower Secondary | | Upper Secondary | | | | | |
| | | | Std I - VI but not passed CPE | Passed CPE | Forms I - III | Forms I - III pre-vocational | Forms IV - V but not passed SC | Passed SC or equivalent | Passed HSC or equivalent | | | |
| Island of Mauritius | | | | | | | | | | | | |
| Male | 18,242 | 135 | 3,345 | 1,093 | 2,623 | 1,042 | 3,470 | 3,533 | 2,144 | 808 | 49 | |
| No training. | 15,892 | 135 | 3,294 | 1,056 | 2,492 | 973 | 3,152 | 3,027 | 1,717 | - | 46 | |
| With training. | 2,350 | - | 51 | 37 | 131 | 69 | 318 | 506 | 427 | 808 | 3 | |
| 010 : Basic programmes. | - | - | - | - | - | - | - | - | - | - | - | |
| 080 : Literacy & numeracy | - | - | - | - | - | - | - | - | - | - | - | |
| 090 : Personal development. | 3 | - | - | - | - | - | - | 2 | 1 | - | - | |
| 141-149: Teacher training & education science. | 21 | - | 1 | 2 | 2 | - | - | 1 | 7 | 8 | - | |
| 211-217: Arts. | 101 | - | - | 2 | 2 | 1 | 9 | 28 | 30 | 28 | 1 | |
| 221-227: Humanities. | 45 | - | - | 1 | 2 | - | 2 | 6 | 8 | 26 | - | |
| 311-316: Social & behavioural science. | 57 | - | - | - | - | - | - | - | 3 | 54 | - | |
| 321-323: Journalism & information. | 10 | - | - | - | - | - | - | - | 3 | 6 | 1 | |
| 341-349: Business & administration | 419 | - | - | 2 | 4 | - | 18 | 50 | 123 | 222 | - | |
| 381-383: Law | 33 | - | - | - | - | - | - | 3 | - | 30 | - | |
| 421-422: Life sciences | 14 | - | - | - | - | - | - | 1 | - | 13 | - | |
| 441-446: Physical sciences | 22 | - | - | - | - | - | - | - | 2 | 20 | - | |
| 461-462: Mathematics & statistics. | 28 | - | - | - | - | - | - | - | 3 | 25 | - | |
| 481-482: Computing | 354 | - | 1 | 4 | 9 | 1 | 49 | 96 | 99 | 95 | - | |
| 521-529: Engineering & engineering trades. | 604 | - | 27 | 11 | 65 | 44 | 134 | 168 | 55 | 99 | 1 | |
| 541-544: Manufacturing & processing. | 94 | - | 3 | 5 | 17 | 4 | 21 | 36 | 5 | 3 | - | |
| 581-583: Architecture & building | 107 | - | 6 | 5 | 6 | 11 | 17 | 25 | 12 | 25 | - | |
| 621-625: Agriculture, forestry & fishery. | 16 | - | - | - | 1 | - | - | 2 | 1 | 12 | - | |
| 641 : Veterinary. | - | - | - | - | - | - | - | - | - | - | - | |
| 721-728: Health. | 113 | - | - | - | 1 | - | 3 | 6 | 19 | 84 | - | |
| 761-763: Social services | 8 | - | - | - | - | - | 2 | 1 | 3 | 2 | - | |
| 811-816: Personal services | 240 | - | 9 | 5 | 17 | 2 | 57 | 65 | 40 | 45 | - | |
| 840 : Transport services. | 16 | - | 1 | - | 1 | - | 2 | 2 | 4 | 6 | - | |
| 851-854: Environmental protection. | 14 | - | - | - | - | - | - | 5 | 5 | 4 | - | |
| 861-862: Security services | 11 | - | 2 | - | 1 | - | 2 | 3 | 2 | 1 | - | |
| 999 : Fields of education not known or not specified. | 20 | - | 1 | - | 3 | 6 | 2 | 6 | 2 | - | - | |

Table CU2a - Currently unemployed population aged 16 years and over by sex, broad field of study of highest vocational or technical qualification and educational attainment

| Country, Island, Broad field of Vocational or Technical Qualification and Sex | Total | Educational attainment | | | | | | | | | University degree or equivalent | Not stated |
|---|--------|------------------------|-------------------------------|------------|-----------------|------------------------------|--------------------------------|-------------------------|--------------------------|-------|---------------------------------|------------|
| | | Nil & preprimary | Primary | | Lower Secondary | | Upper Secondary | | | | | |
| | | | Std I - VI but not passed CPE | Passed CPE | Forms I - III | Forms I - III pre-vocational | Forms IV - V but not passed SC | Passed SC or equivalent | Passed HSC or equivalent | | | |
| Island of Mauritius | | | | | | | | | | | | |
| Female | 21,890 | 218 | 3,329 | 1,743 | 2,950 | 422 | 4,064 | 4,859 | 3,177 | 1,101 | 27 | |
| No training. | 18,763 | 218 | 3,309 | 1,707 | 2,822 | 389 | 3,768 | 4,010 | 2,516 | - | 24 | |
| With training. | 3,127 | - | 20 | 36 | 128 | 33 | 296 | 849 | 661 | 1,101 | 3 | |
| 010 : Basic programmes. | - | - | - | - | - | - | - | - | - | - | - | |
| 080 : Literacy & numeracy | - | - | - | - | - | - | - | - | - | - | - | |
| 090 : Personal development. | 3 | - | - | - | - | - | - | 2 | 1 | - | - | |
| 141-149: Teacher training & education science. | 120 | - | 1 | 1 | 3 | 2 | 16 | 58 | 24 | 15 | - | |
| 211-217: Arts. | 173 | - | 2 | 6 | 12 | 1 | 18 | 39 | 39 | 56 | - | |
| 221-227: Humanities. | 226 | - | - | 2 | 1 | - | 6 | 10 | 26 | 181 | - | |
| 311-316: Social & behavioural science. | 103 | - | - | - | - | - | - | 1 | 2 | 100 | - | |
| 321-323: Journalism & information. | 25 | - | - | - | - | - | - | 3 | 6 | 16 | - | |
| 341-349: Business & administration | 725 | - | 2 | 1 | 9 | 1 | 32 | 160 | 213 | 307 | - | |
| 381-383: Law | 59 | - | - | - | - | - | - | - | 10 | 49 | - | |
| 421-422: Life sciences | 25 | - | - | - | - | - | - | 1 | - | 24 | - | |
| 441-446: Physical sciences | 23 | - | - | - | - | - | - | 2 | - | 21 | - | |
| 461-462: Mathematics & statistics. | 37 | - | - | - | - | - | - | - | 2 | 35 | - | |
| 481-482: Computing | 701 | - | - | 1 | 11 | 3 | 74 | 324 | 225 | 62 | 1 | |
| 521-529: Engineering & engineering trades. | 82 | - | 1 | - | 7 | 4 | 6 | 9 | 9 | 46 | - | |
| 541-544: Manufacturing & processing. | 96 | - | 1 | 8 | 11 | 5 | 20 | 24 | 2 | 23 | 2 | |
| 581-583: Architecture & building | 20 | - | 1 | - | 1 | 1 | 2 | 5 | - | 10 | - | |
| 621-625: Agriculture, forestry & fishery. | 28 | - | - | - | 2 | - | - | - | 1 | 25 | - | |
| 641 : Veterinary. | - | - | - | - | - | - | - | - | - | - | - | |
| 721-728: Health. | 167 | - | 2 | 1 | 5 | - | 24 | 50 | 11 | 74 | - | |
| 761-763: Social services | 22 | - | - | 1 | 2 | 1 | 3 | 6 | 5 | 4 | - | |
| 811-816: Personal services | 458 | - | 10 | 15 | 60 | 14 | 94 | 146 | 69 | 50 | - | |
| 840 : Transport services. | 12 | - | - | - | - | - | - | 3 | 8 | 1 | - | |
| 851-854: Environmental protection. | 4 | - | - | - | - | - | - | - | 3 | 1 | - | |
| 861-862: Security services | 2 | - | - | - | - | - | 1 | 1 | - | - | - | |
| 999 : Fields of education not known or not specified. | 16 | - | - | - | 4 | 1 | - | 5 | 5 | 1 | - | |

Table CU2a - Currently unemployed population aged 16 years and over by sex, broad field of study of highest vocational or technical qualification and educational attainment

| Country, Island, Broad field of Vocational or Technical Qualification and Sex | Total | Educational attainment | | | | | | | | | University degree or equivalent | Not stated |
|---|-------|------------------------|-------------------------------|------------|-----------------|------------------------------|--------------------------------|-------------------------|--------------------------|---|---------------------------------|------------|
| | | Nil & preprimary | Primary | | Lower Secondary | | Upper Secondary | | | | | |
| | | | Std I - VI but not passed CPE | Passed CPE | Forms I - III | Forms I - III pre-vocational | Forms IV - V but not passed SC | Passed SC or equivalent | Passed HSC or equivalent | | | |
| Island of Rodrigues | | | | | | | | | | | | |
| Both sexes | 2,030 | 51 | 657 | 110 | 275 | 146 | 231 | 383 | 165 | 9 | 3 | |
| No training. | 1,900 | 51 | 646 | 107 | 254 | 136 | 216 | 346 | 141 | - | 3 | |
| With training. | 130 | - | 11 | 3 | 21 | 10 | 15 | 37 | 24 | 9 | - | |
| 010 : Basic programmes. | - | - | - | - | - | - | - | - | - | - | - | |
| 080 : Literacy & numeracy | - | - | - | - | - | - | - | - | - | - | - | |
| 090 : Personal development. | 1 | - | - | - | - | 1 | - | - | - | - | - | |
| 141-149: Teacher training & education science. | - | - | - | - | - | - | - | - | - | - | - | |
| 211-217: Arts. | 4 | - | - | - | 2 | - | - | 1 | 1 | - | - | |
| 221-227: Humanities. | 1 | - | - | - | - | - | - | - | - | 1 | - | |
| 311-316: Social & behavioural science. | 1 | - | - | - | - | - | - | - | - | 1 | - | |
| 321-323: Journalism & information. | - | - | - | - | - | - | - | - | - | - | - | |
| 341-349: Business & administration | 15 | - | - | 1 | - | - | 2 | 4 | 5 | 3 | - | |
| 381-383: Law | - | - | - | - | - | - | - | - | - | - | - | |
| 421-422: Life sciences | - | - | - | - | - | - | - | - | - | - | - | |
| 441-446: Physical sciences | 1 | - | - | - | - | - | - | - | - | 1 | - | |
| 461-462: Mathematics & statistics. | - | - | - | - | - | - | - | - | - | - | - | |
| 481-482: Computing | 41 | - | - | - | 2 | - | 3 | 19 | 16 | 1 | - | |
| 521-529: Engineering & engineering trades. | 18 | - | 3 | - | 6 | 3 | 1 | 4 | 1 | - | - | |
| 541-544: Manufacturing & processing. | 11 | - | - | - | 3 | 3 | 2 | 3 | - | - | - | |
| 581-583: Architecture & building | 13 | - | 3 | - | 5 | - | 2 | 2 | - | 1 | - | |
| 621-625: Agriculture, forestry & fishery. | 5 | - | 3 | - | - | - | 1 | 1 | - | - | - | |
| 641 : Veterinary. | - | - | - | - | - | - | - | - | - | - | - | |
| 721-728: Health. | 1 | - | - | - | 1 | - | - | - | - | - | - | |
| 761-763: Social services | - | - | - | - | - | - | - | - | - | - | - | |
| 811-816: Personal services | 15 | - | 2 | 2 | 2 | 1 | 4 | 3 | 1 | - | - | |
| 840 : Transport services. | - | - | - | - | - | - | - | - | - | - | - | |
| 851-854: Environmental protection. | 1 | - | - | - | - | - | - | - | - | 1 | - | |
| 861-862: Security services | - | - | - | - | - | - | - | - | - | - | - | |
| 999 : Fields of education not known or not specified. | 2 | - | - | - | - | 2 | - | - | - | - | - | |

Table CU2a - Currently unemployed population aged 16 years and over by sex, broad field of study of highest vocational or technical qualification and educational attainment

| Country, Island, Broad field of Vocational or Technical Qualification and Sex | Total | Educational attainment | | | | | | | | | University degree or equivalent | Not stated |
|---|-------|------------------------|-------------------------------|------------|-----------------|------------------------------|--------------------------------|-------------------------|--------------------------|---|---------------------------------|------------|
| | | Nil & preprimary | Primary | | Lower Secondary | | Upper Secondary | | | | | |
| | | | Std I - VI but not passed CPE | Passed CPE | Forms I - III | Forms I - III pre-vocational | Forms IV - V but not passed SC | Passed SC or equivalent | Passed HSC or equivalent | | | |
| Island of Rodrigues | | | | | | | | | | | | |
| Male | 901 | 20 | 305 | 39 | 127 | 96 | 90 | 164 | 53 | 5 | 2 | |
| No training. | 849 | 20 | 297 | 39 | 115 | 89 | 87 | 153 | 47 | - | 2 | |
| With training. | 52 | - | 8 | - | 12 | 7 | 3 | 11 | 6 | 5 | - | |
| 010 : Basic programmes. | - | - | - | - | - | - | - | - | - | - | - | |
| 080 : Literacy & numeracy. | - | - | - | - | - | - | - | - | - | - | - | |
| 090 : Personal development. | - | - | - | - | - | - | - | - | - | - | - | |
| 141-149: Teacher training & education science. | - | - | - | - | - | - | - | - | - | - | - | |
| 211-217: Arts. | - | - | - | - | - | - | - | - | - | - | - | |
| 221-227: Humanities. | - | - | - | - | - | - | - | - | - | - | - | |
| 311-316: Social & behavioural science. | 1 | - | - | - | - | - | - | - | - | 1 | - | |
| 321-323: Journalism & information. | - | - | - | - | - | - | - | - | - | - | - | |
| 341-349: Business & administration. | 4 | - | - | - | - | - | - | 2 | - | 2 | - | |
| 381-383: Law. | - | - | - | - | - | - | - | - | - | - | - | |
| 421-422: Life sciences. | - | - | - | - | - | - | - | - | - | - | - | |
| 441-446: Physical sciences. | 1 | - | - | - | - | - | - | - | - | 1 | - | |
| 461-462: Mathematics & statistics. | - | - | - | - | - | - | - | - | - | - | - | |
| 481-482: Computing. | 8 | - | - | - | 1 | - | - | 2 | 5 | - | - | |
| 521-529: Engineering & engineering trades. | 16 | - | 3 | - | 6 | 2 | - | 4 | 1 | - | - | |
| 541-544: Manufacturing & processing. | 5 | - | - | - | 1 | 3 | - | 1 | - | - | - | |
| 581-583: Architecture & building. | 11 | - | 3 | - | 4 | - | 2 | 1 | - | 1 | - | |
| 621-625: Agriculture, forestry & fishery. | 2 | - | 2 | - | - | - | - | - | - | - | - | |
| 641 : Veterinary. | - | - | - | - | - | - | - | - | - | - | - | |
| 721-728: Health. | - | - | - | - | - | - | - | - | - | - | - | |
| 761-763: Social services. | - | - | - | - | - | - | - | - | - | - | - | |
| 811-816: Personal services. | 2 | - | - | - | - | - | 1 | 1 | - | - | - | |
| 840 : Transport services. | - | - | - | - | - | - | - | - | - | - | - | |
| 851-854: Environmental protection. | - | - | - | - | - | - | - | - | - | - | - | |
| 861-862: Security services. | - | - | - | - | - | - | - | - | - | - | - | |
| 999 : Fields of education not known or not specified. | 2 | - | - | - | - | 2 | - | - | - | - | - | |

Table CU2a - Currently unemployed population aged 16 years and over by sex, broad field of study of highest vocational or technical qualification and educational attainment

| Country, Island, Broad field of Vocational or Technical Qualification and Sex | Total | Educational attainment | | | | | | | | | University degree or equivalent | Not stated |
|---|-------|------------------------|-------------------------------|------------|-----------------|------------------------------|--------------------------------|-------------------------|--------------------------|---|---------------------------------|------------|
| | | Nil & preprimary | Primary | | Lower Secondary | | Upper Secondary | | | | | |
| | | | Std I - VI but not passed CPE | Passed CPE | Forms I - III | Forms I - III pre-vocational | Forms IV - V but not passed SC | Passed SC or equivalent | Passed HSC or equivalent | | | |
| Island of Rodrigues | | | | | | | | | | | | |
| Female | 1,129 | 31 | 352 | 71 | 148 | 50 | 141 | 219 | 112 | 4 | 1 | |
| No training. | 1,051 | 31 | 349 | 68 | 139 | 47 | 129 | 193 | 94 | - | 1 | |
| With training. | 78 | - | 3 | 3 | 9 | 3 | 12 | 26 | 18 | 4 | - | |
| 010 : Basic programmes. | - | - | - | - | - | - | - | - | - | - | - | |
| 080 : Literacy & numeracy. | - | - | - | - | - | - | - | - | - | - | - | |
| 090 : Personal development. | 1 | - | - | - | - | 1 | - | - | - | - | - | |
| 141-149: Teacher training & education science. | - | - | - | - | - | - | - | - | - | - | - | |
| 211-217: Arts. | 4 | - | - | - | 2 | - | - | 1 | 1 | - | - | |
| 221-227: Humanities. | 1 | - | - | - | - | - | - | - | - | 1 | - | |
| 311-316: Social & behavioural science. | - | - | - | - | - | - | - | - | - | - | - | |
| 321-323: Journalism & information. | - | - | - | - | - | - | - | - | - | - | - | |
| 341-349: Business & administration | 11 | - | - | 1 | - | - | 2 | 2 | 5 | 1 | - | |
| 381-383: Law | - | - | - | - | - | - | - | - | - | - | - | |
| 421-422: Life sciences | - | - | - | - | - | - | - | - | - | - | - | |
| 441-446: Physical sciences | - | - | - | - | - | - | - | - | - | - | - | |
| 461-462: Mathematics & statistics. | - | - | - | - | - | - | - | - | - | - | - | |
| 481-482: Computing | 33 | - | - | - | 1 | - | 3 | 17 | 11 | 1 | - | |
| 521-529: Engineering & engineering trades. | 2 | - | - | - | - | 1 | 1 | - | - | - | - | |
| 541-544: Manufacturing & processing. | 6 | - | - | - | 2 | - | 2 | 2 | - | - | - | |
| 581-583: Architecture & building | 2 | - | - | - | 1 | - | - | 1 | - | - | - | |
| 621-625: Agriculture, forestry & fishery. | 3 | - | 1 | - | - | - | 1 | 1 | - | - | - | |
| 641 : Veterinary. | - | - | - | - | - | - | - | - | - | - | - | |
| 721-728: Health. | 1 | - | - | - | 1 | - | - | - | - | - | - | |
| 761-763: Social services | - | - | - | - | - | - | - | - | - | - | - | |
| 811-816: Personal services | 13 | - | 2 | 2 | 2 | 1 | 3 | 2 | 1 | - | - | |
| 840 : Transport services. | - | - | - | - | - | - | - | - | - | - | - | |
| 851-854: Environmental protection. | 1 | - | - | - | - | - | - | - | - | 1 | - | |
| 861-862: Security services | - | - | - | - | - | - | - | - | - | - | - | |
| 999 : Fields of education not known or not specified. | - | - | - | - | - | - | - | - | - | - | - | |

Table CU2b - Currently unemployed population (excluding first job seekers) aged 16 years and over by sex, broad field of study of highest vocational or technical qualification and educational attainment

| Country, Island, Broad field of Vocational or Technical Qualification and Sex | Total | Educational attainment | | | | | | | | | University degree or equivalent | Not stated |
|---|--------|------------------------|-------------------------------|------------|-----------------|------------------------------|--------------------------------|-------------------------|--------------------------|-----|---------------------------------|------------|
| | | Nil & preprimary | Primary | | Lower Secondary | | Upper Secondary | | | | | |
| | | | Std I - VI but not passed CPE | Passed CPE | Forms I - III | Forms I - III pre-vocational | Forms IV - V but not passed SC | Passed SC or equivalent | Passed HSC or equivalent | | | |
| Republic of Mauritius | | | | | | | | | | | | |
| Both sexes | 17,066 | 289 | 4,244 | 1,709 | 2,549 | 330 | 3,067 | 3,253 | 1,193 | 411 | 21 | |
| No training | 14,954 | 289 | 4,201 | 1,667 | 2,414 | 299 | 2,755 | 2,528 | 782 | - | 19 | |
| With training | 2,112 | - | 43 | 42 | 135 | 31 | 312 | 725 | 411 | 411 | 2 | |
| 010 : Basic programmes | - | - | - | - | - | - | - | - | - | - | - | |
| 080 : Literacy & numeracy | - | - | - | - | - | - | - | - | - | - | - | |
| 090 : Personal development | 5 | - | - | - | - | - | - | 3 | 2 | - | - | |
| 141-149: Teacher training & education science . | 74 | - | 1 | 2 | 3 | 1 | 12 | 38 | 10 | 7 | - | |
| 211-217: Arts | 101 | - | - | 3 | 7 | 1 | 15 | 35 | 22 | 18 | - | |
| 221-227: Humanities | 68 | - | - | - | 2 | - | 4 | 11 | 12 | 39 | - | |
| 311-316: Social & behavioural sciences | 37 | - | - | - | - | - | - | 1 | 5 | 31 | - | |
| 321-323: Journalism & information | 16 | - | - | - | - | - | - | 3 | 3 | 9 | 1 | |
| 341-349: Business & administration | 448 | - | 2 | 1 | 4 | 1 | 38 | 137 | 134 | 131 | - | |
| 381-383: Law | 21 | - | - | - | - | - | - | 3 | 2 | 16 | - | |
| 421-422: Life sciences | 7 | - | - | - | - | - | - | 1 | - | 6 | - | |
| 441-446: Physical sciences | 10 | - | - | - | - | - | - | 2 | 1 | 7 | - | |
| 461-462: Mathematics & statistics | 13 | - | - | - | - | - | - | - | 3 | 10 | - | |
| 481-482: Computing | 437 | - | 1 | 2 | 11 | 1 | 57 | 209 | 120 | 36 | - | |
| 521-529: Engineering & engineering trades . . . | 266 | - | 15 | 6 | 41 | 16 | 60 | 83 | 23 | 22 | - | |
| 541-544: Manufacturing & processing | 96 | - | 3 | 9 | 12 | 1 | 23 | 37 | 5 | 5 | 1 | |
| 581-583: Architecture & building | 50 | - | 1 | 4 | 5 | 3 | 12 | 16 | 2 | 7 | - | |
| 621-625: Agriculture, forestry & fishery | 11 | - | 1 | - | 2 | - | - | 2 | - | 6 | - | |
| 641 : Veterinary | - | - | - | - | - | - | - | - | - | - | - | |
| 721-728: Health | 75 | - | 1 | 1 | 3 | - | 13 | 18 | 13 | 26 | - | |
| 761-763: Social services | 16 | - | - | 1 | 2 | - | 2 | 3 | 5 | 3 | - | |
| 811-816: Personal services | 329 | - | 15 | 13 | 41 | 7 | 71 | 114 | 42 | 26 | - | |
| 840 : Transport services | 14 | - | 1 | - | 1 | - | 2 | 3 | 4 | 3 | - | |
| 851-854: Environmental protection | 5 | - | - | - | - | - | - | 2 | 1 | 2 | - | |
| 861-862: Security services | 10 | - | 2 | - | 1 | - | 3 | 1 | 2 | 1 | - | |
| 999 : Fields of education not known or not specified | 3 | - | - | - | - | - | - | 3 | - | - | - | |

Table CU2b - Currently unemployed population (excluding first job seekers) aged 16 years and over by sex, broad field of study of highest vocational or technical qualification and educational attainment

| Country, Island, Broad field of Vocational or Technical Qualification and Sex | Total | Educational attainment | | | | | | | | | Not stated | |
|---|-------|------------------------|-------------------------------|------------|-----------------|------------------------------|--------------------------------|-------------------------|--------------------------|---------------------------------|------------|--|
| | | Nil & preprimary | Primary | | Lower Secondary | | Upper Secondary | | | University degree or equivalent | | |
| | | | Std I - VI but not passed CPE | Passed CPE | Forms I - III | Forms I - III pre-vocational | Forms IV - V but not passed SC | Passed SC or equivalent | Passed HSC or equivalent | | | |
| Republic of Mauritius | | | | | | | | | | | | |
| Male | 7,865 | 122 | 2,249 | 744 | 1,162 | 217 | 1,374 | 1,304 | 464 | 213 | 16 | |
| No training. | 6,938 | 122 | 2,218 | 724 | 1,095 | 199 | 1,215 | 1,041 | 309 | - | 15 | |
| With training | 927 | - | 31 | 20 | 67 | 18 | 159 | 263 | 155 | 213 | 1 | |
| 010 : Basic programmes | - | - | - | - | - | - | - | - | - | - | - | |
| 080 : Literacy & numeracy | - | - | - | - | - | - | - | - | - | - | - | |
| 090 : Personal development | 3 | - | - | - | - | - | - | 2 | 1 | - | - | |
| 141-149: Teacher training & education science | 10 | - | 1 | 1 | - | - | - | 1 | 3 | 4 | - | |
| 211-217: Arts | 42 | - | - | 1 | 1 | - | 6 | 16 | 10 | 8 | - | |
| 221-227: Humanities | 21 | - | - | - | 1 | - | 1 | 4 | 4 | 11 | - | |
| 311-316: Social & behavioural sciences. | 17 | - | - | - | - | - | - | - | 3 | 14 | - | |
| 321-323: Journalism & information | 8 | - | - | - | - | - | - | - | 2 | 5 | 1 | |
| 341-349: Business & administration. | 168 | - | - | 1 | 1 | - | 17 | 39 | 45 | 65 | - | |
| 381-383: Law. | 10 | - | - | - | - | - | - | 3 | - | 7 | - | |
| 421-422: Life sciences. | 4 | - | - | - | - | - | - | - | - | 4 | - | |
| 441-446: Physical sciences. | 6 | - | - | - | - | - | - | - | 1 | 5 | - | |
| 461-462: Mathematics & statistics | 7 | - | - | - | - | - | - | - | 1 | 6 | - | |
| 481-482: Computing. | 117 | - | 1 | 1 | 4 | - | 16 | 41 | 33 | 21 | - | |
| 521-529: Engineering & engineering trades | 241 | - | 14 | 6 | 37 | 14 | 57 | 77 | 20 | 16 | - | |
| 541-544: Manufacturing & processing | 56 | - | 3 | 3 | 8 | 1 | 15 | 21 | 5 | - | - | |
| 581-583: Architecture & building. | 45 | - | 1 | 4 | 4 | 3 | 11 | 14 | 2 | 6 | - | |
| 621-625: Agriculture, forestry & fishery | 6 | - | 1 | - | 1 | - | - | 2 | - | 2 | - | |
| 641 : Veterinary | - | - | - | - | - | - | - | - | - | - | - | |
| 721-728: Health | 30 | - | - | - | - | - | - | 3 | 8 | 19 | - | |
| 761-763: Social services. | 6 | - | - | - | - | - | 1 | 1 | 2 | 2 | - | |
| 811-816: Personal services. | 106 | - | 7 | 3 | 8 | - | 31 | 33 | 12 | 12 | - | |
| 840 : Transport services | 8 | - | 1 | - | 1 | - | 2 | 1 | - | 3 | - | |
| 851-854: Environmental protection | 5 | - | - | - | - | - | - | 2 | 1 | 2 | - | |
| 861-862: Security services. | 9 | - | 2 | - | 1 | - | 2 | 1 | 2 | 1 | - | |
| 999 : Fields of education not known or not specified. | 2 | - | - | - | - | - | - | 2 | - | - | - | |

Table CU2b - Currently unemployed population (excluding first job seekers) aged 16 years and over by sex, broad field of study of highest vocational or technical qualification and educational attainment

| Country, Island, Broad field of Vocational or Technical Qualification and Sex | Total | Educational attainment | | | | | | | | | Not stated | |
|---|-------|------------------------|-------------------------------|------------|-----------------|------------------------------|--------------------------------|-------------------------|--------------------------|---------------------------------|------------|--|
| | | Nil & preprimary | Primary | | Lower Secondary | | Upper Secondary | | | University degree or equivalent | | |
| | | | Std I - VI but not passed CPE | Passed CPE | Forms I - III | Forms I - III pre-vocational | Forms IV - V but not passed SC | Passed SC or equivalent | Passed HSC or equivalent | | | |
| Republic of Mauritius | | | | | | | | | | | | |
| Female | 9,201 | 167 | 1,995 | 965 | 1,387 | 113 | 1,693 | 1,949 | 729 | 198 | 5 | |
| No training. | 8,016 | 167 | 1,983 | 943 | 1,319 | 100 | 1,540 | 1,487 | 473 | - | 4 | |
| With training | 1,185 | - | 12 | 22 | 68 | 13 | 153 | 462 | 256 | 198 | 1 | |
| 010 : Basic programmes | - | - | - | - | - | - | - | - | - | - | - | |
| 080 : Literacy & numeracy | - | - | - | - | - | - | - | - | - | - | - | |
| 090 : Personal development | 2 | - | - | - | - | - | - | 1 | 1 | - | - | |
| 141-149: Teacher training & education science | 64 | - | - | 1 | 3 | 1 | 12 | 37 | 7 | 3 | - | |
| 211-217: Arts | 59 | - | - | 2 | 6 | 1 | 9 | 19 | 12 | 10 | - | |
| 221-227: Humanities | 47 | - | - | - | 1 | - | 3 | 7 | 8 | 28 | - | |
| 311-316: Social & behavioural sciences. | 20 | - | - | - | - | - | - | 1 | 2 | 17 | - | |
| 321-323: Journalism & information | 8 | - | - | - | - | - | - | 3 | 1 | 4 | - | |
| 341-349: Business & administration. | 280 | - | 2 | - | 3 | 1 | 21 | 98 | 89 | 66 | - | |
| 381-383: Law. | 11 | - | - | - | - | - | - | - | 2 | 9 | - | |
| 421-422: Life sciences. | 3 | - | - | - | - | - | - | 1 | - | 2 | - | |
| 441-446: Physical sciences. | 4 | - | - | - | - | - | - | 2 | - | 2 | - | |
| 461-462: Mathematics & statistics | 6 | - | - | - | - | - | - | - | 2 | 4 | - | |
| 481-482: Computing. | 320 | - | - | 1 | 7 | 1 | 41 | 168 | 87 | 15 | - | |
| 521-529: Engineering & engineering trades | 25 | - | 1 | - | 4 | 2 | 3 | 6 | 3 | 6 | - | |
| 541-544: Manufacturing & processing | 40 | - | - | 6 | 4 | - | 8 | 16 | - | 5 | 1 | |
| 581-583: Architecture & building. | 5 | - | - | - | 1 | - | 1 | 2 | - | 1 | - | |
| 621-625: Agriculture, forestry & fishery | 5 | - | - | - | 1 | - | - | - | - | 4 | - | |
| 641 : Veterinary | - | - | - | - | - | - | - | - | - | - | - | |
| 721-728: Health | 45 | - | 1 | 1 | 3 | - | 13 | 15 | 5 | 7 | - | |
| 761-763: Social services. | 10 | - | - | 1 | 2 | - | 1 | 2 | 3 | 1 | - | |
| 811-816: Personal services. | 223 | - | 8 | 10 | 33 | 7 | 40 | 81 | 30 | 14 | - | |
| 840 : Transport services | 6 | - | - | - | - | - | - | 2 | 4 | - | - | |
| 851-854: Environmental protection | - | - | - | - | - | - | - | - | - | - | - | |
| 861-862: Security services. | 1 | - | - | - | - | - | 1 | - | - | - | - | |
| 999 : Fields of education not known or not specified. | 1 | - | - | - | - | - | - | 1 | - | - | - | |

Table CU2b - Currently unemployed population (excluding first job seekers) aged 16 years and over by sex, broad field of study of highest vocational or technical qualification and educational attainment

| Country, Island, Broad field of Vocational or Technical Qualification and Sex | Total | Educational attainment | | | | | | | | | University degree or equivalent | Not stated |
|---|--------|------------------------|-------------------------------|------------|-----------------|------------------------------|--------------------------------|-------------------------|--------------------------|-----|---------------------------------|------------|
| | | Nil & preprimary | Primary | | Lower Secondary | | Upper Secondary | | | | | |
| | | | Std I - VI but not passed CPE | Passed CPE | Forms I - III | Forms I - III pre-vocational | Forms IV - V but not passed SC | Passed SC or equivalent | Passed HSC or equivalent | | | |
| Island of Mauritius | | | | | | | | | | | | |
| Both sexes | 16,379 | 257 | 3,952 | 1,660 | 2,448 | 307 | 3,010 | 3,152 | 1,167 | 405 | 21 | |
| No training. | 14,320 | 257 | 3,913 | 1,619 | 2,323 | 279 | 2,704 | 2,443 | 763 | - | 19 | |
| With training | 2,059 | - | 39 | 41 | 125 | 28 | 306 | 709 | 404 | 405 | 2 | |
| 010 : Basic programmes | - | - | - | - | - | - | - | - | - | - | - | |
| 080 : Literacy & numeracy. | - | - | - | - | - | - | - | - | - | - | - | |
| 090 : Personal development | 5 | - | - | - | - | - | - | 3 | 2 | - | - | |
| 141-149: Teacher training & education science . | 74 | - | 1 | 2 | 3 | 1 | 12 | 38 | 10 | 7 | - | |
| 211-217: Arts | 99 | - | - | 3 | 6 | 1 | 15 | 35 | 21 | 18 | - | |
| 221-227: Humanities | 67 | - | - | - | 2 | - | 4 | 11 | 12 | 38 | - | |
| 311-316: Social & behavioural sciences. | 36 | - | - | - | - | - | - | 1 | 5 | 30 | - | |
| 321-323: Journalism & information | 16 | - | - | - | - | - | - | 3 | 3 | 9 | 1 | |
| 341-349: Business & administration. | 442 | - | 2 | 1 | 4 | 1 | 38 | 134 | 133 | 129 | - | |
| 381-383: Law. | 21 | - | - | - | - | - | - | 3 | 2 | 16 | - | |
| 421-422: Life sciences. | 7 | - | - | - | - | - | - | 1 | - | 6 | - | |
| 441-446: Physical sciences. | 10 | - | - | - | - | - | - | 2 | 1 | 7 | - | |
| 461-462: Mathematics & statistics | 13 | - | - | - | - | - | - | - | 3 | 10 | - | |
| 481-482: Computing. | 422 | - | 1 | 2 | 9 | 1 | 56 | 202 | 116 | 35 | - | |
| 521-529: Engineering & engineering trades . . . | 258 | - | 14 | 6 | 39 | 14 | 59 | 82 | 22 | 22 | - | |
| 541-544: Manufacturing & processing | 90 | - | 3 | 9 | 10 | - | 21 | 36 | 5 | 5 | 1 | |
| 581-583: Architecture & building. | 44 | - | 1 | 4 | 2 | 3 | 11 | 15 | 2 | 6 | - | |
| 621-625: Agriculture, forestry & fishery | 10 | - | - | - | 2 | - | - | 2 | - | 6 | - | |
| 641 : Veterinary | - | - | - | - | - | - | - | - | - | - | - | |
| 721-728: Health | 75 | - | 1 | 1 | 3 | - | 13 | 18 | 13 | 26 | - | |
| 761-763: Social services. | 16 | - | - | 1 | 2 | - | 2 | 3 | 5 | 3 | - | |
| 811-816: Personal services. | 322 | - | 13 | 12 | 41 | 7 | 70 | 111 | 42 | 26 | - | |
| 840 : Transport services | 14 | - | 1 | - | 1 | - | 2 | 3 | 4 | 3 | - | |
| 851-854: Environmental protection | 5 | - | - | - | - | - | - | 2 | 1 | 2 | - | |
| 861-862: Security services. | 10 | - | 2 | - | 1 | - | 3 | 1 | 2 | 1 | - | |
| 999 : Fields of education not known or not specified. | 3 | - | - | - | - | - | - | 3 | - | - | - | |

Table CU2b - Currently unemployed population (excluding first job seekers) aged 16 years and over by sex, broad field of study of highest vocational or technical qualification and educational attainment

| Country, Island, Broad field of Vocational or Technical Qualification and Sex | Total | Educational attainment | | | | | | | | | Not stated | |
|---|-------|------------------------|-------------------------------|------------|-----------------|------------------------------|--------------------------------|-------------------------|--------------------------|---------------------------------|------------|--|
| | | Nil & preprimary | Primary | | Lower Secondary | | Upper Secondary | | | University degree or equivalent | | |
| | | | Std I - VI but not passed CPE | Passed CPE | Forms I - III | Forms I - III pre-vocational | Forms IV - V but not passed SC | Passed SC or equivalent | Passed HSC or equivalent | | | |
| Island of Mauritius | | | | | | | | | | | | |
| Male | 7,500 | 108 | 2,072 | 718 | 1,107 | 203 | 1,349 | 1,261 | 456 | 210 | 16 | |
| No training. | 6,595 | 108 | 2,043 | 698 | 1,046 | 188 | 1,191 | 1,003 | 303 | - | 15 | |
| With training | 905 | - | 29 | 20 | 61 | 15 | 158 | 258 | 153 | 210 | 1 | |
| 010 : Basic programmes | - | - | - | - | - | - | - | - | - | - | - | |
| 080 : Literacy & numeracy | - | - | - | - | - | - | - | - | - | - | - | |
| 090 : Personal development | 3 | - | - | - | - | - | - | 2 | 1 | - | - | |
| 141-149: Teacher training & education science | 10 | - | 1 | 1 | - | - | - | 1 | 3 | 4 | - | |
| 211-217: Arts | 42 | - | - | 1 | 1 | - | 6 | 16 | 10 | 8 | - | |
| 221-227: Humanities | 21 | - | - | - | 1 | - | 1 | 4 | 4 | 11 | - | |
| 311-316: Social & behavioural sciences. | 16 | - | - | - | - | - | - | - | 3 | 13 | - | |
| 321-323: Journalism & information | 8 | - | - | - | - | - | - | - | 2 | 5 | 1 | |
| 341-349: Business & administration. | 166 | - | - | 1 | 1 | - | 17 | 38 | 45 | 64 | - | |
| 381-383: Law. | 10 | - | - | - | - | - | - | 3 | - | 7 | - | |
| 421-422: Life sciences. | 4 | - | - | - | - | - | - | - | - | 4 | - | |
| 441-446: Physical sciences. | 6 | - | - | - | - | - | - | - | 1 | 5 | - | |
| 461-462: Mathematics & statistics | 7 | - | - | - | - | - | - | - | 1 | 6 | - | |
| 481-482: Computing. | 114 | - | 1 | 1 | 3 | - | 16 | 40 | 32 | 21 | - | |
| 521-529: Engineering & engineering trades | 234 | - | 13 | 6 | 35 | 12 | 57 | 76 | 19 | 16 | - | |
| 541-544: Manufacturing & processing | 54 | - | 3 | 3 | 7 | - | 15 | 21 | 5 | - | - | |
| 581-583: Architecture & building. | 40 | - | 1 | 4 | 2 | 3 | 10 | 13 | 2 | 5 | - | |
| 621-625: Agriculture, forestry & fishery | 5 | - | - | - | 1 | - | - | 2 | - | 2 | - | |
| 641 : Veterinary | - | - | - | - | - | - | - | - | - | - | - | |
| 721-728: Health | 30 | - | - | - | - | - | - | 3 | 8 | 19 | - | |
| 761-763: Social services. | 6 | - | - | - | - | - | 1 | 1 | 2 | 2 | - | |
| 811-816: Personal services. | 105 | - | 7 | 3 | 8 | - | 31 | 32 | 12 | 12 | - | |
| 840 : Transport services | 8 | - | 1 | - | 1 | - | 2 | 1 | - | 3 | - | |
| 851-854: Environmental protection | 5 | - | - | - | - | - | - | 2 | 1 | 2 | - | |
| 861-862: Security services. | 9 | - | 2 | - | 1 | - | 2 | 1 | 2 | 1 | - | |
| 999 : Fields of education not known or not specified. | 2 | - | - | - | - | - | - | 2 | - | - | - | |

Table CU2b - Currently unemployed population (excluding first job seekers) aged 16 years and over by sex, broad field of study of highest vocational or technical qualification and educational attainment

| Country, Island, Broad field of Vocational or Technical Qualification and Sex | Total | Educational attainment | | | | | | | | | Not stated | |
|---|-------|------------------------|-------------------------------|------------|-----------------|------------------------------|--------------------------------|-------------------------|--------------------------|---------------------------------|------------|--|
| | | Nil & preprimary | Primary | | Lower Secondary | | Upper Secondary | | | University degree or equivalent | | |
| | | | Std I - VI but not passed CPE | Passed CPE | Forms I - III | Forms I - III pre-vocational | Forms IV - V but not passed SC | Passed SC or equivalent | Passed HSC or equivalent | | | |
| Island of Mauritius | | | | | | | | | | | | |
| Female | 8,879 | 149 | 1,880 | 942 | 1,341 | 104 | 1,661 | 1,891 | 711 | 195 | 5 | |
| No training. | 7,725 | 149 | 1,870 | 921 | 1,277 | 91 | 1,513 | 1,440 | 460 | - | 4 | |
| With training | 1,154 | - | 10 | 21 | 64 | 13 | 148 | 451 | 251 | 195 | 1 | |
| 010 : Basic programmes | - | - | - | - | - | - | - | - | - | - | - | |
| 080 : Literacy & numeracy | - | - | - | - | - | - | - | - | - | - | - | |
| 090 : Personal development | 2 | - | - | - | - | - | - | 1 | 1 | - | - | |
| 141-149: Teacher training & education science | 64 | - | - | 1 | 3 | 1 | 12 | 37 | 7 | 3 | - | |
| 211-217: Arts | 57 | - | - | 2 | 5 | 1 | 9 | 19 | 11 | 10 | - | |
| 221-227: Humanities | 46 | - | - | - | 1 | - | 3 | 7 | 8 | 27 | - | |
| 311-316: Social & behavioural sciences. | 20 | - | - | - | - | - | - | 1 | 2 | 17 | - | |
| 321-323: Journalism & information | 8 | - | - | - | - | - | - | 3 | 1 | 4 | - | |
| 341-349: Business & administration. | 276 | - | 2 | - | 3 | 1 | 21 | 96 | 88 | 65 | - | |
| 381-383: Law. | 11 | - | - | - | - | - | - | - | 2 | 9 | - | |
| 421-422: Life sciences. | 3 | - | - | - | - | - | - | 1 | - | 2 | - | |
| 441-446: Physical sciences. | 4 | - | - | - | - | - | - | 2 | - | 2 | - | |
| 461-462: Mathematics & statistics | 6 | - | - | - | - | - | - | - | 2 | 4 | - | |
| 481-482: Computing. | 308 | - | - | 1 | 6 | 1 | 40 | 162 | 84 | 14 | - | |
| 521-529: Engineering & engineering trades | 24 | - | 1 | - | 4 | 2 | 2 | 6 | 3 | 6 | - | |
| 541-544: Manufacturing & processing | 36 | - | - | 6 | 3 | - | 6 | 15 | - | 5 | 1 | |
| 581-583: Architecture & building. | 4 | - | - | - | - | - | 1 | 2 | - | 1 | - | |
| 621-625: Agriculture, forestry & fishery | 5 | - | - | - | 1 | - | - | - | - | 4 | - | |
| 641 : Veterinary | - | - | - | - | - | - | - | - | - | - | - | |
| 721-728: Health | 45 | - | 1 | 1 | 3 | - | 13 | 15 | 5 | 7 | - | |
| 761-763: Social services. | 10 | - | - | 1 | 2 | - | 1 | 2 | 3 | 1 | - | |
| 811-816: Personal services. | 217 | - | 6 | 9 | 33 | 7 | 39 | 79 | 30 | 14 | - | |
| 840 : Transport services | 6 | - | - | - | - | - | - | 2 | 4 | - | - | |
| 851-854: Environmental protection | - | - | - | - | - | - | - | - | - | - | - | |
| 861-862: Security services. | 1 | - | - | - | - | - | 1 | - | - | - | - | |
| 999 : Fields of education not known or not specified. | 1 | - | - | - | - | - | - | 1 | - | - | - | |

Table CU2b - Currently unemployed population (excluding first job seekers) aged 16 years and over by sex, broad field of study of highest vocational or technical qualification and educational attainment

| Country, Island, Broad field of Vocational or Technical Qualification and Sex | Total | Educational attainment | | | | | | | | | University degree or equivalent | Not stated |
|---|-------|------------------------|-------------------------------|------------|-----------------|------------------------------|--------------------------------|-------------------------|--------------------------|---|---------------------------------|------------|
| | | Nil & preprimary | Primary | | Lower Secondary | | Upper Secondary | | | | | |
| | | | Std I - VI but not passed CPE | Passed CPE | Forms I - III | Forms I - III pre-vocational | Forms IV - V but not passed SC | Passed SC or equivalent | Passed HSC or equivalent | | | |
| Island of Rodrigues | | | | | | | | | | | | |
| Both sexes | 687 | 32 | 292 | 49 | 101 | 23 | 57 | 101 | 26 | 6 | - | |
| No training. | 634 | 32 | 288 | 48 | 91 | 20 | 51 | 85 | 19 | - | - | |
| With training | 53 | - | 4 | 1 | 10 | 3 | 6 | 16 | 7 | 6 | - | |
| 010 : Basic programmes | - | - | - | - | - | - | - | - | - | - | - | |
| 080 : Literacy & numeracy. | - | - | - | - | - | - | - | - | - | - | - | |
| 090 : Personal development | - | - | - | - | - | - | - | - | - | - | - | |
| 141-149: Teacher training & education science . | - | - | - | - | - | - | - | - | - | - | - | |
| 211-217: Arts | 2 | - | - | - | 1 | - | - | - | 1 | - | - | |
| 221-227: Humanities | 1 | - | - | - | - | - | - | - | - | 1 | - | |
| 311-316: Social & behavioural sciences. | 1 | - | - | - | - | - | - | - | - | 1 | - | |
| 321-323: Journalism & information | - | - | - | - | - | - | - | - | - | - | - | |
| 341-349: Business & administration. | 6 | - | - | - | - | - | - | 3 | 1 | 2 | - | |
| 381-383: Law. | - | - | - | - | - | - | - | - | - | - | - | |
| 421-422: Life sciences. | - | - | - | - | - | - | - | - | - | - | - | |
| 441-446: Physical sciences. | - | - | - | - | - | - | - | - | - | - | - | |
| 461-462: Mathematics & statistics | - | - | - | - | - | - | - | - | - | - | - | |
| 481-482: Computing. | 15 | - | - | - | 2 | - | 1 | 7 | 4 | 1 | - | |
| 521-529: Engineering & engineering trades | 8 | - | 1 | - | 2 | 2 | 1 | 1 | 1 | - | - | |
| 541-544: Manufacturing & processing | 6 | - | - | - | 2 | 1 | 2 | 1 | - | - | - | |
| 581-583: Architecture & building. | 6 | - | - | - | 3 | - | 1 | 1 | - | 1 | - | |
| 621-625: Agriculture, forestry & fishery | 1 | - | 1 | - | - | - | - | - | - | - | - | |
| 641 : Veterinary | - | - | - | - | - | - | - | - | - | - | - | |
| 721-728: Health | - | - | - | - | - | - | - | - | - | - | - | |
| 761-763: Social services. | - | - | - | - | - | - | - | - | - | - | - | |
| 811-816: Personal services. | 7 | - | 2 | 1 | - | - | 1 | 3 | - | - | - | |
| 840 : Transport services | - | - | - | - | - | - | - | - | - | - | - | |
| 851-854: Environmental protection | - | - | - | - | - | - | - | - | - | - | - | |
| 861-862: Security services. | - | - | - | - | - | - | - | - | - | - | - | |
| 999 : Fields of education not known or not specified. | - | - | - | - | - | - | - | - | - | - | - | |

Table CU2b - Currently unemployed population (excluding first job seekers) aged 16 years and over by sex, broad field of study of highest vocational or technical qualification and educational attainment

| Country, Island, Broad field of Vocational or Technical Qualification and Sex | Total | Educational attainment | | | | | | | | | University degree or equivalent | Not stated |
|---|-------|------------------------|-------------------------------|------------|-----------------|------------------------------|--------------------------------|-------------------------|--------------------------|---|---------------------------------|------------|
| | | Nil & preprimary | Primary | | Lower Secondary | | Upper Secondary | | | | | |
| | | | Std I - VI but not passed CPE | Passed CPE | Forms I - III | Forms I - III pre-vocational | Forms IV - V but not passed SC | Passed SC or equivalent | Passed HSC or equivalent | | | |
| Island of Rodrigues | | | | | | | | | | | | |
| Male | 365 | 14 | 177 | 26 | 55 | 14 | 25 | 43 | 8 | 3 | - | |
| No training. | 343 | 14 | 175 | 26 | 49 | 11 | 24 | 38 | 6 | - | - | |
| With training | 22 | - | 2 | - | 6 | 3 | 1 | 5 | 2 | 3 | - | |
| 010 : Basic programmes | - | - | - | - | - | - | - | - | - | - | - | |
| 080 : Literacy & numeracy. | - | - | - | - | - | - | - | - | - | - | - | |
| 090 : Personal development | - | - | - | - | - | - | - | - | - | - | - | |
| 141-149: Teacher training & education science | - | - | - | - | - | - | - | - | - | - | - | |
| 211-217: Arts | - | - | - | - | - | - | - | - | - | - | - | |
| 221-227: Humanities | - | - | - | - | - | - | - | - | - | - | - | |
| 311-316: Social & behavioural sciences. | 1 | - | - | - | - | - | - | - | - | 1 | - | |
| 321-323: Journalism & information | - | - | - | - | - | - | - | - | - | - | - | |
| 341-349: Business & administration. | 2 | - | - | - | - | - | - | 1 | - | 1 | - | |
| 381-383: Law. | - | - | - | - | - | - | - | - | - | - | - | |
| 421-422: Life sciences. | - | - | - | - | - | - | - | - | - | - | - | |
| 441-446: Physical sciences. | - | - | - | - | - | - | - | - | - | - | - | |
| 461-462: Mathematics & statistics | - | - | - | - | - | - | - | - | - | - | - | |
| 481-482: Computing. | 3 | - | - | - | 1 | - | - | 1 | 1 | - | - | |
| 521-529: Engineering & engineering trades | 7 | - | 1 | - | 2 | 2 | - | 1 | 1 | - | - | |
| 541-544: Manufacturing & processing | 2 | - | - | - | 1 | 1 | - | - | - | - | - | |
| 581-583: Architecture & building. | 5 | - | - | - | 2 | - | 1 | 1 | - | 1 | - | |
| 621-625: Agriculture, forestry & fishery | 1 | - | 1 | - | - | - | - | - | - | - | - | |
| 641 : Veterinary | - | - | - | - | - | - | - | - | - | - | - | |
| 721-728: Health | - | - | - | - | - | - | - | - | - | - | - | |
| 761-763: Social services. | - | - | - | - | - | - | - | - | - | - | - | |
| 811-816: Personal services. | 1 | - | - | - | - | - | - | 1 | - | - | - | |
| 840 : Transport services | - | - | - | - | - | - | - | - | - | - | - | |
| 851-854: Environmental protection | - | - | - | - | - | - | - | - | - | - | - | |
| 861-862: Security services. | - | - | - | - | - | - | - | - | - | - | - | |
| 999 : Fields of education not known or not specified. | - | - | - | - | - | - | - | - | - | - | - | |

Table CU2b - Currently unemployed population (excluding first job seekers) aged 16 years and over by sex, broad field of study of highest vocational or technical qualification and educational attainment

| Country, Island, Broad field of Vocational or Technical Qualification and Sex | Total | Educational attainment | | | | | | | | | University degree or equivalent | Not stated |
|---|-------|------------------------|-------------------------------|------------|-----------------|------------------------------|--------------------------------|-------------------------|--------------------------|---|---------------------------------|------------|
| | | Nil & preprimary | Primary | | Lower Secondary | | Upper Secondary | | | | | |
| | | | Std I - VI but not passed CPE | Passed CPE | Forms I - III | Forms I - III pre-vocational | Forms IV - V but not passed SC | Passed SC or equivalent | Passed HSC or equivalent | | | |
| Island of Rodrigues | | | | | | | | | | | | |
| Female | 322 | 18 | 115 | 23 | 46 | 9 | 32 | 58 | 18 | 3 | - | |
| No training. | 291 | 18 | 113 | 22 | 42 | 9 | 27 | 47 | 13 | - | - | |
| With training | 31 | - | 2 | 1 | 4 | - | 5 | 11 | 5 | 3 | - | |
| 010 : Basic programmes | - | - | - | - | - | - | - | - | - | - | - | |
| 080 : Literacy & numeracy | - | - | - | - | - | - | - | - | - | - | - | |
| 090 : Personal development | - | - | - | - | - | - | - | - | - | - | - | |
| 141-149: Teacher training & education science | - | - | - | - | - | - | - | - | - | - | - | |
| 211-217: Arts | 2 | - | - | - | 1 | - | - | - | 1 | - | - | |
| 221-227: Humanities | 1 | - | - | - | - | - | - | - | - | 1 | - | |
| 311-316: Social & behavioural sciences. | - | - | - | - | - | - | - | - | - | - | - | |
| 321-323: Journalism & information | - | - | - | - | - | - | - | - | - | - | - | |
| 341-349: Business & administration. | 4 | - | - | - | - | - | - | 2 | 1 | 1 | - | |
| 381-383: Law. | - | - | - | - | - | - | - | - | - | - | - | |
| 421-422: Life sciences. | - | - | - | - | - | - | - | - | - | - | - | |
| 441-446: Physical sciences. | - | - | - | - | - | - | - | - | - | - | - | |
| 461-462: Mathematics & statistics | - | - | - | - | - | - | - | - | - | - | - | |
| 481-482: Computing. | 12 | - | - | - | 1 | - | 1 | 6 | 3 | 1 | - | |
| 521-529: Engineering & engineering trades | 1 | - | - | - | - | - | 1 | - | - | - | - | |
| 541-544: Manufacturing & processing | 4 | - | - | - | 1 | - | 2 | 1 | - | - | - | |
| 581-583: Architecture & building. | 1 | - | - | - | 1 | - | - | - | - | - | - | |
| 621-625: Agriculture, forestry & fishery | - | - | - | - | - | - | - | - | - | - | - | |
| 641 : Veterinary | - | - | - | - | - | - | - | - | - | - | - | |
| 721-728: Health | - | - | - | - | - | - | - | - | - | - | - | |
| 761-763: Social services. | - | - | - | - | - | - | - | - | - | - | - | |
| 811-816: Personal services. | 6 | - | 2 | 1 | - | - | 1 | 2 | - | - | - | |
| 840 : Transport services | - | - | - | - | - | - | - | - | - | - | - | |
| 851-854: Environmental protection | - | - | - | - | - | - | - | - | - | - | - | |
| 861-862: Security services. | - | - | - | - | - | - | - | - | - | - | - | |
| 999 : Fields of education not known or not specified. | - | - | - | - | - | - | - | - | - | - | - | |

Table CU2c - Currently unemployed first job seekers aged 16 years and over by sex, broad field of study of highest vocational or technical qualification and educational attainment

| Country, Island, Broad field of Vocational or Technical Qualification and Sex | Total | Educational attainment | | | | | | | | | University degree or equivalent | Not stated |
|---|--------|------------------------|-------------------------------|------------|-----------------|------------------------------|--------------------------------|-------------------------|--------------------------|-------|---------------------------------|------------|
| | | Nil and pre-primary | Primary | | Lower Secondary | | Upper Secondary | | | | | |
| | | | Std I - VI but not passed CPE | Passed CPE | Forms I - III | Forms I - III pre-vocational | Forms IV - V but not passed SC | Passed SC or equivalent | Passed HSC or equivalent | | | |
| Republic of Mauritius | | | | | | | | | | | | |
| Both sexes | 25,096 | 115 | 3,087 | 1,237 | 3,299 | 1,280 | 4,698 | 5,522 | 4,293 | 1,507 | 58 | |
| No training | 21,601 | 115 | 3,048 | 1,203 | 3,154 | 1,199 | 4,381 | 4,855 | 3,592 | - | 54 | |
| With training | 3,495 | - | 39 | 34 | 145 | 81 | 317 | 667 | 701 | 1,507 | 4 | |
| 010 : Basic programmes | - | - | - | - | - | - | - | - | - | - | - | |
| 080 : Literacy & numeracy | - | - | - | - | - | - | - | - | - | - | - | |
| 090 : Personal development | 2 | - | - | - | - | 1 | - | 1 | - | - | - | |
| 141-149: Teacher training & education science . | 67 | - | 1 | 1 | 2 | 1 | 4 | 21 | 21 | 16 | - | |
| 211-217: Arts | 177 | - | 2 | 5 | 9 | 1 | 12 | 33 | 48 | 66 | 1 | |
| 221-227: Humanities | 204 | - | - | 3 | 1 | - | 4 | 5 | 22 | 169 | - | |
| 311-316: Social & behavioural sciences | 124 | - | - | - | - | - | - | - | - | 124 | - | |
| 321-323: Journalism & information | 19 | - | - | - | - | - | - | - | 6 | 13 | - | |
| 341-349: Business & administration | 711 | - | - | 3 | 9 | - | 14 | 77 | 207 | 401 | - | |
| 381-383: Law | 71 | - | - | - | - | - | - | - | 8 | 63 | - | |
| 421-422: Life sciences | 32 | - | - | - | - | - | - | 1 | - | 31 | - | |
| 441-446: Physical sciences | 36 | - | - | - | - | - | - | - | 1 | 35 | - | |
| 461-462: Mathematics & statistics | 52 | - | - | - | - | - | - | - | 2 | 50 | - | |
| 481-482: Computing | 659 | - | - | 3 | 11 | 3 | 69 | 230 | 220 | 122 | 1 | |
| 521-529: Engineering & engineering trades . . . | 438 | - | 16 | 5 | 37 | 35 | 81 | 98 | 42 | 123 | 1 | |
| 541-544: Manufacturing & processing | 105 | - | 1 | 4 | 19 | 11 | 20 | 26 | 2 | 21 | 1 | |
| 581-583: Architecture & building | 90 | - | 9 | 1 | 7 | 9 | 9 | 16 | 10 | 29 | - | |
| 621-625: Agriculture, forestry & fishery | 38 | - | 2 | - | 1 | - | 1 | 1 | 2 | 31 | - | |
| 641 : Veterinary | - | - | - | - | - | - | - | - | - | - | - | |
| 721-728: Health | 206 | - | 1 | - | 4 | - | 14 | 38 | 17 | 132 | - | |
| 761-763: Social services | 14 | - | - | - | - | 1 | 3 | 4 | 3 | 3 | - | |
| 811-816: Personal services | 384 | - | 6 | 9 | 38 | 10 | 84 | 100 | 68 | 69 | - | |
| 840 : Transport services | 14 | - | - | - | - | - | - | 2 | 8 | 4 | - | |
| 851-854: Environmental protection | 14 | - | - | - | - | - | - | 3 | 7 | 4 | - | |
| 861-862: Security services | 3 | - | - | - | - | - | - | 3 | - | - | - | |
| 999 : Fields of education not known or not specified | 35 | - | 1 | - | 7 | 9 | 2 | 8 | 7 | 1 | - | |

Table CU2c - Currently unemployed first job seekers aged 16 years and over by sex, broad field of study of highest vocational or technical qualification and educational attainment

| Country, Island, Broad field of Vocational or Technical Qualification and Sex | Total | Educational attainment | | | | | | | | | Not stated | |
|---|--------|------------------------|-------------------------------|------------|-----------------|------------------------------|--------------------------------|-------------------------|--------------------------|---------------------------------|------------|--|
| | | Nil and pre-primary | Primary | | Lower Secondary | | Upper Secondary | | | University degree or equivalent | | |
| | | | Std I - VI but not passed CPE | Passed CPE | Forms I - III | Forms I - III pre-vocational | Forms IV - V but not passed SC | Passed SC or equivalent | Passed HSC or equivalent | | | |
| Republic of Mauritius | | | | | | | | | | | | |
| Male | 11,278 | 33 | 1,401 | 388 | 1,588 | 921 | 2,186 | 2,393 | 1,733 | 600 | 35 | |
| No training. | 9,803 | 33 | 1,373 | 371 | 1,512 | 863 | 2,024 | 2,139 | 1,455 | - | 33 | |
| With training | 1,475 | - | 28 | 17 | 76 | 58 | 162 | 254 | 278 | 600 | 2 | |
| 010 : Basic programmes | - | - | - | - | - | - | - | - | - | - | - | |
| 080 : Literacy & numeracy | - | - | - | - | - | - | - | - | - | - | - | |
| 090 : Personal development | - | - | - | - | - | - | - | - | - | - | - | |
| 141-149: Teacher training & education science | 11 | - | - | 1 | 2 | - | - | - | 4 | 4 | - | |
| 211-217: Arts | 59 | - | - | 1 | 1 | 1 | 3 | 12 | 20 | 20 | 1 | |
| 221-227: Humanities | 24 | - | - | 1 | 1 | - | 1 | 2 | 4 | 15 | - | |
| 311-316: Social & behavioural sciences. | 41 | - | - | - | - | - | - | - | - | 41 | - | |
| 321-323: Journalism & information | 2 | - | - | - | - | - | - | - | 1 | 1 | - | |
| 341-349: Business & administration. | 255 | - | - | 1 | 3 | - | 1 | 13 | 78 | 159 | - | |
| 381-383: Law. | 23 | - | - | - | - | - | - | - | - | 23 | - | |
| 421-422: Life sciences. | 10 | - | - | - | - | - | - | 1 | - | 9 | - | |
| 441-446: Physical sciences. | 17 | - | - | - | - | - | - | - | 1 | 16 | - | |
| 461-462: Mathematics & statistics | 21 | - | - | - | - | - | - | - | 2 | 19 | - | |
| 481-482: Computing. | 245 | - | - | 3 | 6 | 1 | 33 | 57 | 71 | 74 | - | |
| 521-529: Engineering & engineering trades | 379 | - | 16 | 5 | 34 | 32 | 77 | 95 | 36 | 83 | 1 | |
| 541-544: Manufacturing & processing | 43 | - | - | 2 | 10 | 6 | 6 | 16 | - | 3 | - | |
| 581-583: Architecture & building. | 73 | - | 8 | 1 | 6 | 8 | 8 | 12 | 10 | 20 | - | |
| 621-625: Agriculture, forestry & fishery | 12 | - | 1 | - | - | - | - | - | 1 | 10 | - | |
| 641 : Veterinary | - | - | - | - | - | - | - | - | - | - | - | |
| 721-728: Health | 83 | - | - | - | 1 | - | 3 | 3 | 11 | 65 | - | |
| 761-763: Social services. | 2 | - | - | - | - | - | 1 | - | 1 | - | - | |
| 811-816: Personal services. | 136 | - | 2 | 2 | 9 | 2 | 27 | 33 | 28 | 33 | - | |
| 840 : Transport services | 8 | - | - | - | - | - | - | 1 | 4 | 3 | - | |
| 851-854: Environmental protection | 9 | - | - | - | - | - | - | 3 | 4 | 2 | - | |
| 861-862: Security services. | 2 | - | - | - | - | - | - | 2 | - | - | - | |
| 999 : Fields of education not known or not specified. | 20 | - | 1 | - | 3 | 8 | 2 | 4 | 2 | - | - | |

Table CU2c - Currently unemployed first job seekers aged 16 years and over by sex, broad field of study of highest vocational or technical qualification and educational attainment

| Country, Island, Broad field of Vocational or Technical Qualification and Sex | Total | Educational attainment | | | | | | | | | Not stated | |
|---|--------|------------------------|-------------------------------|------------|-----------------|------------------------------|--------------------------------|-------------------------|--------------------------|---------------------------------|------------|--|
| | | Nil and pre-primary | Primary | | Lower Secondary | | Upper Secondary | | | University degree or equivalent | | |
| | | | Std I - VI but not passed CPE | Passed CPE | Forms I - III | Forms I - III pre-vocational | Forms IV - V but not passed SC | Passed SC or equivalent | Passed HSC or equivalent | | | |
| Republic of Mauritius | | | | | | | | | | | | |
| Female | 13,818 | 82 | 1,686 | 849 | 1,711 | 359 | 2,512 | 3,129 | 2,560 | 907 | 23 | |
| No training. | 11,798 | 82 | 1,675 | 832 | 1,642 | 336 | 2,357 | 2,716 | 2,137 | - | 21 | |
| With training | 2,020 | - | 11 | 17 | 69 | 23 | 155 | 413 | 423 | 907 | 2 | |
| 010 : Basic programmes | - | - | - | - | - | - | - | - | - | - | - | |
| 080 : Literacy & numeracy | - | - | - | - | - | - | - | - | - | - | - | |
| 090 : Personal development | 2 | - | - | - | - | 1 | - | 1 | - | - | - | |
| 141-149: Teacher training & education science . | 56 | - | 1 | - | - | 1 | 4 | 21 | 17 | 12 | - | |
| 211-217: Arts | 118 | - | 2 | 4 | 8 | - | 9 | 21 | 28 | 46 | - | |
| 221-227: Humanities | 180 | - | - | 2 | - | - | 3 | 3 | 18 | 154 | - | |
| 311-316: Social & behavioural sciences. | 83 | - | - | - | - | - | - | - | - | 83 | - | |
| 321-323: Journalism & information | 17 | - | - | - | - | - | - | - | 5 | 12 | - | |
| 341-349: Business & administration. | 456 | - | - | 2 | 6 | - | 13 | 64 | 129 | 242 | - | |
| 381-383: Law. | 48 | - | - | - | - | - | - | - | 8 | 40 | - | |
| 421-422: Life sciences. | 22 | - | - | - | - | - | - | - | - | 22 | - | |
| 441-446: Physical sciences. | 19 | - | - | - | - | - | - | - | - | 19 | - | |
| 461-462: Mathematics & statistics | 31 | - | - | - | - | - | - | - | - | 31 | - | |
| 481-482: Computing. | 414 | - | - | - | 5 | 2 | 36 | 173 | 149 | 48 | 1 | |
| 521-529: Engineering & engineering trades . . . | 59 | - | - | - | 3 | 3 | 4 | 3 | 6 | 40 | - | |
| 541-544: Manufacturing & processing | 62 | - | 1 | 2 | 9 | 5 | 14 | 10 | 2 | 18 | 1 | |
| 581-583: Architecture & building. | 17 | - | 1 | - | 1 | 1 | 1 | 4 | - | 9 | - | |
| 621-625: Agriculture, forestry & fishery | 26 | - | 1 | - | 1 | - | 1 | 1 | 1 | 21 | - | |
| 641 : Veterinary | - | - | - | - | - | - | - | - | - | - | - | |
| 721-728: Health | 123 | - | 1 | - | 3 | - | 11 | 35 | 6 | 67 | - | |
| 761-763: Social services. | 12 | - | - | - | - | 1 | 2 | 4 | 2 | 3 | - | |
| 811-816: Personal services. | 248 | - | 4 | 7 | 29 | 8 | 57 | 67 | 40 | 36 | - | |
| 840 : Transport services | 6 | - | - | - | - | - | - | 1 | 4 | 1 | - | |
| 851-854: Environmental protection | 5 | - | - | - | - | - | - | - | 3 | 2 | - | |
| 861-862: Security services. | 1 | - | - | - | - | - | - | 1 | - | - | - | |
| 999 : Fields of education not known or unspecified. | 15 | - | - | - | 4 | 1 | - | 4 | 5 | 1 | - | |

Table CU2c - Currently unemployed first job seekers aged 16 years and over by sex, broad field of study of highest vocational or technical qualification and educational attainment

| Country, Island, Broad field of Vocational or Technical Qualification and Sex | Total | Educational attainment | | | | | | | | | Not stated |
|---|--------|------------------------|-------------------------------|------------|-----------------|------------------------------|--------------------------------|-------------------------|--------------------------|---------------------------------|------------|
| | | Nil and pre-primary | Primary | | Lower Secondary | | Upper Secondary | | | University degree or equivalent | |
| | | | Std I - VI but not passed CPE | Passed CPE | Forms I - III | Forms I - III pre-vocational | Forms IV - V but not passed SC | Passed SC or equivalent | Passed HSC or equivalent | | |
| Island of Mauritius | | | | | | | | | | | |
| Both sexes | 23,753 | 96 | 2,722 | 1,176 | 3,125 | 1,157 | 4,524 | 5,240 | 4,154 | 1,504 | 55 |
| No training | 20,335 | 96 | 2,690 | 1,144 | 2,991 | 1,083 | 4,216 | 4,594 | 3,470 | - | 51 |
| With training | 3,418 | - | 32 | 32 | 134 | 74 | 308 | 646 | 684 | 1,504 | 4 |
| 010 : Basic programmes | - | - | - | - | - | - | - | - | - | - | - |
| 080 : Literacy & numeracy | - | - | - | - | - | - | - | - | - | - | - |
| 090 : Personal development | 1 | - | - | - | - | - | - | 1 | - | - | - |
| 141-149: Teacher training & education science . | 67 | - | 1 | 1 | 2 | 1 | 4 | 21 | 21 | 16 | - |
| 211-217: Arts | 175 | - | 2 | 5 | 8 | 1 | 12 | 32 | 48 | 66 | 1 |
| 221-227: Humanities | 204 | - | - | 3 | 1 | - | 4 | 5 | 22 | 169 | - |
| 311-316: Social & behavioural sciences | 124 | - | - | - | - | - | - | - | - | 124 | - |
| 321-323: Journalism & information | 19 | - | - | - | - | - | - | - | 6 | 13 | - |
| 341-349: Business & administration | 702 | - | - | 2 | 9 | - | 12 | 76 | 203 | 400 | - |
| 381-383: Law | 71 | - | - | - | - | - | - | - | 8 | 63 | - |
| 421-422: Life sciences | 32 | - | - | - | - | - | - | 1 | - | 31 | - |
| 441-446: Physical sciences | 35 | - | - | - | - | - | - | - | 1 | 34 | - |
| 461-462: Mathematics & statistics | 52 | - | - | - | - | - | - | - | 2 | 50 | - |
| 481-482: Computing | 633 | - | - | 3 | 11 | 3 | 67 | 218 | 208 | 122 | 1 |
| 521-529: Engineering & engineering trades . . . | 428 | - | 14 | 5 | 33 | 34 | 81 | 95 | 42 | 123 | 1 |
| 541-544: Manufacturing & processing | 100 | - | 1 | 4 | 18 | 9 | 20 | 24 | 2 | 21 | 1 |
| 581-583: Architecture & building | 83 | - | 6 | 1 | 5 | 9 | 8 | 15 | 10 | 29 | - |
| 621-625: Agriculture, forestry & fishery | 34 | - | - | - | 1 | - | - | - | 2 | 31 | - |
| 641 : Veterinary | - | - | - | - | - | - | - | - | - | - | - |
| 721-728: Health | 205 | - | 1 | - | 3 | - | 14 | 38 | 17 | 132 | - |
| 761-763: Social services | 14 | - | - | - | - | 1 | 3 | 4 | 3 | 3 | - |
| 811-816: Personal services | 376 | - | 6 | 8 | 36 | 9 | 81 | 100 | 67 | 69 | - |
| 840 : Transport services | 14 | - | - | - | - | - | - | 2 | 8 | 4 | - |
| 851-854: Environmental protection | 13 | - | - | - | - | - | - | 3 | 7 | 3 | - |
| 861-862: Security services | 3 | - | - | - | - | - | - | 3 | - | - | - |
| 999 : Fields of education not known or not specified | 33 | - | 1 | - | 7 | 7 | 2 | 8 | 7 | 1 | - |

Table CU2c - Currently unemployed first job seekers aged 16 years and over by sex, broad field of study of highest vocational or technical qualification and educational attainment

| Country, Island, Broad field of Vocational or Technical Qualification and Sex | Total | Educational attainment | | | | | | | | | Not stated |
|---|--------|------------------------|-------------------------------|------------|-----------------|------------------------------|--------------------------------|-------------------------|--------------------------|---------------------------------|------------|
| | | Nil and pre-primary | Primary | | Lower Secondary | | Upper Secondary | | | University degree or equivalent | |
| | | | Std I - VI but not passed CPE | Passed CPE | Forms I - III | Forms I - III pre-vocational | Forms IV - V but not passed SC | Passed SC or equivalent | Passed HSC or equivalent | | |
| Island of Mauritius | | | | | | | | | | | |
| Male | 10,742 | 27 | 1,273 | 375 | 1,516 | 839 | 2,121 | 2,272 | 1,688 | 598 | 33 |
| No training. | 9,297 | 27 | 1,251 | 358 | 1,446 | 785 | 1,961 | 2,024 | 1,414 | - | 31 |
| With training | 1,445 | - | 22 | 17 | 70 | 54 | 160 | 248 | 274 | 598 | 2 |
| 010 : Basic programmes | - | - | - | - | - | - | - | - | - | - | - |
| 080 : Literacy & numeracy | - | - | - | - | - | - | - | - | - | - | - |
| 090 : Personal development | - | - | - | - | - | - | - | - | - | - | - |
| 141-149: Teacher training & education science | 11 | - | - | 1 | 2 | - | - | - | 4 | 4 | - |
| 211-217: Arts | 59 | - | - | 1 | 1 | 1 | 3 | 12 | 20 | 20 | 1 |
| 221-227: Humanities | 24 | - | - | 1 | 1 | - | 1 | 2 | 4 | 15 | - |
| 311-316: Social & behavioural sciences. | 41 | - | - | - | - | - | - | - | - | 41 | - |
| 321-323: Journalism & information | 2 | - | - | - | - | - | - | - | 1 | 1 | - |
| 341-349: Business & administration. | 253 | - | - | 1 | 3 | - | 1 | 12 | 78 | 158 | - |
| 381-383: Law. | 23 | - | - | - | - | - | - | - | - | 23 | - |
| 421-422: Life sciences. | 10 | - | - | - | - | - | - | 1 | - | 9 | - |
| 441-446: Physical sciences. | 16 | - | - | - | - | - | - | - | 1 | 15 | - |
| 461-462: Mathematics & statistics | 21 | - | - | - | - | - | - | - | 2 | 19 | - |
| 481-482: Computing. | 240 | - | - | 3 | 6 | 1 | 33 | 56 | 67 | 74 | - |
| 521-529: Engineering & engineering trades | 370 | - | 14 | 5 | 30 | 32 | 77 | 92 | 36 | 83 | 1 |
| 541-544: Manufacturing & processing | 40 | - | - | 2 | 10 | 4 | 6 | 15 | - | 3 | - |
| 581-583: Architecture & building. | 67 | - | 5 | 1 | 4 | 8 | 7 | 12 | 10 | 20 | - |
| 621-625: Agriculture, forestry & fishery | 11 | - | - | - | - | - | - | - | 1 | 10 | - |
| 641 : Veterinary | - | - | - | - | - | - | - | - | - | - | - |
| 721-728: Health | 83 | - | - | - | 1 | - | 3 | 3 | 11 | 65 | - |
| 761-763: Social services. | 2 | - | - | - | - | - | 1 | - | 1 | - | - |
| 811-816: Personal services. | 135 | - | 2 | 2 | 9 | 2 | 26 | 33 | 28 | 33 | - |
| 840 : Transport services | 8 | - | - | - | - | - | - | 1 | 4 | 3 | - |
| 851-854: Environmental protection | 9 | - | - | - | - | - | - | 3 | 4 | 2 | - |
| 861-862: Security services. | 2 | - | - | - | - | - | - | 2 | - | - | - |
| 999 : Fields of education not known or not specified. | 18 | - | 1 | - | 3 | 6 | 2 | 4 | 2 | - | - |

Table CU2c - Currently unemployed first job seekers aged 16 years and over by sex, broad field of study of highest vocational or technical qualification and educational attainment

| Country, Island, Broad field of Vocational or Technical Qualification and Sex | Total | Educational attainment | | | | | | | | | Not stated |
|---|--------|------------------------|-------------------------------|------------|-----------------|------------------------------|--------------------------------|-------------------------|--------------------------|---------------------------------|------------|
| | | Nil and pre-primary | Primary | | Lower Secondary | | Upper Secondary | | | University degree or equivalent | |
| | | | Std I - VI but not passed CPE | Passed CPE | Forms I - III | Forms I - III pre-vocational | Forms IV - V but not passed SC | Passed SC or equivalent | Passed HSC or equivalent | | |
| Island of Mauritius | | | | | | | | | | | |
| Female | 13,011 | 69 | 1,449 | 801 | 1,609 | 318 | 2,403 | 2,968 | 2,466 | 906 | 22 |
| No training. | 11,038 | 69 | 1,439 | 786 | 1,545 | 298 | 2,255 | 2,570 | 2,056 | - | 20 |
| With training | 1,973 | - | 10 | 15 | 64 | 20 | 148 | 398 | 410 | 906 | 2 |
| 010 : Basic programmes | - | - | - | - | - | - | - | - | - | - | - |
| 080 : Literacy & numeracy | - | - | - | - | - | - | - | - | - | - | - |
| 090 : Personal development | 1 | - | - | - | - | - | - | 1 | - | - | - |
| 141-149: Teacher training & education science | 56 | - | 1 | - | - | 1 | 4 | 21 | 17 | 12 | - |
| 211-217: Arts | 116 | - | 2 | 4 | 7 | - | 9 | 20 | 28 | 46 | - |
| 221-227: Humanities | 180 | - | - | 2 | - | - | 3 | 3 | 18 | 154 | - |
| 311-316: Social & behavioural sciences. | 83 | - | - | - | - | - | - | - | - | 83 | - |
| 321-323: Journalism & information | 17 | - | - | - | - | - | - | - | 5 | 12 | - |
| 341-349: Business & administration. | 449 | - | - | 1 | 6 | - | 11 | 64 | 125 | 242 | - |
| 381-383: Law. | 48 | - | - | - | - | - | - | - | 8 | 40 | - |
| 421-422: Life sciences. | 22 | - | - | - | - | - | - | - | - | 22 | - |
| 441-446: Physical sciences. | 19 | - | - | - | - | - | - | - | - | 19 | - |
| 461-462: Mathematics & statistics | 31 | - | - | - | - | - | - | - | - | 31 | - |
| 481-482: Computing. | 393 | - | - | - | 5 | 2 | 34 | 162 | 141 | 48 | 1 |
| 521-529: Engineering & engineering trades | 58 | - | - | - | 3 | 2 | 4 | 3 | 6 | 40 | - |
| 541-544: Manufacturing & processing | 60 | - | 1 | 2 | 8 | 5 | 14 | 9 | 2 | 18 | 1 |
| 581-583: Architecture & building. | 16 | - | 1 | - | 1 | 1 | 1 | 3 | - | 9 | - |
| 621-625: Agriculture, forestry & fishery | 23 | - | - | - | 1 | - | - | - | 1 | 21 | - |
| 641 : Veterinary | - | - | - | - | - | - | - | - | - | - | - |
| 721-728: Health | 122 | - | 1 | - | 2 | - | 11 | 35 | 6 | 67 | - |
| 761-763: Social services. | 12 | - | - | - | - | 1 | 2 | 4 | 2 | 3 | - |
| 811-816: Personal services. | 241 | - | 4 | 6 | 27 | 7 | 55 | 67 | 39 | 36 | - |
| 840 : Transport services | 6 | - | - | - | - | - | - | 1 | 4 | 1 | - |
| 851-854: Environmental protection | 4 | - | - | - | - | - | - | - | 3 | 1 | - |
| 861-862: Security services. | 1 | - | - | - | - | - | - | 1 | - | - | - |
| 999 : Fields of education not known or unspecified. | 15 | - | - | - | 4 | 1 | - | 4 | 5 | 1 | - |

Table CU2c - Currently unemployed first job seekers aged 16 years and over by sex, broad field of study of highest vocational or technical qualification and educational attainment

| Country, Island, Broad field of Vocational or Technical Qualification and Sex | Total | Educational attainment | | | | | | | | | University degree or equivalent | Not stated |
|---|-------|------------------------|-------------------------------|------------|-----------------|------------------------------|--------------------------------|-------------------------|--------------------------|---|---------------------------------|------------|
| | | Nil and pre-primary | Primary | | Lower Secondary | | Upper Secondary | | | | | |
| | | | Std I - VI but not passed CPE | Passed CPE | Forms I - III | Forms I - III pre-vocational | Forms IV - V but not passed SC | Passed SC or equivalent | Passed HSC or equivalent | | | |
| Island of Rodrigues | | | | | | | | | | | | |
| Both sexes | 1,343 | 19 | 365 | 61 | 174 | 123 | 174 | 282 | 139 | 3 | 3 | |
| No training. | 1,266 | 19 | 358 | 59 | 163 | 116 | 165 | 261 | 122 | - | 3 | |
| With training | 77 | - | 7 | 2 | 11 | 7 | 9 | 21 | 17 | 3 | - | |
| 010 : Basic programmes | - | - | - | - | - | - | - | - | - | - | - | |
| 080 : Literacy & numeracy. | - | - | - | - | - | - | - | - | - | - | - | |
| 090 : Personal development | 1 | - | - | - | - | 1 | - | - | - | - | - | |
| 141-149: Teacher training & education science . | - | - | - | - | - | - | - | - | - | - | - | |
| 211-217: Arts | 2 | - | - | - | 1 | - | - | 1 | - | - | - | |
| 221-227: Humanities | - | - | - | - | - | - | - | - | - | - | - | |
| 311-316: Social & behavioural sciences. | - | - | - | - | - | - | - | - | - | - | - | |
| 321-323: Journalism & information | - | - | - | - | - | - | - | - | - | - | - | |
| 341-349: Business & administration. | 9 | - | - | 1 | - | - | 2 | 1 | 4 | 1 | - | |
| 381-383: Law. | - | - | - | - | - | - | - | - | - | - | - | |
| 421-422: Life sciences. | - | - | - | - | - | - | - | - | - | - | - | |
| 441-446: Physical sciences. | 1 | - | - | - | - | - | - | - | - | 1 | - | |
| 461-462: Mathematics & statistics | - | - | - | - | - | - | - | - | - | - | - | |
| 481-482: Computing. | 26 | - | - | - | - | - | 2 | 12 | 12 | - | - | |
| 521-529: Engineering & engineering trades | 10 | - | 2 | - | 4 | 1 | - | 3 | - | - | - | |
| 541-544: Manufacturing & processing | 5 | - | - | - | 1 | 2 | - | 2 | - | - | - | |
| 581-583: Architecture & building. | 7 | - | 3 | - | 2 | - | 1 | 1 | - | - | - | |
| 621-625: Agriculture, forestry & fishery | 4 | - | 2 | - | - | - | 1 | 1 | - | - | - | |
| 641 : Veterinary | - | - | - | - | - | - | - | - | - | - | - | |
| 721-728: Health | 1 | - | - | - | 1 | - | - | - | - | - | - | |
| 761-763: Social services. | - | - | - | - | - | - | - | - | - | - | - | |
| 811-816: Personal services. | 8 | - | - | 1 | 2 | 1 | 3 | - | 1 | - | - | |
| 840 : Transport services | - | - | - | - | - | - | - | - | - | - | - | |
| 851-854: Environmental protection | 1 | - | - | - | - | - | - | - | - | 1 | - | |
| 861-862: Security services. | - | - | - | - | - | - | - | - | - | - | - | |
| 999 : Fields of education not known or not specified. | 2 | - | - | - | - | 2 | - | - | - | - | - | |

Table CU2c - Currently unemployed first job seekers aged 16 years and over by sex, broad field of study of highest vocational or technical qualification and educational attainment

| Country, Island, Broad field of Vocational or Technical Qualification and Sex | Total | Educational attainment | | | | | | | | | University degree or equivalent | Not stated |
|---|-------|------------------------|-------------------------------|------------|-----------------|------------------------------|--------------------------------|-------------------------|--------------------------|---|---------------------------------|------------|
| | | Nil and pre-primary | Primary | | Lower Secondary | | Upper Secondary | | | | | |
| | | | Std I - VI but not passed CPE | Passed CPE | Forms I - III | Forms I - III pre-vocational | Forms IV - V but not passed SC | Passed SC or equivalent | Passed HSC or equivalent | | | |
| Island of Rodrigues | | | | | | | | | | | | |
| Male | 536 | 6 | 128 | 13 | 72 | 82 | 65 | 121 | 45 | 2 | 2 | |
| No training. | 506 | 6 | 122 | 13 | 66 | 78 | 63 | 115 | 41 | - | 2 | |
| With training | 30 | - | 6 | - | 6 | 4 | 2 | 6 | 4 | 2 | - | |
| 010 : Basic programmes | - | - | - | - | - | - | - | - | - | - | - | |
| 080 : Literacy & numeracy. | - | - | - | - | - | - | - | - | - | - | - | |
| 090 : Personal development | - | - | - | - | - | - | - | - | - | - | - | |
| 141-149: Teacher training & education science . | - | - | - | - | - | - | - | - | - | - | - | |
| 211-217: Arts | - | - | - | - | - | - | - | - | - | - | - | |
| 221-227: Humanities | - | - | - | - | - | - | - | - | - | - | - | |
| 311-316: Social & behavioural sciences. | - | - | - | - | - | - | - | - | - | - | - | |
| 321-323: Journalism & information | - | - | - | - | - | - | - | - | - | - | - | |
| 341-349: Business & administration. | 2 | - | - | - | - | - | - | 1 | - | 1 | - | |
| 381-383: Law. | - | - | - | - | - | - | - | - | - | - | - | |
| 421-422: Life sciences. | - | - | - | - | - | - | - | - | - | - | - | |
| 441-446: Physical sciences. | 1 | - | - | - | - | - | - | - | - | 1 | - | |
| 461-462: Mathematics & statistics | - | - | - | - | - | - | - | - | - | - | - | |
| 481-482: Computing. | 5 | - | - | - | - | - | - | 1 | 4 | - | - | |
| 521-529: Engineering & engineering trades . . . | 9 | - | 2 | - | 4 | - | - | 3 | - | - | - | |
| 541-544: Manufacturing & processing | 3 | - | - | - | - | 2 | - | 1 | - | - | - | |
| 581-583: Architecture & building. | 6 | - | 3 | - | 2 | - | 1 | - | - | - | - | |
| 621-625: Agriculture, forestry & fishery | 1 | - | 1 | - | - | - | - | - | - | - | - | |
| 641 : Veterinary | - | - | - | - | - | - | - | - | - | - | - | |
| 721-728: Health | - | - | - | - | - | - | - | - | - | - | - | |
| 761-763: Social services. | - | - | - | - | - | - | - | - | - | - | - | |
| 811-816: Personal services. | 1 | - | - | - | - | - | 1 | - | - | - | - | |
| 840 : Transport services | - | - | - | - | - | - | - | - | - | - | - | |
| 851-854: Environmental protection | - | - | - | - | - | - | - | - | - | - | - | |
| 861-862: Security services. | - | - | - | - | - | - | - | - | - | - | - | |
| 999 : Fields of education not known or not specified. | 2 | - | - | - | - | 2 | - | - | - | - | - | |

Table CU2c - Currently unemployed first job seekers aged 16 years and over by sex, broad field of study of highest vocational or technical qualification and educational attainment

| Country, Island, Broad field of Vocational or Technical Qualification and Sex | Total | Educational attainment | | | | | | | | | University degree or equivalent | Not stated |
|---|-------|------------------------|-------------------------------|------------|-----------------|------------------------------|--------------------------------|-------------------------|--------------------------|---|---------------------------------|------------|
| | | Nil and pre-primary | Primary | | Lower Secondary | | Upper Secondary | | | | | |
| | | | Std I - VI but not passed CPE | Passed CPE | Forms I - III | Forms I - III pre-vocational | Forms IV - V but not passed SC | Passed SC or equivalent | Passed HSC or equivalent | | | |
| Island of Rodrigues | | | | | | | | | | | | |
| Female | 807 | 13 | 237 | 48 | 102 | 41 | 109 | 161 | 94 | 1 | 1 | |
| No training. | 760 | 13 | 236 | 46 | 97 | 38 | 102 | 146 | 81 | - | 1 | |
| With training | 47 | - | 1 | 2 | 5 | 3 | 7 | 15 | 13 | 1 | - | |
| 010 : Basic programmes | - | - | - | - | - | - | - | - | - | - | - | |
| 080 : Literacy & numeracy. | - | - | - | - | - | - | - | - | - | - | - | |
| 090 : Personal development | 1 | - | - | - | - | 1 | - | - | - | - | - | |
| 141-149: Teacher training & education science . | - | - | - | - | - | - | - | - | - | - | - | |
| 211-217: Arts | 2 | - | - | - | 1 | - | - | 1 | - | - | - | |
| 221-227: Humanities | - | - | - | - | - | - | - | - | - | - | - | |
| 311-316: Social & behavioural sciences. | - | - | - | - | - | - | - | - | - | - | - | |
| 321-323: Journalism & information | - | - | - | - | - | - | - | - | - | - | - | |
| 341-349: Business & administration. | 7 | - | - | 1 | - | - | 2 | - | 4 | - | - | |
| 381-383: Law. | - | - | - | - | - | - | - | - | - | - | - | |
| 421-422: Life sciences. | - | - | - | - | - | - | - | - | - | - | - | |
| 441-446: Physical sciences. | - | - | - | - | - | - | - | - | - | - | - | |
| 461-462: Mathematics & statistics | - | - | - | - | - | - | - | - | - | - | - | |
| 481-482: Computing. | 21 | - | - | - | - | - | 2 | 11 | 8 | - | - | |
| 521-529: Engineering & engineering trades . . . | 1 | - | - | - | - | 1 | - | - | - | - | - | |
| 541-544: Manufacturing & processing | 2 | - | - | - | 1 | - | - | 1 | - | - | - | |
| 581-583: Architecture & building. | 1 | - | - | - | - | - | - | 1 | - | - | - | |
| 621-625: Agriculture, forestry & fishery | 3 | - | 1 | - | - | - | 1 | 1 | - | - | - | |
| 641 : Veterinary | - | - | - | - | - | - | - | - | - | - | - | |
| 721-728: Health | 1 | - | - | - | 1 | - | - | - | - | - | - | |
| 761-763: Social services. | - | - | - | - | - | - | - | - | - | - | - | |
| 811-816: Personal services. | 7 | - | - | 1 | 2 | 1 | 2 | - | 1 | - | - | |
| 840 : Transport services | - | - | - | - | - | - | - | - | - | - | - | |
| 851-854: Environmental protection | 1 | - | - | - | - | - | - | - | - | 1 | - | |
| 861-862: Security services. | - | - | - | - | - | - | - | - | - | - | - | |
| 999 : Fields of education not known or unspecified. | - | - | - | - | - | - | - | - | - | - | - | |

Table CU3 - Currently unemployed population (excluding first job seekers) aged 16 years and over by age, sex and employment status in last job

| Country, Island, Age (in years), and Sex | Total | Employment status | | | | | | | |
|--|-------|-------------------|-------------------|-------------------|-------------------------------------|------------|----------------------|-----------------------------------|--------------------|
| | | Self-employed | | Employee | | | Unpaid family worker | Member of producers' co-operative | Other & Not stated |
| | | With employees | Without employees | Paid by the month | Paid by day, week, fortnight or job | Apprentice | | | |

Republic of Mauritius

Both sexes

| | | | | | | | | | |
|-------------------|--------|-----|-------|--------|-------|-----|----|---|-----|
| Total | 17,066 | 212 | 1,301 | 11,333 | 3,819 | 123 | 67 | 6 | 205 |
| 16 - 19 | 770 | 2 | 19 | 527 | 177 | 23 | 5 | 3 | 14 |
| 20 - 24 | 2,755 | 10 | 80 | 2,115 | 439 | 53 | 16 | - | 42 |
| 25 - 29 | 2,665 | 21 | 145 | 1,941 | 481 | 26 | 15 | - | 36 |
| 30 - 34 | 2,807 | 30 | 202 | 1,895 | 628 | 12 | 10 | 1 | 29 |
| 35 - 39 | 2,033 | 30 | 183 | 1,241 | 547 | - | 10 | - | 22 |
| 40 - 44 | 1,930 | 41 | 187 | 1,165 | 505 | 4 | 3 | 2 | 23 |
| 45 - 49 | 1,851 | 33 | 210 | 1,069 | 512 | 4 | 4 | - | 19 |
| 50 - 54 | 1,256 | 28 | 170 | 746 | 293 | 1 | 1 | - | 17 |
| 55 - 59 | 710 | 11 | 74 | 442 | 181 | - | 1 | - | 1 |
| 60 - 64 | 222 | 4 | 20 | 155 | 41 | - | 1 | - | 1 |
| 65 - 69 | 50 | 2 | 8 | 29 | 10 | - | 1 | - | - |
| 70 - 74 | 12 | - | 2 | 5 | 4 | - | - | - | 1 |
| 75 + | 5 | - | 1 | 3 | 1 | - | - | - | - |

Male

| | | | | | | | | | |
|-------------------|-------|-----|-------|-------|-------|----|----|---|-----|
| Total | 7,865 | 169 | 1,108 | 4,349 | 2,030 | 74 | 33 | 2 | 100 |
| 16 - 19 | 383 | 2 | 17 | 212 | 125 | 13 | 4 | 1 | 9 |
| 20 - 24 | 1,291 | 5 | 75 | 851 | 289 | 32 | 11 | - | 28 |
| 25 - 29 | 1,233 | 18 | 129 | 754 | 294 | 18 | 5 | - | 15 |
| 30 - 34 | 1,187 | 19 | 169 | 632 | 336 | 7 | 8 | - | 16 |
| 35 - 39 | 815 | 24 | 149 | 385 | 250 | - | 2 | - | 5 |
| 40 - 44 | 804 | 29 | 148 | 392 | 221 | 2 | 1 | 1 | 10 |
| 45 - 49 | 884 | 31 | 185 | 415 | 244 | 2 | 1 | - | 6 |
| 50 - 54 | 657 | 26 | 148 | 333 | 142 | - | - | - | 8 |
| 55 - 59 | 414 | 10 | 63 | 243 | 96 | - | 1 | - | 1 |
| 60 - 64 | 154 | 3 | 17 | 107 | 26 | - | - | - | 1 |
| 65 - 69 | 33 | 2 | 5 | 19 | 7 | - | - | - | - |
| 70 - 74 | 6 | - | 2 | 3 | - | - | - | - | 1 |
| 75 + | 4 | - | 1 | 3 | - | - | - | - | - |

Female

| | | | | | | | | | |
|-------------------|-------|----|-----|-------|-------|----|----|---|-----|
| Total | 9,201 | 43 | 193 | 6,984 | 1,789 | 49 | 34 | 4 | 105 |
| 16 - 19 | 387 | - | 2 | 315 | 52 | 10 | 1 | 2 | 5 |
| 20 - 24 | 1,464 | 5 | 5 | 1,264 | 150 | 21 | 5 | - | 14 |
| 25 - 29 | 1,432 | 3 | 16 | 1,187 | 187 | 8 | 10 | - | 21 |
| 30 - 34 | 1,620 | 11 | 33 | 1,263 | 292 | 5 | 2 | 1 | 13 |
| 35 - 39 | 1,218 | 6 | 34 | 856 | 297 | - | 8 | - | 17 |
| 40 - 44 | 1,126 | 12 | 39 | 773 | 284 | 2 | 2 | 1 | 13 |
| 45 - 49 | 967 | 2 | 25 | 654 | 268 | 2 | 3 | - | 13 |
| 50 - 54 | 599 | 2 | 22 | 413 | 151 | 1 | 1 | - | 9 |
| 55 - 59 | 296 | 1 | 11 | 199 | 85 | - | - | - | - |
| 60 - 64 | 68 | 1 | 3 | 48 | 15 | - | 1 | - | - |
| 65 - 69 | 17 | - | 3 | 10 | 3 | - | 1 | - | - |
| 70 - 74 | 6 | - | - | 2 | 4 | - | - | - | - |
| 75 + | 1 | - | - | - | 1 | - | - | - | - |

Table CU3 - Currently unemployed population (excluding first job seekers) aged 16 years and over by age, sex and employment status in last job

| Country, Island, Age (in years), and Sex | Total | Employment status | | | | | | | |
|--|-------|-------------------|-------------------|-------------------|-------------------------------------|------------|----------------------|-----------------------------------|--------------------|
| | | Self-employed | | Employee | | | Unpaid family worker | Member of producers' co-operative | Other & Not stated |
| | | With employees | Without employees | Paid by the month | Paid by day, week, fortnight or job | Apprentice | | | |

Island of Mauritius

Both sexes

| | | | | | | | | | |
|-------------------|--------|-----|-------|--------|-------|-----|----|---|-----|
| Total | 16,379 | 198 | 1,186 | 11,001 | 3,616 | 113 | 61 | 5 | 199 |
| 16 - 19 | 733 | 2 | 18 | 508 | 162 | 22 | 5 | 2 | 14 |
| 20 - 24 | 2,619 | 7 | 75 | 2,038 | 397 | 48 | 13 | - | 41 |
| 25 - 29 | 2,501 | 19 | 123 | 1,852 | 436 | 24 | 13 | - | 34 |
| 30 - 34 | 2,688 | 27 | 181 | 1,839 | 592 | 10 | 10 | 1 | 28 |
| 35 - 39 | 1,938 | 28 | 158 | 1,202 | 521 | - | 9 | - | 20 |
| 40 - 44 | 1,868 | 39 | 167 | 1,141 | 489 | 4 | 3 | 2 | 23 |
| 45 - 49 | 1,818 | 31 | 201 | 1,059 | 500 | 4 | 4 | - | 19 |
| 50 - 54 | 1,237 | 28 | 163 | 739 | 288 | 1 | 1 | - | 17 |
| 55 - 59 | 698 | 11 | 72 | 435 | 178 | - | 1 | - | 1 |
| 60 - 64 | 215 | 4 | 20 | 151 | 38 | - | 1 | - | 1 |
| 65 - 69 | 48 | 2 | 6 | 29 | 10 | - | 1 | - | - |
| 70 - 74 | 11 | - | 1 | 5 | 4 | - | - | - | 1 |
| 75 + | 5 | - | 1 | 3 | 1 | - | - | - | - |

Male

| | | | | | | | | | |
|-------------------|-------|-----|-------|-------|-------|----|----|---|----|
| Total | 7,500 | 160 | 1,029 | 4,230 | 1,888 | 67 | 29 | 2 | 95 |
| 16 - 19 | 363 | 2 | 17 | 203 | 115 | 12 | 4 | 1 | 9 |
| 20 - 24 | 1,225 | 4 | 71 | 824 | 261 | 29 | 9 | - | 27 |
| 25 - 29 | 1,147 | 17 | 111 | 723 | 263 | 16 | 4 | - | 13 |
| 30 - 34 | 1,128 | 18 | 155 | 616 | 310 | 6 | 8 | - | 15 |
| 35 - 39 | 760 | 22 | 130 | 370 | 233 | - | 1 | - | 4 |
| 40 - 44 | 766 | 27 | 135 | 382 | 208 | 2 | 1 | 1 | 10 |
| 45 - 49 | 861 | 29 | 177 | 411 | 235 | 2 | 1 | - | 6 |
| 50 - 54 | 649 | 26 | 146 | 331 | 138 | - | - | - | 8 |
| 55 - 59 | 409 | 10 | 63 | 240 | 94 | - | 1 | - | 1 |
| 60 - 64 | 150 | 3 | 17 | 105 | 24 | - | - | - | 1 |
| 65 - 69 | 33 | 2 | 5 | 19 | 7 | - | - | - | - |
| 70 - 74 | 5 | - | 1 | 3 | - | - | - | - | 1 |
| 75 + | 4 | - | 1 | 3 | - | - | - | - | - |

Female

| | | | | | | | | | |
|-------------------|-------|----|-----|-------|-------|----|----|---|-----|
| Total | 8,879 | 38 | 157 | 6,771 | 1,728 | 46 | 32 | 3 | 104 |
| 16 - 19 | 370 | - | 1 | 305 | 47 | 10 | 1 | 1 | 5 |
| 20 - 24 | 1,394 | 3 | 4 | 1,214 | 136 | 19 | 4 | - | 14 |
| 25 - 29 | 1,354 | 2 | 12 | 1,129 | 173 | 8 | 9 | - | 21 |
| 30 - 34 | 1,560 | 9 | 26 | 1,223 | 282 | 4 | 2 | 1 | 13 |
| 35 - 39 | 1,178 | 6 | 28 | 832 | 288 | - | 8 | - | 16 |
| 40 - 44 | 1,102 | 12 | 32 | 759 | 281 | 2 | 2 | 1 | 13 |
| 45 - 49 | 957 | 2 | 24 | 648 | 265 | 2 | 3 | - | 13 |
| 50 - 54 | 588 | 2 | 17 | 408 | 150 | 1 | 1 | - | 9 |
| 55 - 59 | 289 | 1 | 9 | 195 | 84 | - | - | - | - |
| 60 - 64 | 65 | 1 | 3 | 46 | 14 | - | 1 | - | - |
| 65 - 69 | 15 | - | 1 | 10 | 3 | - | 1 | - | - |
| 70 - 74 | 6 | - | - | 2 | 4 | - | - | - | - |
| 75 + | 1 | - | - | - | 1 | - | - | - | - |

Table CU3 - Currently unemployed population (excluding first job seekers) aged 16 years and over by age, sex and employment status in last job

| Country, Island, Age (in years), and Sex | Total | Employment status | | | | | | | |
|--|-------|-------------------|-------------------|-------------------|-------------------------------------|------------|----------------------|-----------------------------------|--------------------|
| | | Self-employed | | Employee | | | Unpaid family worker | Member of producers' co-operative | Other & Not stated |
| | | With employees | Without employees | Paid by the month | Paid by day, week, fortnight or job | Apprentice | | | |

Island of Rodrigues

Both sexes

| | | | | | | | | | |
|-------------------|-----|----|-----|-----|-----|----|---|---|---|
| Total | 687 | 14 | 115 | 332 | 203 | 10 | 6 | 1 | 6 |
| 16 - 19 | 37 | - | 1 | 19 | 15 | 1 | - | 1 | - |
| 20 - 24 | 136 | 3 | 5 | 77 | 42 | 5 | 3 | - | 1 |
| 25 - 29 | 164 | 2 | 22 | 89 | 45 | 2 | 2 | - | 2 |
| 30 - 34 | 119 | 3 | 21 | 56 | 36 | 2 | - | - | 1 |
| 35 - 39 | 95 | 2 | 25 | 39 | 26 | - | 1 | - | 2 |
| 40 - 44 | 62 | 2 | 20 | 24 | 16 | - | - | - | - |
| 45 - 49 | 33 | 2 | 9 | 10 | 12 | - | - | - | - |
| 50 - 54 | 19 | - | 7 | 7 | 5 | - | - | - | - |
| 55 - 59 | 12 | - | 2 | 7 | 3 | - | - | - | - |
| 60 - 64 | 7 | - | - | 4 | 3 | - | - | - | - |
| 65 - 69 | 2 | - | 2 | - | - | - | - | - | - |
| 70 - 74 | 1 | - | 1 | - | - | - | - | - | - |
| 75 + | - | - | - | - | - | - | - | - | - |

Male

| | | | | | | | | | |
|-------------------|-----|---|----|-----|-----|---|---|---|---|
| Total | 365 | 9 | 79 | 119 | 142 | 7 | 4 | - | 5 |
| 16 - 19 | 20 | - | - | 9 | 10 | 1 | - | - | - |
| 20 - 24 | 66 | 1 | 4 | 27 | 28 | 3 | 2 | - | 1 |
| 25 - 29 | 86 | 1 | 18 | 31 | 31 | 2 | 1 | - | 2 |
| 30 - 34 | 59 | 1 | 14 | 16 | 26 | 1 | - | - | 1 |
| 35 - 39 | 55 | 2 | 19 | 15 | 17 | - | 1 | - | 1 |
| 40 - 44 | 38 | 2 | 13 | 10 | 13 | - | - | - | - |
| 45 - 49 | 23 | 2 | 8 | 4 | 9 | - | - | - | - |
| 50 - 54 | 8 | - | 2 | 2 | 4 | - | - | - | - |
| 55 - 59 | 5 | - | - | 3 | 2 | - | - | - | - |
| 60 - 64 | 4 | - | - | 2 | 2 | - | - | - | - |
| 65 - 69 | - | - | - | - | - | - | - | - | - |
| 70 - 74 | 1 | - | 1 | - | - | - | - | - | - |
| 75 + | - | - | - | - | - | - | - | - | - |

Female

| | | | | | | | | | |
|-------------------|-----|---|----|-----|----|---|---|---|---|
| Total | 322 | 5 | 36 | 213 | 61 | 3 | 2 | 1 | 1 |
| 16 - 19 | 17 | - | 1 | 10 | 5 | - | - | 1 | - |
| 20 - 24 | 70 | 2 | 1 | 50 | 14 | 2 | 1 | - | - |
| 25 - 29 | 78 | 1 | 4 | 58 | 14 | - | 1 | - | - |
| 30 - 34 | 60 | 2 | 7 | 40 | 10 | 1 | - | - | - |
| 35 - 39 | 40 | - | 6 | 24 | 9 | - | - | - | 1 |
| 40 - 44 | 24 | - | 7 | 14 | 3 | - | - | - | - |
| 45 - 49 | 10 | - | 1 | 6 | 3 | - | - | - | - |
| 50 - 54 | 11 | - | 5 | 5 | 1 | - | - | - | - |
| 55 - 59 | 7 | - | 2 | 4 | 1 | - | - | - | - |
| 60 - 64 | 3 | - | - | 2 | 1 | - | - | - | - |
| 65 - 69 | 2 | - | 2 | - | - | - | - | - | - |
| 70 - 74 | - | - | - | - | - | - | - | - | - |
| 75 + | - | - | - | - | - | - | - | - | - |

Table CU4 - Currently unemployed population (excluding first job seekers) aged 16 years and over by sex, educational attainment and industry of last job (section)

| Country, Island, Age (in years) and Sex | Total | Educational attainment | | | | | | | | | University degree or equivalent | Not stated |
|--|--------|------------------------|-------------------------------|------------|-----------------|------------------------------|--------------------------------|-------------------------|--------------------------|-----|---------------------------------|------------|
| | | Nil & preprimary | Primary | | Lower Secondary | | Upper Secondary | | | | | |
| | | | Std I - VI but not passed CPE | Passed CPE | Forms I - III | Forms I - III pre-vocational | Forms IV - V but not passed SC | Passed SC or equivalent | Passed HSC or equivalent | | | |
| Republic of Mauritius | | | | | | | | | | | | |
| Both sexes | | | | | | | | | | | | |
| All industries | 17,066 | 289 | 4,244 | 1,709 | 2,549 | 330 | 3,067 | 3,253 | 1,193 | 411 | 21 | |
| A:Agriculture,forestry & fishing. | 744 | 77 | 371 | 97 | 64 | 3 | 72 | 52 | 7 | - | 1 | |
| B:Mining & quarrying. | 29 | 1 | 8 | 1 | 3 | 1 | 12 | 1 | 1 | 1 | - | |
| C:Manufacturing | 4,814 | 72 | 1,377 | 673 | 848 | 88 | 867 | 692 | 165 | 27 | 5 | |
| D:Electricity,gas,steam & air conditioning supply | 11 | - | 1 | 2 | 3 | 1 | 1 | 1 | 1 | 1 | - | |
| E:Water supply,sewerage,waste management & remediation activities | 42 | 1 | 13 | 3 | 8 | - | 5 | 5 | 4 | 3 | - | |
| F:Construction. | 2,049 | 44 | 849 | 229 | 335 | 69 | 294 | 180 | 32 | 11 | 6 | |
| G:Wholesale & retail trade,repair of. motor vehicles & motorcycles | 2,527 | 5 | 356 | 177 | 374 | 55 | 552 | 746 | 230 | 29 | 3 | |
| H:Transportation & storage. | 488 | 5 | 99 | 44 | 69 | 9 | 102 | 106 | 40 | 14 | - | |
| I:Accomodation & food service activities | 1,900 | 14 | 319 | 150 | 304 | 50 | 448 | 481 | 110 | 23 | 1 | |
| J:Information & communication | 302 | - | 7 | 4 | 10 | - | 46 | 107 | 85 | 42 | 1 | |
| K:Financial & insurance activities. | 210 | - | 4 | 3 | 8 | 1 | 20 | 70 | 74 | 30 | - | |
| L:Real estate activities. | 34 | - | 6 | 2 | 5 | - | 6 | 11 | 4 | - | - | |
| M:Professional,scientific & technical activities | 273 | - | 23 | 15 | 22 | 4 | 32 | 70 | 57 | 48 | 2 | |
| N:Administrative & support service. activities | 1,056 | 8 | 155 | 58 | 122 | 11 | 213 | 271 | 184 | 34 | - | |
| O:Public administration & defence,. compulsory social security | 149 | 2 | 19 | 10 | 14 | - | 9 | 50 | 26 | 19 | - | |
| P:Education | 431 | 1 | 30 | 17 | 37 | 1 | 70 | 118 | 76 | 81 | - | |
| Q:Human health social work activities | 255 | - | 22 | 18 | 25 | 2 | 42 | 81 | 40 | 25 | - | |
| R:Arts,entertainment & recreation activities | 281 | 2 | 43 | 12 | 34 | 10 | 73 | 77 | 19 | 10 | 1 | |
| S:Other service activities. | 255 | - | 44 | 15 | 55 | 9 | 57 | 54 | 14 | 7 | - | |
| T:Activities of households as employers | 1,019 | 56 | 449 | 157 | 177 | 12 | 109 | 49 | 9 | - | 1 | |
| U:Activities of extra territorial organisations & bodies | 9 | - | - | - | 2 | - | 1 | 2 | 2 | 2 | - | |
| Not stated | 188 | 1 | 49 | 22 | 30 | 4 | 36 | 29 | 13 | 4 | - | |

Table CU4 - Currently unemployed population (excluding first job seekers) aged 16 years and over by sex, educational attainment and industry of last job (section)

| Country, Island, Age (in years) and Sex | Total | Educational attainment | | | | | | | | | |
|---|-------|------------------------|-------------------------------|------------|-----------------|------------------------------|--------------------------------|-------------------------|--------------------------|---------------------------------|------------|
| | | Nil & preprimary | Primary | | Lower Secondary | | Upper Secondary | | | University degree or equivalent | Not stated |
| | | | Std I - VI but not passed CPE | Passed CPE | Forms I - III | Forms I - III pre-vocational | Forms IV - V but not passed SC | Passed SC or equivalent | Passed HSC or equivalent | | |
| Republic of Mauritius | | | | | | | | | | | |
| Male | | | | | | | | | | | |
| All industries | 7,865 | 122 | 2,249 | 744 | 1,162 | 217 | 1,374 | 1,304 | 464 | 213 | 16 |
| A:Agriculture,forestry & fishing. . . | 520 | 30 | 264 | 69 | 47 | 2 | 57 | 45 | 5 | - | 1 |
| B:Mining & quarrying. | 20 | 1 | 6 | 1 | 3 | 1 | 5 | 1 | 1 | 1 | - |
| C:Manufacturing | 1,345 | 11 | 379 | 164 | 242 | 49 | 228 | 193 | 59 | 18 | 2 |
| D:Electricity,gas,steam & air | 10 | - | 1 | 2 | 3 | 1 | 1 | 1 | - | 1 | - |
| conditioning supply | | | | | | | | | | | |
| E:Water supply,sewerage,waste | 26 | 1 | 8 | - | 7 | - | 5 | 3 | 1 | 1 | - |
| management & remediation activities | | | | | | | | | | | |
| F:Construction. | 1,972 | 43 | 820 | 224 | 323 | 66 | 288 | 169 | 26 | 8 | 5 |
| G:Wholesale & retail trade,repair of. | 1,005 | 4 | 227 | 86 | 165 | 25 | 187 | 217 | 76 | 15 | 3 |
| motor vehicles & motorcycles | | | | | | | | | | | |
| H:Transportation & storage. | 422 | 4 | 95 | 43 | 63 | 9 | 90 | 84 | 26 | 8 | - |
| I:Accomodation & food service | 917 | 5 | 147 | 52 | 119 | 31 | 254 | 246 | 48 | 14 | 1 |
| activities | | | | | | | | | | | |
| J:Information & communication | 133 | - | 5 | 3 | 6 | - | 15 | 38 | 39 | 26 | 1 |
| K:Financial & insurance activities. . . | 75 | - | 1 | 1 | 6 | - | 8 | 23 | 21 | 15 | - |
| L:Real estate activities. | 9 | - | 3 | 2 | - | - | 4 | - | - | - | - |
| M:Professional,scientific & technical | 145 | - | 18 | 11 | 17 | 4 | 15 | 32 | 19 | 27 | 2 |
| activities | | | | | | | | | | | |
| N:Administrative & support service. . . | 529 | 4 | 79 | 31 | 67 | 9 | 120 | 130 | 72 | 17 | - |
| activities | | | | | | | | | | | |
| O:Public administration & defence,. . . | 85 | 1 | 17 | 8 | 6 | - | 5 | 25 | 14 | 9 | - |
| compulsory social security | | | | | | | | | | | |
| P:Education | 89 | - | 7 | 8 | 5 | - | 9 | 14 | 21 | 25 | - |
| Q:Human health social work activities | 55 | - | 4 | 3 | 3 | - | 6 | 13 | 10 | 16 | - |
| R:Arts,entertainment & recreation . . | 146 | 2 | 23 | 3 | 16 | 9 | 36 | 38 | 13 | 5 | 1 |
| activities | | | | | | | | | | | |
| S:Other service activities. | 69 | - | 19 | 6 | 11 | 4 | 12 | 10 | 4 | 3 | - |
| T:Activities of households as employers | 192 | 15 | 100 | 18 | 34 | 4 | 13 | 6 | 2 | - | - |
| U:Activities of extra territorial | 5 | - | - | - | 2 | - | 1 | 1 | - | 1 | - |
| organisations & bodies | | | | | | | | | | | |
| Not Stated. | 96 | 1 | 26 | 9 | 17 | 3 | 15 | 15 | 7 | 3 | - |

Table CU4 - Currently unemployed population (excluding first job seekers) aged 16 years and over by sex, educational attainment and industry of last job (section)

| Country, Island, Age (in years) and Sex | Total | Educational attainment | | | | | | | | | University degree or equivalent | Not stated |
|---|-------|------------------------|-------------------------------|------------|-----------------|------------------------------|--------------------------------|-------------------------|--------------------------|-----|---------------------------------|------------|
| | | Nil & preprimary | Primary | | Lower Secondary | | Upper Secondary | | | | | |
| | | | Std I - VI but not passed CPE | Passed CPE | Forms I - III | Forms I - III pre-vocational | Forms IV - V but not passed SC | Passed SC or equivalent | Passed HSC or equivalent | | | |
| Republic of Mauritius | | | | | | | | | | | | |
| Female | | | | | | | | | | | | |
| All industries | 9,201 | 167 | 1,995 | 965 | 1,387 | 113 | 1,693 | 1,949 | 729 | 198 | 5 | |
| A:Agriculture,forestry & fishing. . . | 224 | 47 | 107 | 28 | 17 | 1 | 15 | 7 | 2 | - | - | |
| B:Mining & quarrying. | 9 | - | 2 | - | - | - | 7 | - | - | - | - | |
| C:Manufacturing | 3,469 | 61 | 998 | 509 | 606 | 39 | 639 | 499 | 106 | 9 | 3 | |
| D:Electricity,gas,steam & air | 1 | - | - | - | - | - | - | - | 1 | - | - | |
| conditioning supply | | | | | | | | | | | | |
| E:Water supply,sewerage,waste | 16 | - | 5 | 3 | 1 | - | - | 2 | 3 | 2 | - | |
| management & remediation activities | | | | | | | | | | | | |
| F:Construction. | 77 | 1 | 29 | 5 | 12 | 3 | 6 | 11 | 6 | 3 | 1 | |
| G:Wholesale & retail trade,repair of. | 1,522 | 1 | 129 | 91 | 209 | 30 | 365 | 529 | 154 | 14 | - | |
| motor vehicles & motorcycles | | | | | | | | | | | | |
| H:Transportation & storage. | 66 | 1 | 4 | 1 | 6 | - | 12 | 22 | 14 | 6 | - | |
| I:Accomodation & food service | 983 | 9 | 172 | 98 | 185 | 19 | 194 | 235 | 62 | 9 | - | |
| activities | | | | | | | | | | | | |
| J:Information & communication | 169 | - | 2 | 1 | 4 | - | 31 | 69 | 46 | 16 | - | |
| K:Financial & insurance activities. . . | 135 | - | 3 | 2 | 2 | 1 | 12 | 47 | 53 | 15 | - | |
| L:Real estate activities. | 25 | - | 3 | - | 5 | - | 2 | 11 | 4 | - | - | |
| M:Professional,scientific & technical | 128 | - | 5 | 4 | 5 | - | 17 | 38 | 38 | 21 | - | |
| activities | | | | | | | | | | | | |
| N:Administrative & support service. . . | 527 | 4 | 76 | 27 | 55 | 2 | 93 | 141 | 112 | 17 | - | |
| activities | | | | | | | | | | | | |
| O:Public administration & defence,. . . | 64 | 1 | 2 | 2 | 8 | - | 4 | 25 | 12 | 10 | - | |
| compulsory social security | | | | | | | | | | | | |
| P:Education | 342 | 1 | 23 | 9 | 32 | 1 | 61 | 104 | 55 | 56 | - | |
| Q:Human health social work activities | 200 | - | 18 | 15 | 22 | 2 | 36 | 68 | 30 | 9 | - | |
| R:Arts,entertainment & recreation . . | 135 | - | 20 | 9 | 18 | 1 | 37 | 39 | 6 | 5 | - | |
| activities | | | | | | | | | | | | |
| S:Other service activities. | 186 | - | 25 | 9 | 44 | 5 | 45 | 44 | 10 | 4 | - | |
| T:Activities of households as employers | 827 | 41 | 349 | 139 | 143 | 8 | 96 | 43 | 7 | - | 1 | |
| U:Activities of extra territorial | 4 | - | - | - | - | - | - | 1 | 2 | 1 | - | |
| organisations & bodies | | | | | | | | | | | | |
| Not stated | 92 | - | 23 | 13 | 13 | 1 | 21 | 14 | 6 | 1 | - | |

Table CU4 - Currently unemployed population (excluding first job seekers) aged 16 years and over by sex, educational attainment and industry of last job (section)

| Country, Island, Age (in years) and Sex | Total | Educational attainment | | | | | | | | | |
|---|-------|------------------------|-------------------------------|------------|-----------------|------------------------------|--------------------------------|-------------------------|--------------------------|---------------------------------|------------|
| | | Nil & preprimary | Primary | | Lower Secondary | | Upper Secondary | | | University degree or equivalent | Not stated |
| | | | Std I - VI but not passed CPE | Passed CPE | Forms I - III | Forms I - III pre-vocational | Forms IV - V but not passed SC | Passed SC or equivalent | Passed HSC or equivalent | | |

Island of Mauritius

Both sexes

| | | | | | | | | | | | |
|--|--------|-----|-------|-------|-------|-----|-------|-------|-------|-----|----|
| All industries | 16,379 | 257 | 3,952 | 1,660 | 2,448 | 307 | 3,010 | 3,152 | 1,167 | 405 | 21 |
| A:Agriculture,forestry & fishing. | 671 | 68 | 325 | 95 | 56 | 2 | 70 | 47 | 7 | - | 1 |
| B:Mining & quarrying. | 26 | 1 | 5 | 1 | 3 | 1 | 12 | 1 | 1 | 1 | - |
| C:Manufacturing | 4,723 | 70 | 1,334 | 660 | 835 | 87 | 858 | 685 | 162 | 27 | 5 |
| D:Electricity,gas,steam & air conditioning supply | 11 | - | 1 | 2 | 3 | 1 | 1 | 1 | 1 | 1 | - |
| E:Water supply,sewerage,waste management & remediation activities | 38 | - | 11 | 3 | 8 | - | 5 | 5 | 4 | 2 | - |
| F:Construction. | 1,905 | 35 | 777 | 218 | 309 | 63 | 287 | 168 | 31 | 11 | 6 |
| G:Wholesale & retail trade,repair of. motor vehicles & motorcycles | 2,427 | 5 | 331 | 174 | 354 | 48 | 540 | 719 | 224 | 29 | 3 |
| H:Transportation & storage. | 468 | 5 | 92 | 42 | 66 | 7 | 101 | 104 | 37 | 14 | - |
| I:Accomodation & food service activities | 1,833 | 12 | 297 | 146 | 294 | 47 | 443 | 462 | 109 | 22 | 1 |
| J:Information & communication | 297 | - | 7 | 4 | 10 | - | 45 | 105 | 83 | 42 | 1 |
| K:Financial & insurance activities. | 200 | - | 3 | 3 | 8 | 1 | 19 | 65 | 71 | 30 | - |
| L:Real estate activities. | 33 | - | 5 | 2 | 5 | - | 6 | 11 | 4 | - | - |
| M:Professional,scientific & technical activities | 267 | - | 21 | 14 | 22 | 3 | 31 | 69 | 57 | 48 | 2 |
| N:Administrative & support service. activities | 1,019 | 8 | 143 | 55 | 116 | 11 | 206 | 265 | 182 | 33 | - |
| O:Public administration & defence,. compulsory social security | 143 | 2 | 18 | 10 | 13 | - | 9 | 48 | 25 | 18 | - |
| P:Education | 419 | 1 | 28 | 17 | 34 | 1 | 70 | 114 | 75 | 79 | - |
| Q:Human health social work activities | 251 | - | 20 | 18 | 25 | 2 | 41 | 81 | 39 | 25 | - |
| R:Arts,entertainment & recreation activities | 273 | 2 | 42 | 12 | 34 | 10 | 72 | 73 | 17 | 10 | 1 |
| S:Other service activities. | 237 | - | 39 | 12 | 52 | 9 | 52 | 52 | 14 | 7 | - |
| T:Activities of households as employers | 944 | 47 | 406 | 150 | 169 | 10 | 106 | 46 | 9 | - | 1 |
| U:Activities of extra territorial organisations & bodies | 9 | - | - | - | 2 | - | 1 | 2 | 2 | 2 | - |
| Not stated | 185 | 1 | 47 | 22 | 30 | 4 | 35 | 29 | 13 | 4 | - |

Table CU4 - Currently unemployed population (excluding first job seekers) aged 16 years and over by sex, educational attainment and industry of last job (section)

| Country, Island, Age (in years) and Sex | Total | Educational attainment | | | | | | | | | |
|---|-------|------------------------|-------------------------------|------------|-----------------|------------------------------|--------------------------------|-------------------------|--------------------------|---------------------------------|------------|
| | | Nil & preprimary | Primary | | Lower Secondary | | Upper Secondary | | | University degree or equivalent | Not stated |
| | | | Std I - VI but not passed CPE | Passed CPE | Forms I - III | Forms I - III pre-vocational | Forms IV - V but not passed SC | Passed SC or equivalent | Passed HSC or equivalent | | |
| Island of Mauritius | | | | | | | | | | | |
| Male | | | | | | | | | | | |
| All industries | 7,500 | 108 | 2,072 | 718 | 1,107 | 203 | 1,349 | 1,261 | 456 | 210 | 16 |
| A:Agriculture,forestry & fishing. . . | 472 | 28 | 232 | 68 | 40 | 1 | 56 | 41 | 5 | - | 1 |
| B:Mining & quarrying. | 17 | 1 | 3 | 1 | 3 | 1 | 5 | 1 | 1 | 1 | - |
| C:Manufacturing | 1,314 | 11 | 363 | 158 | 239 | 48 | 225 | 191 | 59 | 18 | 2 |
| D:Electricity,gas,steam & air | 10 | - | 1 | 2 | 3 | 1 | 1 | 1 | - | 1 | - |
| conditioning supply | | | | | | | | | | | |
| E:Water supply,sewerage,waste | 23 | - | 7 | - | 7 | - | 5 | 3 | 1 | - | - |
| management & remediation activities | | | | | | | | | | | |
| F:Construction. | 1,833 | 35 | 749 | 213 | 298 | 60 | 281 | 159 | 25 | 8 | 5 |
| G:Wholesale & retail trade,repair of. | 971 | 4 | 214 | 86 | 158 | 24 | 183 | 210 | 74 | 15 | 3 |
| motor vehicles & motorcycles | | | | | | | | | | | |
| H:Transportation & storage. | 404 | 4 | 89 | 41 | 60 | 7 | 89 | 82 | 24 | 8 | - |
| I:Accomodation & food service | 895 | 4 | 137 | 51 | 118 | 29 | 252 | 241 | 48 | 14 | 1 |
| activities | | | | | | | | | | | |
| J:Information & communication | 132 | - | 5 | 3 | 6 | - | 15 | 38 | 38 | 26 | 1 |
| K:Financial & insurance activities. . . | 74 | - | 1 | 1 | 6 | - | 8 | 22 | 21 | 15 | - |
| L:Real estate activities. | 9 | - | 3 | 2 | - | - | 4 | - | - | - | - |
| M:Professional,scientific & technical | 139 | - | 16 | 10 | 17 | 3 | 14 | 31 | 19 | 27 | 2 |
| activities | | | | | | | | | | | |
| N:Administrative & support service. . . | 503 | 4 | 73 | 28 | 61 | 9 | 114 | 126 | 71 | 17 | - |
| activities | | | | | | | | | | | |
| O:Public administration & defence,. . . | 82 | 1 | 16 | 8 | 6 | - | 5 | 24 | 14 | 8 | - |
| compulsory social security | | | | | | | | | | | |
| P:Education | 85 | - | 7 | 8 | 4 | - | 9 | 12 | 21 | 24 | - |
| Q:Human health social work activities | 55 | - | 4 | 3 | 3 | - | 6 | 13 | 10 | 16 | - |
| R:Arts,entertainment & recreation . . | 141 | 2 | 23 | 3 | 16 | 9 | 36 | 34 | 12 | 5 | 1 |
| activities | | | | | | | | | | | |
| S:Other service activities. | 67 | - | 18 | 5 | 11 | 4 | 12 | 10 | 4 | 3 | - |
| T:Activities of households as employers | 175 | 13 | 87 | 18 | 32 | 4 | 13 | 6 | 2 | - | - |
| U:Activities of extra territorial | 5 | - | - | - | 2 | - | 1 | 1 | - | 1 | - |
| organisations & bodies | | | | | | | | | | | |
| Not Stated. | 94 | 1 | 24 | 9 | 17 | 3 | 15 | 15 | 7 | 3 | - |

Table CU4 - Currently unemployed population (excluding first job seekers) aged 16 years and over by sex, educational attainment and industry of last job (section)

| Country, Island, Age (in years) and Sex | Total | Educational attainment | | | | | | | | | |
|---|-------|------------------------|-------------------------------|------------|-----------------|------------------------------|--------------------------------|-------------------------|--------------------------|---------------------------------|------------|
| | | Nil & preprimary | Primary | | Lower Secondary | | Upper Secondary | | | University degree or equivalent | Not stated |
| | | | Std I - VI but not passed CPE | Passed CPE | Forms I - III | Forms I - III pre-vocational | Forms IV - V but not passed SC | Passed SC or equivalent | Passed HSC or equivalent | | |
| Island of Mauritius | | | | | | | | | | | |
| Female | | | | | | | | | | | |
| All industries | 8,879 | 149 | 1,880 | 942 | 1,341 | 104 | 1,661 | 1,891 | 711 | 195 | 5 |
| A:Agriculture,forestry & fishing. . . | 199 | 40 | 93 | 27 | 16 | 1 | 14 | 6 | 2 | - | - |
| B:Mining & quarrying. | 9 | - | 2 | - | - | - | 7 | - | - | - | - |
| C:Manufacturing | 3,409 | 59 | 971 | 502 | 596 | 39 | 633 | 494 | 103 | 9 | 3 |
| D:Electricity,gas,steam & air | 1 | - | - | - | - | - | - | - | 1 | - | - |
| conditioning supply | | | | | | | | | | | |
| E:Water supply,sewerage,waste | 15 | - | 4 | 3 | 1 | - | - | 2 | 3 | 2 | - |
| management & remediation activities | | | | | | | | | | | |
| F:Construction. | 72 | - | 28 | 5 | 11 | 3 | 6 | 9 | 6 | 3 | 1 |
| G:Wholesale & retail trade,repair of. | 1,456 | 1 | 117 | 88 | 196 | 24 | 357 | 509 | 150 | 14 | - |
| motor vehicles & motorcycles | | | | | | | | | | | |
| H:Transportation & storage. | 64 | 1 | 3 | 1 | 6 | - | 12 | 22 | 13 | 6 | - |
| I:Accomodation & food service | 938 | 8 | 160 | 95 | 176 | 18 | 191 | 221 | 61 | 8 | - |
| activities | | | | | | | | | | | |
| J:Information & communication | 165 | - | 2 | 1 | 4 | - | 30 | 67 | 45 | 16 | - |
| K:Financial & insurance activities. . . | 126 | - | 2 | 2 | 2 | 1 | 11 | 43 | 50 | 15 | - |
| L:Real estate activities. | 24 | - | 2 | - | 5 | - | 2 | 11 | 4 | - | - |
| M:Professional,scientific & technical | 128 | - | 5 | 4 | 5 | - | 17 | 38 | 38 | 21 | - |
| activities | | | | | | | | | | | |
| N:Administrative & support service. . . | 516 | 4 | 70 | 27 | 55 | 2 | 92 | 139 | 111 | 16 | - |
| activities | | | | | | | | | | | |
| O:Public administration & defence,. . . | 61 | 1 | 2 | 2 | 7 | - | 4 | 24 | 11 | 10 | - |
| compulsory social security | | | | | | | | | | | |
| P:Education | 334 | 1 | 21 | 9 | 30 | 1 | 61 | 102 | 54 | 55 | - |
| Q:Human health social work activities | 196 | - | 16 | 15 | 22 | 2 | 35 | 68 | 29 | 9 | - |
| R:Arts,entertainment & recreation . . | 132 | - | 19 | 9 | 18 | 1 | 36 | 39 | 5 | 5 | - |
| activities | | | | | | | | | | | |
| S:Other service activities. | 170 | - | 21 | 7 | 41 | 5 | 40 | 42 | 10 | 4 | - |
| T:Activities of households as employers | 769 | 34 | 319 | 132 | 137 | 6 | 93 | 40 | 7 | - | 1 |
| U:Activities of extra territorial | 4 | - | - | - | - | - | - | 1 | 2 | 1 | - |
| organisations & bodies | | | | | | | | | | | |
| Not stated | 91 | - | 23 | 13 | 13 | 1 | 20 | 14 | 6 | 1 | - |

Table CU4 - Currently unemployed population (excluding first job seekers) aged 16 years and over by sex, educational attainment and industry of last job (section)

| Country, Island, Age (in years) and Sex | Total | Educational attainment | | | | | | | | | |
|---|-------|------------------------|-------------------------------|------------|-----------------|------------------------------|--------------------------------|-------------------------|--------------------------|---------------------------------|------------|
| | | Nil & preprimary | Primary | | Lower Secondary | | Upper Secondary | | | University degree or equivalent | Not stated |
| | | | Std I - VI but not passed CPE | Passed CPE | Forms I - III | Forms I - III pre-vocational | Forms IV - V but not passed SC | Passed SC or equivalent | Passed HSC or equivalent | | |

Island of Rodrigues

Both sexes

| | | | | | | | | | | | |
|--|-----|----|-----|----|-----|----|----|-----|----|---|---|
| All industries | 687 | 32 | 292 | 49 | 101 | 23 | 57 | 101 | 26 | 6 | - |
| A:Agriculture,forestry & fishing. | 73 | 9 | 46 | 2 | 8 | 1 | 2 | 5 | - | - | - |
| B:Mining & quarrying. | 3 | - | 3 | - | - | - | - | - | - | - | - |
| C:Manufacturing | 91 | 2 | 43 | 13 | 13 | 1 | 9 | 7 | 3 | - | - |
| D:Electricity,gas,steam & air conditioning supply | - | - | - | - | - | - | - | - | - | - | - |
| E:Water supply,sewerage,waste management & remediation activities | 4 | 1 | 2 | - | - | - | - | - | - | 1 | - |
| F:Construction. | 144 | 9 | 72 | 11 | 26 | 6 | 7 | 12 | 1 | - | - |
| G:Wholesale & retail trade,repair of. motor vehicles & motorcycles | 100 | - | 25 | 3 | 20 | 7 | 12 | 27 | 6 | - | - |
| H:Transportation & storage. | 20 | - | 7 | 2 | 3 | 2 | 1 | 2 | 3 | - | - |
| I:Accomodation & food service activities | 67 | 2 | 22 | 4 | 10 | 3 | 5 | 19 | 1 | 1 | - |
| J:Information & communication | 5 | - | - | - | - | - | 1 | 2 | 2 | - | - |
| K:Financial & insurance activities. | 10 | - | 1 | - | - | - | 1 | 5 | 3 | - | - |
| L:Real estate activities. | 1 | - | 1 | - | - | - | - | - | - | - | - |
| M:Professional,scientific & technical activities | 6 | - | 2 | 1 | - | 1 | 1 | 1 | - | - | - |
| N:Administrative & support service. activities | 37 | - | 12 | 3 | 6 | - | 7 | 6 | 2 | 1 | - |
| O:Public administration & defence,. compulsory social security | 6 | - | 1 | - | 1 | - | - | 2 | 1 | 1 | - |
| P:Education | 12 | - | 2 | - | 3 | - | - | 4 | 1 | 2 | - |
| Q:Human health social work activities | 4 | - | 2 | - | - | - | 1 | - | 1 | - | - |
| R:Arts,entertainment & recreation activities | 8 | - | 1 | - | - | - | 1 | 4 | 2 | - | - |
| S:Other service activities. | 18 | - | 5 | 3 | 3 | - | 5 | 2 | - | - | - |
| T:Activities of households as employers | 75 | 9 | 43 | 7 | 8 | 2 | 3 | 3 | - | - | - |
| U:Activities of extra territorial organisations & bodies | - | - | - | - | - | - | - | - | - | - | - |
| Not stated | 3 | - | 2 | - | - | - | 1 | - | - | - | - |

Table CU4 - Currently unemployed population (excluding first job seekers) aged 16 years and over by sex, educational attainment and industry of last job (section)

| Country, Island, Age (in years) and Sex | Total | Educational attainment | | | | | | | | | University degree or equivalent | Not stated |
|---|-------|------------------------|-------------------------------|------------|-----------------|------------------------------|--------------------------------|-------------------------|--------------------------|---|---------------------------------|------------|
| | | Nil & preprimary | Primary | | Lower Secondary | | Upper Secondary | | | | | |
| | | | Std I - VI but not passed CPE | Passed CPE | Forms I - III | Forms I - III pre-vocational | Forms IV - V but not passed SC | Passed SC or equivalent | Passed HSC or equivalent | | | |
| Island of Rodrigues | | | | | | | | | | | | |
| Male | | | | | | | | | | | | |
| All industries | 365 | 14 | 177 | 26 | 55 | 14 | 25 | 43 | 8 | 3 | - | |
| A:Agriculture,forestry & fishing. . . | 48 | 2 | 32 | 1 | 7 | 1 | 1 | 4 | - | - | - | |
| B:Mining & quarrying. | 3 | - | 3 | - | - | - | - | - | - | - | - | |
| C:Manufacturing | 31 | - | 16 | 6 | 3 | 1 | 3 | 2 | - | - | - | |
| D:Electricity,gas,steam & air | - | - | - | - | - | - | - | - | - | - | - | |
| conditioning supply | | | | | | | | | | | | |
| E:Water supply,sewerage,waste | 3 | 1 | 1 | - | - | - | - | - | - | 1 | - | |
| management & remediation activities | | | | | | | | | | | | |
| F:Construction. | 139 | 8 | 71 | 11 | 25 | 6 | 7 | 10 | 1 | - | - | |
| G:Wholesale & retail trade,repair of. | 34 | - | 13 | - | 7 | 1 | 4 | 7 | 2 | - | - | |
| motor vehicles & motorcycles | | | | | | | | | | | | |
| H:Transportation & storage. | 18 | - | 6 | 2 | 3 | 2 | 1 | 2 | 2 | - | - | |
| I:Accomodation & food service | 22 | 1 | 10 | 1 | 1 | 2 | 2 | 5 | - | - | - | |
| activities | | | | | | | | | | | | |
| J:Information & communication | 1 | - | - | - | - | - | - | - | 1 | - | - | |
| K:Financial & insurance activities. . . | 1 | - | - | - | - | - | - | 1 | - | - | - | |
| L:Real estate activities. | - | - | - | - | - | - | - | - | - | - | - | |
| M:Professional,scientific & technical | 6 | - | 2 | 1 | - | 1 | 1 | 1 | - | - | - | |
| activities | | | | | | | | | | | | |
| N:Administrative & support service. . . | 26 | - | 6 | 3 | 6 | - | 6 | 4 | 1 | - | - | |
| activities | | | | | | | | | | | | |
| O:Public administration & defence,. . . | 3 | - | 1 | - | - | - | - | 1 | - | 1 | - | |
| compulsory social security | | | | | | | | | | | | |
| P:Education | 4 | - | - | - | 1 | - | - | 2 | - | 1 | - | |
| Q:Human health social work activities | - | - | - | - | - | - | - | - | - | - | - | |
| R:Arts,entertainment & recreation . . | 5 | - | - | - | - | - | - | 4 | 1 | - | - | |
| activities | | | | | | | | | | | | |
| S:Other service activities. | 2 | - | 1 | 1 | - | - | - | - | - | - | - | |
| T:Activities of households as employers | 17 | 2 | 13 | - | 2 | - | - | - | - | - | - | |
| U:Activities of extra territorial | - | - | - | - | - | - | - | - | - | - | - | |
| organisations & bodies | | | | | | | | | | | | |
| Not Stated. | 2 | - | 2 | - | - | - | - | - | - | - | - | |

Table CU4 - Currently unemployed population (excluding first job seekers) aged 16 years and over by sex, educational attainment and industry of last job (section)

| Country, Island, Age (in years) and Sex | Total | Educational attainment | | | | | | | | | |
|---|-------|------------------------|-------------------------------|------------|-----------------|------------------------------|--------------------------------|-------------------------|--------------------------|---------------------------------|------------|
| | | Nil & preprimary | Primary | | Lower Secondary | | Upper Secondary | | | University degree or equivalent | Not stated |
| | | | Std I - VI but not passed CPE | Passed CPE | Forms I - III | Forms I - III pre-vocational | Forms IV - V but not passed SC | Passed SC or equivalent | Passed HSC or equivalent | | |

Island of Rodrigues
Female

| | | | | | | | | | | | |
|--|-----|----|-----|----|----|---|----|----|----|---|---|
| All industries | 322 | 18 | 115 | 23 | 46 | 9 | 32 | 58 | 18 | 3 | - |
| A:Agriculture,forestry & fishing. . . | 25 | 7 | 14 | 1 | 1 | - | 1 | 1 | - | - | - |
| B:Mining & quarrying. | - | - | - | - | - | - | - | - | - | - | - |
| C:Manufacturing | 60 | 2 | 27 | 7 | 10 | - | 6 | 5 | 3 | - | - |
| D:Electricity,gas,steam & air conditioning supply | - | - | - | - | - | - | - | - | - | - | - |
| E:Water supply,sewerage,waste management & remediation activities | 1 | - | 1 | - | - | - | - | - | - | - | - |
| F:Construction. | 5 | 1 | 1 | - | 1 | - | - | 2 | - | - | - |
| G:Wholesale & retail trade,repair of. motor vehicles & motorcycles | 66 | - | 12 | 3 | 13 | 6 | 8 | 20 | 4 | - | - |
| H:Transportation & storage. | 2 | - | 1 | - | - | - | - | - | 1 | - | - |
| I:Accomodation & food service activities | 45 | 1 | 12 | 3 | 9 | 1 | 3 | 14 | 1 | 1 | - |
| J:Information & communication | 4 | - | - | - | - | - | 1 | 2 | 1 | - | - |
| K:Financial & insurance activities. . . | 9 | - | 1 | - | - | - | 1 | 4 | 3 | - | - |
| L:Real estate activities. | 1 | - | 1 | - | - | - | - | - | - | - | - |
| M:Professional,scientific & technical activities | - | - | - | - | - | - | - | - | - | - | - |
| N:Administrative & support service. . . activities | 11 | - | 6 | - | - | - | 1 | 2 | 1 | 1 | - |
| O:Public administration & defence,. . . compulsory social security | 3 | - | - | - | 1 | - | - | 1 | 1 | - | - |
| P:Education | 8 | - | 2 | - | 2 | - | - | 2 | 1 | 1 | - |
| Q:Human health social work activities | 4 | - | 2 | - | - | - | 1 | - | 1 | - | - |
| R:Arts,entertainment & recreation . . . activities | 3 | - | 1 | - | - | - | 1 | - | 1 | - | - |
| S:Other service activities. | 16 | - | 4 | 2 | 3 | - | 5 | 2 | - | - | - |
| T:Activities of households as employers | 58 | 7 | 30 | 7 | 6 | 2 | 3 | 3 | - | - | - |
| U:Activities of extra territorial organisations & bodies | - | - | - | - | - | - | - | - | - | - | - |
| Not stated | 1 | - | - | - | - | - | 1 | - | - | - | - |

Table CU5 - Currently unemployed population (excluding first job seekers) aged 16 years and over by sex, educational attainment and major occupational group of last job

| Country, Island, Occupation (major group) and Sex | Total | Educational attainment | | | | | | | | | Not stated |
|---|--------|------------------------|-------------------------------|------------|-----------------|------------------------------|--------------------------------|-------------------------|--------------------------|---------------------------------|------------|
| | | Nil & preprimary | Primary | | Lower Secondary | | Upper Secondary | | | University degree or equivalent | |
| | | | Std I - VI but not passed CPE | Passed CPE | Forms I - III | Forms I - III pre-vocational | Forms IV - V but not passed SC | Passed SC or equivalent | Passed HSC or equivalent | | |
| Republic of Mauritius | | | | | | | | | | | |
| Both sexes | | | | | | | | | | | |
| All occupations | 17,066 | 289 | 4,244 | 1,709 | 2,549 | 330 | 3,067 | 3,253 | 1,193 | 411 | 21 |
| 1. Managers | 322 | - | 9 | 8 | 20 | 1 | 54 | 105 | 64 | 59 | 2 |
| 2. Professionals | 651 | - | 14 | 6 | 39 | 1 | 69 | 169 | 160 | 193 | - |
| 3. Technicians & associate professionals | 978 | 7 | 106 | 58 | 78 | 10 | 165 | 315 | 178 | 60 | 1 |
| 4. Clerical support workers | 1,717 | 1 | 25 | 14 | 79 | 4 | 343 | 748 | 433 | 68 | 2 |
| 5. Service sales workers | 3,805 | 12 | 551 | 256 | 651 | 87 | 965 | 1,020 | 242 | 20 | 1 |
| 6. Skilled agricultural, forestry & fishery workers | 424 | 35 | 224 | 44 | 58 | 7 | 37 | 17 | 2 | - | - |
| 7. Craft & related trades workers | 3,451 | 50 | 1,193 | 432 | 617 | 127 | 570 | 403 | 45 | 5 | 9 |
| 8. Plant & machine operators and assemblers | 2,394 | 40 | 816 | 412 | 454 | 30 | 404 | 216 | 20 | 2 | - |
| 9. Elementary occupations | 3,151 | 143 | 1,257 | 459 | 527 | 59 | 428 | 234 | 37 | 1 | 6 |
| 10. Not stated | 173 | 1 | 49 | 20 | 26 | 4 | 32 | 26 | 12 | 3 | - |
| Male | | | | | | | | | | | |
| All occupations | 7,865 | 122 | 2,249 | 744 | 1,162 | 217 | 1,374 | 1,304 | 464 | 213 | 16 |
| 1. Managers | 209 | - | 6 | 6 | 11 | 1 | 35 | 68 | 44 | 36 | 2 |
| 2. Professionals | 242 | - | 7 | 1 | 15 | 1 | 20 | 47 | 57 | 94 | - |
| 3. Technicians & associate professionals | 413 | 1 | 34 | 20 | 33 | 6 | 65 | 139 | 79 | 36 | - |
| 4. Clerical support workers | 495 | 1 | 14 | 8 | 32 | 3 | 102 | 187 | 121 | 25 | 2 |
| 5. Service sales workers | 1,459 | 6 | 252 | 98 | 208 | 36 | 381 | 367 | 96 | 14 | 1 |
| 6. Skilled agricultural, forestry & fishery workers | 346 | 21 | 186 | 35 | 50 | 7 | 28 | 17 | 2 | - | - |
| 7. Craft & related trades workers | 2,768 | 44 | 1,052 | 346 | 489 | 114 | 409 | 270 | 32 | 4 | 8 |
| 8. Plant & machine operators and assemblers | 694 | 7 | 200 | 96 | 126 | 14 | 152 | 88 | 10 | 1 | - |
| 9. Elementary occupations | 1,154 | 41 | 473 | 126 | 184 | 32 | 170 | 108 | 16 | 1 | 3 |
| 10. Not stated | 85 | 1 | 25 | 8 | 14 | 3 | 12 | 13 | 7 | 2 | - |
| Female | | | | | | | | | | | |
| All occupations | 9,201 | 167 | 1,995 | 965 | 1,387 | 113 | 1,693 | 1,949 | 729 | 198 | 5 |
| 1. Managers | 113 | - | 3 | 2 | 9 | - | 19 | 37 | 20 | 23 | - |
| 2. Professionals | 409 | - | 7 | 5 | 24 | - | 49 | 122 | 103 | 99 | - |
| 3. Technicians & associate professionals | 565 | 6 | 72 | 38 | 45 | 4 | 100 | 176 | 99 | 24 | 1 |
| 4. Clerical support workers | 1,222 | - | 11 | 6 | 47 | 1 | 241 | 561 | 312 | 43 | - |
| 5. Service sales workers | 2,346 | 6 | 299 | 158 | 443 | 51 | 584 | 653 | 146 | 6 | - |
| 6. Skilled agricultural, forestry & fishery workers | 78 | 14 | 38 | 9 | 8 | - | 9 | - | - | - | - |
| 7. Craft & related trades workers | 683 | 6 | 141 | 86 | 128 | 13 | 161 | 133 | 13 | 1 | 1 |
| 8. Plant & machine operators and assemblers | 1,700 | 33 | 616 | 316 | 328 | 16 | 252 | 128 | 10 | 1 | - |
| 9. Elementary occupations | 1,997 | 102 | 784 | 333 | 343 | 27 | 258 | 126 | 21 | - | 3 |
| 10. Not stated | 88 | - | 24 | 12 | 12 | 1 | 20 | 13 | 5 | 1 | - |

Table CU5 - Currently unemployed population (excluding first job seekers) aged 16 years and over by sex, educational attainment and major occupational group of last job

| Country, Island, Occupation (major group) and Sex | Total | Educational attainment | | | | | | | | | Not stated |
|---|--------|------------------------|-------------------------------|------------|-----------------|------------------------------|--------------------------------|-------------------------|--------------------------|---------------------------------|------------|
| | | Nil & preprimary | Primary | | Lower Secondary | | Upper Secondary | | | University degree or equivalent | |
| | | | Std I - VI but not passed CPE | Passed CPE | Forms I - III | Forms I - III pre-vocational | Forms IV - V but not passed SC | Passed SC or equivalent | Passed HSC or equivalent | | |
| Island of Mauritius | | | | | | | | | | | |
| Both sexes | | | | | | | | | | | |
| All occupations | 16,379 | 257 | 3,952 | 1,660 | 2,448 | 307 | 3,010 | 3,152 | 1,167 | 405 | 21 |
| 1. Managers | 315 | - | 8 | 8 | 19 | - | 52 | 103 | 64 | 59 | 2 |
| 2. Professionals | 642 | - | 14 | 6 | 37 | 1 | 68 | 166 | 159 | 191 | - |
| 3. Technicians & associate professionals | 952 | 7 | 103 | 58 | 78 | 10 | 164 | 304 | 169 | 58 | 1 |
| 4. Clerical support workers | 1,702 | 1 | 24 | 14 | 79 | 4 | 341 | 740 | 430 | 67 | 2 |
| 5. Service sales workers | 3,613 | 11 | 498 | 245 | 620 | 79 | 940 | 970 | 230 | 19 | 1 |
| 6. Skilled agricultural, forestry & fishery workers | 352 | 25 | 173 | 43 | 52 | 7 | 35 | 15 | 2 | - | - |
| 7. Craft & related trades workers | 3,269 | 41 | 1,106 | 411 | 585 | 119 | 560 | 389 | 44 | 5 | 9 |
| 8. Plant & machine operators and assemblers | 2,351 | 38 | 796 | 407 | 449 | 29 | 398 | 212 | 20 | 2 | - |
| 9. Elementary occupations | 3,013 | 133 | 1,183 | 448 | 503 | 54 | 421 | 227 | 37 | 1 | 6 |
| 10. Not stated | 170 | 1 | 47 | 20 | 26 | 4 | 31 | 26 | 12 | 3 | - |
| Male | | | | | | | | | | | |
| All occupations | 7,500 | 108 | 2,072 | 718 | 1,107 | 203 | 1,349 | 1,261 | 456 | 210 | 16 |
| 1. Managers | 204 | - | 5 | 6 | 10 | - | 34 | 67 | 44 | 36 | 2 |
| 2. Professionals | 239 | - | 7 | 1 | 14 | 1 | 20 | 46 | 57 | 93 | - |
| 3. Technicians & associate professionals | 404 | 1 | 33 | 20 | 33 | 6 | 65 | 135 | 77 | 34 | - |
| 4. Clerical support workers | 490 | 1 | 13 | 8 | 32 | 3 | 100 | 185 | 121 | 25 | 2 |
| 5. Service sales workers | 1,400 | 6 | 236 | 94 | 199 | 35 | 371 | 353 | 91 | 14 | 1 |
| 6. Skilled agricultural, forestry & fishery workers | 295 | 18 | 146 | 34 | 45 | 7 | 28 | 15 | 2 | - | - |
| 7. Craft & related trades workers | 2,604 | 37 | 971 | 327 | 460 | 106 | 402 | 258 | 31 | 4 | 8 |
| 8. Plant & machine operators and assemblers | 678 | 5 | 193 | 96 | 124 | 14 | 150 | 85 | 10 | 1 | - |
| 9. Elementary occupations | 1,103 | 39 | 445 | 124 | 176 | 28 | 167 | 104 | 16 | 1 | 3 |
| 10. Not stated | 83 | 1 | 23 | 8 | 14 | 3 | 12 | 13 | 7 | 2 | - |
| Female | | | | | | | | | | | |
| All occupations | 8,879 | 149 | 1,880 | 942 | 1,341 | 104 | 1,661 | 1,891 | 711 | 195 | 5 |
| 1. Managers | 111 | - | 3 | 2 | 9 | - | 18 | 36 | 20 | 23 | - |
| 2. Professionals | 403 | - | 7 | 5 | 23 | - | 48 | 120 | 102 | 98 | - |
| 3. Technicians & associate professionals | 548 | 6 | 70 | 38 | 45 | 4 | 99 | 169 | 92 | 24 | 1 |
| 4. Clerical support workers | 1,212 | - | 11 | 6 | 47 | 1 | 241 | 555 | 309 | 42 | - |
| 5. Service sales workers | 2,213 | 5 | 262 | 151 | 421 | 44 | 569 | 617 | 139 | 5 | - |
| 6. Skilled agricultural, forestry & fishery workers | 57 | 7 | 27 | 9 | 7 | - | 7 | - | - | - | - |
| 7. Craft & related trades workers | 665 | 4 | 135 | 84 | 125 | 13 | 158 | 131 | 13 | 1 | 1 |
| 8. Plant & machine operators and assemblers | 1,673 | 33 | 603 | 311 | 325 | 15 | 248 | 127 | 10 | 1 | - |
| 9. Elementary occupations | 1,910 | 94 | 738 | 324 | 327 | 26 | 254 | 123 | 21 | - | 3 |
| 10. Not stated | 87 | - | 24 | 12 | 12 | 1 | 19 | 13 | 5 | 1 | - |

Table CU5 - Currently unemployed population (excluding first job seekers) aged 16 years and over by sex, educational attainment and major occupational group of last job

| Country, Island, Occupation (major group) and Sex | Total | Educational attainment | | | | | | | | | |
|---|-------|------------------------|-------------------------------|------------|-----------------|------------------------------|--------------------------------|-------------------------|--------------------------|---------------------------------|------------|
| | | Nil & preprimary | Primary | | Lower Secondary | | Upper Secondary | | | University degree or equivalent | Not stated |
| | | | Std I - VI but not passed CPE | Passed CPE | Forms I - III | Forms I - III pre-vocational | Forms IV - V but not passed SC | Passed SC or equivalent | Passed HSC or equivalent | | |

Island of Rodrigues

Both sexes

| | | | | | | | | | | | |
|---|-----|----|-----|----|-----|----|----|-----|----|---|---|
| All occupations | 687 | 32 | 292 | 49 | 101 | 23 | 57 | 101 | 26 | 6 | - |
| 1. Managers | 7 | - | 1 | - | 1 | 1 | 2 | 2 | - | - | - |
| 2. Professionals | 9 | - | - | - | 2 | - | 1 | 3 | 1 | 2 | - |
| 3. Technicians & associate professionals | 26 | - | 3 | - | - | - | 1 | 11 | 9 | 2 | - |
| 4. Clerical support workers | 15 | - | 1 | - | - | - | 2 | 8 | 3 | 1 | - |
| 5. Service sales workers | 192 | 1 | 53 | 11 | 31 | 8 | 25 | 50 | 12 | 1 | - |
| 6. Skilled agricultural, forestry & fishery workers | 72 | 10 | 51 | 1 | 6 | - | 2 | 2 | - | - | - |
| 7. Craft & related trades workers | 182 | 9 | 87 | 21 | 32 | 8 | 10 | 14 | 1 | - | - |
| 8. Plant & machine operators and assemblers | 43 | 2 | 20 | 5 | 5 | 1 | 6 | 4 | - | - | - |
| 9. Elementary occupations | 138 | 10 | 74 | 11 | 24 | 5 | 7 | 7 | - | - | - |
| 10. Not stated | 3 | - | 2 | - | - | - | 1 | - | - | - | - |

Male

| | | | | | | | | | | | |
|---|-----|----|-----|----|----|----|----|----|---|---|---|
| All occupations | 365 | 14 | 177 | 26 | 55 | 14 | 25 | 43 | 8 | 3 | - |
| 1. Managers | 5 | - | 1 | - | 1 | 1 | 1 | 1 | - | - | - |
| 2. Professionals | 3 | - | - | - | 1 | - | - | 1 | - | 1 | - |
| 3. Technicians & associate professionals | 9 | - | 1 | - | - | - | - | 4 | 2 | 2 | - |
| 4. Clerical support workers | 5 | - | 1 | - | - | - | 2 | 2 | - | - | - |
| 5. Service sales workers | 59 | - | 16 | 4 | 9 | 1 | 10 | 14 | 5 | - | - |
| 6. Skilled agricultural, forestry & fishery workers | 51 | 3 | 40 | 1 | 5 | - | - | 2 | - | - | - |
| 7. Craft & related trades workers | 164 | 7 | 81 | 19 | 29 | 8 | 7 | 12 | 1 | - | - |
| 8. Plant & machine operators and assemblers | 16 | 2 | 7 | - | 2 | - | 2 | 3 | - | - | - |
| 9. Elementary occupations | 51 | 2 | 28 | 2 | 8 | 4 | 3 | 4 | - | - | - |
| 10. Not stated | 2 | - | 2 | - | - | - | - | - | - | - | - |

Female

| | | | | | | | | | | | |
|---|-----|----|-----|----|----|---|----|----|----|---|---|
| All occupations | 322 | 18 | 115 | 23 | 46 | 9 | 32 | 58 | 18 | 3 | - |
| 1. Managers | 2 | - | - | - | - | - | 1 | 1 | - | - | - |
| 2. Professionals | 6 | - | - | - | 1 | - | 1 | 2 | 1 | 1 | - |
| 3. Technicians & associate professionals | 17 | - | 2 | - | - | - | 1 | 7 | 7 | - | - |
| 4. Clerical support workers | 10 | - | - | - | - | - | - | 6 | 3 | 1 | - |
| 5. Service sales workers | 133 | 1 | 37 | 7 | 22 | 7 | 15 | 36 | 7 | 1 | - |
| 6. Skilled agricultural, forestry & fishery workers | 21 | 7 | 11 | - | 1 | - | 2 | - | - | - | - |
| 7. Craft & related trades workers | 18 | 2 | 6 | 2 | 3 | - | 3 | 2 | - | - | - |
| 8. Plant & machine operators and assemblers | 27 | - | 13 | 5 | 3 | 1 | 4 | 1 | - | - | - |
| 9. Elementary occupations | 87 | 8 | 46 | 9 | 16 | 1 | 4 | 3 | - | - | - |
| 10. Not stated | 1 | - | - | - | - | - | 1 | - | - | - | - |

Table CU6 - Currently unemployed population (excluding first job seekers) aged 16 years and over by duration of current unemployment, sector of previous employment, age and sex

| Country, Island, Sector of previous employment, Age (in years) and Sex | Total | Duration of current unemployment (in months) | | | | | | | | | | | | Not stated |
|--|--------|--|-------|-------|-----|-----|-----|--------|---------|---------|---------|---------|-------|---------------|
| | | < 1 | 1 | 2 | 3 | 4 | 5 | 6 - 11 | 12 - 17 | 18 - 23 | 24 - 35 | 36 - 47 | 48 + | |
| Republic of Mauritius | | | | | | | | | | | | | | |
| All sectors | | | | | | | | | | | | | | |
| Both sexes | 17,066 | 157 | 1,474 | 1,282 | 958 | 527 | 478 | 2,323 | 1,949 | 409 | 1,793 | 1,192 | 4,171 | 353 |
| 16 - 19 | 770 | 19 | 130 | 92 | 79 | 43 | 36 | 161 | 80 | 13 | 52 | 18 | 21 | 26 |
| 20 - 24 | 2,755 | 38 | 280 | 261 | 206 | 105 | 101 | 503 | 452 | 75 | 328 | 171 | 178 | 57 |
| 25 - 34 | 5,472 | 41 | 437 | 395 | 315 | 181 | 158 | 779 | 634 | 118 | 621 | 412 | 1,283 | 98 |
| 35 - 44 | 3,963 | 32 | 318 | 272 | 182 | 114 | 79 | 433 | 398 | 105 | 403 | 271 | 1,280 | 76 |
| 45 - 54 | 3,107 | 20 | 247 | 217 | 133 | 65 | 81 | 339 | 289 | 76 | 288 | 225 | 1,054 | 73 |
| 55 - 64 | 932 | 7 | 57 | 44 | 41 | 17 | 22 | 104 | 96 | 19 | 96 | 92 | 316 | 21 |
| 65 + | 67 | - | 5 | 1 | 2 | 2 | 1 | 4 | - | 3 | 5 | 3 | 39 | 2 |
| Male | 7,865 | 102 | 977 | 800 | 582 | 309 | 253 | 1,239 | 858 | 182 | 730 | 453 | 1,173 | 207 |
| 16 - 19 | 383 | 14 | 80 | 47 | 47 | 22 | 19 | 74 | 30 | 3 | 21 | 5 | 6 | 15 |
| 20 - 24 | 1,291 | 24 | 170 | 137 | 121 | 56 | 48 | 256 | 174 | 31 | 134 | 57 | 49 | 34 |
| 25 - 34 | 2,420 | 22 | 286 | 257 | 186 | 106 | 96 | 419 | 285 | 48 | 235 | 140 | 281 | 59 |
| 35 - 44 | 1,619 | 21 | 221 | 178 | 106 | 69 | 36 | 225 | 162 | 44 | 151 | 93 | 271 | 42 |
| 45 - 54 | 1,541 | 14 | 174 | 155 | 91 | 45 | 38 | 191 | 146 | 40 | 128 | 96 | 379 | 44 |
| 55 - 64 | 568 | 7 | 42 | 25 | 30 | 11 | 15 | 71 | 61 | 14 | 58 | 60 | 161 | 13 |
| 65 + | 43 | - | 4 | 1 | 1 | - | 1 | 3 | - | 2 | 3 | 2 | 26 | - |
| Female | 9,201 | 55 | 497 | 482 | 376 | 218 | 225 | 1,084 | 1,091 | 227 | 1,063 | 739 | 2,998 | 146 |
| 16 - 19 | 387 | 5 | 50 | 45 | 32 | 21 | 17 | 87 | 50 | 10 | 31 | 13 | 15 | 11 |
| 20 - 24 | 1,464 | 14 | 110 | 124 | 85 | 49 | 53 | 247 | 278 | 44 | 194 | 114 | 129 | 23 |
| 25 - 34 | 3,052 | 19 | 151 | 138 | 129 | 75 | 62 | 360 | 349 | 70 | 386 | 272 | 1,002 | 39 |
| 35 - 44 | 2,344 | 11 | 97 | 94 | 76 | 45 | 43 | 208 | 236 | 61 | 252 | 178 | 1,009 | 34 |
| 45 - 54 | 1,566 | 6 | 73 | 62 | 42 | 20 | 43 | 148 | 143 | 36 | 160 | 129 | 675 | 29 |
| 55 - 64 | 364 | - | 15 | 19 | 11 | 6 | 7 | 33 | 35 | 5 | 38 | 32 | 155 | 8 |
| 65 + | 24 | - | 1 | - | 1 | 2 | - | 1 | - | 1 | 2 | 1 | 13 | 2 |
| Government and Public enterprises | | | | | | | | | | | | | | |
| Both sexes | 617 | 2 | 20 | 27 | 34 | 10 | 16 | 105 | 66 | 21 | 78 | 59 | 167 | 12 |
| 16 - 19 | 12 | - | 2 | 1 | 1 | - | 1 | 3 | 1 | - | - | 1 | 1 | 1 |
| 20 - 24 | 87 | 2 | 3 | 3 | 6 | 2 | 5 | 28 | 17 | 2 | 11 | 5 | - | 3 |
| 25 - 34 | 178 | - | 5 | 9 | 17 | 3 | 5 | 30 | 19 | 5 | 28 | 20 | 35 | 2 |
| 35 - 44 | 123 | - | 4 | 9 | 3 | 2 | 2 | 16 | 13 | 3 | 22 | 14 | 30 | 5 |
| 45 - 54 | 115 | - | 2 | 4 | 5 | 1 | 3 | 13 | 7 | 4 | 8 | 9 | 59 | - |
| 55 - 64 | 91 | - | 3 | 1 | 2 | 2 | - | 14 | 9 | 7 | 9 | 10 | 33 | 1 |
| 65 + | 11 | - | 1 | - | - | - | - | 1 | - | - | - | - | 9 | - |
| Male | 362 | 1 | 7 | 9 | 21 | 7 | 10 | 53 | 37 | 17 | 39 | 39 | 115 | 7 |
| 16 - 19 | 4 | - | 1 | - | - | - | - | 1 | 1 | - | - | - | - | 1 |
| 20 - 24 | 40 | 1 | - | - | 2 | 2 | 1 | 16 | 6 | 2 | 5 | 3 | - | 2 |
| 25 - 34 | 89 | - | 1 | 4 | 11 | - | 4 | 12 | 11 | 5 | 13 | 11 | 16 | 1 |
| 35 - 44 | 61 | - | 1 | 3 | 2 | 2 | 2 | 6 | 6 | 1 | 10 | 10 | 16 | 2 |
| 45 - 54 | 83 | - | 1 | 2 | 4 | 1 | 3 | 6 | 5 | 4 | 6 | 6 | 45 | - |
| 55 - 64 | 74 | - | 2 | - | 2 | 2 | - | 11 | 8 | 5 | 5 | 9 | 29 | 1 |
| 65 + | 11 | - | 1 | - | - | - | - | 1 | - | - | - | - | 9 | - |
| Female | 255 | 1 | 13 | 18 | 13 | 3 | 6 | 52 | 29 | 4 | 39 | 20 | 52 | 5 |
| 16 - 19 | 8 | - | 1 | 1 | 1 | - | 1 | 2 | - | - | - | 1 | 1 | - |
| 20 - 24 | 47 | 1 | 3 | 3 | 4 | - | 4 | 12 | 11 | - | 6 | 2 | - | 1 |
| 25 - 34 | 89 | - | 4 | 5 | 6 | 3 | 1 | 18 | 8 | - | 15 | 9 | 19 | 1 |
| 35 - 44 | 62 | - | 3 | 6 | 1 | - | - | 10 | 7 | 2 | 12 | 4 | 14 | 3 |
| 45 - 54 | 32 | - | 1 | 2 | 1 | - | - | 7 | 2 | - | 2 | 3 | 14 | - |
| 55 - 64 | 17 | - | 1 | 1 | - | - | - | 3 | 1 | 2 | 4 | 1 | 4 | - |
| 65 + | - | - | - | - | - | - | - | - | - | - | - | - | - | - |

Table CU6 - Currently unemployed population (excluding first job seekers) aged 16 years and over by duration of current unemployment, sector of previous employment, age and sex

| Country, Island, Sector of previous employment, Age (in years) and Sex | Total | Duration of current unemployment (in months) | | | | | | | | | | | | Not stated |
|--|--------|--|-------|-------|-----|-----|-----|--------|---------|---------|---------|---------|-------|---------------|
| | | < 1 | 1 | 2 | 3 | 4 | 5 | 6 - 11 | 12 - 17 | 18 - 23 | 24 - 35 | 36 - 47 | 48 + | |
| Republic of Mauritius | | | | | | | | | | | | | | |
| Export Oriented Enterprises (EOE) | | | | | | | | | | | | | | |
| Both sexes | 2,987 | 6 | 84 | 66 | 76 | 37 | 40 | 203 | 237 | 69 | 293 | 242 | 1,587 | 47 |
| 16 - 19 | 59 | - | 8 | 3 | 2 | 2 | 4 | 15 | 11 | - | 5 | 3 | 4 | 2 |
| 20 - 24 | 259 | 1 | 18 | 10 | 20 | 5 | 4 | 33 | 39 | 11 | 46 | 33 | 34 | 5 |
| 25 - 34 | 895 | 2 | 25 | 25 | 24 | 10 | 13 | 49 | 64 | 30 | 84 | 71 | 486 | 12 |
| 35 - 44 | 921 | 1 | 16 | 16 | 15 | 14 | 9 | 45 | 65 | 14 | 75 | 73 | 564 | 14 |
| 45 - 54 | 697 | 2 | 15 | 9 | 14 | 4 | 8 | 49 | 43 | 14 | 69 | 50 | 409 | 11 |
| 55 - 64 | 150 | - | 2 | 3 | - | 1 | 2 | 12 | 15 | - | 14 | 12 | 87 | 2 |
| 65 + | 6 | - | - | - | 1 | 1 | - | - | - | - | - | - | 3 | 1 |
| Male | 438 | - | 30 | 20 | 32 | 9 | 15 | 49 | 44 | 11 | 56 | 35 | 126 | 11 |
| 16 - 19 | 19 | - | 6 | - | 1 | 1 | 2 | 3 | 2 | - | 1 | 1 | 1 | 1 |
| 20 - 24 | 66 | - | 6 | 3 | 6 | 1 | 2 | 9 | 6 | 2 | 14 | 7 | 7 | 3 |
| 25 - 34 | 142 | - | 9 | 11 | 11 | 3 | 8 | 12 | 14 | 8 | 19 | 14 | 30 | 3 |
| 35 - 44 | 92 | - | 3 | 4 | 6 | 4 | 2 | 6 | 13 | - | 9 | 6 | 38 | 1 |
| 45 - 54 | 97 | - | 6 | 2 | 8 | - | - | 15 | 6 | 1 | 11 | 5 | 42 | 1 |
| 55 - 64 | 22 | - | - | - | - | - | 1 | 4 | 3 | - | 2 | 2 | 8 | 2 |
| 65 + | - | - | - | - | - | - | - | - | - | - | - | - | - | - |
| Female | 2,549 | 6 | 54 | 46 | 44 | 28 | 25 | 154 | 193 | 58 | 237 | 207 | 1,461 | 36 |
| 16 - 19 | 40 | - | 2 | 3 | 1 | 1 | 2 | 12 | 9 | - | 4 | 2 | 3 | 1 |
| 20 - 24 | 193 | 1 | 12 | 7 | 14 | 4 | 2 | 24 | 33 | 9 | 32 | 26 | 27 | 2 |
| 25 - 34 | 753 | 2 | 16 | 14 | 13 | 7 | 5 | 37 | 50 | 22 | 65 | 57 | 456 | 9 |
| 35 - 44 | 829 | 1 | 13 | 12 | 9 | 10 | 7 | 39 | 52 | 14 | 66 | 67 | 526 | 13 |
| 45 - 54 | 600 | 2 | 9 | 7 | 6 | 4 | 8 | 34 | 37 | 13 | 58 | 45 | 367 | 10 |
| 55 - 64 | 128 | - | 2 | 3 | - | 1 | 1 | 8 | 12 | - | 12 | 10 | 79 | - |
| 65 + | 6 | - | - | - | 1 | 1 | - | - | - | - | - | - | 3 | 1 |
| Private Enterprises excluding EOE | | | | | | | | | | | | | | |
| Both sexes | 12,255 | 113 | 1,270 | 1,100 | 780 | 437 | 388 | 1,849 | 1,479 | 289 | 1,280 | 814 | 2,204 | 252 |
| 16 - 19 | 669 | 12 | 117 | 82 | 73 | 40 | 30 | 140 | 66 | 13 | 46 | 14 | 14 | 22 |
| 20 - 24 | 2,297 | 24 | 249 | 240 | 171 | 92 | 92 | 438 | 374 | 61 | 253 | 129 | 132 | 42 |
| 25 - 34 | 4,105 | 35 | 379 | 339 | 259 | 153 | 132 | 648 | 515 | 80 | 468 | 308 | 715 | 74 |
| 35 - 44 | 2,540 | 23 | 274 | 222 | 140 | 89 | 57 | 318 | 262 | 71 | 262 | 160 | 614 | 48 |
| 45 - 54 | 2,000 | 12 | 202 | 183 | 103 | 55 | 58 | 233 | 203 | 50 | 181 | 140 | 529 | 51 |
| 55 - 64 | 600 | 7 | 45 | 33 | 33 | 8 | 18 | 69 | 59 | 12 | 65 | 60 | 177 | 14 |
| 65 + | 44 | - | 4 | 1 | 1 | - | 1 | 3 | - | 2 | 5 | 3 | 23 | 1 |
| Male | 6,773 | 82 | 914 | 735 | 509 | 279 | 219 | 1,095 | 747 | 147 | 605 | 366 | 911 | 164 |
| 16 - 19 | 345 | 9 | 73 | 44 | 45 | 20 | 17 | 70 | 26 | 3 | 19 | 4 | 3 | 12 |
| 20 - 24 | 1,136 | 14 | 162 | 129 | 107 | 50 | 45 | 230 | 155 | 26 | 107 | 47 | 41 | 23 |
| 25 - 34 | 2,119 | 22 | 270 | 233 | 157 | 99 | 82 | 377 | 255 | 34 | 196 | 112 | 234 | 48 |
| 35 - 44 | 1,397 | 19 | 212 | 161 | 94 | 60 | 30 | 203 | 133 | 40 | 126 | 74 | 208 | 37 |
| 45 - 54 | 1,295 | 11 | 158 | 143 | 79 | 43 | 31 | 158 | 129 | 33 | 105 | 81 | 287 | 37 |
| 55 - 64 | 449 | 7 | 36 | 24 | 26 | 7 | 13 | 55 | 49 | 9 | 49 | 46 | 121 | 7 |
| 65 + | 32 | - | 3 | 1 | 1 | - | 1 | 2 | - | 2 | 3 | 2 | 17 | - |
| Female | 5,482 | 31 | 356 | 365 | 271 | 158 | 169 | 754 | 732 | 142 | 675 | 448 | 1,293 | 88 |
| 16 - 19 | 324 | 3 | 44 | 38 | 28 | 20 | 13 | 70 | 40 | 10 | 27 | 10 | 11 | 10 |
| 20 - 24 | 1,161 | 10 | 87 | 111 | 64 | 42 | 47 | 208 | 219 | 35 | 146 | 82 | 91 | 19 |
| 25 - 34 | 1,986 | 13 | 109 | 106 | 102 | 54 | 50 | 271 | 260 | 46 | 272 | 196 | 481 | 26 |
| 35 - 44 | 1,143 | 4 | 62 | 61 | 46 | 29 | 27 | 115 | 129 | 31 | 136 | 86 | 406 | 11 |
| 45 - 54 | 705 | 1 | 44 | 40 | 24 | 12 | 27 | 75 | 74 | 17 | 76 | 59 | 242 | 14 |
| 55 - 64 | 151 | - | 9 | 9 | 7 | 1 | 5 | 14 | 10 | 3 | 16 | 14 | 56 | 7 |
| 65 + | 12 | - | 1 | - | - | - | - | 1 | - | - | 2 | 1 | 6 | 1 |

Table CU6 - Currently unemployed population (excluding first job seekers) aged 16 years and over by duration of current unemployment, sector of previous employment, age and sex

| Country, Island, Sector of previous employment, Age (in years) and Sex | Total | Duration of current unemployment (in months) | | | | | | | | | | | | Not stated |
|--|-------|--|----|----|----|----|----|--------|---------|---------|---------|---------|------|---------------|
| | | < 1 | 1 | 2 | 3 | 4 | 5 | 6 - 11 | 12 - 17 | 18 - 23 | 24 - 35 | 36 - 47 | 48 + | |
| Republic of Mauritius | | | | | | | | | | | | | | |
| Private household services | | | | | | | | | | | | | | |
| Both sexes. | 1,019 | 11 | 94 | 79 | 61 | 39 | 31 | 146 | 142 | 25 | 120 | 69 | 185 | 17 |
| 16 - 19 | 18 | - | 3 | 5 | 2 | 1 | 1 | 2 | 2 | - | - | - | 2 | - |
| 20 - 24 | 69 | 1 | 8 | 7 | 6 | 4 | - | 3 | 14 | 1 | 12 | 4 | 8 | 1 |
| 25 - 34 | 237 | 2 | 27 | 18 | 14 | 13 | 7 | 43 | 27 | 2 | 31 | 9 | 41 | 3 |
| 35 - 44 | 336 | 5 | 22 | 23 | 23 | 9 | 9 | 50 | 52 | 14 | 40 | 22 | 61 | 6 |
| 45 - 54 | 264 | 3 | 27 | 19 | 10 | 5 | 12 | 39 | 34 | 7 | 29 | 24 | 51 | 4 |
| 55 - 64 | 89 | - | 7 | 7 | 6 | 6 | 2 | 9 | 13 | - | 8 | 10 | 18 | 3 |
| 65 + | 6 | - | - | - | - | 1 | - | - | - | 1 | - | - | 4 | - |
| Male. | 196 | 5 | 23 | 29 | 16 | 10 | 7 | 31 | 21 | 5 | 18 | 9 | 16 | 6 |
| 16 - 19 | 7 | - | - | 2 | 1 | 1 | - | - | 1 | - | - | - | 2 | - |
| 20 - 24 | 20 | 1 | 2 | 4 | 3 | 1 | - | - | 3 | 1 | 4 | - | - | 1 |
| 25 - 34 | 41 | - | 5 | 7 | 6 | 2 | 1 | 12 | 2 | - | 3 | 1 | 1 | 1 |
| 35 - 44 | 52 | 2 | 4 | 8 | 4 | 3 | 1 | 8 | 8 | 2 | 4 | 1 | 6 | 1 |
| 45 - 54 | 55 | 2 | 8 | 7 | - | 1 | 4 | 10 | 6 | 2 | 5 | 4 | 5 | 1 |
| 55 - 64 | 21 | - | 4 | 1 | 2 | 2 | 1 | 1 | 1 | - | 2 | 3 | 2 | 2 |
| 65 + | - | - | - | - | - | - | - | - | - | - | - | - | - | - |
| Female. | 823 | 6 | 71 | 50 | 45 | 29 | 24 | 115 | 121 | 20 | 102 | 60 | 169 | 11 |
| 16 - 19 | 11 | - | 3 | 3 | 1 | - | 1 | 2 | 1 | - | - | - | - | - |
| 20 - 24 | 49 | - | 6 | 3 | 3 | 3 | - | 3 | 11 | - | 8 | 4 | 8 | - |
| 25 - 34 | 196 | 2 | 22 | 11 | 8 | 11 | 6 | 31 | 25 | 2 | 28 | 8 | 40 | 2 |
| 35 - 44 | 284 | 3 | 18 | 15 | 19 | 6 | 8 | 42 | 44 | 12 | 36 | 21 | 55 | 5 |
| 45 - 54 | 209 | 1 | 19 | 12 | 10 | 4 | 8 | 29 | 28 | 5 | 24 | 20 | 46 | 3 |
| 55 - 64 | 68 | - | 3 | 6 | 4 | 4 | 1 | 8 | 12 | - | 6 | 7 | 16 | 1 |
| 65 + | 6 | - | - | - | - | 1 | - | - | - | 1 | - | - | 4 | - |
| Other and Not stated | | | | | | | | | | | | | | |
| Both sexes. | 188 | 25 | 6 | 10 | 7 | 4 | 3 | 20 | 25 | 5 | 22 | 8 | 28 | 25 |
| 16 - 19 | 12 | 7 | - | 1 | 1 | - | - | 1 | - | - | 1 | - | - | 1 |
| 20 - 24 | 43 | 10 | 2 | 1 | 3 | 2 | - | 1 | 8 | - | 6 | - | 4 | 6 |
| 25 - 34 | 57 | 2 | 1 | 4 | 1 | 2 | 1 | 9 | 9 | 1 | 10 | 4 | 6 | 7 |
| 35 - 44 | 43 | 3 | 2 | 2 | 1 | - | 2 | 4 | 6 | 3 | 4 | 2 | 11 | 3 |
| 45 - 54 | 31 | 3 | 1 | 2 | 1 | - | - | 5 | 2 | 1 | 1 | 2 | 6 | 7 |
| 55 - 64 | 2 | - | - | - | - | - | - | - | - | - | - | - | 1 | 1 |
| 65 + | - | - | - | - | - | - | - | - | - | - | - | - | - | - |
| Male. | 96 | 14 | 3 | 7 | 4 | 4 | 2 | 11 | 9 | 2 | 12 | 4 | 5 | 19 |
| 16 - 19 | 8 | 5 | - | 1 | - | - | - | - | - | - | 1 | - | - | 1 |
| 20 - 24 | 29 | 8 | - | 1 | 3 | 2 | - | 1 | 4 | - | 4 | - | 1 | 5 |
| 25 - 34 | 29 | - | 1 | 2 | 1 | 2 | 1 | 6 | 3 | 1 | 4 | 2 | - | 6 |
| 35 - 44 | 17 | - | 1 | 2 | - | - | 1 | 2 | 2 | 1 | 2 | 2 | 3 | 1 |
| 45 - 54 | 11 | 1 | 1 | 1 | - | - | - | 2 | - | - | 1 | - | - | 5 |
| 55 - 64 | 2 | - | - | - | - | - | - | - | - | - | - | - | 1 | 1 |
| 65 + | - | - | - | - | - | - | - | - | - | - | - | - | - | - |
| Female. | 92 | 11 | 3 | 3 | 3 | - | 1 | 9 | 16 | 3 | 10 | 4 | 23 | 6 |
| 16 - 19 | 4 | 2 | - | - | 1 | - | - | 1 | - | - | - | - | - | - |
| 20 - 24 | 14 | 2 | 2 | - | - | - | - | - | 4 | - | 2 | - | 3 | 1 |
| 25 - 34 | 28 | 2 | - | 2 | - | - | - | 3 | 6 | - | 6 | 2 | 6 | 1 |
| 35 - 44 | 26 | 3 | 1 | - | 1 | - | 1 | 2 | 4 | 2 | 2 | - | 8 | 2 |
| 45 - 54 | 20 | 2 | - | 1 | 1 | - | - | 3 | 2 | 1 | - | 2 | 6 | 2 |
| 55 - 64 | - | - | - | - | - | - | - | - | - | - | - | - | - | - |
| 65 + | - | - | - | - | - | - | - | - | - | - | - | - | - | - |

Table CU6 - Currently unemployed population (excluding first job seekers) aged 16 years and over by duration of current unemployment, sector of previous employment, age and sex

| Country, Island, Sector of previous employment, Age (in years) and Sex | Total | Duration of current unemployment (in months) | | | | | | | | | | | | Not stated |
|--|--------|--|-------|-------|-----|-----|-----|--------|---------|---------|---------|---------|-------|---------------|
| | | < 1 | 1 | 2 | 3 | 4 | 5 | 6 - 11 | 12 - 17 | 18 - 23 | 24 - 35 | 36 - 47 | 48 + | |
| Island of Mauritius | | | | | | | | | | | | | | |
| All sectors | | | | | | | | | | | | | | |
| Both sexes | 16,379 | 148 | 1,398 | 1,225 | 904 | 494 | 462 | 2,217 | 1,866 | 395 | 1,719 | 1,150 | 4,054 | 347 |
| 16 - 19 | 733 | 17 | 120 | 87 | 76 | 43 | 36 | 156 | 76 | 12 | 48 | 17 | 20 | 25 |
| 20 - 24 | 2,619 | 36 | 267 | 256 | 197 | 98 | 93 | 475 | 425 | 71 | 313 | 165 | 167 | 56 |
| 25 - 34 | 5,189 | 39 | 409 | 373 | 293 | 164 | 155 | 732 | 604 | 115 | 593 | 392 | 1,224 | 96 |
| 35 - 44 | 3,806 | 31 | 301 | 253 | 170 | 111 | 76 | 416 | 383 | 102 | 384 | 261 | 1,244 | 74 |
| 45 - 54 | 3,055 | 18 | 241 | 212 | 126 | 61 | 79 | 334 | 284 | 73 | 284 | 222 | 1,048 | 73 |
| 55 - 64 | 913 | 7 | 55 | 43 | 40 | 15 | 22 | 101 | 94 | 19 | 93 | 90 | 313 | 21 |
| 65 + | 64 | - | 5 | 1 | 2 | 2 | 1 | 3 | - | 3 | 4 | 3 | 38 | 2 |
| Male | 7,500 | 96 | 920 | 760 | 550 | 285 | 246 | 1,175 | 814 | 175 | 702 | 438 | 1,135 | 204 |
| 16 - 19 | 363 | 12 | 76 | 45 | 45 | 22 | 19 | 70 | 27 | 3 | 19 | 5 | 5 | 15 |
| 20 - 24 | 1,225 | 22 | 162 | 135 | 115 | 50 | 47 | 240 | 163 | 29 | 129 | 55 | 44 | 34 |
| 25 - 34 | 2,275 | 22 | 262 | 241 | 172 | 93 | 94 | 391 | 269 | 46 | 224 | 135 | 269 | 57 |
| 35 - 44 | 1,526 | 20 | 207 | 162 | 99 | 68 | 33 | 214 | 153 | 42 | 143 | 88 | 256 | 41 |
| 45 - 54 | 1,510 | 13 | 169 | 151 | 88 | 42 | 37 | 187 | 142 | 39 | 127 | 94 | 377 | 44 |
| 55 - 64 | 559 | 7 | 40 | 25 | 30 | 10 | 15 | 70 | 60 | 14 | 57 | 59 | 159 | 13 |
| 65 + | 42 | - | 4 | 1 | 1 | - | 1 | 3 | - | 2 | 3 | 2 | 25 | - |
| Female | 8,879 | 52 | 478 | 465 | 354 | 209 | 216 | 1,042 | 1,052 | 220 | 1,017 | 712 | 2,919 | 143 |
| 16 - 19 | 370 | 5 | 44 | 42 | 31 | 21 | 17 | 86 | 49 | 9 | 29 | 12 | 15 | 10 |
| 20 - 24 | 1,394 | 14 | 105 | 121 | 82 | 48 | 46 | 235 | 262 | 42 | 184 | 110 | 123 | 22 |
| 25 - 34 | 2,914 | 17 | 147 | 132 | 121 | 71 | 61 | 341 | 335 | 69 | 369 | 257 | 955 | 39 |
| 35 - 44 | 2,280 | 11 | 94 | 91 | 71 | 43 | 43 | 202 | 230 | 60 | 241 | 173 | 988 | 33 |
| 45 - 54 | 1,545 | 5 | 72 | 61 | 38 | 19 | 42 | 147 | 142 | 34 | 157 | 128 | 671 | 29 |
| 55 - 64 | 354 | - | 15 | 18 | 10 | 5 | 7 | 31 | 34 | 5 | 36 | 31 | 154 | 8 |
| 65 + | 22 | - | 1 | - | 1 | 2 | - | - | - | 1 | 1 | 1 | 13 | 2 |
| Government and Public enterprises | | | | | | | | | | | | | | |
| Both sexes | 599 | 2 | 19 | 24 | 33 | 8 | 14 | 104 | 64 | 21 | 77 | 57 | 164 | 12 |
| 16 - 19 | 12 | - | 2 | 1 | 1 | - | 1 | 3 | 1 | - | - | 1 | 1 | 1 |
| 20 - 24 | 85 | 2 | 3 | 3 | 6 | 2 | 4 | 28 | 16 | 2 | 11 | 5 | - | 3 |
| 25 - 34 | 169 | - | 5 | 8 | 16 | 2 | 4 | 30 | 18 | 5 | 27 | 18 | 34 | 2 |
| 35 - 44 | 119 | - | 3 | 8 | 3 | 2 | 2 | 16 | 13 | 3 | 22 | 14 | 28 | 5 |
| 45 - 54 | 114 | - | 2 | 3 | 5 | 1 | 3 | 13 | 7 | 4 | 8 | 9 | 59 | - |
| 55 - 64 | 89 | - | 3 | 1 | 2 | 1 | - | 13 | 9 | 7 | 9 | 10 | 33 | 1 |
| 65 + | 11 | - | 1 | - | - | - | - | 1 | - | - | - | - | 9 | - |
| Male | 353 | 1 | 7 | 6 | 20 | 6 | 9 | 53 | 35 | 17 | 39 | 38 | 115 | 7 |
| 16 - 19 | 4 | - | 1 | - | - | - | - | 1 | 1 | - | - | - | - | 1 |
| 20 - 24 | 39 | 1 | - | - | 2 | 2 | 1 | 16 | 5 | 2 | 5 | 3 | - | 2 |
| 25 - 34 | 84 | - | 1 | 3 | 10 | - | 3 | 12 | 10 | 5 | 13 | 10 | 16 | 1 |
| 35 - 44 | 60 | - | 1 | 2 | 2 | 2 | 2 | 6 | 6 | 1 | 10 | 10 | 16 | 2 |
| 45 - 54 | 82 | - | 1 | 1 | 4 | 1 | 3 | 6 | 5 | 4 | 6 | 6 | 45 | - |
| 55 - 64 | 73 | - | 2 | - | 2 | 1 | - | 11 | 8 | 5 | 5 | 9 | 29 | 1 |
| 65 + | 11 | - | 1 | - | - | - | - | 1 | - | - | - | - | 9 | - |
| Female | 246 | 1 | 12 | 18 | 13 | 2 | 5 | 51 | 29 | 4 | 38 | 19 | 49 | 5 |
| 16 - 19 | 8 | - | 1 | 1 | 1 | - | 1 | 2 | - | - | - | 1 | 1 | - |
| 20 - 24 | 46 | 1 | 3 | 3 | 4 | - | 3 | 12 | 11 | - | 6 | 2 | - | 1 |
| 25 - 34 | 85 | - | 4 | 5 | 6 | 2 | 1 | 18 | 8 | - | 14 | 8 | 18 | 1 |
| 35 - 44 | 59 | - | 2 | 6 | 1 | - | - | 10 | 7 | 2 | 12 | 4 | 12 | 3 |
| 45 - 54 | 32 | - | 1 | 2 | 1 | - | - | 7 | 2 | - | 2 | 3 | 14 | - |
| 55 - 64 | 16 | - | 1 | 1 | - | - | - | 2 | 1 | 2 | 4 | 1 | 4 | - |
| 65 + | - | - | - | - | - | - | - | - | - | - | - | - | - | - |

Table CU6 - Currently unemployed population (excluding first job seekers) aged 16 years and over by duration of current unemployment, sector of previous employment, age and sex

| Country, Island, Sector of previous employment, Age (in years) and Sex | Total | Duration of current unemployment (in months) | | | | | | | | | | | | Not stated |
|--|--------|--|-------|-------|-----|-----|-----|--------|---------|---------|---------|---------|-------|---------------|
| | | < 1 | 1 | 2 | 3 | 4 | 5 | 6 - 11 | 12 - 17 | 18 - 23 | 24 - 35 | 36 - 47 | 48 + | |
| Island of Mauritius | | | | | | | | | | | | | | |
| Export Oriented Enterprises (EOE) | | | | | | | | | | | | | | |
| Both sexes. | 2,950 | 5 | 83 | 66 | 75 | 35 | 39 | 200 | 232 | 69 | 290 | 242 | 1,567 | 47 |
| 16 - 19 | 58 | - | 8 | 3 | 2 | 2 | 4 | 15 | 11 | - | 5 | 3 | 3 | 2 |
| 20 - 24 | 254 | 1 | 18 | 10 | 20 | 5 | 3 | 32 | 37 | 11 | 45 | 33 | 34 | 5 |
| 25 - 34 | 876 | 2 | 24 | 25 | 23 | 8 | 13 | 48 | 61 | 30 | 83 | 71 | 476 | 12 |
| 35 - 44 | 913 | 1 | 16 | 16 | 15 | 14 | 9 | 44 | 65 | 14 | 74 | 73 | 558 | 14 |
| 45 - 54 | 693 | 1 | 15 | 9 | 14 | 4 | 8 | 49 | 43 | 14 | 69 | 50 | 406 | 11 |
| 55 - 64 | 150 | - | 2 | 3 | - | 1 | 2 | 12 | 15 | - | 14 | 12 | 87 | 2 |
| 65 + | 6 | - | - | - | 1 | 1 | - | - | - | - | - | - | 3 | 1 |
| Male. | 434 | - | 30 | 20 | 32 | 8 | 15 | 49 | 43 | 11 | 55 | 35 | 125 | 11 |
| 16 - 19 | 18 | - | 6 | - | 1 | 1 | 2 | 3 | 2 | - | 1 | 1 | - | 1 |
| 20 - 24 | 65 | - | 6 | 3 | 6 | 1 | 2 | 9 | 6 | 2 | 13 | 7 | 7 | 3 |
| 25 - 34 | 140 | - | 9 | 11 | 11 | 2 | 8 | 12 | 13 | 8 | 19 | 14 | 30 | 3 |
| 35 - 44 | 92 | - | 3 | 4 | 6 | 4 | 2 | 6 | 13 | - | 9 | 6 | 38 | 1 |
| 45 - 54 | 97 | - | 6 | 2 | 8 | - | - | 15 | 6 | 1 | 11 | 5 | 42 | 1 |
| 55 - 64 | 22 | - | - | - | - | - | 1 | 4 | 3 | - | 2 | 2 | 8 | 2 |
| 65 + | - | - | - | - | - | - | - | - | - | - | - | - | - | - |
| Female. | 2,516 | 5 | 53 | 46 | 43 | 27 | 24 | 151 | 189 | 58 | 235 | 207 | 1,442 | 36 |
| 16 - 19 | 40 | - | 2 | 3 | 1 | 1 | 2 | 12 | 9 | - | 4 | 2 | 3 | 1 |
| 20 - 24 | 189 | 1 | 12 | 7 | 14 | 4 | 1 | 23 | 31 | 9 | 32 | 26 | 27 | 2 |
| 25 - 34 | 736 | 2 | 15 | 14 | 12 | 6 | 5 | 36 | 48 | 22 | 64 | 57 | 446 | 9 |
| 35 - 44 | 821 | 1 | 13 | 12 | 9 | 10 | 7 | 38 | 52 | 14 | 65 | 67 | 520 | 13 |
| 45 - 54 | 596 | 1 | 9 | 7 | 6 | 4 | 8 | 34 | 37 | 13 | 58 | 45 | 364 | 10 |
| 55 - 64 | 128 | - | 2 | 3 | - | 1 | 1 | 8 | 12 | - | 12 | 10 | 79 | - |
| 65 + | 6 | - | - | - | 1 | 1 | - | - | - | - | - | - | 3 | 1 |
| Private Enterprises excluding EOE | | | | | | | | | | | | | | |
| Both sexes. | 11,700 | 106 | 1,202 | 1,054 | 734 | 411 | 377 | 1,755 | 1,415 | 278 | 1,220 | 776 | 2,126 | 246 |
| 16 - 19 | 634 | 10 | 108 | 77 | 70 | 40 | 30 | 135 | 62 | 12 | 42 | 13 | 14 | 21 |
| 20 - 24 | 2,175 | 22 | 237 | 235 | 162 | 86 | 86 | 411 | 353 | 57 | 240 | 123 | 122 | 41 |
| 25 - 34 | 3,879 | 34 | 353 | 322 | 240 | 140 | 130 | 607 | 491 | 78 | 445 | 291 | 676 | 72 |
| 35 - 44 | 2,422 | 22 | 260 | 206 | 131 | 86 | 54 | 304 | 253 | 69 | 249 | 151 | 591 | 46 |
| 45 - 54 | 1,960 | 11 | 196 | 180 | 98 | 51 | 58 | 228 | 198 | 48 | 178 | 137 | 526 | 51 |
| 55 - 64 | 589 | 7 | 44 | 33 | 32 | 8 | 18 | 68 | 58 | 12 | 62 | 58 | 175 | 14 |
| 65 + | 41 | - | 4 | 1 | 1 | - | 1 | 2 | - | 2 | 4 | 3 | 22 | 1 |
| Male. | 6,440 | 76 | 860 | 704 | 480 | 257 | 214 | 1,034 | 708 | 140 | 579 | 352 | 875 | 161 |
| 16 - 19 | 326 | 7 | 69 | 42 | 43 | 20 | 17 | 66 | 23 | 3 | 17 | 4 | 3 | 12 |
| 20 - 24 | 1,072 | 12 | 154 | 127 | 101 | 44 | 44 | 214 | 145 | 24 | 103 | 45 | 36 | 23 |
| 25 - 34 | 1,990 | 22 | 247 | 222 | 145 | 87 | 81 | 352 | 241 | 32 | 185 | 108 | 222 | 46 |
| 35 - 44 | 1,312 | 18 | 199 | 147 | 88 | 59 | 27 | 192 | 126 | 38 | 119 | 69 | 194 | 36 |
| 45 - 54 | 1,267 | 10 | 153 | 141 | 76 | 40 | 31 | 154 | 125 | 32 | 104 | 79 | 285 | 37 |
| 55 - 64 | 442 | 7 | 35 | 24 | 26 | 7 | 13 | 54 | 48 | 9 | 48 | 45 | 119 | 7 |
| 65 + | 31 | - | 3 | 1 | 1 | - | 1 | 2 | - | 2 | 3 | 2 | 16 | - |
| Female. | 5,260 | 30 | 342 | 350 | 254 | 154 | 163 | 721 | 707 | 138 | 641 | 424 | 1,251 | 85 |
| 16 - 19 | 308 | 3 | 39 | 35 | 27 | 20 | 13 | 69 | 39 | 9 | 25 | 9 | 11 | 9 |
| 20 - 24 | 1,103 | 10 | 83 | 108 | 61 | 42 | 42 | 197 | 208 | 33 | 137 | 78 | 86 | 18 |
| 25 - 34 | 1,889 | 12 | 106 | 100 | 95 | 53 | 49 | 255 | 250 | 46 | 260 | 183 | 454 | 26 |
| 35 - 44 | 1,110 | 4 | 61 | 59 | 43 | 27 | 27 | 112 | 127 | 31 | 130 | 82 | 397 | 10 |
| 45 - 54 | 693 | 1 | 43 | 39 | 22 | 11 | 27 | 74 | 73 | 16 | 74 | 58 | 241 | 14 |
| 55 - 64 | 147 | - | 9 | 9 | 6 | 1 | 5 | 14 | 10 | 3 | 14 | 13 | 56 | 7 |
| 65 + | 10 | - | 1 | - | - | - | - | - | - | - | 1 | 1 | 6 | 1 |

Table CU6 - Currently unemployed population (excluding first job seekers) aged 16 years and over by duration of current unemployment, sector of previous employment, age and sex

| Country, Island, Sector of previous employment, Age (in years) and Sex | Total | Duration of current unemployment (in months) | | | | | | | | | | | | Not stated |
|--|-------|--|----|----|----|----|----|--------|---------|---------|---------|---------|------|---------------|
| | | < 1 | 1 | 2 | 3 | 4 | 5 | 6 - 11 | 12 - 17 | 18 - 23 | 24 - 35 | 36 - 47 | 48 + | |
| Island of Mauritius | | | | | | | | | | | | | | |
| Private household services | | | | | | | | | | | | | | |
| Both sexes | 945 | 10 | 88 | 71 | 56 | 36 | 29 | 139 | 131 | 22 | 110 | 67 | 169 | 17 |
| 16 - 19 | 17 | - | 2 | 5 | 2 | 1 | 1 | 2 | 2 | - | - | - | 2 | - |
| 20 - 24 | 62 | 1 | 7 | 7 | 6 | 3 | - | 3 | 11 | 1 | 11 | 4 | 7 | 1 |
| 25 - 34 | 209 | 1 | 26 | 14 | 13 | 12 | 7 | 39 | 25 | 1 | 28 | 8 | 32 | 3 |
| 35 - 44 | 311 | 5 | 20 | 21 | 21 | 9 | 9 | 48 | 47 | 13 | 35 | 21 | 56 | 6 |
| 45 - 54 | 257 | 3 | 27 | 18 | 8 | 5 | 10 | 39 | 34 | 6 | 28 | 24 | 51 | 4 |
| 55 - 64 | 83 | - | 6 | 6 | 6 | 5 | 2 | 8 | 12 | - | 8 | 10 | 17 | 3 |
| 65 + | 6 | - | - | - | - | 1 | - | - | - | 1 | - | - | 4 | - |
| Male | 179 | 5 | 20 | 23 | 14 | 10 | 6 | 29 | 20 | 5 | 17 | 9 | 15 | 6 |
| 16 - 19 | 7 | - | - | 2 | 1 | 1 | - | - | 1 | - | - | - | 2 | - |
| 20 - 24 | 20 | 1 | 2 | 4 | 3 | 1 | - | - | 3 | 1 | 4 | - | - | 1 |
| 25 - 34 | 33 | - | 4 | 3 | 5 | 2 | 1 | 10 | 2 | - | 3 | 1 | 1 | 1 |
| 35 - 44 | 46 | 2 | 3 | 7 | 3 | 3 | 1 | 8 | 7 | 2 | 3 | 1 | 5 | 1 |
| 45 - 54 | 53 | 2 | 8 | 6 | - | 1 | 3 | 10 | 6 | 2 | 5 | 4 | 5 | 1 |
| 55 - 64 | 20 | - | 3 | 1 | 2 | 2 | 1 | 1 | 1 | - | 2 | 3 | 2 | 2 |
| 65 + | - | - | - | - | - | - | - | - | - | - | - | - | - | - |
| Female | 766 | 5 | 68 | 48 | 42 | 26 | 23 | 110 | 111 | 17 | 93 | 58 | 154 | 11 |
| 16 - 19 | 10 | - | 2 | 3 | 1 | - | 1 | 2 | 1 | - | - | - | - | - |
| 20 - 24 | 42 | - | 5 | 3 | 3 | 2 | - | 3 | 8 | - | 7 | 4 | 7 | - |
| 25 - 34 | 176 | 1 | 22 | 11 | 8 | 10 | 6 | 29 | 23 | 1 | 25 | 7 | 31 | 2 |
| 35 - 44 | 265 | 3 | 17 | 14 | 18 | 6 | 8 | 40 | 40 | 11 | 32 | 20 | 51 | 5 |
| 45 - 54 | 204 | 1 | 19 | 12 | 8 | 4 | 7 | 29 | 28 | 4 | 23 | 20 | 46 | 3 |
| 55 - 64 | 63 | - | 3 | 5 | 4 | 3 | 1 | 7 | 11 | - | 6 | 7 | 15 | 1 |
| 65 + | 6 | - | - | - | - | 1 | - | - | - | 1 | - | - | 4 | - |
| Other and Not stated | | | | | | | | | | | | | | |
| Both sexes | 185 | 25 | 6 | 10 | 6 | 4 | 3 | 19 | 24 | 5 | 22 | 8 | 28 | 25 |
| 16 - 19 | 12 | 7 | - | 1 | 1 | - | - | 1 | - | - | 1 | - | - | 1 |
| 20 - 24 | 43 | 10 | 2 | 1 | 3 | 2 | - | 1 | 8 | - | 6 | - | 4 | 6 |
| 25 - 34 | 56 | 2 | 1 | 4 | 1 | 2 | 1 | 8 | 9 | 1 | 10 | 4 | 6 | 7 |
| 35 - 44 | 41 | 3 | 2 | 2 | - | - | 2 | 4 | 5 | 3 | 4 | 2 | 11 | 3 |
| 45 - 54 | 31 | 3 | 1 | 2 | 1 | - | - | 5 | 2 | 1 | 1 | 2 | 6 | 7 |
| 55 - 64 | 2 | - | - | - | - | - | - | - | - | - | - | - | 1 | 1 |
| 65 + | - | - | - | - | - | - | - | - | - | - | - | - | - | - |
| Male | 94 | 14 | 3 | 7 | 4 | 4 | 2 | 10 | 8 | 2 | 12 | 4 | 5 | 19 |
| 16 - 19 | 8 | 5 | - | 1 | - | - | - | - | - | - | 1 | - | - | 1 |
| 20 - 24 | 29 | 8 | - | 1 | 3 | 2 | - | 1 | 4 | - | 4 | - | 1 | 5 |
| 25 - 34 | 28 | - | 1 | 2 | 1 | 2 | 1 | 5 | 3 | 1 | 4 | 2 | - | 6 |
| 35 - 44 | 16 | - | 1 | 2 | - | - | 1 | 2 | 1 | 1 | 2 | 2 | 3 | 1 |
| 45 - 54 | 11 | 1 | 1 | 1 | - | - | - | 2 | - | - | 1 | - | - | 5 |
| 55 - 64 | 2 | - | - | - | - | - | - | - | - | - | - | - | 1 | 1 |
| 65 + | - | - | - | - | - | - | - | - | - | - | - | - | - | - |
| Female | 91 | 11 | 3 | 3 | 2 | - | 1 | 9 | 16 | 3 | 10 | 4 | 23 | 6 |
| 16 - 19 | 4 | 2 | - | - | 1 | - | - | 1 | - | - | - | - | - | - |
| 20 - 24 | 14 | 2 | 2 | - | - | - | - | - | 4 | - | 2 | - | 3 | 1 |
| 25 - 34 | 28 | 2 | - | 2 | - | - | - | 3 | 6 | - | 6 | 2 | 6 | 1 |
| 35 - 44 | 25 | 3 | 1 | - | - | - | 1 | 2 | 4 | 2 | 2 | - | 8 | 2 |
| 45 - 54 | 20 | 2 | - | 1 | 1 | - | - | 3 | 2 | 1 | - | 2 | 6 | 2 |
| 55 - 64 | - | - | - | - | - | - | - | - | - | - | - | - | - | - |
| 65 + | - | - | - | - | - | - | - | - | - | - | - | - | - | - |

Table CU6 - Currently unemployed population (excluding first job seekers) aged 16 years and over by duration of current unemployment, sector of previous employment, age and sex

| Country, Island, Sector of previous employment, Age (in years) and Sex | Total | Duration of current unemployment (in months) | | | | | | | | | | | | Not stated |
|--|-------|--|----|----|----|----|----|--------|---------|---------|---------|---------|------|---------------|
| | | < 1 | 1 | 2 | 3 | 4 | 5 | 6 - 11 | 12 - 17 | 18 - 23 | 24 - 35 | 36 - 47 | 48 + | |
| Island of Rodrigues | | | | | | | | | | | | | | |
| All sectors | | | | | | | | | | | | | | |
| Both sexes | 687 | 9 | 76 | 57 | 54 | 33 | 16 | 106 | 83 | 14 | 74 | 42 | 117 | 6 |
| 16 - 19 | 37 | 2 | 10 | 5 | 3 | - | - | 5 | 4 | 1 | 4 | 1 | 1 | 1 |
| 20 - 24 | 136 | 2 | 13 | 5 | 9 | 7 | 8 | 28 | 27 | 4 | 15 | 6 | 11 | 1 |
| 25 - 34 | 283 | 2 | 28 | 22 | 22 | 17 | 3 | 47 | 30 | 3 | 28 | 20 | 59 | 2 |
| 35 - 44 | 157 | 1 | 17 | 19 | 12 | 3 | 3 | 17 | 15 | 3 | 19 | 10 | 36 | 2 |
| 45 - 54 | 52 | 2 | 6 | 5 | 7 | 4 | 2 | 5 | 5 | 3 | 4 | 3 | 6 | - |
| 55 - 64 | 19 | - | 2 | 1 | 1 | 2 | - | 3 | 2 | - | 3 | 3 | 3 | - |
| 65 + | 3 | - | - | - | - | - | - | 1 | - | - | 1 | - | 1 | - |
| Male | 365 | 6 | 57 | 40 | 32 | 24 | 7 | 64 | 44 | 7 | 28 | 15 | 38 | 3 |
| 16 - 19 | 20 | 2 | 4 | 2 | 2 | - | - | 4 | 3 | - | 2 | - | 1 | - |
| 20 - 24 | 66 | 2 | 8 | 2 | 6 | 1 | 1 | 16 | 11 | 2 | 5 | 2 | 5 | - |
| 25 - 34 | 145 | - | 24 | 16 | 14 | 13 | 2 | 28 | 16 | 2 | 11 | 5 | 12 | 2 |
| 35 - 44 | 93 | 1 | 14 | 16 | 7 | 1 | 3 | 11 | 9 | 2 | 8 | 5 | 15 | 1 |
| 45 - 54 | 31 | 1 | 5 | 4 | 3 | 3 | 1 | 4 | 4 | 1 | 1 | 2 | 2 | - |
| 55 - 64 | 9 | - | 2 | - | - | 1 | - | 1 | 1 | - | 1 | 1 | 2 | - |
| 65 + | 1 | - | - | - | - | - | - | - | - | - | - | - | 1 | - |
| Female | 322 | 3 | 19 | 17 | 22 | 9 | 9 | 42 | 39 | 7 | 46 | 27 | 79 | 3 |
| 16 - 19 | 17 | - | 6 | 3 | 1 | - | - | 1 | 1 | 1 | 2 | 1 | - | 1 |
| 20 - 24 | 70 | - | 5 | 3 | 3 | 1 | 7 | 12 | 16 | 2 | 10 | 4 | 6 | 1 |
| 25 - 34 | 138 | 2 | 4 | 6 | 8 | 4 | 1 | 19 | 14 | 1 | 17 | 15 | 47 | - |
| 35 - 44 | 64 | - | 3 | 3 | 5 | 2 | - | 6 | 6 | 1 | 11 | 5 | 21 | 1 |
| 45 - 54 | 21 | 1 | 1 | 1 | 4 | 1 | 1 | 1 | 1 | 2 | 3 | 1 | 4 | - |
| 55 - 64 | 10 | - | - | 1 | 1 | 1 | - | 2 | 1 | - | 2 | 1 | 1 | - |
| 65 + | 2 | - | - | - | - | - | - | 1 | - | - | 1 | - | - | - |
| Government and Public enterprises | | | | | | | | | | | | | | |
| Both sexes | 18 | - | 1 | 3 | 1 | 2 | 2 | 1 | 2 | - | 1 | 2 | 3 | - |
| 16 - 19 | - | - | - | - | - | - | - | - | - | - | - | - | - | - |
| 20 - 24 | 2 | - | - | - | - | - | 1 | - | 1 | - | - | - | - | - |
| 25 - 34 | 9 | - | - | 1 | 1 | 1 | 1 | - | 1 | - | 1 | 2 | 1 | - |
| 35 - 44 | 4 | - | 1 | 1 | - | - | - | - | - | - | - | - | 2 | - |
| 45 - 54 | 1 | - | - | 1 | - | - | - | - | - | - | - | - | - | - |
| 55 - 64 | 2 | - | - | - | - | 1 | - | 1 | - | - | - | - | - | - |
| 65 + | - | - | - | - | - | - | - | - | - | - | - | - | - | - |
| Male | 9 | - | - | 3 | 1 | 1 | 1 | - | 2 | - | - | 1 | - | - |
| 16 - 19 | - | - | - | - | - | - | - | - | - | - | - | - | - | - |
| 20 - 24 | 1 | - | - | - | - | - | - | - | 1 | - | - | - | - | - |
| 25 - 34 | 5 | - | - | 1 | 1 | - | 1 | - | 1 | - | - | 1 | - | - |
| 35 - 44 | 1 | - | - | 1 | - | - | - | - | - | - | - | - | - | - |
| 45 - 54 | 1 | - | - | 1 | - | - | - | - | - | - | - | - | - | - |
| 55 - 64 | 1 | - | - | - | - | 1 | - | - | - | - | - | - | - | - |
| 65 + | - | - | - | - | - | - | - | - | - | - | - | - | - | - |
| Female | 9 | - | 1 | - | - | 1 | 1 | 1 | - | - | 1 | 1 | 3 | - |
| 16 - 19 | - | - | - | - | - | - | - | - | - | - | - | - | - | - |
| 20 - 24 | 1 | - | - | - | - | - | 1 | - | - | - | - | - | - | - |
| 25 - 34 | 4 | - | - | - | - | 1 | - | - | - | - | 1 | 1 | 1 | - |
| 35 - 44 | 3 | - | 1 | - | - | - | - | - | - | - | - | - | 2 | - |
| 45 - 54 | - | - | - | - | - | - | - | - | - | - | - | - | - | - |
| 55 - 64 | 1 | - | - | - | - | - | - | 1 | - | - | - | - | - | - |
| 65 + | - | - | - | - | - | - | - | - | - | - | - | - | - | - |

Table CU6 - Currently unemployed population (excluding first job seekers) aged 16 years and over by duration of current unemployment, sector of previous employment, age and sex

| Country, Island, Sector of previous employment, Age (in years) and Sex | Total | Duration of current unemployment (in months) | | | | | | | | | | | | Not stated |
|--|-------|--|----|----|----|----|----|--------|---------|---------|---------|---------|------|---------------|
| | | < 1 | 1 | 2 | 3 | 4 | 5 | 6 - 11 | 12 - 17 | 18 - 23 | 24 - 35 | 36 - 47 | 48 + | |
| Island of Rodrigues | | | | | | | | | | | | | | |
| Export Oriented Enterprises (EOE) | | | | | | | | | | | | | | |
| Both sexes. | 37 | 1 | 1 | - | 1 | 2 | 1 | 3 | 5 | - | 3 | - | 20 | - |
| 16 - 19 | 1 | - | - | - | - | - | - | - | - | - | - | - | 1 | - |
| 20 - 24 | 5 | - | - | - | - | - | 1 | 1 | 2 | - | 1 | - | - | - |
| 25 - 34 | 19 | - | 1 | - | 1 | 2 | - | 1 | 3 | - | 1 | - | 10 | - |
| 35 - 44 | 8 | - | - | - | - | - | - | 1 | - | - | 1 | - | 6 | - |
| 45 - 54 | 4 | 1 | - | - | - | - | - | - | - | - | - | - | 3 | - |
| 55 - 64 | - | - | - | - | - | - | - | - | - | - | - | - | - | - |
| 65 + | - | - | - | - | - | - | - | - | - | - | - | - | - | - |
| Male. | 4 | - | - | - | - | 1 | - | - | 1 | - | 1 | - | 1 | - |
| 16 - 19 | 1 | - | - | - | - | - | - | - | - | - | - | - | 1 | - |
| 20 - 24 | 1 | - | - | - | - | - | - | - | - | - | 1 | - | - | - |
| 25 - 34 | 2 | - | - | - | - | 1 | - | - | 1 | - | - | - | - | - |
| 35 - 44 | - | - | - | - | - | - | - | - | - | - | - | - | - | - |
| 45 - 54 | - | - | - | - | - | - | - | - | - | - | - | - | - | - |
| 55 - 64 | - | - | - | - | - | - | - | - | - | - | - | - | - | - |
| 65 + | - | - | - | - | - | - | - | - | - | - | - | - | - | - |
| Female. | 33 | 1 | 1 | - | 1 | 1 | 1 | 3 | 4 | - | 2 | - | 19 | - |
| 16 - 19 | - | - | - | - | - | - | - | - | - | - | - | - | - | - |
| 20 - 24 | 4 | - | - | - | - | - | 1 | 1 | 2 | - | - | - | - | - |
| 25 - 34 | 17 | - | 1 | - | 1 | 1 | - | 1 | 2 | - | 1 | - | 10 | - |
| 35 - 44 | 8 | - | - | - | - | - | - | 1 | - | - | 1 | - | 6 | - |
| 45 - 54 | 4 | 1 | - | - | - | - | - | - | - | - | - | - | 3 | - |
| 55 - 64 | - | - | - | - | - | - | - | - | - | - | - | - | - | - |
| 65 + | - | - | - | - | - | - | - | - | - | - | - | - | - | - |
| Private Enterprises excluding EOE | | | | | | | | | | | | | | |
| Both sexes. | 555 | 7 | 68 | 46 | 46 | 26 | 11 | 94 | 64 | 11 | 60 | 38 | 78 | 6 |
| 16 - 19 | 35 | 2 | 9 | 5 | 3 | - | - | 5 | 4 | 1 | 4 | 1 | - | 1 |
| 20 - 24 | 122 | 2 | 12 | 5 | 9 | 6 | 6 | 27 | 21 | 4 | 13 | 6 | 10 | 1 |
| 25 - 34 | 226 | 1 | 26 | 17 | 19 | 13 | 2 | 41 | 24 | 2 | 23 | 17 | 39 | 2 |
| 35 - 44 | 118 | 1 | 14 | 16 | 9 | 3 | 3 | 14 | 9 | 2 | 13 | 9 | 23 | 2 |
| 45 - 54 | 40 | 1 | 6 | 3 | 5 | 4 | - | 5 | 5 | 2 | 3 | 3 | 3 | - |
| 55 - 64 | 11 | - | 1 | - | 1 | - | - | 1 | 1 | - | 3 | 2 | 2 | - |
| 65 + | 3 | - | - | - | - | - | - | 1 | - | - | 1 | - | 1 | - |
| Male. | 333 | 6 | 54 | 31 | 29 | 22 | 5 | 61 | 39 | 7 | 26 | 14 | 36 | 3 |
| 16 - 19 | 19 | 2 | 4 | 2 | 2 | - | - | 4 | 3 | - | 2 | - | - | - |
| 20 - 24 | 64 | 2 | 8 | 2 | 6 | 6 | 1 | 16 | 10 | 2 | 4 | 2 | 5 | - |
| 25 - 34 | 129 | - | 23 | 11 | 12 | 12 | 1 | 25 | 14 | 2 | 11 | 4 | 12 | 2 |
| 35 - 44 | 85 | 1 | 13 | 14 | 6 | 1 | 3 | 11 | 7 | 2 | 7 | 5 | 14 | 1 |
| 45 - 54 | 28 | 1 | 5 | 2 | 3 | 3 | - | 4 | 4 | 1 | 1 | 2 | 2 | - |
| 55 - 64 | 7 | - | 1 | - | - | - | - | 1 | 1 | - | 1 | 1 | 2 | - |
| 65 + | 1 | - | - | - | - | - | - | - | - | - | - | - | 1 | - |
| Female. | 222 | 1 | 14 | 15 | 17 | 4 | 6 | 33 | 25 | 4 | 34 | 24 | 42 | 3 |
| 16 - 19 | 16 | - | 5 | 3 | 1 | - | - | 1 | 1 | 1 | 2 | 1 | - | 1 |
| 20 - 24 | 58 | - | 4 | 3 | 3 | - | 5 | 11 | 11 | 2 | 9 | 4 | 5 | 1 |
| 25 - 34 | 97 | 1 | 3 | 6 | 7 | 1 | 1 | 16 | 10 | - | 12 | 13 | 27 | - |
| 35 - 44 | 33 | - | 1 | 2 | 3 | 2 | - | 3 | 2 | - | 6 | 4 | 9 | 1 |
| 45 - 54 | 12 | - | 1 | 1 | 2 | 1 | - | 1 | 1 | 1 | 2 | 1 | 1 | - |
| 55 - 64 | 4 | - | - | - | 1 | - | - | - | - | - | 2 | 1 | - | - |
| 65 + | 2 | - | - | - | - | - | - | 1 | - | - | 1 | - | - | - |

Table CU6 - Currently unemployed population (excluding first job seekers) aged 16 years and over by duration of current unemployment, sector of previous employment, age and sex

| Country, Island, Sector of previous employment, Age (in years) and Sex | Total | Duration of current unemployment (in months) | | | | | | | | | | | | Not stated |
|--|-------|--|---|---|---|---|---|--------|---------|---------|---------|---------|------|---------------|
| | | < 1 | 1 | 2 | 3 | 4 | 5 | 6 - 11 | 12 - 17 | 18 - 23 | 24 - 35 | 36 - 47 | 48 + | |
| Island of Rodrigues | | | | | | | | | | | | | | |
| Private household services | | | | | | | | | | | | | | |
| Both sexes | 74 | 1 | 6 | 8 | 5 | 3 | 2 | 7 | 11 | 3 | 10 | 2 | 16 | - |
| 16 - 19 | 1 | - | 1 | - | - | - | - | - | - | - | - | - | - | - |
| 20 - 24 | 7 | - | 1 | - | - | 1 | - | - | 3 | - | 1 | - | 1 | - |
| 25 - 34 | 28 | 1 | 1 | 4 | 1 | 1 | - | 4 | 2 | 1 | 3 | 1 | 9 | - |
| 35 - 44 | 25 | - | 2 | 2 | 2 | - | - | 2 | 5 | 1 | 5 | 1 | 5 | - |
| 45 - 54 | 7 | - | - | 1 | 2 | - | 2 | - | - | 1 | 1 | - | - | - |
| 55 - 64 | 6 | - | 1 | 1 | - | 1 | - | 1 | 1 | - | - | - | 1 | - |
| 65 + | - | - | - | - | - | - | - | - | - | - | - | - | - | - |
| Male | 17 | - | 3 | 6 | 2 | - | 1 | 2 | 1 | - | 1 | - | 1 | - |
| 16 - 19 | - | - | - | - | - | - | - | - | - | - | - | - | - | - |
| 20 - 24 | - | - | - | - | - | - | - | - | - | - | - | - | - | - |
| 25 - 34 | 8 | - | 1 | 4 | 1 | - | - | 2 | - | - | - | - | - | - |
| 35 - 44 | 6 | - | 1 | 1 | 1 | - | - | - | 1 | - | 1 | - | 1 | - |
| 45 - 54 | 2 | - | - | 1 | - | - | 1 | - | - | - | - | - | - | - |
| 55 - 64 | 1 | - | 1 | - | - | - | - | - | - | - | - | - | - | - |
| 65 + | - | - | - | - | - | - | - | - | - | - | - | - | - | - |
| Female | 57 | 1 | 3 | 2 | 3 | 3 | 1 | 5 | 10 | 3 | 9 | 2 | 15 | - |
| 16 - 19 | 1 | - | 1 | - | - | - | - | - | - | - | - | - | - | - |
| 20 - 24 | 7 | - | 1 | - | - | 1 | - | - | 3 | - | 1 | - | 1 | - |
| 25 - 34 | 20 | 1 | - | - | - | 1 | - | 2 | 2 | 1 | 3 | 1 | 9 | - |
| 35 - 44 | 19 | - | 1 | 1 | 1 | - | - | 2 | 4 | 1 | 4 | 1 | 4 | - |
| 45 - 54 | 5 | - | - | - | 2 | - | 1 | - | - | 1 | 1 | - | - | - |
| 55 - 64 | 5 | - | - | 1 | - | 1 | - | 1 | 1 | - | - | - | 1 | - |
| 65 + | - | - | - | - | - | - | - | - | - | - | - | - | - | - |
| Other and Not stated | | | | | | | | | | | | | | |
| Both sexes | 3 | - | - | - | 1 | - | - | 1 | 1 | - | - | - | - | - |
| 16 - 19 | - | - | - | - | - | - | - | - | - | - | - | - | - | - |
| 20 - 24 | - | - | - | - | - | - | - | - | - | - | - | - | - | - |
| 25 - 34 | 1 | - | - | - | - | - | - | 1 | - | - | - | - | - | - |
| 35 - 44 | 2 | - | - | - | 1 | - | - | - | 1 | - | - | - | - | - |
| 45 - 54 | - | - | - | - | - | - | - | - | - | - | - | - | - | - |
| 55 - 64 | - | - | - | - | - | - | - | - | - | - | - | - | - | - |
| 65 + | - | - | - | - | - | - | - | - | - | - | - | - | - | - |
| Male | 2 | - | - | - | - | - | - | 1 | 1 | - | - | - | - | - |
| 16 - 19 | - | - | - | - | - | - | - | - | - | - | - | - | - | - |
| 20 - 24 | - | - | - | - | - | - | - | - | - | - | - | - | - | - |
| 25 - 34 | 1 | - | - | - | - | - | - | 1 | - | - | - | - | - | - |
| 35 - 44 | 1 | - | - | - | - | - | - | - | 1 | - | - | - | - | - |
| 45 - 54 | - | - | - | - | - | - | - | - | - | - | - | - | - | - |
| 55 - 64 | - | - | - | - | - | - | - | - | - | - | - | - | - | - |
| 65 + | - | - | - | - | - | - | - | - | - | - | - | - | - | - |
| Female | 1 | - | - | - | 1 | - | - | - | - | - | - | - | - | - |
| 16 - 19 | - | - | - | - | - | - | - | - | - | - | - | - | - | - |
| 20 - 24 | - | - | - | - | - | - | - | - | - | - | - | - | - | - |
| 25 - 34 | - | - | - | - | - | - | - | - | - | - | - | - | - | - |
| 35 - 44 | 1 | - | - | - | 1 | - | - | - | - | - | - | - | - | - |
| 45 - 54 | - | - | - | - | - | - | - | - | - | - | - | - | - | - |
| 55 - 64 | - | - | - | - | - | - | - | - | - | - | - | - | - | - |
| 65 + | - | - | - | - | - | - | - | - | - | - | - | - | - | - |

Table CU7 - Currently unemployed population (excluding first job seekers) aged 16 years and over by duration of current unemployment, educational attainment and sex

| Country, Island, Education attainment, Age (in years) and Sex | Total | Duration of current unemployment (in months) | | | | | | | | | | | | |
|---|--------|--|-------|-------|-----|-----|-----|--------|---------|---------|---------|---------|-------|---------------|
| | | < 1 | 1 | 2 | 3 | 4 | 5 | 6 - 11 | 12 - 17 | 18 - 23 | 24 - 35 | 36 - 47 | 48 + | Not stated |
| Republic of Mauritius | | | | | | | | | | | | | | |
| Both sexes. | 17,066 | 157 | 1,474 | 1,282 | 958 | 527 | 478 | 2,323 | 1,949 | 409 | 1,793 | 1,192 | 4,171 | 353 |
| Nil and pre-primary | 289 | 2 | 24 | 17 | 14 | 9 | 12 | 36 | 23 | 2 | 28 | 25 | 89 | 8 |
| Primary | | | | | | | | | | | | | | |
| Std I - VI, but not passed CPE. | 4,244 | 46 | 449 | 359 | 263 | 112 | 106 | 503 | 407 | 88 | 395 | 280 | 1,155 | 81 |
| Passed CPE. | 1,709 | 11 | 140 | 114 | 69 | 44 | 53 | 215 | 166 | 26 | 170 | 120 | 543 | 38 |
| Secondary | | | | | | | | | | | | | | |
| Forms I - III | 2,549 | 24 | 269 | 208 | 128 | 69 | 73 | 318 | 296 | 63 | 268 | 164 | 626 | 43 |
| Forms I - III Prevocational . . | 330 | 8 | 57 | 39 | 26 | 14 | 14 | 66 | 29 | 5 | 29 | 15 | 21 | 7 |
| Forms IV - V, but not passed SC | 3,067 | 18 | 219 | 227 | 185 | 101 | 74 | 424 | 346 | 79 | 329 | 225 | 768 | 72 |
| Passed SC or equivalent | 3,253 | 32 | 211 | 195 | 167 | 108 | 89 | 478 | 428 | 104 | 385 | 245 | 748 | 63 |
| Passed HSC or equivalent. . . . | 1,193 | 11 | 82 | 88 | 70 | 45 | 41 | 209 | 195 | 35 | 142 | 87 | 158 | 30 |
| University degree or equivalent . | 411 | 5 | 20 | 33 | 34 | 22 | 15 | 69 | 58 | 7 | 44 | 31 | 62 | 11 |
| Not stated. | 21 | - | 3 | 2 | 2 | 3 | 1 | 5 | 1 | - | 3 | - | 1 | - |
| Male. | 7,865 | 102 | 977 | 800 | 582 | 309 | 253 | 1,239 | 858 | 182 | 730 | 453 | 1,173 | 207 |
| Nil and pre-primary | 122 | 1 | 13 | 12 | 7 | 7 | 6 | 19 | 11 | 1 | 12 | 8 | 24 | 1 |
| Primary | | | | | | | | | | | | | | |
| Std I - VI, but not passed CPE. | 2,249 | 37 | 347 | 255 | 180 | 79 | 65 | 300 | 199 | 50 | 175 | 115 | 387 | 60 |
| Passed CPE. | 744 | 6 | 100 | 64 | 42 | 22 | 23 | 120 | 69 | 12 | 71 | 44 | 148 | 23 |
| Secondary | | | | | | | | | | | | | | |
| Forms I - III | 1,162 | 18 | 178 | 149 | 79 | 40 | 45 | 169 | 117 | 28 | 101 | 59 | 156 | 23 |
| Forms I - III Prevocational . . | 217 | 7 | 43 | 22 | 21 | 9 | 12 | 46 | 16 | - | 21 | 6 | 9 | 5 |
| Forms IV - V, but not passed SC | 1,374 | 14 | 140 | 136 | 111 | 62 | 42 | 239 | 166 | 26 | 128 | 85 | 190 | 35 |
| Passed SC or equivalent | 1,304 | 15 | 112 | 102 | 84 | 60 | 38 | 219 | 169 | 47 | 156 | 93 | 174 | 35 |
| Passed HSC or equivalent. . . . | 464 | 3 | 33 | 37 | 40 | 16 | 14 | 84 | 83 | 14 | 47 | 26 | 50 | 17 |
| University degree or equivalent . | 213 | 1 | 8 | 21 | 16 | 12 | 7 | 39 | 27 | 4 | 19 | 17 | 34 | 8 |
| Not stated. | 16 | - | 3 | 2 | 2 | 2 | 1 | 4 | 1 | - | - | - | 1 | - |
| Female. | 9,201 | 55 | 497 | 482 | 376 | 218 | 225 | 1,084 | 1,091 | 227 | 1,063 | 739 | 2,998 | 146 |
| Nil and pre-primary | 167 | 1 | 11 | 5 | 7 | 2 | 6 | 17 | 12 | 1 | 16 | 17 | 65 | 7 |
| Primary | | | | | | | | | | | | | | |
| Std I - VI, but not passed CPE. | 1,995 | 9 | 102 | 104 | 83 | 33 | 41 | 203 | 208 | 38 | 220 | 165 | 768 | 21 |
| Passed CPE. | 965 | 5 | 40 | 50 | 27 | 22 | 30 | 95 | 97 | 14 | 99 | 76 | 395 | 15 |
| Secondary | | | | | | | | | | | | | | |
| Forms I - III | 1,387 | 6 | 91 | 59 | 49 | 29 | 28 | 149 | 179 | 35 | 167 | 105 | 470 | 20 |
| Forms I - III Prevocational . . | 113 | 1 | 14 | 17 | 5 | 5 | 2 | 20 | 13 | 5 | 8 | 9 | 12 | 2 |
| Forms IV - V, but not passed SC | 1,693 | 4 | 79 | 91 | 74 | 39 | 32 | 185 | 180 | 53 | 201 | 140 | 578 | 37 |
| Passed SC or equivalent | 1,949 | 17 | 99 | 93 | 83 | 48 | 51 | 259 | 259 | 57 | 229 | 152 | 574 | 28 |
| Passed HSC or equivalent. . . . | 729 | 8 | 49 | 51 | 30 | 29 | 27 | 125 | 112 | 21 | 95 | 61 | 108 | 13 |
| University degree or equivalent . | 198 | 4 | 12 | 12 | 18 | 10 | 8 | 30 | 31 | 3 | 25 | 14 | 28 | 3 |
| Not stated. | 5 | - | - | - | - | 1 | - | 1 | - | - | 3 | - | - | - |

Table CU7 - Currently unemployed population (excluding first job seekers) aged 16 years and over by duration of current unemployment, educational attainment and sex

| Country, Island, Education attainment, Age (in years) and Sex | Total | Duration of current unemployment (in months) | | | | | | | | | | | | |
|---|--------|--|-------|-------|-----|-----|-----|--------|---------|---------|---------|---------|-------|---------------|
| | | < 1 | 1 | 2 | 3 | 4 | 5 | 6 - 11 | 12 - 17 | 18 - 23 | 24 - 35 | 36 - 47 | 48 + | Not stated |
| Island of Mauritius | | | | | | | | | | | | | | |
| Both sexes. | 16,379 | 148 | 1,398 | 1,225 | 904 | 494 | 462 | 2,217 | 1,866 | 395 | 1,719 | 1,150 | 4,054 | 347 |
| Nil and pre-primary | 257 | 2 | 24 | 16 | 13 | 7 | 10 | 29 | 20 | 1 | 25 | 21 | 81 | 8 |
| Primary | | | | | | | | | | | | | | |
| Std I - VI, but not passed CPE. | 3,952 | 42 | 416 | 326 | 236 | 99 | 104 | 460 | 382 | 83 | 364 | 266 | 1,096 | 78 |
| Passed CPE. | 1,660 | 11 | 131 | 112 | 63 | 40 | 52 | 206 | 161 | 25 | 167 | 119 | 535 | 38 |
| Secondary | | | | | | | | | | | | | | |
| Forms I - III | 2,448 | 22 | 254 | 198 | 122 | 67 | 69 | 303 | 282 | 62 | 254 | 162 | 612 | 41 |
| Forms I - III Prevocational . . | 307 | 7 | 49 | 37 | 24 | 13 | 13 | 66 | 26 | 3 | 28 | 13 | 21 | 7 |
| Forms IV - V, but not passed SC | 3,010 | 18 | 215 | 225 | 182 | 97 | 73 | 416 | 337 | 78 | 319 | 221 | 757 | 72 |
| Passed SC or equivalent | 3,152 | 30 | 208 | 189 | 161 | 102 | 88 | 455 | 410 | 101 | 378 | 232 | 735 | 63 |
| Passed HSC or equivalent. . . . | 1,167 | 11 | 79 | 88 | 67 | 44 | 37 | 208 | 191 | 35 | 139 | 85 | 154 | 29 |
| University degree or equivalent . | 405 | 5 | 19 | 32 | 34 | 22 | 15 | 69 | 56 | 7 | 42 | 31 | 62 | 11 |
| Not stated. | 21 | - | 3 | 2 | 2 | 3 | 1 | 5 | 1 | - | 3 | - | 1 | - |
| Male. | 7,500 | 96 | 920 | 760 | 550 | 285 | 246 | 1,175 | 814 | 175 | 702 | 438 | 1,135 | 204 |
| Nil and pre-primary | 108 | 1 | 13 | 11 | 7 | 5 | 5 | 15 | 10 | 1 | 12 | 5 | 22 | 1 |
| Primary | | | | | | | | | | | | | | |
| Std I - VI, but not passed CPE. | 2,072 | 35 | 318 | 229 | 162 | 68 | 63 | 273 | 184 | 46 | 164 | 113 | 360 | 57 |
| Passed CPE. | 718 | 6 | 93 | 63 | 40 | 20 | 22 | 114 | 66 | 12 | 69 | 43 | 147 | 23 |
| Secondary | | | | | | | | | | | | | | |
| Forms I - III | 1,107 | 16 | 168 | 142 | 75 | 38 | 44 | 162 | 109 | 27 | 94 | 58 | 151 | 23 |
| Forms I - III Prevocational . . | 203 | 6 | 38 | 21 | 19 | 8 | 12 | 46 | 13 | - | 21 | 5 | 9 | 5 |
| Forms IV - V, but not passed SC | 1,349 | 14 | 137 | 135 | 109 | 59 | 42 | 233 | 161 | 26 | 125 | 85 | 188 | 35 |
| Passed SC or equivalent | 1,261 | 14 | 110 | 100 | 80 | 57 | 38 | 205 | 163 | 45 | 153 | 87 | 174 | 35 |
| Passed HSC or equivalent. . . . | 456 | 3 | 32 | 37 | 40 | 16 | 12 | 84 | 82 | 14 | 45 | 25 | 49 | 17 |
| University degree or equivalent . | 210 | 1 | 8 | 20 | 16 | 12 | 7 | 39 | 25 | 4 | 19 | 17 | 34 | 8 |
| Not stated. | 16 | - | 3 | 2 | 2 | 2 | 1 | 4 | 1 | - | - | - | 1 | - |
| Female. | 8,879 | 52 | 478 | 465 | 354 | 209 | 216 | 1,042 | 1,052 | 220 | 1,017 | 712 | 2,919 | 143 |
| Nil and pre-primary | 149 | 1 | 11 | 5 | 6 | 2 | 5 | 14 | 10 | - | 13 | 16 | 59 | 7 |
| Primary | | | | | | | | | | | | | | |
| Std I - VI, but not passed CPE. | 1,880 | 7 | 98 | 97 | 74 | 31 | 41 | 187 | 198 | 37 | 200 | 153 | 736 | 21 |
| Passed CPE. | 942 | 5 | 38 | 49 | 23 | 20 | 30 | 92 | 95 | 13 | 98 | 76 | 388 | 15 |
| Secondary | | | | | | | | | | | | | | |
| Forms I - III | 1,341 | 6 | 86 | 56 | 47 | 29 | 25 | 141 | 173 | 35 | 160 | 104 | 461 | 18 |
| Forms I - III Prevocational . . | 104 | 1 | 11 | 16 | 5 | 5 | 1 | 20 | 13 | 3 | 7 | 8 | 12 | 2 |
| Forms IV - V, but not passed SC | 1,661 | 4 | 78 | 90 | 73 | 38 | 31 | 183 | 176 | 52 | 194 | 136 | 569 | 37 |
| Passed SC or equivalent | 1,891 | 16 | 98 | 89 | 81 | 45 | 50 | 250 | 247 | 56 | 225 | 145 | 561 | 28 |
| Passed HSC or equivalent. . . . | 711 | 8 | 47 | 51 | 27 | 28 | 25 | 124 | 109 | 21 | 94 | 60 | 105 | 12 |
| University degree or equivalent . | 195 | 4 | 11 | 12 | 18 | 10 | 8 | 30 | 31 | 3 | 23 | 14 | 28 | 3 |
| Not stated. | 5 | - | - | - | - | 1 | - | 1 | - | - | 3 | - | - | - |

Table CU7 - Currently unemployed population (excluding first job seekers) aged 16 years and over by duration of current unemployment, educational attainment and sex

| Country, Island, Education attainment, Age (in years) and Sex | Total | Duration of current unemployment (in months) | | | | | | | | | | | | |
|---|-------|--|----|----|----|----|----|--------|---------|---------|---------|---------|------|---------------|
| | | < 1 | 1 | 2 | 3 | 4 | 5 | 6 - 11 | 12 - 17 | 18 - 23 | 24 - 35 | 36 - 47 | 48 + | Not stated |
| Island of Rodrigues | | | | | | | | | | | | | | |
| Both sexes. | 687 | 9 | 76 | 57 | 54 | 33 | 16 | 106 | 83 | 14 | 74 | 42 | 117 | 6 |
| Nil and pre-primary | 32 | - | - | 1 | 1 | 2 | 2 | 7 | 3 | 1 | 3 | 4 | 8 | - |
| Primary | | | | | | | | | | | | | | |
| Std I - VI, but not passed CPE. | 292 | 4 | 33 | 33 | 27 | 13 | 2 | 43 | 25 | 5 | 31 | 14 | 59 | 3 |
| Passed CPE. | 49 | - | 9 | 2 | 6 | 4 | 1 | 9 | 5 | 1 | 3 | 1 | 8 | - |
| Secondary | | | | | | | | | | | | | | |
| Forms I - III | 101 | 2 | 15 | 10 | 6 | 2 | 4 | 15 | 14 | 1 | 14 | 2 | 14 | 2 |
| Forms I - III Prevocational . . | 23 | 1 | 8 | 2 | 2 | 1 | 1 | - | 3 | 2 | 1 | 2 | - | - |
| Forms IV - V, but not passed SC | 57 | - | 4 | 2 | 3 | 4 | 1 | 8 | 9 | 1 | 10 | 4 | 11 | - |
| Passed SC or equivalent | 101 | 2 | 3 | 6 | 6 | 6 | 1 | 23 | 18 | 3 | 7 | 13 | 13 | - |
| Passed HSC or equivalent. . . . | 26 | - | 3 | - | 3 | 1 | 4 | 1 | 4 | - | 3 | 2 | 4 | 1 |
| University degree or equivalent . | 6 | - | 1 | 1 | - | - | - | - | 2 | - | 2 | - | - | - |
| Not stated. | - | - | - | - | - | - | - | - | - | - | - | - | - | - |
| Male. | 365 | 6 | 57 | 40 | 32 | 24 | 7 | 64 | 44 | 7 | 28 | 15 | 38 | 3 |
| Nil and pre-primary | 14 | - | - | 1 | - | 2 | 1 | 4 | 1 | - | - | 3 | 2 | - |
| Primary | | | | | | | | | | | | | | |
| Std I - VI, but not passed CPE. | 177 | 2 | 29 | 26 | 18 | 11 | 2 | 27 | 15 | 4 | 11 | 2 | 27 | 3 |
| Passed CPE. | 26 | - | 7 | 1 | 2 | 2 | 1 | 6 | 3 | - | 2 | 1 | 1 | - |
| Secondary | | | | | | | | | | | | | | |
| Forms I - III | 55 | 2 | 10 | 7 | 4 | 2 | 1 | 7 | 8 | 1 | 7 | 1 | 5 | - |
| Forms I - III Prevocational . . | 14 | 1 | 5 | 1 | 2 | 1 | - | - | 3 | - | - | 1 | - | - |
| Forms IV - V, but not passed SC | 25 | - | 3 | 1 | 2 | 3 | - | 6 | 5 | - | 3 | - | 2 | - |
| Passed SC or equivalent | 43 | 1 | 2 | 2 | 4 | 3 | - | 14 | 6 | 2 | 3 | 6 | - | - |
| Passed HSC or equivalent. . . . | 8 | - | 1 | - | - | - | 2 | - | 1 | - | 2 | 1 | 1 | - |
| University degree or equivalent . | 3 | - | - | 1 | - | - | - | - | 2 | - | - | - | - | - |
| Not stated. | - | - | - | - | - | - | - | - | - | - | - | - | - | - |
| Female. | 322 | 3 | 19 | 17 | 22 | 9 | 9 | 42 | 39 | 7 | 46 | 27 | 79 | 3 |
| Nil and pre-primary | 18 | - | - | - | 1 | - | 1 | 3 | 2 | 1 | 3 | 1 | 6 | - |
| Primary | | | | | | | | | | | | | | |
| Std I - VI, but not passed CPE. | 115 | 2 | 4 | 7 | 9 | 2 | - | 16 | 10 | 1 | 20 | 12 | 32 | - |
| Passed CPE. | 23 | - | 2 | 1 | 4 | 2 | - | 3 | 2 | 1 | 1 | - | 7 | - |
| Secondary | | | | | | | | | | | | | | |
| Forms I - III | 46 | - | 5 | 3 | 2 | - | 3 | 8 | 6 | - | 7 | 1 | 9 | 2 |
| Forms I - III Prevocational . . | 9 | - | 3 | 1 | - | - | 1 | - | - | 2 | 1 | 1 | - | - |
| Forms IV - V, but not passed SC | 32 | - | 1 | 1 | 1 | 1 | 1 | 2 | 4 | 1 | 7 | 4 | 9 | - |
| Passed SC or equivalent | 58 | 1 | 1 | 4 | 2 | 3 | 1 | 9 | 12 | 1 | 4 | 7 | 13 | - |
| Passed HSC or equivalent. . . . | 18 | - | 2 | - | 3 | 1 | 2 | 1 | 3 | - | 1 | 1 | 3 | 1 |
| University degree or equivalent . | 3 | - | 1 | - | - | - | - | - | - | - | 2 | - | - | - |
| Not stated. | - | - | - | - | - | - | - | - | - | - | - | - | - | - |

Table CU8 - Currently unemployed population (excluding first job seekers) aged 16 years and over by duration of current unemployment, industry of last job (section) and sex

| Country, Island, Industry (section) and Sex | Total | Duration of current unemployment (in months) | | | | | | | | | | | | Not stated |
|--|--------|--|-------|-------|-----|-----|-----|--------|---------|---------|---------|---------|-------|---------------|
| | | < 1 | 1 | 2 | 3 | 4 | 5 | 6 - 11 | 12 - 17 | 18 - 23 | 24 - 35 | 36 - 47 | 48 + | |
| Republic of Mauritius | | | | | | | | | | | | | | |
| Both sexes | | | | | | | | | | | | | | |
| All industries. | 17,066 | 157 | 1,474 | 1,282 | 958 | 527 | 478 | 2,323 | 1,949 | 409 | 1,793 | 1,192 | 4,171 | 353 |
| Section A: Agriculture, forestry & fishing | 744 | 7 | 78 | 52 | 43 | 16 | 17 | 91 | 61 | 14 | 67 | 58 | 222 | 18 |
| B: Mining & quarrying | 29 | 1 | - | 3 | - | - | - | 1 | 4 | 2 | 4 | 3 | 11 | - |
| C: Manufacturing. | 4,814 | 11 | 238 | 176 | 170 | 81 | 74 | 437 | 467 | 114 | 476 | 391 | 2,093 | 86 |
| D: Electricity, gas, steam & air conditioning supply. | 11 | - | - | 1 | 1 | 1 | - | 3 | - | 1 | - | - | 4 | - |
| E: Water supply, sewerage, waste management & remediation activities | 42 | - | 5 | 6 | 1 | 1 | - | 6 | 4 | - | 5 | 4 | 9 | 1 |
| F: Construction | 2,049 | 40 | 441 | 303 | 179 | 99 | 65 | 293 | 174 | 22 | 128 | 67 | 175 | 63 |
| G: Wholesale & retail trade, repair of motor vehicles & motorcycles. | 2,527 | 17 | 167 | 188 | 151 | 89 | 68 | 380 | 316 | 75 | 301 | 186 | 547 | 42 |
| H: Transportation & storage | 488 | 3 | 47 | 38 | 35 | 15 | 31 | 73 | 58 | 12 | 59 | 29 | 76 | 12 |
| I: Accommodation & food service activities | 1,900 | 14 | 156 | 189 | 114 | 69 | 68 | 318 | 243 | 53 | 220 | 132 | 304 | 20 |
| J: Information & communication. | 302 | 3 | 17 | 17 | 20 | 15 | 10 | 68 | 49 | 6 | 39 | 19 | 27 | 12 |
| K: Financial & insurance activities | 210 | 1 | 12 | 13 | 11 | 3 | 7 | 29 | 34 | 6 | 34 | 25 | 32 | 3 |
| L: Real estate activities | 34 | 2 | 3 | 2 | 1 | 3 | 1 | 5 | 6 | 1 | 3 | 3 | 3 | 1 |
| M: Professional, scientific & development. | 273 | 3 | 24 | 32 | 16 | 11 | 13 | 35 | 24 | 12 | 33 | 20 | 46 | 4 |
| N: Administrative & support service activities | 1,056 | 11 | 106 | 92 | 69 | 48 | 36 | 204 | 153 | 26 | 101 | 59 | 125 | 26 |
| O: Public administration & defence, compulsory social security | 149 | 1 | 5 | 7 | 2 | 1 | 2 | 24 | 21 | 8 | 18 | 12 | 45 | 3 |
| P: Education. | 431 | 4 | 25 | 18 | 28 | 9 | 13 | 65 | 60 | 8 | 58 | 37 | 100 | 6 |
| Q: Human health & social work activities | 255 | 1 | 10 | 15 | 17 | 8 | 15 | 27 | 35 | 6 | 36 | 25 | 57 | 3 |
| R: Arts, entertainment & recreation. | 281 | - | 19 | 21 | 13 | 11 | 11 | 62 | 43 | 8 | 29 | 22 | 36 | 6 |
| S: Other service activities | 255 | 2 | 18 | 19 | 20 | 4 | 12 | 35 | 31 | 5 | 36 | 23 | 46 | 4 |
| T: Activities of households as employers. | 1,019 | 11 | 95 | 80 | 60 | 39 | 32 | 145 | 140 | 25 | 121 | 69 | 185 | 17 |
| U: Activities of extra territorial organisations & bodies | 9 | - | 1 | - | - | - | - | 3 | 2 | - | 2 | - | - | 1 |
| Not stated. | 188 | 25 | 7 | 10 | 7 | 4 | 3 | 19 | 24 | 5 | 23 | 8 | 28 | 25 |

Table CU8 - Currently unemployed population (excluding first job seekers) aged 16 years and over by duration of current unemployment, industry of last job (section) and sex

| Country, Island, Industry (section) and Sex | Total | Duration of current unemployment (in months) | | | | | | | | | | | | Not stated | |
|--|-------|--|-----|-----|-----|-----|-----|--------|---------|---------|---------|---------|-------|---------------|--|
| | | < 1 | 1 | 2 | 3 | 4 | 5 | 6 - 11 | 12 - 17 | 18 - 23 | 24 - 35 | 36 - 47 | 48 + | | |
| Republic of Mauritius | | | | | | | | | | | | | | | |
| Male | | | | | | | | | | | | | | | |
| All industries. | 7,865 | 102 | 977 | 800 | 582 | 309 | 253 | 1,239 | 858 | 182 | 730 | 453 | 1,173 | 207 | |
| Section A: Agriculture, forestry & fishing | 520 | 5 | 57 | 40 | 26 | 13 | 10 | 64 | 41 | 12 | 44 | 39 | 159 | 10 | |
| B: Mining & quarrying | 20 | 1 | - | 2 | - | - | - | 1 | 2 | 2 | 4 | 1 | 7 | - | |
| C: Manufacturing. | 1,345 | 3 | 137 | 95 | 106 | 39 | 35 | 190 | 166 | 30 | 141 | 95 | 279 | 29 | |
| D: Electricity, gas, steam & air conditioning supply. | 10 | - | - | 1 | 1 | 1 | - | 3 | - | 1 | - | - | 3 | - | |
| E: Water supply, sewerage, waste management & remediation activities | 26 | - | 2 | 4 | - | - | - | 3 | 2 | - | 2 | 4 | 8 | 1 | |
| F: Construction | 1,972 | 40 | 431 | 298 | 175 | 97 | 58 | 283 | 163 | 21 | 118 | 61 | 165 | 62 | |
| G: Wholesale & retail trade, repair of motor vehicles & motorcycles. | 1,005 | 9 | 86 | 86 | 72 | 41 | 27 | 182 | 112 | 37 | 105 | 66 | 161 | 21 | |
| H: Transportation & storage | 422 | 3 | 42 | 34 | 28 | 12 | 30 | 68 | 48 | 7 | 50 | 24 | 65 | 11 | |
| I: Accommodation & food service activities | 917 | 11 | 91 | 95 | 72 | 41 | 31 | 170 | 105 | 25 | 90 | 58 | 117 | 11 | |
| J: Information & communication. | 133 | - | 6 | 10 | 6 | 7 | 6 | 34 | 21 | 3 | 11 | 11 | 13 | 5 | |
| K: Financial & insurance activities | 75 | - | 6 | 4 | 2 | 2 | 2 | 10 | 12 | 2 | 12 | 9 | 12 | 2 | |
| L: Real estate activities | 9 | 2 | 1 | 1 | - | - | - | 2 | 1 | - | - | 2 | - | - | |
| M: Professional, scientific & development. | 145 | 2 | 17 | 17 | 8 | 5 | 8 | 26 | 10 | 5 | 19 | 7 | 18 | 3 | |
| N: Administrative & support service activities | 529 | 5 | 52 | 48 | 42 | 29 | 18 | 96 | 77 | 12 | 52 | 28 | 54 | 16 | |
| O: Public administration & defence, compulsory social security | 85 | 1 | 2 | 2 | 1 | 1 | 1 | 8 | 15 | 7 | 9 | 7 | 30 | 1 | |
| P: Education. | 89 | 1 | 3 | 5 | 9 | - | 5 | 13 | 19 | 4 | 9 | 5 | 14 | 2 | |
| Q: Human health & social work activities | 55 | - | 2 | 3 | 5 | 1 | 3 | 6 | 6 | 1 | 11 | 3 | 11 | 3 | |
| R: Arts, entertainment & recreation. | 146 | - | 9 | 12 | 6 | 6 | 6 | 26 | 23 | 5 | 14 | 13 | 23 | 3 | |
| S: Other service activities | 69 | - | 5 | 7 | 4 | - | 4 | 13 | 5 | 1 | 8 | 7 | 14 | 1 | |
| T: Activities of households as employers. | 192 | 5 | 24 | 29 | 15 | 10 | 7 | 30 | 19 | 5 | 18 | 9 | 15 | 6 | |
| U: Activities of extra territorial organisations & bodies | 5 | - | 1 | - | - | - | - | 1 | 2 | - | - | - | - | 1 | |
| Not stated. | 96 | 14 | 3 | 7 | 4 | 4 | 2 | 10 | 9 | 2 | 13 | 4 | 5 | 19 | |

Table CU8 - Currently unemployed population (excluding first job seekers) aged 16 years and over by duration of current unemployment, industry of last job (section) and sex

| Country, Island, Industry (section) and Sex | Total | Duration of current unemployment (in months) | | | | | | | | | | | | Not stated | |
|--|-------|--|-----|-----|-----|-----|-----|--------|---------|---------|---------|---------|-------|---------------|--|
| | | < 1 | 1 | 2 | 3 | 4 | 5 | 6 - 11 | 12 - 17 | 18 - 23 | 24 - 35 | 36 - 47 | 48 + | | |
| Republic of Mauritius Female | | | | | | | | | | | | | | | |
| All industries. | 9,201 | 55 | 497 | 482 | 376 | 218 | 225 | 1,084 | 1,091 | 227 | 1,063 | 739 | 2,998 | 146 | |
| Section A: Agriculture,forestry & fishing . | 224 | 2 | 21 | 12 | 17 | 3 | 7 | 27 | 20 | 2 | 23 | 19 | 63 | 8 | |
| B: Mining & quarrying | 9 | - | - | 1 | - | - | - | - | 2 | - | - | 2 | 4 | - | |
| C: Manufacturing. | 3,469 | 8 | 101 | 81 | 64 | 42 | 39 | 247 | 301 | 84 | 335 | 296 | 1,814 | 57 | |
| D: Electricity,gas,steam & air conditioning supply. | 1 | - | - | - | - | - | - | - | - | - | - | - | 1 | - | |
| E: Water supply,sewerage,waste management & remediation activities | 16 | - | 3 | 2 | 1 | 1 | - | 3 | 2 | - | 3 | - | 1 | - | |
| F: Construction | 77 | - | 10 | 5 | 4 | 2 | 7 | 10 | 11 | 1 | 10 | 6 | 10 | 1 | |
| G: Wholesale & retail trade,repair of motor vehicles & motorcycles. | 1,522 | 8 | 81 | 102 | 79 | 48 | 41 | 198 | 204 | 38 | 196 | 120 | 386 | 21 | |
| H: Transportation & storage | 66 | - | 5 | 4 | 7 | 3 | 1 | 5 | 10 | 5 | 9 | 5 | 11 | 1 | |
| I: Accomodation & food service activities | 983 | 3 | 65 | 94 | 42 | 28 | 37 | 148 | 138 | 28 | 130 | 74 | 187 | 9 | |
| J: Information & communication. | 169 | 3 | 11 | 7 | 14 | 8 | 4 | 34 | 28 | 3 | 28 | 8 | 14 | 7 | |
| K: Financial & insurance activities | 135 | 1 | 6 | 9 | 9 | 1 | 5 | 19 | 22 | 4 | 22 | 16 | 20 | 1 | |
| L: Real estate activities | 25 | - | 2 | 1 | 1 | 3 | 1 | 3 | 5 | 1 | 3 | 1 | 3 | 1 | |
| M: Professional,scientific & development. | 128 | 1 | 7 | 15 | 8 | 6 | 5 | 9 | 14 | 7 | 14 | 13 | 28 | 1 | |
| N: Administrative & support service activities | 527 | 6 | 54 | 44 | 27 | 19 | 18 | 108 | 76 | 14 | 49 | 31 | 71 | 10 | |
| O: Public administration & defence, compulsory social security | 64 | - | 3 | 5 | 1 | - | 1 | 16 | 6 | 1 | 9 | 5 | 15 | 2 | |
| P: Education. | 342 | 3 | 22 | 13 | 19 | 9 | 8 | 52 | 41 | 4 | 49 | 32 | 86 | 4 | |
| Q: Human health & social work activities | 200 | 1 | 8 | 12 | 12 | 7 | 12 | 21 | 29 | 5 | 25 | 22 | 46 | - | |
| R: Arts,entertainment & recreation. | 135 | - | 10 | 9 | 7 | 5 | 5 | 36 | 20 | 3 | 15 | 9 | 13 | 3 | |
| S: Other service activities | 186 | 2 | 13 | 12 | 16 | 4 | 8 | 22 | 26 | 4 | 28 | 16 | 32 | 3 | |
| T: Activities of households as employers. | 827 | 6 | 71 | 51 | 45 | 29 | 25 | 115 | 121 | 20 | 103 | 60 | 170 | 11 | |
| U: Activities of extra territorial organisations & bodies | 4 | - | - | - | - | - | - | 2 | - | - | 2 | - | - | - | |
| Not stated. | 92 | 11 | 4 | 3 | 3 | - | 1 | 9 | 15 | 3 | 10 | 4 | 23 | 6 | |

Table CU8 - Currently unemployed population (excluding first job seekers) aged 16 years and over by duration of current unemployment, industry of last job (section) and sex

| Country, Island, Industry (section) and Sex | Total | Duration of current unemployment (in months) | | | | | | | | | | | | Not stated |
|--|--------|--|-------|-------|-----|-----|-----|--------|---------|---------|---------|---------|-------|---------------|
| | | < 1 | 1 | 2 | 3 | 4 | 5 | 6 - 11 | 12 - 17 | 18 - 23 | 24 - 35 | 36 - 47 | 48 + | |
| Island of Mauritius | | | | | | | | | | | | | | |
| Both sexes | | | | | | | | | | | | | | |
| All industries. | 16,379 | 148 | 1,398 | 1,225 | 904 | 494 | 462 | 2,217 | 1,866 | 395 | 1,719 | 1,150 | 4,054 | 347 |
| Section A: Agriculture, forestry & fishing | 671 | 6 | 72 | 47 | 35 | 12 | 17 | 77 | 54 | 12 | 56 | 54 | 212 | 17 |
| B: Mining & quarrying | 26 | 1 | - | 3 | - | - | - | 1 | 4 | 2 | 4 | 3 | 8 | - |
| C: Manufacturing. | 4,723 | 10 | 230 | 172 | 166 | 77 | 72 | 426 | 455 | 114 | 468 | 388 | 2,060 | 85 |
| D: Electricity, gas, steam & air conditioning supply. | 11 | - | - | 1 | 1 | 1 | - | 3 | - | 1 | - | - | 4 | - |
| E: Water supply, sewerage, waste management & remediation activities | 38 | - | 5 | 5 | 1 | - | - | 6 | 4 | - | 5 | 3 | 8 | 1 |
| F: Construction | 1,905 | 35 | 412 | 286 | 163 | 84 | 62 | 274 | 160 | 18 | 121 | 65 | 163 | 62 |
| G: Wholesale & retail trade, repair of motor vehicles & motorcycles. | 2,427 | 17 | 153 | 179 | 147 | 89 | 64 | 361 | 304 | 72 | 288 | 177 | 535 | 41 |
| H: Transportation & storage | 468 | 3 | 42 | 38 | 33 | 14 | 30 | 72 | 52 | 12 | 56 | 29 | 75 | 12 |
| I: Accommodation & food service activities | 1,833 | 14 | 153 | 184 | 110 | 68 | 68 | 303 | 239 | 51 | 210 | 125 | 289 | 19 |
| J: Information & communication. | 297 | 3 | 17 | 17 | 20 | 14 | 9 | 67 | 48 | 6 | 39 | 19 | 26 | 12 |
| K: Financial & insurance activities | 200 | 1 | 12 | 12 | 10 | 3 | 6 | 28 | 30 | 6 | 32 | 25 | 32 | 3 |
| L: Real estate activities | 33 | 2 | 3 | 2 | 1 | 3 | 1 | 4 | 6 | 1 | 3 | 3 | 3 | 1 |
| M: Professional, scientific & development. | 267 | 3 | 23 | 32 | 16 | 10 | 13 | 33 | 24 | 12 | 33 | 18 | 46 | 4 |
| N: Administrative & support service activities | 1,019 | 10 | 105 | 89 | 66 | 47 | 36 | 199 | 146 | 26 | 95 | 55 | 120 | 25 |
| O: Public administration & defence, compulsory social security | 143 | 1 | 5 | 6 | 2 | 1 | 1 | 24 | 19 | 8 | 18 | 11 | 44 | 3 |
| P: Education. | 419 | 4 | 23 | 17 | 27 | 8 | 13 | 64 | 58 | 8 | 56 | 36 | 99 | 6 |
| Q: Human health & social work activities | 251 | 1 | 10 | 15 | 16 | 8 | 15 | 27 | 35 | 6 | 36 | 23 | 56 | 3 |
| R: Arts, entertainment & recreation. | 273 | - | 19 | 21 | 12 | 11 | 11 | 59 | 43 | 8 | 29 | 18 | 36 | 6 |
| S: Other service activities | 237 | 2 | 17 | 18 | 17 | 4 | 11 | 30 | 31 | 5 | 34 | 23 | 41 | 4 |
| T: Activities of households as employers. | 944 | 10 | 89 | 71 | 55 | 36 | 30 | 138 | 129 | 22 | 111 | 67 | 169 | 17 |
| U: Activities of extra territorial organisations & bodies | 9 | - | 1 | - | - | - | - | 3 | 2 | - | 2 | - | - | 1 |
| Not stated. | 185 | 25 | 7 | 10 | 6 | 4 | 3 | 18 | 23 | 5 | 23 | 8 | 28 | 25 |

Table CU8 - Currently unemployed population (excluding first job seekers) aged 16 years and over by duration of current unemployment, industry of last job (section) and sex

| Country, Island, Industry (section) and Sex | Total | Duration of current unemployment (in months) | | | | | | | | | | | | |
|--|-------|--|-----|-----|-----|-----|-----|--------|---------|---------|---------|---------|-------|---------------|
| | | < 1 | 1 | 2 | 3 | 4 | 5 | 6 - 11 | 12 - 17 | 18 - 23 | 24 - 35 | 36 - 47 | 48 + | Not stated |
| Island of Mauritius | | | | | | | | | | | | | | |
| Male | | | | | | | | | | | | | | |
| All industries. | 7,500 | 96 | 920 | 760 | 550 | 285 | 246 | 1,175 | 814 | 175 | 702 | 438 | 1,135 | 204 |
| Section A: Agriculture, forestry & fishing | 472 | 4 | 52 | 36 | 20 | 10 | 10 | 54 | 36 | 11 | 41 | 37 | 152 | 9 |
| B: Mining & quarrying | 17 | 1 | - | 2 | - | - | - | 1 | 2 | 2 | 4 | 1 | 4 | - |
| C: Manufacturing. | 1,314 | 3 | 131 | 93 | 105 | 37 | 34 | 185 | 161 | 30 | 138 | 94 | 274 | 29 |
| D: Electricity, gas, steam & air conditioning supply. | 10 | - | - | 1 | 1 | 1 | - | 3 | - | 1 | - | - | 3 | - |
| E: Water supply, sewerage, waste management & remediation activities | 23 | - | 2 | 3 | - | - | - | 3 | 2 | - | 2 | 3 | 7 | 1 |
| F: Construction | 1,833 | 35 | 402 | 281 | 159 | 82 | 55 | 265 | 149 | 17 | 113 | 59 | 155 | 61 |
| G: Wholesale & retail trade, repair of motor vehicles & motorcycles. | 971 | 9 | 80 | 81 | 71 | 41 | 27 | 171 | 109 | 36 | 100 | 65 | 160 | 21 |
| H: Transportation & storage | 404 | 3 | 37 | 34 | 27 | 11 | 29 | 67 | 42 | 7 | 48 | 24 | 64 | 11 |
| I: Accommodation & food service activities | 895 | 11 | 89 | 94 | 70 | 40 | 31 | 163 | 105 | 24 | 87 | 57 | 113 | 11 |
| J: Information & communication. | 132 | - | 6 | 10 | 6 | 7 | 5 | 34 | 21 | 3 | 11 | 11 | 13 | 5 |
| K: Financial & insurance activities | 74 | - | 6 | 4 | 2 | 2 | 2 | 10 | 11 | 2 | 12 | 9 | 12 | 2 |
| L: Real estate activities | 9 | 2 | 1 | 1 | - | - | - | 2 | 1 | - | - | 2 | - | - |
| M: Professional, scientific & development. | 139 | 2 | 16 | 17 | 8 | 4 | 8 | 24 | 10 | 5 | 19 | 5 | 18 | 3 |
| N: Administrative & support service activities | 503 | 5 | 52 | 46 | 41 | 28 | 18 | 92 | 72 | 12 | 47 | 25 | 50 | 15 |
| O: Public administration & defence, compulsory social security | 82 | 1 | 2 | 1 | 1 | 1 | 1 | 8 | 13 | 7 | 9 | 7 | 30 | 1 |
| P: Education. | 85 | 1 | 3 | 4 | 8 | - | 5 | 13 | 18 | 4 | 8 | 5 | 14 | 2 |
| Q: Human health & social work activities | 55 | - | 2 | 3 | 5 | 1 | 3 | 6 | 6 | 1 | 11 | 3 | 11 | 3 |
| R: Arts, entertainment & recreation. | 141 | - | 9 | 12 | 6 | 6 | 6 | 23 | 23 | 5 | 14 | 11 | 23 | 3 |
| S: Other service activities | 67 | - | 5 | 7 | 3 | - | 4 | 13 | 5 | 1 | 8 | 7 | 13 | 1 |
| T: Activities of households as employers. | 175 | 5 | 21 | 23 | 13 | 10 | 6 | 28 | 18 | 5 | 17 | 9 | 14 | 6 |
| U: Activities of extra territorial organisations & bodies | 5 | - | 1 | - | - | - | - | 1 | 2 | - | - | - | - | 1 |
| Not stated. | 94 | 14 | 3 | 7 | 4 | 4 | 2 | 9 | 8 | 2 | 13 | 4 | 5 | 19 |

Table CU8 - Currently unemployed population (excluding first job seekers) aged 16 years and over by duration of current unemployment, industry of last job (section) and sex

| Country, Island, Industry (section) and Sex | Total | Duration of current unemployment (in months) | | | | | | | | | | | | Not stated |
|--|-------|--|-----|-----|-----|-----|-----|--------|---------|---------|---------|---------|-------|---------------|
| | | < 1 | 1 | 2 | 3 | 4 | 5 | 6 - 11 | 12 - 17 | 18 - 23 | 24 - 35 | 36 - 47 | 48 + | |
| Island of Mauritius Female | | | | | | | | | | | | | | |
| All industries. | 8,879 | 52 | 478 | 465 | 354 | 209 | 216 | 1,042 | 1,052 | 220 | 1,017 | 712 | 2,919 | 143 |
| Section A: Agriculture, forestry & fishing | 199 | 2 | 20 | 11 | 15 | 2 | 7 | 23 | 18 | 1 | 15 | 17 | 60 | 8 |
| B: Mining & quarrying | 9 | - | - | 1 | - | - | - | - | 2 | - | - | 2 | 4 | - |
| C: Manufacturing. | 3,409 | 7 | 99 | 79 | 61 | 40 | 38 | 241 | 294 | 84 | 330 | 294 | 1,786 | 56 |
| D: Electricity, gas, steam & air conditioning supply. | 1 | - | - | - | - | - | - | - | - | - | - | - | 1 | - |
| E: Water supply, sewerage, waste management & remediation activities | 15 | - | 3 | 2 | 1 | - | - | 3 | 2 | - | 3 | - | 1 | - |
| F: Construction | 72 | - | 10 | 5 | 4 | 2 | 7 | 9 | 11 | 1 | 8 | 6 | 8 | 1 |
| G: Wholesale & retail trade, repair of motor vehicles & motorcycles. | 1,456 | 8 | 73 | 98 | 76 | 48 | 37 | 190 | 195 | 36 | 188 | 112 | 375 | 20 |
| H: Transportation & storage | 64 | - | 5 | 4 | 6 | 3 | 1 | 5 | 10 | 5 | 8 | 5 | 11 | 1 |
| I: Accommodation & food service activities | 938 | 3 | 64 | 90 | 40 | 28 | 37 | 140 | 134 | 27 | 123 | 68 | 176 | 8 |
| J: Information & communication. | 165 | 3 | 11 | 7 | 14 | 7 | 4 | 33 | 27 | 3 | 28 | 8 | 13 | 7 |
| K: Financial & insurance activities | 126 | 1 | 6 | 8 | 8 | 1 | 4 | 18 | 19 | 4 | 20 | 16 | 20 | 1 |
| L: Real estate activities | 24 | - | 2 | 1 | 1 | 3 | 1 | 2 | 5 | 1 | 3 | 1 | 3 | 1 |
| M: Professional, scientific & development. | 128 | 1 | 7 | 15 | 8 | 6 | 5 | 9 | 14 | 7 | 14 | 13 | 28 | 1 |
| N: Administrative & support service activities | 516 | 5 | 53 | 43 | 25 | 19 | 18 | 107 | 74 | 14 | 48 | 30 | 70 | 10 |
| O: Public administration & defence, compulsory social security | 61 | - | 3 | 5 | 1 | - | - | 16 | 6 | 1 | 9 | 4 | 14 | 2 |
| P: Education. | 334 | 3 | 20 | 13 | 19 | 8 | 8 | 51 | 40 | 4 | 48 | 31 | 85 | 4 |
| Q: Human health & social work activities | 196 | 1 | 8 | 12 | 11 | 7 | 12 | 21 | 29 | 5 | 25 | 20 | 45 | - |
| R: Arts, entertainment & recreation. | 132 | - | 10 | 9 | 6 | 5 | 5 | 36 | 20 | 3 | 15 | 7 | 13 | 3 |
| S: Other service activities | 170 | 2 | 12 | 11 | 14 | 4 | 7 | 17 | 26 | 4 | 26 | 16 | 28 | 3 |
| T: Activities of households as employers. | 769 | 5 | 68 | 48 | 42 | 26 | 24 | 110 | 111 | 17 | 94 | 58 | 155 | 11 |
| U: Activities of extra territorial organisations & bodies | 4 | - | - | - | - | - | - | 2 | - | - | 2 | - | - | - |
| Not stated. | 91 | 11 | 4 | 3 | 2 | - | 1 | 9 | 15 | 3 | 10 | 4 | 23 | 6 |

Table CU8 - Currently unemployed population (excluding first job seekers) aged 16 years and over by duration of current unemployment, industry of last job (section) and sex

| Country, Island, Industry (section) and Sex | Total | Duration of current unemployment (in months) | | | | | | | | | | | | Not stated |
|--|-------|--|----|----|----|----|----|--------|---------|---------|---------|---------|------|---------------|
| | | < 1 | 1 | 2 | 3 | 4 | 5 | 6 - 11 | 12 - 17 | 18 - 23 | 24 - 35 | 36 - 47 | 48 + | |
| Island of Rodrigues | | | | | | | | | | | | | | |
| Both sexes | | | | | | | | | | | | | | |
| All industries. | 687 | 9 | 76 | 57 | 54 | 33 | 16 | 106 | 83 | 14 | 74 | 42 | 117 | 6 |
| Section A: Agriculture, forestry & fishing | 73 | 1 | 6 | 5 | 8 | 4 | - | 14 | 7 | 2 | 11 | 4 | 10 | 1 |
| B: Mining & quarrying | 3 | - | - | - | - | - | - | - | - | - | - | - | 3 | - |
| C: Manufacturing. | 91 | 1 | 8 | 4 | 4 | 4 | 2 | 11 | 12 | - | 8 | 3 | 33 | 1 |
| D: Electricity, gas, steam & air conditioning supply. | - | - | - | - | - | - | - | - | - | - | - | - | - | - |
| E: Water supply, sewerage, waste management & remediation activities | 4 | - | - | 1 | - | 1 | - | - | - | - | - | 1 | 1 | - |
| F: Construction | 144 | 5 | 29 | 17 | 16 | 15 | 3 | 19 | 14 | 4 | 7 | 2 | 12 | 1 |
| G: Wholesale & retail trade, repair of motor vehicles & motorcycles. | 100 | - | 14 | 9 | 4 | - | 4 | 19 | 12 | 3 | 13 | 9 | 12 | 1 |
| H: Transportation & storage | 20 | - | 5 | - | 2 | 1 | 1 | 1 | 6 | - | 3 | - | 1 | - |
| I: Accommodation & food service activities | 67 | - | 3 | 5 | 4 | 1 | - | 15 | 4 | 2 | 10 | 7 | 15 | 1 |
| J: Information & communication. | 5 | - | - | - | - | 1 | 1 | 1 | 1 | - | - | - | 1 | - |
| K: Financial & insurance activities | 10 | - | - | 1 | 1 | - | 1 | 1 | 4 | - | 2 | - | - | - |
| L: Real estate activities | 1 | - | - | - | - | - | - | 1 | - | - | - | - | - | - |
| M: Professional, scientific & development. | 6 | - | 1 | - | - | 1 | - | 2 | - | - | - | 2 | - | - |
| N: Administrative & support service activities | 37 | 1 | 1 | 3 | 3 | 1 | - | 5 | 7 | - | 6 | 4 | 5 | 1 |
| O: Public administration & defence, compulsory social security | 6 | - | - | 1 | - | - | 1 | - | 2 | - | - | 1 | 1 | - |
| P: Education. | 12 | - | 2 | 1 | 1 | 1 | - | 1 | 2 | - | 2 | 1 | 1 | - |
| Q: Human health & social work activities | 4 | - | - | - | 1 | - | - | - | - | - | - | 2 | 1 | - |
| R: Arts, entertainment & recreation. | 8 | - | - | - | 1 | - | - | 3 | - | - | - | 4 | - | - |
| S: Other service activities | 18 | - | 1 | 1 | 3 | - | 1 | 5 | - | - | 2 | - | 5 | - |
| T: Activities of households as employers. | 75 | 1 | 6 | 9 | 5 | 3 | 2 | 7 | 11 | 3 | 10 | 2 | 16 | - |
| U: Activities of extra territorial organisations & bodies | - | - | - | - | - | - | - | - | - | - | - | - | - | - |
| Not stated. | 3 | - | - | - | 1 | - | - | 1 | 1 | - | - | - | - | - |

Table CU8 - Currently unemployed population (excluding first job seekers) aged 16 years and over by duration of current unemployment, industry of last job (section) and sex

| Country, Island, Industry (section) and Sex | Total | Duration of current unemployment (in months) | | | | | | | | | | | | Not stated |
|--|-------|--|----|----|----|----|---|--------|---------|---------|---------|---------|------|---------------|
| | | < 1 | 1 | 2 | 3 | 4 | 5 | 6 - 11 | 12 - 17 | 18 - 23 | 24 - 35 | 36 - 47 | 48 + | |
| Island of Rodrigues | | | | | | | | | | | | | | |
| Male | | | | | | | | | | | | | | |
| All industries. | 365 | 6 | 57 | 40 | 32 | 24 | 7 | 64 | 44 | 7 | 28 | 15 | 38 | 3 |
| Section A: Agriculture, forestry & fishing | 48 | 1 | 5 | 4 | 6 | 3 | - | 10 | 5 | 1 | 3 | 2 | 7 | 1 |
| B: Mining & quarrying | 3 | - | - | - | - | - | - | - | - | - | - | - | 3 | - |
| C: Manufacturing. | 31 | - | 6 | 2 | 1 | 2 | 1 | 5 | 5 | - | 3 | 1 | 5 | - |
| D: Electricity, gas, steam & air conditioning supply. | - | - | - | - | - | - | - | - | - | - | - | - | - | - |
| E: Water supply, sewerage, waste management & remediation activities | 3 | - | - | 1 | - | - | - | - | - | - | - | 1 | 1 | - |
| F: Construction | 139 | 5 | 29 | 17 | 16 | 15 | 3 | 18 | 14 | 4 | 5 | 2 | 10 | 1 |
| G: Wholesale & retail trade, repair of motor vehicles & motorcycles. | 34 | - | 6 | 5 | 1 | - | - | 11 | 3 | 1 | 5 | 1 | 1 | - |
| H: Transportation & storage | 18 | - | 5 | - | 1 | 1 | 1 | 1 | 6 | - | 2 | - | 1 | - |
| I: Accommodation & food service activities | 22 | - | 2 | 1 | 2 | 1 | - | 7 | - | 1 | 3 | 1 | 4 | - |
| J: Information & communication. | 1 | - | - | - | - | - | 1 | - | - | - | - | - | - | - |
| K: Financial & insurance activities | 1 | - | - | - | - | - | - | - | 1 | - | - | - | - | - |
| L: Real estate activities | - | - | - | - | - | - | - | - | - | - | - | - | - | - |
| M: Professional, scientific & development. | 6 | - | 1 | - | - | 1 | - | 2 | - | - | - | 2 | - | - |
| N: Administrative & support service activities | 26 | - | - | 2 | 1 | 1 | - | 4 | 5 | - | 5 | 3 | 4 | 1 |
| O: Public administration & defence, compulsory social security | 3 | - | - | 1 | - | - | - | - | 2 | - | - | - | - | - |
| P: Education. | 4 | - | - | 1 | 1 | - | - | - | 1 | - | 1 | - | - | - |
| Q: Human health & social work activities | - | - | - | - | - | - | - | - | - | - | - | - | - | - |
| R: Arts, entertainment & recreation. | 5 | - | - | - | - | - | - | 3 | - | - | - | 2 | - | - |
| S: Other service activities | 2 | - | - | - | 1 | - | - | - | - | - | - | - | 1 | - |
| T: Activities of households as employers. | 17 | - | 3 | 6 | 2 | - | 1 | 2 | 1 | - | 1 | - | 1 | - |
| U: Activities of extra territorial organisations & bodies | - | - | - | - | - | - | - | - | - | - | - | - | - | - |
| Not stated. | 2 | - | - | - | - | - | - | 1 | 1 | - | - | - | - | - |

Table CU8 - Currently unemployed population (excluding first job seekers) aged 16 years and over by duration of current unemployment, industry of last job (section) and sex

| Country, Island, Industry (section) and Sex | Total | Duration of current unemployment (in months) | | | | | | | | | | | | Not stated |
|--|-------|--|----|----|----|---|---|--------|---------|---------|---------|---------|------|---------------|
| | | < 1 | 1 | 2 | 3 | 4 | 5 | 6 - 11 | 12 - 17 | 18 - 23 | 24 - 35 | 36 - 47 | 48 + | |
| Island of Rodrigues | | | | | | | | | | | | | | |
| Female | | | | | | | | | | | | | | |
| All industries. | 322 | 3 | 19 | 17 | 22 | 9 | 9 | 42 | 39 | 7 | 46 | 27 | 79 | 3 |
| Section A: Agriculture, forestry & fishing | 25 | - | 1 | 1 | 2 | 1 | - | 4 | 2 | 1 | 8 | 2 | 3 | - |
| B: Mining & quarrying | - | - | - | - | - | - | - | - | - | - | - | - | - | - |
| C: Manufacturing. | 60 | 1 | 2 | 2 | 3 | 2 | 1 | 6 | 7 | - | 5 | 2 | 28 | 1 |
| D: Electricity, gas, steam & air conditioning supply. | - | - | - | - | - | - | - | - | - | - | - | - | - | - |
| E: Water supply, sewerage, waste management & remediation activities | 1 | - | - | - | - | 1 | - | - | - | - | - | - | - | - |
| F: Construction | 5 | - | - | - | - | - | - | 1 | - | - | 2 | - | 2 | - |
| G: Wholesale & retail trade, repair of motor vehicles & motorcycles. | 66 | - | 8 | 4 | 3 | - | 4 | 8 | 9 | 2 | 8 | 8 | 11 | 1 |
| H: Transportation & storage | 2 | - | - | - | 1 | - | - | - | - | - | 1 | - | - | - |
| I: Accommodation & food service activities | 45 | - | 1 | 4 | 2 | - | - | 8 | 4 | 1 | 7 | 6 | 11 | 1 |
| J: Information & communication. | 4 | - | - | - | - | 1 | - | 1 | 1 | - | - | - | 1 | - |
| K: Financial & insurance activities | 9 | - | - | 1 | 1 | - | 1 | 1 | 3 | - | 2 | - | - | - |
| L: Real estate activities | 1 | - | - | - | - | - | - | 1 | - | - | - | - | - | - |
| M: Professional, scientific & development. | - | - | - | - | - | - | - | - | - | - | - | - | - | - |
| N: Administrative & support service activities | 11 | 1 | 1 | 1 | 2 | - | - | 1 | 2 | - | 1 | 1 | 1 | - |
| O: Public administration & defence, compulsory social security | 3 | - | - | - | - | - | 1 | - | - | - | - | 1 | 1 | - |
| P: Education. | 8 | - | 2 | - | - | 1 | - | 1 | 1 | - | 1 | 1 | 1 | - |
| Q: Human health & social work activities | 4 | - | - | - | 1 | - | - | - | - | - | - | 2 | 1 | - |
| R: Arts, entertainment & recreation. | 3 | - | - | - | 1 | - | - | - | - | - | - | 2 | - | - |
| S: Other service activities | 16 | - | 1 | 1 | 2 | - | 1 | 5 | - | - | 2 | - | 4 | - |
| T: Activities of households as employers. | 58 | 1 | 3 | 3 | 3 | 3 | 1 | 5 | 10 | 3 | 9 | 2 | 15 | - |
| U: Activities of extra territorial organisations & bodies | - | - | - | - | - | - | - | - | - | - | - | - | - | - |
| Not stated. | 1 | - | - | - | 1 | - | - | - | - | - | - | - | - | - |

Table CU9 - Currently unemployed population (excluding first job seekers) aged 16 years and over by duration of current unemployment, occupation (major group of last job) and sex

| Country, Island, Occupation (major group) and Sex | Total | Duration of current unemployment (in months) | | | | | | | | | | | | |
|---|--------|--|-------|-------|-----|-----|-----|--------|---------|---------|---------|---------|-------|---------------|
| | | < 1 | 1 | 2 | 3 | 4 | 5 | 6 - 11 | 12 - 17 | 18 - 23 | 24 - 35 | 36 - 47 | 48 + | Not stated |
| Republic of Mauritius | | | | | | | | | | | | | | |
| Both sexes | | | | | | | | | | | | | | |
| All occupations | 17,066 | 157 | 1,474 | 1,282 | 958 | 527 | 478 | 2,323 | 1,949 | 409 | 1,793 | 1,192 | 4,171 | 353 |
| 1. Managers | 322 | 3 | 18 | 24 | 25 | 20 | 9 | 52 | 50 | 19 | 35 | 27 | 31 | 9 |
| 2. Professionals | 651 | 7 | 57 | 47 | 37 | 21 | 25 | 96 | 74 | 15 | 77 | 50 | 131 | 14 |
| 3. Technicians & associate professionals | 978 | 4 | 56 | 60 | 50 | 25 | 28 | 147 | 114 | 23 | 112 | 68 | 274 | 17 |
| 4. Clerical support workers | 1,717 | 14 | 114 | 98 | 81 | 61 | 50 | 297 | 256 | 50 | 199 | 128 | 333 | 36 |
| 5. Service sales workers | 3,805 | 19 | 279 | 291 | 230 | 120 | 112 | 582 | 527 | 102 | 467 | 277 | 749 | 50 |
| 6. Skilled agricultural,forestry and fishery workers | 424 | 8 | 57 | 48 | 35 | 20 | 14 | 53 | 39 | 12 | 41 | 27 | 61 | 9 |
| 7. Craft & related trades workers | 3,451 | 48 | 550 | 392 | 262 | 120 | 89 | 459 | 328 | 61 | 258 | 180 | 612 | 92 |
| 8. Plant & machine operators and assemblers | 2,394 | 11 | 91 | 84 | 64 | 37 | 56 | 216 | 192 | 55 | 232 | 199 | 1,109 | 48 |
| 9. Elementary occupations | 3,151 | 19 | 249 | 230 | 167 | 100 | 93 | 403 | 345 | 67 | 351 | 229 | 843 | 55 |
| 10. Not stated | 173 | 24 | 3 | 8 | 7 | 3 | 2 | 18 | 24 | 5 | 21 | 7 | 28 | 23 |
| Male | | | | | | | | | | | | | | |
| All occupations | 7,865 | 102 | 977 | 800 | 582 | 309 | 253 | 1,239 | 858 | 182 | 730 | 453 | 1,173 | 207 |
| 1. Managers | 209 | 1 | 11 | 19 | 19 | 14 | 4 | 36 | 32 | 13 | 20 | 18 | 17 | 5 |
| 2. Professionals | 242 | 2 | 23 | 27 | 22 | 8 | 11 | 37 | 28 | 8 | 23 | 17 | 29 | 7 |
| 3. Technicians & associate professionals | 413 | 3 | 34 | 34 | 25 | 13 | 11 | 79 | 53 | 13 | 48 | 20 | 72 | 8 |
| 4. Clerical support workers | 495 | 3 | 33 | 39 | 25 | 26 | 21 | 90 | 80 | 11 | 51 | 44 | 63 | 9 |
| 5. Service sales workers | 1,459 | 8 | 130 | 119 | 113 | 53 | 39 | 261 | 187 | 36 | 170 | 91 | 225 | 27 |
| 6. Skilled agricultural,forestry and fishery workers | 346 | 8 | 49 | 43 | 25 | 18 | 12 | 47 | 28 | 10 | 31 | 16 | 51 | 8 |
| 7. Craft & related trades workers | 2,768 | 47 | 521 | 367 | 242 | 112 | 83 | 402 | 264 | 45 | 188 | 111 | 313 | 73 |
| 8. Plant & machine operators and assemblers | 694 | 7 | 54 | 54 | 37 | 20 | 32 | 108 | 71 | 20 | 73 | 54 | 144 | 20 |
| 9. Elementary occupations | 1,154 | 9 | 121 | 93 | 70 | 42 | 39 | 170 | 107 | 24 | 114 | 79 | 254 | 32 |
| 10. Not stated | 85 | 14 | 1 | 5 | 4 | 3 | 1 | 9 | 8 | 2 | 12 | 3 | 5 | 18 |
| Female | | | | | | | | | | | | | | |
| All occupations | 9,201 | 55 | 497 | 482 | 376 | 218 | 225 | 1,084 | 1,091 | 227 | 1,063 | 739 | 2,998 | 146 |
| 1. Managers | 113 | 2 | 7 | 5 | 6 | 6 | 5 | 16 | 18 | 6 | 15 | 9 | 14 | 4 |
| 2. Professionals | 409 | 5 | 34 | 20 | 15 | 13 | 14 | 59 | 46 | 7 | 54 | 33 | 102 | 7 |
| 3. Technicians & associate professionals | 565 | 1 | 22 | 26 | 25 | 12 | 17 | 68 | 61 | 10 | 64 | 48 | 202 | 9 |
| 4. Clerical support workers | 1,222 | 11 | 81 | 59 | 56 | 35 | 29 | 207 | 176 | 39 | 148 | 84 | 270 | 27 |
| 5. Service sales workers | 2,346 | 11 | 149 | 172 | 117 | 67 | 73 | 321 | 340 | 66 | 297 | 186 | 524 | 23 |
| 6. Skilled agricultural,forestry and fishery workers | 78 | - | 8 | 5 | 10 | 2 | 2 | 6 | 11 | 2 | 10 | 11 | 10 | 1 |
| 7. Craft & related trades workers | 683 | 1 | 29 | 25 | 20 | 8 | 6 | 57 | 64 | 16 | 70 | 69 | 299 | 19 |
| 8. Plant & machine operators and assemblers | 1,700 | 4 | 37 | 30 | 27 | 17 | 24 | 108 | 121 | 35 | 159 | 145 | 965 | 28 |
| 9. Elementary occupations | 1,997 | 10 | 128 | 137 | 97 | 58 | 54 | 233 | 238 | 43 | 237 | 150 | 589 | 23 |
| 10. Not stated | 88 | 10 | 2 | 3 | 3 | - | 1 | 9 | 16 | 3 | 9 | 4 | 23 | 5 |

Table CU9 - Currently unemployed population (excluding first job seekers) aged 16 years and over by duration of current unemployment, occupation (major group of last job) and sex

| Country, Island, Occupation (major group) and Sex | Total | Duration of current unemployment (in months) | | | | | | | | | | | | |
|---|--------|--|-------|-------|-----|-----|-----|--------|---------|---------|---------|---------|-------|---------------|
| | | < 1 | 1 | 2 | 3 | 4 | 5 | 6 - 11 | 12 - 17 | 18 - 23 | 24 - 35 | 36 - 47 | 48 + | Not stated |
| Island of Mauritius | | | | | | | | | | | | | | |
| Both sexes | | | | | | | | | | | | | | |
| All occupations | 16,379 | 148 | 1,398 | 1,225 | 904 | 494 | 462 | 2,217 | 1,866 | 395 | 1,719 | 1,150 | 4,054 | 347 |
| 1. Managers | 315 | 3 | 18 | 24 | 24 | 20 | 9 | 50 | 49 | 18 | 33 | 27 | 31 | 9 |
| 2. Professionals | 642 | 7 | 56 | 47 | 37 | 21 | 24 | 94 | 72 | 15 | 76 | 49 | 130 | 14 |
| 3. Technicians & associate professionals | 952 | 4 | 56 | 58 | 47 | 25 | 26 | 142 | 107 | 23 | 110 | 65 | 272 | 17 |
| 4. Clerical support workers | 1,702 | 13 | 114 | 98 | 80 | 59 | 50 | 293 | 255 | 49 | 198 | 128 | 329 | 36 |
| 5. Service sales workers | 3,613 | 19 | 263 | 275 | 220 | 116 | 105 | 546 | 506 | 98 | 443 | 257 | 717 | 48 |
| 6. Skilled agricultural,forestry and fishery workers | 352 | 7 | 53 | 41 | 26 | 18 | 13 | 37 | 34 | 10 | 31 | 24 | 50 | 8 |
| 7. Craft & related trades workers | 3,269 | 43 | 513 | 374 | 243 | 104 | 85 | 436 | 309 | 57 | 246 | 173 | 595 | 91 |
| 8. Plant & machine operators and assemblers | 2,351 | 11 | 89 | 82 | 63 | 36 | 56 | 212 | 184 | 55 | 226 | 196 | 1,093 | 48 |
| 9. Elementary occupations | 3,013 | 17 | 233 | 218 | 158 | 92 | 92 | 390 | 327 | 65 | 335 | 224 | 809 | 53 |
| 10. Not stated | 170 | 24 | 3 | 8 | 6 | 3 | 2 | 17 | 23 | 5 | 21 | 7 | 28 | 23 |
| Male | | | | | | | | | | | | | | |
| All occupations | 7,500 | 96 | 920 | 760 | 550 | 285 | 246 | 1,175 | 814 | 175 | 702 | 438 | 1,135 | 204 |
| 1. Managers | 204 | 1 | 11 | 19 | 18 | 14 | 4 | 35 | 32 | 12 | 18 | 18 | 17 | 5 |
| 2. Professionals | 239 | 2 | 23 | 27 | 22 | 8 | 11 | 37 | 26 | 8 | 22 | 17 | 29 | 7 |
| 3. Technicians & associate professionals | 404 | 3 | 34 | 33 | 25 | 13 | 10 | 76 | 51 | 13 | 48 | 18 | 72 | 8 |
| 4. Clerical support workers | 490 | 3 | 33 | 39 | 25 | 26 | 21 | 88 | 80 | 10 | 51 | 44 | 61 | 9 |
| 5. Service sales workers | 1,400 | 8 | 126 | 114 | 110 | 50 | 38 | 246 | 177 | 36 | 160 | 87 | 221 | 27 |
| 6. Skilled agricultural,forestry and fishery workers | 295 | 7 | 45 | 36 | 18 | 17 | 11 | 35 | 24 | 9 | 29 | 14 | 43 | 7 |
| 7. Craft & related trades workers | 2,604 | 42 | 486 | 349 | 224 | 96 | 79 | 381 | 247 | 41 | 180 | 107 | 299 | 73 |
| 8. Plant & machine operators and assemblers | 678 | 7 | 53 | 52 | 36 | 20 | 32 | 105 | 68 | 20 | 71 | 52 | 142 | 20 |
| 9. Elementary occupations | 1,103 | 9 | 108 | 86 | 68 | 38 | 39 | 164 | 102 | 24 | 111 | 78 | 246 | 30 |
| 10. Not stated | 83 | 14 | 1 | 5 | 4 | 3 | 1 | 8 | 7 | 2 | 12 | 3 | 5 | 18 |
| Female | | | | | | | | | | | | | | |
| All occupations | 8,879 | 52 | 478 | 465 | 354 | 209 | 216 | 1,042 | 1,052 | 220 | 1,017 | 712 | 2,919 | 143 |
| 1. Managers | 111 | 2 | 7 | 5 | 6 | 6 | 5 | 15 | 17 | 6 | 15 | 9 | 14 | 4 |
| 2. Professionals | 403 | 5 | 33 | 20 | 15 | 13 | 13 | 57 | 46 | 7 | 54 | 32 | 101 | 7 |
| 3. Technicians & associate professionals | 548 | 1 | 22 | 25 | 22 | 12 | 16 | 66 | 56 | 10 | 62 | 47 | 200 | 9 |
| 4. Clerical support workers | 1,212 | 10 | 81 | 59 | 55 | 33 | 29 | 205 | 175 | 39 | 147 | 84 | 268 | 27 |
| 5. Service sales workers | 2,213 | 11 | 137 | 161 | 110 | 66 | 67 | 300 | 329 | 62 | 283 | 170 | 496 | 21 |
| 6. Skilled agricultural,forestry and fishery workers | 57 | - | 8 | 5 | 8 | 1 | 2 | 2 | 10 | 1 | 2 | 10 | 7 | 1 |
| 7. Craft & related trades workers | 665 | 1 | 27 | 25 | 19 | 8 | 6 | 55 | 62 | 16 | 66 | 66 | 296 | 18 |
| 8. Plant & machine operators and assemblers | 1,673 | 4 | 36 | 30 | 27 | 16 | 24 | 107 | 116 | 35 | 155 | 144 | 951 | 28 |
| 9. Elementary occupations | 1,910 | 8 | 125 | 132 | 90 | 54 | 53 | 226 | 225 | 41 | 224 | 146 | 563 | 23 |
| 10. Not stated | 87 | 10 | 2 | 3 | 2 | - | 1 | 9 | 16 | 3 | 9 | 4 | 23 | 5 |

Table CU9 - Currently unemployed population (excluding first job seekers) aged 16 years and over by duration of current unemployment, occupation (major group of last job) and sex

| Country, Island, Occupation (major group) and Sex | Total | Duration of current unemployment (in months) | | | | | | | | | | | | Not stated |
|---|-------|--|----|----|----|----|----|--------|---------|---------|---------|---------|------|---------------|
| | | < 1 | 1 | 2 | 3 | 4 | 5 | 6 - 11 | 12 - 17 | 18 - 23 | 24 - 35 | 36 - 47 | 48 + | |
| Island of Rodrigues | | | | | | | | | | | | | | |
| Both sexes | | | | | | | | | | | | | | |
| All occupations | 687 | 9 | 76 | 57 | 54 | 33 | 16 | 106 | 83 | 14 | 74 | 42 | 117 | 6 |
| 1. Managers | 7 | - | - | - | 1 | - | - | 2 | 1 | 1 | 2 | - | - | - |
| 2. Professionals | 9 | - | 1 | - | - | - | 1 | 2 | 2 | - | 1 | 1 | 1 | - |
| 3. Technicians & associate professionals | 26 | - | - | 2 | 3 | - | 2 | 5 | 7 | - | 2 | 3 | 2 | - |
| 4. Clerical support workers | 15 | 1 | - | - | 1 | 2 | - | 4 | 1 | 1 | 1 | - | 4 | - |
| 5. Service sales workers | 192 | - | 16 | 16 | 10 | 4 | 7 | 36 | 21 | 4 | 24 | 20 | 32 | 2 |
| 6. Skilled agricultural,forestry and fishery workers | 72 | 1 | 4 | 7 | 9 | 2 | 1 | 16 | 5 | 2 | 10 | 3 | 11 | 1 |
| 7. Craft & related trades workers | 182 | 5 | 37 | 18 | 19 | 16 | 4 | 23 | 19 | 4 | 12 | 7 | 17 | 1 |
| 8. Plant & machine operators and assemblers | 43 | - | 2 | 2 | 1 | 1 | - | 4 | 8 | - | 6 | 3 | 16 | - |
| 9. Elementary occupations | 138 | 2 | 16 | 12 | 9 | 8 | 1 | 13 | 18 | 2 | 16 | 5 | 34 | 2 |
| 10. Not stated | 3 | - | - | - | 1 | - | - | 1 | 1 | - | - | - | - | - |
| Male | | | | | | | | | | | | | | |
| All occupations | 365 | 6 | 57 | 40 | 32 | 24 | 7 | 64 | 44 | 7 | 28 | 15 | 38 | 3 |
| 1. Managers | 5 | - | - | - | 1 | - | - | 1 | - | 1 | 2 | - | - | - |
| 2. Professionals | 3 | - | - | - | - | - | - | - | 2 | - | 1 | - | - | - |
| 3. Technicians & associate professionals | 9 | - | - | 1 | - | - | 1 | 3 | 2 | - | - | 2 | - | - |
| 4. Clerical support workers | 5 | - | - | - | - | - | - | 2 | - | 1 | - | - | 2 | - |
| 5. Service sales workers | 59 | - | 4 | 5 | 3 | 3 | 1 | 15 | 10 | - | 10 | 4 | 4 | - |
| 6. Skilled agricultural,forestry and fishery workers | 51 | 1 | 4 | 7 | 7 | 1 | 1 | 12 | 4 | 1 | 2 | 2 | 8 | 1 |
| 7. Craft & related trades workers | 164 | 5 | 35 | 18 | 18 | 16 | 4 | 21 | 17 | 4 | 8 | 4 | 14 | - |
| 8. Plant & machine operators and assemblers | 16 | - | 1 | 2 | 1 | - | - | 3 | 3 | - | 2 | 2 | 2 | - |
| 9. Elementary occupations | 51 | - | 13 | 7 | 2 | 4 | - | 6 | 5 | - | 3 | 1 | 8 | 2 |
| 10. Not stated | 2 | - | - | - | - | - | - | 1 | 1 | - | - | - | - | - |
| Female | | | | | | | | | | | | | | |
| All occupations | 322 | 3 | 19 | 17 | 22 | 9 | 9 | 42 | 39 | 7 | 46 | 27 | 79 | 3 |
| 1. Managers | 2 | - | - | - | - | - | - | 1 | 1 | - | - | - | - | - |
| 2. Professionals | 6 | - | 1 | - | - | - | 1 | 2 | - | - | - | 1 | 1 | - |
| 3. Technicians & associate professionals | 17 | - | - | 1 | 3 | - | 1 | 2 | 5 | - | 2 | 1 | 2 | - |
| 4. Clerical support workers | 10 | 1 | - | - | 1 | 2 | - | 2 | 1 | - | 1 | - | 2 | - |
| 5. Service sales workers | 133 | - | 12 | 11 | 7 | 1 | 6 | 21 | 11 | 4 | 14 | 16 | 28 | 2 |
| 6. Skilled agricultural,forestry and fishery workers | 21 | - | - | - | 2 | 1 | - | 4 | 1 | 1 | 8 | 1 | 3 | - |
| 7. Craft & related trades workers | 18 | - | 2 | - | 1 | - | - | 2 | 2 | - | 4 | 3 | 3 | 1 |
| 8. Plant & machine operators and assemblers | 27 | - | 1 | - | - | 1 | - | 1 | 5 | - | 4 | 1 | 14 | - |
| 9. Elementary occupations | 87 | 2 | 3 | 5 | 7 | 4 | 1 | 7 | 13 | 2 | 13 | 4 | 26 | - |
| 10. Not stated | 1 | - | - | - | 1 | - | - | - | - | - | - | - | - | - |

Table CU10 - Currently unemployed population (excluding first job seekers) aged 16 years and over by length of service with last employer, age and sex

| Country, Island, Length of service and Sex | Total | Age (in years) | | | | | | |
|--|--------|----------------|---------|---------|---------|---------|---------|------|
| | | 16 - 19 | 20 - 24 | 25 - 34 | 35 - 44 | 45 - 54 | 55 - 64 | 65 + |
| Republic of Mauritius | | | | | | | | |
| Both sexes | | | | | | | | |
| Total | 17,066 | 770 | 2,755 | 5,472 | 3,963 | 3,107 | 932 | 67 |
| < 1 year | 4,212 | 514 | 1,225 | 1,369 | 661 | 358 | 80 | 5 |
| 1 year | 2,160 | 138 | 546 | 841 | 385 | 200 | 49 | 1 |
| 2 years | 2,263 | 60 | 458 | 903 | 518 | 280 | 42 | 2 |
| 3 years | 1,572 | 22 | 221 | 630 | 410 | 238 | 47 | 4 |
| 4 years | 823 | 5 | 114 | 330 | 201 | 139 | 31 | 3 |
| 5 - 9 years | 2,655 | 16 | 135 | 987 | 829 | 568 | 112 | 8 |
| 10 - 14 years | 1,354 | - | 14 | 276 | 476 | 476 | 105 | 7 |
| 15 - 19 years | 725 | - | - | 55 | 232 | 334 | 94 | 10 |
| 20 - 24 years | 515 | - | - | 4 | 160 | 248 | 100 | 3 |
| 25 - 29 years | 217 | - | - | - | 32 | 113 | 70 | 2 |
| 30 - 34 years | 199 | - | - | - | 8 | 84 | 99 | 8 |
| 35 - 39 years | 85 | - | - | - | - | 22 | 58 | 5 |
| 40 - 44 years | 49 | - | - | - | - | 8 | 36 | 5 |
| 45 - 49 years | 9 | - | - | - | - | - | 7 | 2 |
| 50 + years | 4 | - | - | - | - | 2 | - | 2 |
| Not stated | 224 | 15 | 42 | 77 | 51 | 37 | 2 | - |
| Male | | | | | | | | |
| Total | 7,865 | 383 | 1,291 | 2,420 | 1,619 | 1,541 | 568 | 43 |
| < 1 year | 2,050 | 254 | 574 | 668 | 324 | 184 | 43 | 3 |
| 1 year | 873 | 65 | 243 | 323 | 134 | 83 | 25 | - |
| 2 years | 861 | 33 | 208 | 336 | 160 | 103 | 20 | 1 |
| 3 years | 632 | 10 | 101 | 265 | 129 | 100 | 26 | 1 |
| 4 years | 302 | 4 | 53 | 122 | 59 | 51 | 13 | - |
| 5 - 9 years | 1,116 | 6 | 73 | 455 | 296 | 226 | 55 | 5 |
| 10 - 14 years | 691 | - | 11 | 171 | 208 | 245 | 52 | 4 |
| 15 - 19 years | 397 | - | - | 35 | 135 | 172 | 48 | 7 |
| 20 - 24 years | 356 | - | - | 2 | 125 | 170 | 57 | 2 |
| 25 - 29 years | 174 | - | - | - | 27 | 91 | 54 | 2 |
| 30 - 34 years | 166 | - | - | - | 4 | 74 | 82 | 6 |
| 35 - 39 years | 74 | - | - | - | - | 19 | 50 | 5 |
| 40 - 44 years | 45 | - | - | - | - | 7 | 34 | 4 |
| 45 - 49 years | 8 | - | - | - | - | - | 7 | 1 |
| 50 + years | 2 | - | - | - | - | - | - | 2 |
| Not stated | 118 | 11 | 28 | 43 | 18 | 16 | 2 | - |
| Female | | | | | | | | |
| Total | 9,201 | 387 | 1,464 | 3,052 | 2,344 | 1,566 | 364 | 24 |
| < 1 year | 2,162 | 260 | 651 | 701 | 337 | 174 | 37 | 2 |
| 1 year | 1,287 | 73 | 303 | 518 | 251 | 117 | 24 | 1 |
| 2 years | 1,402 | 27 | 250 | 567 | 358 | 177 | 22 | 1 |
| 3 years | 940 | 12 | 120 | 365 | 281 | 138 | 21 | 3 |
| 4 years | 521 | 1 | 61 | 208 | 142 | 88 | 18 | 3 |
| 5 - 9 years | 1,539 | 10 | 62 | 532 | 533 | 342 | 57 | 3 |
| 10 - 14 years | 663 | - | 3 | 105 | 268 | 231 | 53 | 3 |
| 15 - 19 years | 328 | - | - | 20 | 97 | 162 | 46 | 3 |
| 20 - 24 years | 159 | - | - | 2 | 35 | 78 | 43 | 1 |
| 25 - 29 years | 43 | - | - | - | 5 | 22 | 16 | - |
| 30 - 34 years | 33 | - | - | - | 4 | 10 | 17 | 2 |
| 35 - 39 years | 11 | - | - | - | - | 3 | 8 | - |
| 40 - 44 years | 4 | - | - | - | - | 1 | 2 | 1 |
| 45 - 49 years | 1 | - | - | - | - | - | - | 1 |
| 50 + years | 2 | - | - | - | - | 2 | - | - |
| Not stated | 106 | 4 | 14 | 34 | 33 | 21 | - | - |

Table CU10 - Currently unemployed population (excluding first job seekers) aged 16 years and over by length of service with last employer, age and sex




| Country, Island, Length of service and Sex | Total | Age (in years) | | | | | | |
|--|--------|----------------|---------|---------|---------|---------|---------|------|
| | | 16 - 19 | 20 - 24 | 25 - 34 | 35 - 44 | 45 - 54 | 55 - 64 | 65 + |
| Island of Mauritius | | | | | | | | |
| Both sexes | | | | | | | | |
| Total | 16,379 | 733 | 2,619 | 5,189 | 3,806 | 3,055 | 913 | 64 |
| < 1 year | 4,000 | 490 | 1,160 | 1,296 | 626 | 351 | 72 | 5 |
| 1 year | 2,050 | 131 | 513 | 789 | 370 | 197 | 49 | 1 |
| 2 years | 2,172 | 56 | 437 | 437 | 498 | 277 | 41 | 2 |
| 3 years | 1,515 | 21 | 216 | 597 | 396 | 234 | 47 | 4 |
| 4 years | 797 | 5 | 110 | 317 | 193 | 138 | 31 | 3 |
| 5 - 9 years | 2,566 | 16 | 129 | 940 | 803 | 561 | 110 | 7 |
| 10 - 14 years | 1,309 | - | 13 | 261 | 459 | 466 | 103 | 7 |
| 15 - 19 years | 707 | - | - | 52 | 222 | 330 | 94 | 9 |
| 20 - 24 years | 502 | - | - | 4 | 155 | 241 | 99 | 3 |
| 25 - 29 years | 212 | - | - | - | 30 | 112 | 68 | 2 |
| 30 - 34 years | 192 | - | - | - | 6 | 80 | 98 | 8 |
| 35 - 39 years | 82 | - | - | - | - | 21 | 56 | 5 |
| 40 - 44 years | 49 | - | - | - | - | 8 | 36 | 5 |
| 45 - 49 years | 8 | - | - | - | - | - | 7 | 1 |
| 50 + years | 4 | - | - | - | - | 2 | - | 2 |
| Not stated | 214 | 14 | 41 | 72 | 48 | 37 | 2 | - |
| Male | | | | | | | | |
| Total | 7,500 | 363 | 1,225 | 2,275 | 1,526 | 1,510 | 559 | 42 |
| < 1 year | 1,932 | 241 | 544 | 627 | 298 | 180 | 39 | 3 |
| 1 year | 822 | 62 | 225 | 303 | 125 | 82 | 25 | - |
| 2 years | 819 | 31 | 198 | 317 | 151 | 101 | 20 | 1 |
| 3 years | 606 | 9 | 99 | 248 | 125 | 98 | 26 | 1 |
| 4 years | 284 | 4 | 51 | 112 | 53 | 51 | 13 | - |
| 5 - 9 years | 1,073 | 6 | 71 | 432 | 284 | 222 | 54 | 4 |
| 10 - 14 years | 663 | - | 10 | 162 | 196 | 239 | 52 | 4 |
| 15 - 19 years | 385 | - | - | 33 | 129 | 168 | 48 | 7 |
| 20 - 24 years | 346 | - | - | 2 | 120 | 166 | 56 | 2 |
| 25 - 29 years | 170 | - | - | - | 25 | 90 | 53 | 2 |
| 30 - 34 years | 164 | - | - | - | 4 | 72 | 82 | 6 |
| 35 - 39 years | 71 | - | - | - | - | 18 | 48 | 5 |
| 40 - 44 years | 45 | - | - | - | - | 7 | 34 | 4 |
| 45 - 49 years | 8 | - | - | - | - | - | 7 | 1 |
| 50 + years | 2 | - | - | - | - | - | - | 2 |
| Not stated | 110 | 10 | 27 | 39 | 16 | 16 | 2 | - |
| Female | | | | | | | | |
| Total | 8,879 | 370 | 1,394 | 2,914 | 2,280 | 1,545 | 354 | 22 |
| < 1 year | 2,068 | 249 | 616 | 669 | 328 | 171 | 33 | 2 |
| 1 year | 1,228 | 69 | 288 | 486 | 245 | 115 | 24 | 1 |
| 2 years | 1,353 | 25 | 239 | 544 | 347 | 176 | 21 | 1 |
| 3 years | 909 | 12 | 117 | 349 | 271 | 136 | 21 | 3 |
| 4 years | 513 | 1 | 59 | 205 | 140 | 87 | 18 | 3 |
| 5 - 9 years | 1,493 | 10 | 58 | 508 | 519 | 339 | 56 | 3 |
| 10 - 14 years | 646 | - | 3 | 99 | 263 | 227 | 51 | 3 |
| 15 - 19 years | 322 | - | - | 19 | 93 | 162 | 46 | 2 |
| 20 - 24 years | 156 | - | - | 2 | 35 | 75 | 43 | 1 |
| 25 - 29 years | 42 | - | - | - | 5 | 22 | 15 | - |
| 30 - 34 years | 28 | - | - | - | 2 | 8 | 16 | 2 |
| 35 - 39 years | 11 | - | - | - | - | 3 | 8 | - |
| 40 - 44 years | 4 | - | - | - | - | 1 | 2 | 1 |
| 45 - 49 years | - | - | - | - | - | - | - | - |
| 50 + years | 2 | - | - | - | - | 2 | - | - |
| Not stated | 104 | 4 | 14 | 33 | 32 | 21 | - | - |

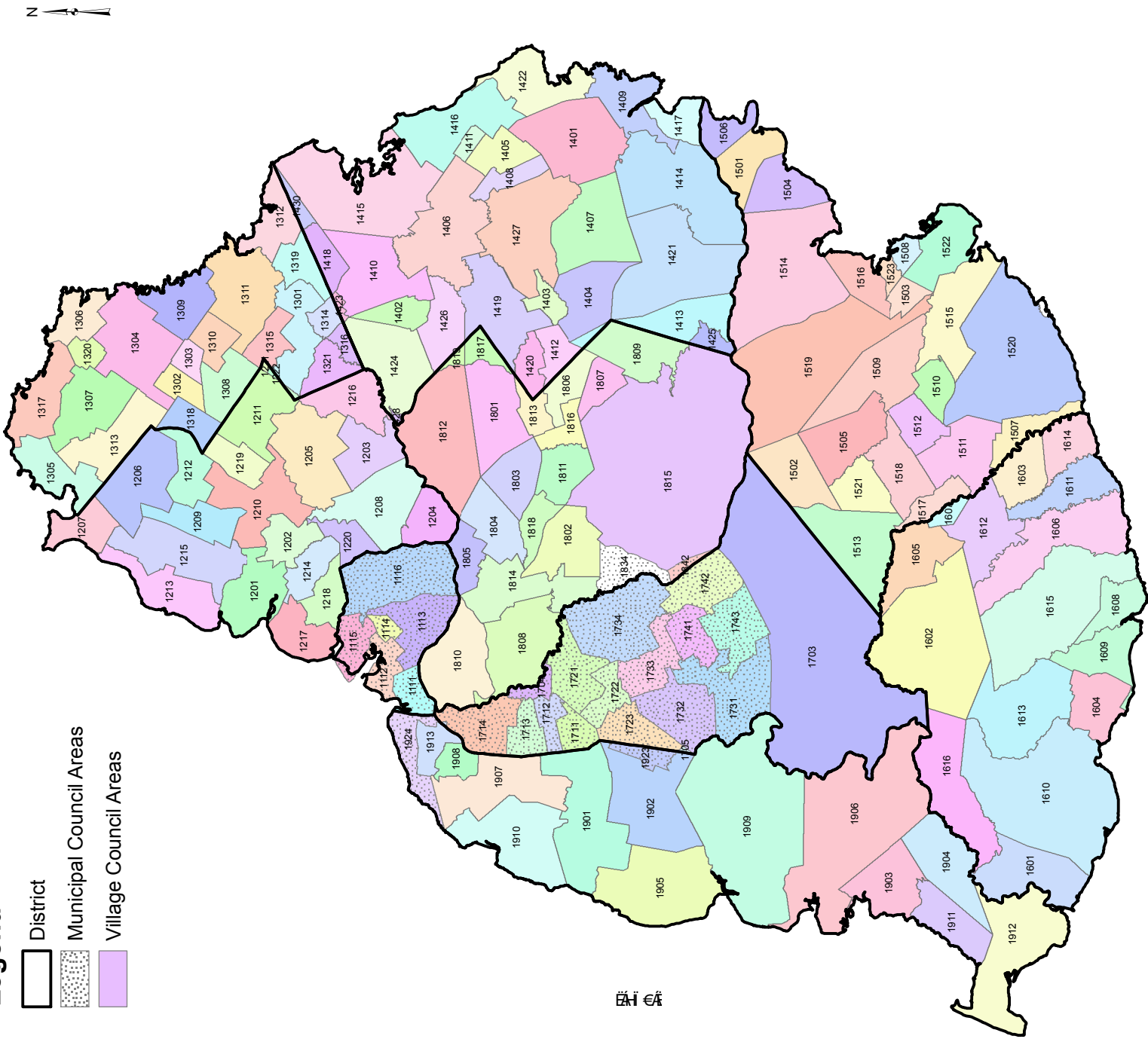
Table CU10 - Currently unemployed population (excluding first job seekers) aged 16 years and over by length of service with last employer, age and sex

| Country, Island, Length of service and Sex | Total | Age (in years) | | | | | | |
|--|-------|----------------|---------|---------|---------|---------|---------|------|
| | | 16 - 19 | 20 - 24 | 25 - 34 | 35 - 44 | 45 - 54 | 55 - 64 | 65 + |
| Island of Rodrigues | | | | | | | | |
| Both sexes | | | | | | | | |
| Total | 687 | 37 | 136 | 283 | 157 | 52 | 19 | 3 |
| < 1 year | 212 | 24 | 65 | 73 | 35 | 7 | 8 | - |
| 1 year | 110 | 7 | 33 | 52 | 15 | 3 | - | - |
| 2 years | 91 | 4 | 21 | 42 | 20 | 3 | 1 | - |
| 3 years | 57 | 1 | 5 | 33 | 14 | 4 | - | - |
| 4 years | 26 | - | 4 | 13 | 8 | 1 | - | - |
| 5 - 9 years | 89 | - | 6 | 47 | 26 | 7 | 2 | 1 |
| 10 - 14 years | 45 | - | 1 | 15 | 17 | 10 | 2 | - |
| 15 - 19 years | 18 | - | - | 3 | 10 | 4 | - | 1 |
| 20 - 24 years | 13 | - | - | - | 5 | 7 | 1 | - |
| 25 - 29 years | 5 | - | - | - | 2 | 1 | 2 | - |
| 30 - 34 years | 7 | - | - | - | 2 | 4 | 1 | - |
| 35 - 39 years | 3 | - | - | - | - | 1 | 2 | - |
| 40 - 44 years | - | - | - | - | - | - | - | - |
| 45 - 49 years | 1 | - | - | - | - | - | - | 1 |
| 50 + years | - | - | - | - | - | - | - | - |
| Not stated | 10 | 1 | 1 | 5 | 3 | - | - | - |
| Male | | | | | | | | |
| Total | 365 | 20 | 66 | 145 | 93 | 31 | 9 | 1 |
| < 1 year | 118 | 13 | 30 | 41 | 26 | 4 | 4 | - |
| 1 year | 51 | 3 | 18 | 20 | 9 | 1 | - | - |
| 2 years | 42 | 2 | 10 | 19 | 9 | 2 | - | - |
| 3 years | 26 | 1 | 2 | 17 | 4 | 2 | - | - |
| 4 years | 18 | - | 2 | 10 | 6 | - | - | - |
| 5 - 9 years | 43 | - | 2 | 23 | 12 | 4 | 1 | 1 |
| 10 - 14 years | 28 | - | 1 | 9 | 12 | 6 | - | - |
| 15 - 19 years | 12 | - | - | 2 | 6 | 4 | - | - |
| 20 - 24 years | 10 | - | - | - | 5 | 4 | 1 | - |
| 25 - 29 years | 4 | - | - | - | 2 | 1 | 1 | - |
| 30 - 34 years | 2 | - | - | - | - | 2 | - | - |
| 35 - 39 years | 3 | - | - | - | - | 1 | 2 | - |
| 40 - 44 years | - | - | - | - | - | - | - | - |
| 45 - 49 years | - | - | - | - | - | - | - | - |
| 50 + years | - | - | - | - | - | - | - | - |
| Not stated | 8 | 1 | 1 | 4 | 2 | - | - | - |
| Female | | | | | | | | |
| Total | 322 | 17 | 70 | 138 | 64 | 21 | 10 | 2 |
| < 1 year | 94 | 11 | 35 | 32 | 9 | 3 | 4 | - |
| 1 year | 59 | 4 | 15 | 32 | 6 | 2 | - | - |
| 2 years | 49 | 2 | 11 | 23 | 11 | 1 | 1 | - |
| 3 years | 31 | - | 3 | 16 | 10 | 2 | - | - |
| 4 years | 8 | - | 2 | 3 | 2 | 1 | - | - |
| 5 - 9 years | 46 | - | 4 | 24 | 14 | 3 | 1 | - |
| 10 - 14 years | 17 | - | - | 6 | 5 | 4 | 2 | - |
| 15 - 19 years | 6 | - | - | 1 | 4 | - | - | 1 |
| 20 - 24 years | 3 | - | - | - | - | 3 | - | - |
| 25 - 29 years | 1 | - | - | - | - | - | 1 | - |
| 30 - 34 years | 5 | - | - | - | 2 | 2 | 1 | - |
| 35 - 39 years | - | - | - | - | - | - | - | - |
| 40 - 44 years | - | - | - | - | - | - | - | - |
| 45 - 49 years | 1 | - | - | - | - | - | - | 1 |
| 50 + years | - | - | - | - | - | - | - | - |
| Not stated | 2 | - | - | 1 | 1 | - | - | - |

Map of Island of Mauritius showing Municipal and Village Council Areas by District

Legend

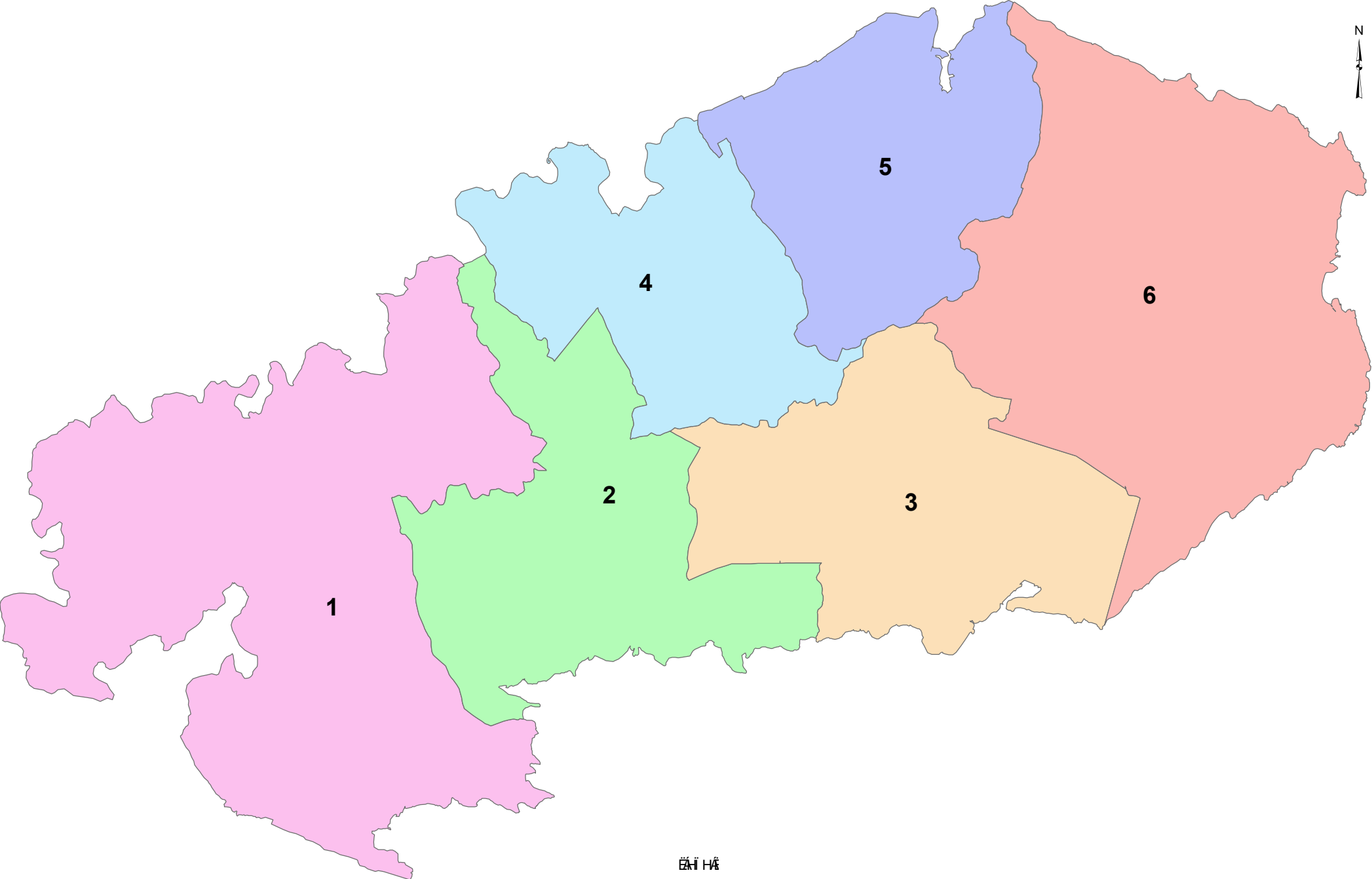
-  District
-  Municipal Council Areas
-  Village Council Areas



Description of codes of Municipal and Village Council Areas shown at Appendix I

| Code | Region | Code | Region | Code | Region | Code | Region |
|----------------------------------|--|--|--|---|---|----------------------------------|---|
| <i>District of Port Louis</i> | | <i>District of Pamplemousses (contd)</i> | | <i>District of Rivière du Rempart (contd)</i> | | <i>District of Flacq (contd)</i> | |
| 1111 | Town of Port-Louis - Ward 1- East (West in Black River district) | 1220 | Notre Dame VCA | 1319 | Plaines des Roches VCA - North (South in Flacq district) | 1420 | St. Julien d'Hotman VCA - East (West in Moka district) |
| 1112 | Town of Port-Louis - Ward 2 | 1221 | Amitié VCA - West (East in Rivière du Rempart district) | 1320 | Roche Terre VCA | 1421 | Sébastopol VCA |
| 1113 | Town of Port-Louis - Ward 3 | 1222 | Belle Vue Maurel VCA - North (South in Rivière du Rempart district) | 1321 | Villebague VCA - East (West in Pamplemousses district & South in Flacq district) | 1422 | Trou d'Eau Douce VCA |
| 1114 | Town of Port-Louis - Ward 4 | <i>District of Rivière du Rempart</i> | | <i>District of Flacq</i> | | 1423 | Amaury VCA - South (North in Rivière du Rempart district) |
| 1115 | Town of Port-Louis - Ward 5 | 1301 | Belle Vue Maurel VCA - South (North in Pamplemousses district) | 1401 | Bel Air Rivière Sèche VCA | 1424 | Brisée Verdrière VCA - South (North in Rivière du Rempart district) |
| 1116 | Town of Port-Louis - Ward 6 | 1302 | Cottage VCA | 1402 | Bon Accueil VCA | 1425 | Dubreuil VCA - East (West in Moka district) |
| <i>District of Pamplemousses</i> | | 1303 | Espérance Trébuchet VCA | 1403 | Camp de Masque VCA | 1426 | Lalmatie VCA - East (West in Moka district) |
| 1201 | Arsenal VCA | 1304 | Goodlands VCA | 1404 | Camp de Masque Pavé VCA | 1427 | Queen Victoria VCA |
| 1202 | Calebasses VCA | 1305 | Grand Baie VCA - East (West in Pamplemousses district) | 1405 | Camp Ithier VCA | 1428 | Villebague VCA - South (East in Rivière du Rempart district & West in Pamplemousses district) |
| 1203 | Congomah VCA | 1306 | Grand Gaube VCA | 1406 | Centre de Flacq VCA | 1430 | Roches Noires VCA - South (North in Rivière du Rempart district) |
| 1204 | Crève Coeur VCA | 1307 | Petit Raffray VCA | 1407 | Clémencia VCA | <i>District of Grand Port</i> | |
| 1205 | D'Épinay VCA | 1308 | Piton VCA - East (West in Pamplemousses district) | 1408 | Écroignard VCA | 1501 | Bambous Virieux VCA |
| 1206 | Fond du Sac VCA | 1309 | Poudre d'Or VCA | 1409 | Grand River South East VCA | 1502 | Bananes VCA |
| 1207 | Grand Baie VCA - West (East in Rivière du Rempart district) | 1310 | Poudre d'Or Hamlet VCA | 1410 | Laventure VCA | 1503 | Grand Bel Air VCA |
| 1208 | Long Mountain VCA | 1311 | Rivière du Rempart VCA | 1411 | Mare la Chauz VCA | 1504 | Bois des Amourettes VCA |
| 1209 | Morcellement St. André VCA | 1312 | Roches Noires VCA - North (South in Flacq District) | 1412 | Médine Camp de Masque VCA - East (West in Moka district) | 1505 | Cluny VCA |
| 1210 | Pamplemousses VCA | 1313 | The Vale VCA | 1413 | Montagne Blanche VCA - East (West in Moka district) | 1506 | Grand Sable VCA |
| 1211 | Piton VCA - West (East in Rivière du Rempart District) | 1314 | Amaury VCA - North (South in Flacq district) | 1414 | Olivia VCA | 1507 | L'Escalier VCA - East (West in Savanne district) |
| 1212 | Plaine des Papayes VCA | 1315 | Amitié VCA - East (West in Pamplemousses district) | 1415 | Poste de Flacq VCA | 1508 | Mahébourg VCA |
| 1213 | Pointe aux Piments VCA | 1316 | Brisée Verdrière VCA - North (South in Flacq district) | 1416 | Quatre Cocos VCA | 1509 | Mare Chicose VCA |
| 1214 | Terre Rouge VCA | 1317 | Cap Malheureux VCA | 1417 | Quatre Soeurs VCA | 1510 | Mare d'Albert VCA |
| 1215 | Triolet VCA | 1318 | Mapou VCA - North (South in Pamplemousses district) | 1418 | Plaines des Roches VCA - South (North in Rivière du Rempart district) | 1511 | Mare Tabac VCA |
| 1216 | Villebague VCA - West (East in Rivière du Rempart district & South in Flacq district) | | | 1419 | St. Julien (Haut de Flacq) VCA - East (West in Moka district) | 1512 | New Grove VCA |
| 1217 | Baie du Tombeau VCA | | | | | 1513 | Nouvelle France VCA |
| 1218 | Le Hochet VCA | | | | | | |
| 1219 | Mapou VCA - South (North in Rivière du Rempart district) | | | | | | |

Map of Island of Rodrigues showing six local regions



List of localities within each local region defined for Rodrigues

| Region 1 | Region 2 | Region 3 | Region 4 | Region 5 | Region 6 |
|--------------------------|------------------|--------------------|---------------------|------------------|-------------------------|
| Anse Nicholas | Anse Baleine | Bassin Cabri | Acacia | Anse Aux Anglais | Anse Ally |
| Anse Quitor (Corail) | Anse Raffin | Bassin Gallard | Allée Tamarin | Baie Lascars | Anse Femie |
| Baie Du Nord | Anse Tamarin | Bois D'Olive | Baie Diamant | Baladirou | Baladirou |
| Baie Lascars (West) | Baie Malgache | Canary | Baie Malgache | Camp Baptiste | Bassin Banane |
| Baie Manioc | Barrage | Canne Paul | Barrage | Camp Du Roi | Batatran |
| Baie Pistache | Bigarade | Citron Donis | Camp Du Roi | Caverne Provert | Bel Air |
| Baie Topaze | Citron Donis | Dans Bégué | Dans Samy | Champs | Brulé |
| Bengélique | Citron | Eau Claire | Jardin Mamzelle | Citronelle | Chateau D'Eau |
| Camp Pintade | Dans Samy | Eau Vannée | La Bonté | Sygangues | Coromandel |
| Cascade Jean Louis | Deux Montagnes | Lataniers | Les Choux | Dans Bébé | Dans Azie |
| Caverne Patate | Grand Var | Malartic | L'Union | Désiré | Décidé |
| Corail | Ile Michel | Mont Lubin | Malabar | Fond La Digue | Fumier |
| Eau Verte | La Ferme | Montagne Bois Noir | Malartic | Grand Baie | Grande Montagne |
| Grand La Fouche (Corail) | La Fouche Corail | Montagne Chérie | Mon Chérie | Crève Coeur | Graviers |
| Grand La Fouche (Mangue) | Mangues | Nassola | Montagne Charlot | Jentac | Crève Coeur |
| La Ferme | Maréchal | Palissade Ternel | Montagne Cimetièrre | Malabar | Montagne Cabris (South) |
| Les Salines | Mont Cabris | Parc Martin | Montagne Tonnerre | Mont Lubin | Montagne Goyaves |
| Limon | Papayes | Parc Tortue | Mourouk | Montagne Charlot | Nassola |
| Mangues | Petit Gabriel | Pavillon | Baie aux Huitres | Montagne Fanal | Nouvelle Decouverte |
| Manique | Petite Butte | Petit Gabriel | Petit Gabriel | Montagne Goyaves | Oranges |
| Montagne Croupier | Quatre Vents | Pompée | Pointe L'Herbe | Morico | Palissade Ternel |
| Montagne Du Sable | Rivière Cocos | Port Sud Est | Pointe Monnier | Oranges | Patate Théophile |
| Montagne Plate | Tamarin | Sainte Famille | Quatre Vents | Port Mathurin | Paté Reynieux |
| Montagne Travers | | Saint Gabriel | Soupir | Roseaux | Petit Brulé |
| Patate | | Tambes | | Solitude | Petits Graviers |
| Petite Butte | | Var Brulé | | Soupir | Pointe Cotton |
| Piments | | | | Terre Rouge | Rivière Banane |
| Pistache | | | | Vainqueur | Roche Bon Dieu |
| Plaine Caverne | | | | Vangar | Saint D'Or |
| Plaine Corail | | | | | Saint Francois |
| Plaine Mapou | | | | | Saponnaire |
| Reposoir | | | | | St Louis |
| Vangasailles | | | | | Tambes |
| Vingt Tours | | | | | Tasman |
| | | | | | Trèfles |
| | | | | | Trois Soleils |
| | | | | | Vainqueur |

DESCRIPTION OF SECTIONS OF NATIONAL STANDARD INDUSTRIAL CLASSIFICATION OF ECONOMIC ACTIVITIES, NSIC Rev. 2

| Section | Description | Section | Description |
|----------------|--|----------------|---|
| A | Agriculture, forestry and fishing | O | Public administration and defence; compulsory social security |
| B | Mining and quarrying | P | Education |
| C | Manufacturing | Q | Human health and social work activities |
| D | Electricity, gas, steam and air conditioning supply | R | Arts, entertainment and recreation |
| E | Water supply; sewerage, waste management and remediation activities | S | Other service activities |
| F | Construction | T | Activities of households as employers |
| G | Wholesale and retail trade; repair of motor vehicles and motorcycles | U | Activities of extra territorial organisations and bodies |
| H | Transportation and storage | | |
| I | Accommodation and food service activities | | |
| J | Information and communication | | |
| K | Financial and insurance activities | | |
| L | Real estate activities | | |
| M | Professional, scientific and technical activities | | |
| N | Administrative and support service activities | | |

COMPLETE A LINE FOR EVERY PERSON PRESENT ON CENSUS NIGHT (3 - 4 JULY 2011) AND ALSO FOR EVERY PERSON WHO USUALLY LIVES IN THE HOUSEHOLD BUT WAS ABSENT ON CENSUS NIGHT

| P01 | P02A | P02B | P03 | P04 | P05 | P06 |
|----------------------|--|---|---|-----------------------------------|-----------------------------------|---|
| Person Number | i Surname ii Other names | National ID Card Number | Relationship to head | Sex | Age | Date of birth |
| | Write the (i) surname and (ii) other names in the following order: Head of household Spouse of head Unmarried children of head Married children of head and their families Other relatives of head Other persons | Write the ID number. (applicable for Mauritian citizens) | State if: 1 Head 2 Spouse 3 Son/Daughter 4 Son-in-law/ Daughter-in-law 5 Grand child 6 Father/Mother of head 7 Other relative of head 8 Non relative of head | State if: M: Male F: Female | Write the age in completed years. | Write the day, month and year of birth. |
| | BABIES MUST BE INCLUDED | | | | | |
| <input type="text"/> | i <input type="text"/> ii <input type="text"/> | <input type="text"/> | <input type="text"/> 1 2 3 4 5 6 7 8 | <input type="text"/> M F | <input type="text"/> | <input type="text"/> DD MM YYYY |
| <input type="text"/> | i <input type="text"/> ii <input type="text"/> | <input type="text"/> | <input type="text"/> 1 2 3 4 5 6 7 8 | <input type="text"/> M F | <input type="text"/> | <input type="text"/> DD MM YYYY |
| <input type="text"/> | i <input type="text"/> ii <input type="text"/> | <input type="text"/> | <input type="text"/> 1 2 3 4 5 6 7 8 | <input type="text"/> M F | <input type="text"/> | <input type="text"/> DD MM YYYY |
| <input type="text"/> | i <input type="text"/> ii <input type="text"/> | <input type="text"/> | <input type="text"/> 1 2 3 4 5 6 7 8 | <input type="text"/> M F | <input type="text"/> | <input type="text"/> DD MM YYYY |
| <input type="text"/> | i <input type="text"/> ii <input type="text"/> | <input type="text"/> | <input type="text"/> 1 2 3 4 5 6 7 8 | <input type="text"/> M F | <input type="text"/> | <input type="text"/> DD MM YYYY |
| <input type="text"/> | i <input type="text"/> ii <input type="text"/> | <input type="text"/> | <input type="text"/> 1 2 3 4 5 6 7 8 | <input type="text"/> M F | <input type="text"/> | <input type="text"/> DD MM YYYY |
| <input type="text"/> | i <input type="text"/> ii <input type="text"/> | <input type="text"/> | <input type="text"/> 1 2 3 4 5 6 7 8 | <input type="text"/> M F | <input type="text"/> | <input type="text"/> DD MM YYYY |
| <input type="text"/> | i <input type="text"/> ii <input type="text"/> | <input type="text"/> | <input type="text"/> 1 2 3 4 5 6 7 8 | <input type="text"/> M F | <input type="text"/> | <input type="text"/> DD MM YYYY |

| P01 Person Number | P07A Citizenship | P08 Whereabouts as Census night | P09A P09B Usual address |
|--|---|---|--|
| | <p>State if the person's citizenship is:</p> <p>If non-Mauritian, specify the country of citizenship.</p> <p>1 Mauritan, born in Island of Mauritius 2 Mauritian, born in Rodrigues 3 Mauritian, born in Diego Garcia/Chagos 4 Mauritian, born in Agalega/St. Brandon 5 Mauritian by descent 6 Mauritian by registration 7 Mauritian by naturalisation 8 Non-Mauritian</p> | <p>State If:</p> <p>1 Here 2 Elsewhere in the Republic of Mauritius 3 Outside the Republic of Mauritius</p> | <p>State If usual address is:</p> <p>1 Here 2 Elsewhere in the Republic of Mauritius 3 Outside the Republic of Mauritius</p> <p>If usual address is «Here» go to P10A</p> <p>For persons whose usual address is not «Here». Write the person's usual address. For persons on visit to Mauritius, write the country of residence.</p> |
| <input type="text"/> <input type="text"/> <input type="text"/> | <input type="text"/> <input type="text"/> <input type="text"/> <input type="text"/> <input type="text"/> <input type="text"/> <input type="text"/> <input type="text"/> <input type="text"/> 1 2 3 4 5 6 7 8 | <input type="text"/> <input type="text"/> <input type="text"/> 1 2 3 | <input type="text"/> <input type="text"/> <input type="text"/> <input type="text"/> <input type="text"/> <input type="text"/> <input type="text"/> <input type="text"/> <input type="text"/> 1 2 3 1 2 3 |
| <input type="text"/> <input type="text"/> <input type="text"/> | <input type="text"/> <input type="text"/> <input type="text"/> <input type="text"/> <input type="text"/> <input type="text"/> <input type="text"/> <input type="text"/> <input type="text"/> 1 2 3 4 5 6 7 8 | <input type="text"/> <input type="text"/> <input type="text"/> 1 2 3 | <input type="text"/> <input type="text"/> <input type="text"/> <input type="text"/> <input type="text"/> <input type="text"/> <input type="text"/> <input type="text"/> 1 2 3 1 2 3 |
| <input type="text"/> <input type="text"/> <input type="text"/> | <input type="text"/> <input type="text"/> <input type="text"/> <input type="text"/> <input type="text"/> <input type="text"/> <input type="text"/> <input type="text"/> <input type="text"/> 1 2 3 4 5 6 7 8 | <input type="text"/> <input type="text"/> <input type="text"/> 1 2 3 | <input type="text"/> <input type="text"/> <input type="text"/> <input type="text"/> <input type="text"/> <input type="text"/> <input type="text"/> <input type="text"/> 1 2 3 1 2 3 |
| <input type="text"/> <input type="text"/> <input type="text"/> | <input type="text"/> <input type="text"/> <input type="text"/> <input type="text"/> <input type="text"/> <input type="text"/> <input type="text"/> <input type="text"/> <input type="text"/> 1 2 3 4 5 6 7 8 | <input type="text"/> <input type="text"/> <input type="text"/> 1 2 3 | <input type="text"/> <input type="text"/> <input type="text"/> <input type="text"/> <input type="text"/> <input type="text"/> <input type="text"/> <input type="text"/> 1 2 3 1 2 3 |
| <input type="text"/> <input type="text"/> <input type="text"/> | <input type="text"/> <input type="text"/> <input type="text"/> <input type="text"/> <input type="text"/> <input type="text"/> <input type="text"/> <input type="text"/> <input type="text"/> 1 2 3 4 5 6 7 8 | <input type="text"/> <input type="text"/> <input type="text"/> 1 2 3 | <input type="text"/> <input type="text"/> <input type="text"/> <input type="text"/> <input type="text"/> <input type="text"/> <input type="text"/> <input type="text"/> 1 2 3 1 2 3 |
| <input type="text"/> <input type="text"/> <input type="text"/> | <input type="text"/> <input type="text"/> <input type="text"/> <input type="text"/> <input type="text"/> <input type="text"/> <input type="text"/> <input type="text"/> <input type="text"/> 1 2 3 4 5 6 7 8 | <input type="text"/> <input type="text"/> <input type="text"/> 1 2 3 | <input type="text"/> <input type="text"/> <input type="text"/> <input type="text"/> <input type="text"/> <input type="text"/> <input type="text"/> <input type="text"/> 1 2 3 1 2 3 |
| <input type="text"/> <input type="text"/> <input type="text"/> | <input type="text"/> <input type="text"/> <input type="text"/> <input type="text"/> <input type="text"/> <input type="text"/> <input type="text"/> <input type="text"/> <input type="text"/> 1 2 3 4 5 6 7 8 | <input type="text"/> <input type="text"/> <input type="text"/> 1 2 3 | <input type="text"/> <input type="text"/> <input type="text"/> <input type="text"/> <input type="text"/> <input type="text"/> <input type="text"/> <input type="text"/> 1 2 3 1 2 3 |
| <input type="text"/> <input type="text"/> <input type="text"/> | <input type="text"/> <input type="text"/> <input type="text"/> <input type="text"/> <input type="text"/> <input type="text"/> <input type="text"/> <input type="text"/> <input type="text"/> 1 2 3 4 5 6 7 8 | <input type="text"/> <input type="text"/> <input type="text"/> 1 2 3 | <input type="text"/> <input type="text"/> <input type="text"/> <input type="text"/> <input type="text"/> <input type="text"/> <input type="text"/> <input type="text"/> 1 2 3 1 2 3 |

**P01
Person
Number**

P12 A

**P12B
Disability**

State if the person has any difficulty to perform a daily-life activity considered normal for his/her age.

Y: Yes
N: No

If «No» go to P13

If «Yes» at P12A, state the severity of all applicable difficulties as follows: 1. Some difficulty

A
Seeing even if wearing glasses

B
Hearing even if using a hearing aid

C
Walking or climbing stairs

D
Remembering, concentrating or acquiring education and learning

E
Looking after oneself with regard to feeding, personal care and hygiene

F
Speaking and talking

2. A lot of difficulty

G
Manual activities such as gripping and holding

3. Cannot do at all

H
Disturbances of behaviour, including antisocial behaviour, maladjustment and liability to self injury

I
Other difficulties, specify

| | Y N | A 1 2 3 | B 1 2 3 | C 1 2 3 | D 1 2 3 | E 1 2 3 | F 1 2 3 | G 1 2 3 | H 1 2 3 | I 1 2 3 | |
|--|---|--|--|--|--|--|--|--|--|--|--|
| | <input type="checkbox"/> Y <input type="checkbox"/> N | <input type="checkbox"/> 1 <input type="checkbox"/> 2 <input type="checkbox"/> 3 | <input type="checkbox"/> 1 <input type="checkbox"/> 2 <input type="checkbox"/> 3 | <input type="checkbox"/> 1 <input type="checkbox"/> 2 <input type="checkbox"/> 3 | <input type="checkbox"/> 1 <input type="checkbox"/> 2 <input type="checkbox"/> 3 | <input type="checkbox"/> 1 <input type="checkbox"/> 2 <input type="checkbox"/> 3 | <input type="checkbox"/> 1 <input type="checkbox"/> 2 <input type="checkbox"/> 3 | <input type="checkbox"/> 1 <input type="checkbox"/> 2 <input type="checkbox"/> 3 | <input type="checkbox"/> 1 <input type="checkbox"/> 2 <input type="checkbox"/> 3 | <input type="checkbox"/> 1 <input type="checkbox"/> 2 <input type="checkbox"/> 3 | |
| | <input type="checkbox"/> Y <input type="checkbox"/> N | <input type="checkbox"/> 1 <input type="checkbox"/> 2 <input type="checkbox"/> 3 | <input type="checkbox"/> 1 <input type="checkbox"/> 2 <input type="checkbox"/> 3 | <input type="checkbox"/> 1 <input type="checkbox"/> 2 <input type="checkbox"/> 3 | <input type="checkbox"/> 1 <input type="checkbox"/> 2 <input type="checkbox"/> 3 | <input type="checkbox"/> 1 <input type="checkbox"/> 2 <input type="checkbox"/> 3 | <input type="checkbox"/> 1 <input type="checkbox"/> 2 <input type="checkbox"/> 3 | <input type="checkbox"/> 1 <input type="checkbox"/> 2 <input type="checkbox"/> 3 | <input type="checkbox"/> 1 <input type="checkbox"/> 2 <input type="checkbox"/> 3 | <input type="checkbox"/> 1 <input type="checkbox"/> 2 <input type="checkbox"/> 3 | |
| | <input type="checkbox"/> Y <input type="checkbox"/> N | <input type="checkbox"/> 1 <input type="checkbox"/> 2 <input type="checkbox"/> 3 | <input type="checkbox"/> 1 <input type="checkbox"/> 2 <input type="checkbox"/> 3 | <input type="checkbox"/> 1 <input type="checkbox"/> 2 <input type="checkbox"/> 3 | <input type="checkbox"/> 1 <input type="checkbox"/> 2 <input type="checkbox"/> 3 | <input type="checkbox"/> 1 <input type="checkbox"/> 2 <input type="checkbox"/> 3 | <input type="checkbox"/> 1 <input type="checkbox"/> 2 <input type="checkbox"/> 3 | <input type="checkbox"/> 1 <input type="checkbox"/> 2 <input type="checkbox"/> 3 | <input type="checkbox"/> 1 <input type="checkbox"/> 2 <input type="checkbox"/> 3 | <input type="checkbox"/> 1 <input type="checkbox"/> 2 <input type="checkbox"/> 3 | |
| | <input type="checkbox"/> Y <input type="checkbox"/> N | <input type="checkbox"/> 1 <input type="checkbox"/> 2 <input type="checkbox"/> 3 | <input type="checkbox"/> 1 <input type="checkbox"/> 2 <input type="checkbox"/> 3 | <input type="checkbox"/> 1 <input type="checkbox"/> 2 <input type="checkbox"/> 3 | <input type="checkbox"/> 1 <input type="checkbox"/> 2 <input type="checkbox"/> 3 | <input type="checkbox"/> 1 <input type="checkbox"/> 2 <input type="checkbox"/> 3 | <input type="checkbox"/> 1 <input type="checkbox"/> 2 <input type="checkbox"/> 3 | <input type="checkbox"/> 1 <input type="checkbox"/> 2 <input type="checkbox"/> 3 | <input type="checkbox"/> 1 <input type="checkbox"/> 2 <input type="checkbox"/> 3 | <input type="checkbox"/> 1 <input type="checkbox"/> 2 <input type="checkbox"/> 3 | |
| | <input type="checkbox"/> Y <input type="checkbox"/> N | <input type="checkbox"/> 1 <input type="checkbox"/> 2 <input type="checkbox"/> 3 | <input type="checkbox"/> 1 <input type="checkbox"/> 2 <input type="checkbox"/> 3 | <input type="checkbox"/> 1 <input type="checkbox"/> 2 <input type="checkbox"/> 3 | <input type="checkbox"/> 1 <input type="checkbox"/> 2 <input type="checkbox"/> 3 | <input type="checkbox"/> 1 <input type="checkbox"/> 2 <input type="checkbox"/> 3 | <input type="checkbox"/> 1 <input type="checkbox"/> 2 <input type="checkbox"/> 3 | <input type="checkbox"/> 1 <input type="checkbox"/> 2 <input type="checkbox"/> 3 | <input type="checkbox"/> 1 <input type="checkbox"/> 2 <input type="checkbox"/> 3 | <input type="checkbox"/> 1 <input type="checkbox"/> 2 <input type="checkbox"/> 3 | |
| | <input type="checkbox"/> Y <input type="checkbox"/> N | <input type="checkbox"/> 1 <input type="checkbox"/> 2 <input type="checkbox"/> 3 | <input type="checkbox"/> 1 <input type="checkbox"/> 2 <input type="checkbox"/> 3 | <input type="checkbox"/> 1 <input type="checkbox"/> 2 <input type="checkbox"/> 3 | <input type="checkbox"/> 1 <input type="checkbox"/> 2 <input type="checkbox"/> 3 | <input type="checkbox"/> 1 <input type="checkbox"/> 2 <input type="checkbox"/> 3 | <input type="checkbox"/> 1 <input type="checkbox"/> 2 <input type="checkbox"/> 3 | <input type="checkbox"/> 1 <input type="checkbox"/> 2 <input type="checkbox"/> 3 | <input type="checkbox"/> 1 <input type="checkbox"/> 2 <input type="checkbox"/> 3 | <input type="checkbox"/> 1 <input type="checkbox"/> 2 <input type="checkbox"/> 3 | |
| | <input type="checkbox"/> Y <input type="checkbox"/> N | <input type="checkbox"/> 1 <input type="checkbox"/> 2 <input type="checkbox"/> 3 | <input type="checkbox"/> 1 <input type="checkbox"/> 2 <input type="checkbox"/> 3 | <input type="checkbox"/> 1 <input type="checkbox"/> 2 <input type="checkbox"/> 3 | <input type="checkbox"/> 1 <input type="checkbox"/> 2 <input type="checkbox"/> 3 | <input type="checkbox"/> 1 <input type="checkbox"/> 2 <input type="checkbox"/> 3 | <input type="checkbox"/> 1 <input type="checkbox"/> 2 <input type="checkbox"/> 3 | <input type="checkbox"/> 1 <input type="checkbox"/> 2 <input type="checkbox"/> 3 | <input type="checkbox"/> 1 <input type="checkbox"/> 2 <input type="checkbox"/> 3 | <input type="checkbox"/> 1 <input type="checkbox"/> 2 <input type="checkbox"/> 3 | |
| | <input type="checkbox"/> Y <input type="checkbox"/> N | <input type="checkbox"/> 1 <input type="checkbox"/> 2 <input type="checkbox"/> 3 | <input type="checkbox"/> 1 <input type="checkbox"/> 2 <input type="checkbox"/> 3 | <input type="checkbox"/> 1 <input type="checkbox"/> 2 <input type="checkbox"/> 3 | <input type="checkbox"/> 1 <input type="checkbox"/> 2 <input type="checkbox"/> 3 | <input type="checkbox"/> 1 <input type="checkbox"/> 2 <input type="checkbox"/> 3 | <input type="checkbox"/> 1 <input type="checkbox"/> 2 <input type="checkbox"/> 3 | <input type="checkbox"/> 1 <input type="checkbox"/> 2 <input type="checkbox"/> 3 | <input type="checkbox"/> 1 <input type="checkbox"/> 2 <input type="checkbox"/> 3 | <input type="checkbox"/> 1 <input type="checkbox"/> 2 <input type="checkbox"/> 3 | |

FOR PERSONS NOT SINGLE AT P13

| P01 Person Number | P13 Marital status | P14 Age at first marriage | P15 Whether married more than once | P16 Number of children ever born | P17 Religion |
|----------------------|--|-----------------------------------|---------------------------------------|---|--|
| | State if: 0 Widowed (not remarried) 1 Divorced (not remarried) 2 Separated 3 Married religiously and civilly 4 Married religiously only 5 Married civilly only 6 In a union but not married religiously or civilly 7 Single (never married) 8 Unmarried parent 9 Other - specify | Write the age in completed years. | State if: Y : Yes N : No | For women not «Single» at P13, write the number of children ever born (excluding still births). | Write the religion as reported by the person. If the person has no religion, write «NO RELIGION». |
| <input type="text"/> | <input type="text"/> | <input type="text"/> | <input type="text"/> | <input type="text"/> | <input type="text"/> |
| <input type="text"/> | <input type="text"/> | <input type="text"/> | <input type="text"/> | <input type="text"/> | <input type="text"/> |
| <input type="text"/> | <input type="text"/> | <input type="text"/> | <input type="text"/> | <input type="text"/> | <input type="text"/> |
| <input type="text"/> | <input type="text"/> | <input type="text"/> | <input type="text"/> | <input type="text"/> | <input type="text"/> |
| <input type="text"/> | <input type="text"/> | <input type="text"/> | <input type="text"/> | <input type="text"/> | <input type="text"/> |
| <input type="text"/> | <input type="text"/> | <input type="text"/> | <input type="text"/> | <input type="text"/> | <input type="text"/> |
| <input type="text"/> | <input type="text"/> | <input type="text"/> | <input type="text"/> | <input type="text"/> | <input type="text"/> |
| <input type="text"/> | <input type="text"/> | <input type="text"/> | <input type="text"/> | <input type="text"/> | <input type="text"/> |

FOR PERSONS AGED 2 YEARS AND OVER

| P01 Person Number | P18 Languages of forefathers | P19 Language usually spoken | P20 Languages read and written | |
|----------------------|---------------------------------|--------------------------------|-----------------------------------|--|
|----------------------|---------------------------------|--------------------------------|-----------------------------------|--|

Write the language(s) spoken by the person's ancestors.

Up to two answers are possible.

For census purposes, consider creole and bhojpuri as languages.

Write the language usually or most often spoken by the person at home.

For children not yet able to speak, write the language spoken by the mother.

STOP HERE FOR CHILDREN UNDER 2 YEARS

State the language(s) in which the person can, with understanding, both read and write a simple statement in his/her everyday life.

- 0 None
- 1 Creole
- Oriental languages:
- 2 Bhojpuri
- 3 Indian languages
- 4 Chinese languages
- 5 Other Oriental languages

- European languages:
- 6 English
- 7 French
- 8 Other European languages
- 9 Other languages - specify

| (i) | | (ii) | | | |
|----------------------|----------------------|----------------------|----------------------|--|----------------------|
| <input type="text"/> | <input type="text"/> | <input type="text"/> | <input type="text"/> | <input type="radio"/> <input type="radio"/> <input type="radio"/> <input type="radio"/> <input type="radio"/> <input type="radio"/> <input type="radio"/> <input type="radio"/> <input type="radio"/> <input type="radio"/> 0 1 2 3 4 5 6 7 8 9 | <input type="text"/> |
| <input type="text"/> | <input type="text"/> | <input type="text"/> | <input type="text"/> | <input type="radio"/> <input type="radio"/> <input type="radio"/> <input type="radio"/> <input type="radio"/> <input type="radio"/> <input type="radio"/> <input type="radio"/> <input type="radio"/> <input type="radio"/> 0 1 2 3 4 5 6 7 8 9 | <input type="text"/> |
| <input type="text"/> | <input type="text"/> | <input type="text"/> | <input type="text"/> | <input type="radio"/> <input type="radio"/> <input type="radio"/> <input type="radio"/> <input type="radio"/> <input type="radio"/> <input type="radio"/> <input type="radio"/> <input type="radio"/> <input type="radio"/> 0 1 2 3 4 5 6 7 8 9 | <input type="text"/> |
| <input type="text"/> | <input type="text"/> | <input type="text"/> | <input type="text"/> | <input type="radio"/> <input type="radio"/> <input type="radio"/> <input type="radio"/> <input type="radio"/> <input type="radio"/> <input type="radio"/> <input type="radio"/> <input type="radio"/> <input type="radio"/> 0 1 2 3 4 5 6 7 8 9 | <input type="text"/> |
| <input type="text"/> | <input type="text"/> | <input type="text"/> | <input type="text"/> | <input type="radio"/> <input type="radio"/> <input type="radio"/> <input type="radio"/> <input type="radio"/> <input type="radio"/> <input type="radio"/> <input type="radio"/> <input type="radio"/> <input type="radio"/> 0 1 2 3 4 5 6 7 8 9 | <input type="text"/> |
| <input type="text"/> | <input type="text"/> | <input type="text"/> | <input type="text"/> | <input type="radio"/> <input type="radio"/> <input type="radio"/> <input type="radio"/> <input type="radio"/> <input type="radio"/> <input type="radio"/> <input type="radio"/> <input type="radio"/> <input type="radio"/> 0 1 2 3 4 5 6 7 8 9 | <input type="text"/> |
| <input type="text"/> | <input type="text"/> | <input type="text"/> | <input type="text"/> | <input type="radio"/> <input type="radio"/> <input type="radio"/> <input type="radio"/> <input type="radio"/> <input type="radio"/> <input type="radio"/> <input type="radio"/> <input type="radio"/> <input type="radio"/> 0 1 2 3 4 5 6 7 8 9 | <input type="text"/> |
| <input type="text"/> | <input type="text"/> | <input type="text"/> | <input type="text"/> | <input type="radio"/> <input type="radio"/> <input type="radio"/> <input type="radio"/> <input type="radio"/> <input type="radio"/> <input type="radio"/> <input type="radio"/> <input type="radio"/> <input type="radio"/> 0 1 2 3 4 5 6 7 8 9 | <input type="text"/> |

FOR PERSONS AGED 2 YEARS AND OVER

P01

P21

P22

Person Number

School attendance

Primary and Secondary education

State if the person is now attending/has attended/has never attended an educational institution:

- 1 Now-Full Time
- 2 Now-Part Time
- 3 Past
- 4 Never
- 5 Child not yet at school (CNYS)

If «Now» attending school, write the Standard or Form being attended as listed below: If attended school in the «Past», write the highest level completed as listed below: If «Never» or «CNYS», write «0» for Nil.

- | | | |
|----------------------------------|-----------------------------------|--|
| 0 Nil | 21 Form I | 31 Form I Pravoc |
| 1 Pre-primary | 22 Form II | 32 Form II Pravoc |
| 11 Standard I | 23 Form III | 33 Form III Pravoc |
| 12 Standard II | 24 Form IV | 98 Specialised schools for the handicapped |
| 13 Standard III | 25 Form V or equiv. - not passed | 99 Unknown |
| 14 Standard IV | 26 Form V or equiv. - passed | |
| 15 Standard V | 27 Form VI or equiv. - not passed | |
| 16 Std VI or equiv. - not passed | 28 Form VI or equiv. - passed | |
| 17 Std VI or equiv. - passed | 29 Secondary, not known | |
| 18 Primary, not known | | |
- STOP HERE FOR PERSONS UNDER 12 YEARS

FOR PERSONS AGED 12 YEARS AND OVER

P23A

Education other than those of the Primary and Secondary levels - Now

Write the (I) course and (II) field of study if the person is «Now» following a course (other than those of the Primary and Secondary levels) from a university, vocational/technical school, professional body, etc.

e.g.

- | | |
|-----------------|---------------------|
| (I) CERTIFICATE | (II) MARKETING |
| (I) DIPLOMA | (II) LAND SURVEYING |
| (I) BSC | (II) BIOLOGY |

| Person Number | School Attendance | Primary and Secondary Education | Education other than those of the Primary and Secondary levels - Now |
|---------------|---|---|--|
| | | | (I) (II) |
| | <input type="checkbox"/> <input type="checkbox"/> <input type="checkbox"/> <input type="checkbox"/> <input type="checkbox"/> 1 2 3 4 5 | <input type="checkbox"/> <input type="checkbox"/> | |
| | <input type="checkbox"/> <input type="checkbox"/> <input type="checkbox"/> <input type="checkbox"/> <input type="checkbox"/> 1 2 3 4 5 | <input type="checkbox"/> <input type="checkbox"/> | |
| | <input type="checkbox"/> <input type="checkbox"/> <input type="checkbox"/> <input type="checkbox"/> <input type="checkbox"/> 1 2 3 4 5 | <input type="checkbox"/> <input type="checkbox"/> | |
| | <input type="checkbox"/> <input type="checkbox"/> <input type="checkbox"/> <input type="checkbox"/> <input type="checkbox"/> 1 2 3 4 5 | <input type="checkbox"/> <input type="checkbox"/> | |
| | <input type="checkbox"/> <input type="checkbox"/> <input type="checkbox"/> <input type="checkbox"/> <input type="checkbox"/> 1 2 3 4 5 | <input type="checkbox"/> <input type="checkbox"/> | |
| | <input type="checkbox"/> <input type="checkbox"/> <input type="checkbox"/> <input type="checkbox"/> <input type="checkbox"/> 1 2 3 4 5 | <input type="checkbox"/> <input type="checkbox"/> | |
| | <input type="checkbox"/> <input type="checkbox"/> <input type="checkbox"/> <input type="checkbox"/> <input type="checkbox"/> 1 2 3 4 5 | <input type="checkbox"/> <input type="checkbox"/> | |
| | <input type="checkbox"/> <input type="checkbox"/> <input type="checkbox"/> <input type="checkbox"/> <input type="checkbox"/> 1 2 3 4 5 | <input type="checkbox"/> <input type="checkbox"/> | |
| | <input type="checkbox"/> <input type="checkbox"/> <input type="checkbox"/> <input type="checkbox"/> <input type="checkbox"/> 1 2 3 4 5 | <input type="checkbox"/> <input type="checkbox"/> | |

P01

FOR PERSONS AGED 12 YEARS AND OVER

P23B

Person Number

Education other than those of the Primary and Secondary levels - Past

Highest qualification

Second highest qualification

Third highest qualification

Write the duration of course in months.

Write the (i) qualification received, (ii) the major field of study. E.g. (i) MSC (ii) STATISTICS, (i) DIPLOMA (ii) HOSPITALITY MANAGEMENT, etc.

Write the duration of course in months.

Write the (i) qualification received, (ii) the major field of study. E.g. (i) BSC (ii) ECONOMICS, (i) CERTIFICATE (ii) COMMUNICATION, etc.

Write the duration of course in months.

Write the (i) qualification received, (ii) the major field of study. E.g. (i) DIPLOMA (ii) HUMANITIES, (i) CERTIFICATE (ii) TOWN AND COUNTRY PLANNING, etc.

| Person Number | Highest qualification | | Second highest qualification | | Third highest qualification | |
|---------------|-----------------------|---------------------|------------------------------|---------------------|-----------------------------|---------------------|
| | Duration (months) | Qualification/Field | Duration (months) | Qualification/Field | Duration (months) | Qualification/Field |
| | (i) | | (i) | | (i) | |
| | (ii) | | (ii) | | (ii) | |
| | (i) | | (i) | | (i) | |
| | (ii) | | (ii) | | (ii) | |
| | (i) | | (i) | | (i) | |
| | (ii) | | (ii) | | (ii) | |
| | (i) | | (i) | | (i) | |
| | (ii) | | (ii) | | (ii) | |
| | (i) | | (i) | | (i) | |
| | (ii) | | (ii) | | (ii) | |
| | (i) | | (i) | | (i) | |
| | (ii) | | (ii) | | (ii) | |

FOR PERSONS AGED 12 YEARS AND OVER

FOR PERSONS AGED 12 YEARS AND OVER

| P01 Person Number | P24 Number of hours worked during reference week | P25 Whether temporarily away from work | P26 Job Search | P27 Availability for work | | P28 When last worked |
|----------------------|---|---|--|---|--|--|
| | Write the total number of HOURS, the person worked for pay, profit or family gain during the WEEK from Monday 27 June to Sunday 3 July 2011. (If worked for 1 hour or more, go to P29) | State whether there was a job, business, family enterprise or agricultural holding or farm, at which the person did not work because of illness, injury, holiday, industrial dispute, off-season inactivity, temporary disorganisation, etc. Y: Yes N: No If «Yes» go to P29 | State if, during the past 4 weeks, the person took any active steps to look for work or set up a business of his/her own. Y: Yes N: No | State if, during the past 4 weeks, the person was available for work. Y: Yes N: No If «NO», give reason as follows: 1 Household duties 2 Studies 3 Disability, illness, injury 4 Wholly retired 5 Other - specify | | How many months ago did the person work for the last time, even for a few days? Write the number of completed months. If person NEVER WORKED, write «998» and STOP HERE. Else continue with P29. |
| <input type="text"/> | <input type="text"/> | <input type="text"/> Y <input type="text"/> N | <input type="text"/> Y <input type="text"/> N | <input type="text"/> Y <input type="text"/> N | <input type="text"/> 1 <input type="text"/> 2 <input type="text"/> 3 <input type="text"/> 4 <input type="text"/> 5 | <input type="text"/> |
| <input type="text"/> | <input type="text"/> | <input type="text"/> Y <input type="text"/> N | <input type="text"/> Y <input type="text"/> N | <input type="text"/> Y <input type="text"/> N | <input type="text"/> 1 <input type="text"/> 2 <input type="text"/> 3 <input type="text"/> 4 <input type="text"/> 5 | <input type="text"/> |
| <input type="text"/> | <input type="text"/> | <input type="text"/> Y <input type="text"/> N | <input type="text"/> Y <input type="text"/> N | <input type="text"/> Y <input type="text"/> N | <input type="text"/> 1 <input type="text"/> 2 <input type="text"/> 3 <input type="text"/> 4 <input type="text"/> 5 | <input type="text"/> |
| <input type="text"/> | <input type="text"/> | <input type="text"/> Y <input type="text"/> N | <input type="text"/> Y <input type="text"/> N | <input type="text"/> Y <input type="text"/> N | <input type="text"/> 1 <input type="text"/> 2 <input type="text"/> 3 <input type="text"/> 4 <input type="text"/> 5 | <input type="text"/> |
| <input type="text"/> | <input type="text"/> | <input type="text"/> Y <input type="text"/> N | <input type="text"/> Y <input type="text"/> N | <input type="text"/> Y <input type="text"/> N | <input type="text"/> 1 <input type="text"/> 2 <input type="text"/> 3 <input type="text"/> 4 <input type="text"/> 5 | <input type="text"/> |
| <input type="text"/> | <input type="text"/> | <input type="text"/> Y <input type="text"/> N | <input type="text"/> Y <input type="text"/> N | <input type="text"/> Y <input type="text"/> N | <input type="text"/> 1 <input type="text"/> 2 <input type="text"/> 3 <input type="text"/> 4 <input type="text"/> 5 | <input type="text"/> |
| <input type="text"/> | <input type="text"/> | <input type="text"/> Y <input type="text"/> N | <input type="text"/> Y <input type="text"/> N | <input type="text"/> Y <input type="text"/> N | <input type="text"/> 1 <input type="text"/> 2 <input type="text"/> 3 <input type="text"/> 4 <input type="text"/> 5 | <input type="text"/> |
| <input type="text"/> | <input type="text"/> | <input type="text"/> Y <input type="text"/> N | <input type="text"/> Y <input type="text"/> N | <input type="text"/> Y <input type="text"/> N | <input type="text"/> 1 <input type="text"/> 2 <input type="text"/> 3 <input type="text"/> 4 <input type="text"/> 5 | <input type="text"/> |

FOR PERSONS AGED 12 YEARS AND OVER

The following questions refer to the person's work during the reference week Monday 27 June to Sunday 3 July 2011. If the person is retired or had no job during that week, answer for his/her last job. If the person has more than one job, answer for the job at which he/she worked the most hours.

| P01 Person Number | P29 Name of establishment | P30 Kind of business, industry or service | P31A Place of work | P31B Place of work |
|---|---|--|--|-----------------------|
| <p>Write the name of the establishment, firm, government institution, etc., for which the person worked. If establishment has no name, give name of employer. If self-employed, write the name of business shop, agency, etc., or write the person's own name. If working for a private household (e.g. cook, gardener, etc.), write «PRIVATE HOUSEHOLD».</p> | <p>Write FULLY the kind of business, industry or service activities carried out at the person's place of work. Use precise terms such as SUGAR CANE CULTIVATION, SUGAR MANUFACTURING, CAR REPAIRS, PRIMARY EDUCATION, etc.</p> | <p>State if: 1 Fixed place of work outside home 2 No fixed place of work 3 Worked at home 4 Worked outside Mauritius</p> | <p>If P31A-1, write full address including municipal ward/village council area/locality. If P31A-2, write address where the person reported for work or the place where he/she worked the most. If P31A-3, write «HOME». If P31A-4, write the country.</p> | |
| <input type="text"/> | | | <input type="radio"/> 1 <input type="radio"/> 2 <input type="radio"/> 3 <input type="radio"/> 4 | |
| <input type="text"/> | | | <input type="radio"/> 1 <input type="radio"/> 2 <input type="radio"/> 3 <input type="radio"/> 4 | |
| <input type="text"/> | | | <input type="radio"/> 1 <input type="radio"/> 2 <input type="radio"/> 3 <input type="radio"/> 4 | |
| <input type="text"/> | | | <input type="radio"/> 1 <input type="radio"/> 2 <input type="radio"/> 3 <input type="radio"/> 4 | |
| <input type="text"/> | | | <input type="radio"/> 1 <input type="radio"/> 2 <input type="radio"/> 3 <input type="radio"/> 4 | |
| <input type="text"/> | | | <input type="radio"/> 1 <input type="radio"/> 2 <input type="radio"/> 3 <input type="radio"/> 4 | |
| <input type="text"/> | | | <input type="radio"/> 1 <input type="radio"/> 2 <input type="radio"/> 3 <input type="radio"/> 4 | |

FOR PERSONS AGED 12 YEARS AND OVER

The following questions refer to the person's work during the reference week Monday 27 June to Sunday 3 July 2011. If the person is retired or had no job during that week, answer for his/her last job. If the person has more than one job, answer for the job at which he/she worked the most hours.

| P01 Person Number | P32 Occupation | P33 Employment Status | P34 Length of Service with employer |
|----------------------|--|---|--|
| | <p>Write the kind of work/business the person did most of the time.</p> <p>Use precise terms such as ACCOUNTS CLERK, SCHOOL CLERK, TAXI CAR DRIVER, LORRY DRIVER, STATISTICIAN, PRE-PRIMARY TEACHER, etc.</p> | <p>State if the person's employment status is:</p> <p>1 Self-employed with employees 2 Self-employed without employees 3 Working without pay for spouse or other relative in his/her farm or business 4 Apprentice/Trainee with or without pay 5 Employee paid by the month 6 Employee paid by day, week, fortnight, job 7 Member of producers' cooperative 8 Other - specify</p> | <p>Write the number of years the person worked/has worked for his/her present or most recent employer.</p> <p>For self-employed persons, write the number of years the person has been in the present business.</p> <p>If worked for less than 1 year, write «0».</p> |
| <input type="text"/> | <input type="text"/> | <input type="text"/> | <input type="text"/> |
| <input type="text"/> | <input type="text"/> | <input type="text"/> | <input type="text"/> |
| <input type="text"/> | <input type="text"/> | <input type="text"/> | <input type="text"/> |
| <input type="text"/> | <input type="text"/> | <input type="text"/> | <input type="text"/> |
| <input type="text"/> | <input type="text"/> | <input type="text"/> | <input type="text"/> |
| <input type="text"/> | <input type="text"/> | <input type="text"/> | <input type="text"/> |
| <input type="text"/> | <input type="text"/> | <input type="text"/> | <input type="text"/> |
| <input type="text"/> | <input type="text"/> | <input type="text"/> | <input type="text"/> |