



REPUBLIC OF MAURITIUS

MINISTRY OF FINANCE AND ECONOMIC DEVELOPMENT

STATISTICS MAURITIUS

2011

HOUSING AND POPULATION CENSUS

Republic of Mauritius

VOLUME III: EDUCATIONAL CHARACTERISTICS

October 2012

FOREWORD

This report is the third in the series showing the results of the 2011 Housing and Population Census. The first was published in November 2011 and contained the results of the Housing Census which preceded the Population Census by a few months. The second report covered the demographic and fertility characteristics of population while the present report presents data on the educational characteristics of the population. The longer delay in producing the Population Census tables is due to the larger volume and greater complexity of the population data as compared to the housing data.

Data published in this report have been prepared at different geographical area levels. The code in the left-hand margin of the table of contents indicates the geographical level at which the tables are presented, namely, I: island level, D: district level and R: Municipal Council Ward and Village Council Area level.

Like all census data, the figures presented in the tables may still contain slight inaccuracies, which will be too costly to identify and correct. However, these do not in any way detract from the quality of the data and their usefulness. It is hoped that the present report will be particularly useful to administrators, planners and policy makers, and the public in general.

This report is the result of the efforts of many persons and organisations and I am grateful to all of them. In particular, I would like to thank members of the public for their understanding and co-operation, the census fieldstaff, the Mauritius Broadcasting Corporation, the Government Printer, the firm Urgence Informatique Europe which provided scanning services, and my own staff.

L.F.Cheung Kai Suet (Ms)
Director of Statistics

Statistics Mauritius
Port Louis
MAURITIUS

October 2012

CONTENTS

Area Level	Table	Page
	Introduction	i
	Concepts and Definitions	iii
R	E1 - Resident population 10 years of age and over by geographical location, sex and languages read and written.....	1
R	E1a - Resident population 10 years of age and over by geographical location, literacy and sex	15
I	E2 - Resident population 10 years of age and over by sex, age and languages read and written	29
I	E2a - Resident population 10 years of age and over, by literacy, age and sex	32
I	E3 - Resident population 2 years of age and over by school attendance, sex and age	35
R	E4 - Resident population 2 years of age and over not attending school by geographical location, age and sex	38
I	E5 - Resident population 2 years of age and over by educational attainment, age and sex	52
I	E6 - Resident population 15 years of age and over with a post-secondary degree, by major field of study of highest qualification, age and sex	61
I	E7 - Resident population 15 years of age and over with a post-secondary degree, by sex, broad field and duration of study of highest post-secondary qualification	88
I	E8 - Resident population 15 years of age and over with a post-secondary degree, by sex, broad field of study of highest post-secondary qualification and highest level of secondary education	94
I	E9 - Resident population 12 years of age and over holding a certificate/diploma, by field of study, age and sex	100
I	E10 - Resident population 12 years of age and over holding a certificate/diploma, by sex, major field and duration of study	121

CONTENTS (cont'd)

Area Level	Table	Page
I	E11 - Resident population 12 years of age and over holding a certificate/diploma, by sex, broad field of study and educational attainment... ..	145
I	E12 - Resident population 12 years of age and over not attending school, holding a certificate/diploma, by sex, broad field of study and educational attainment	154
Appendix I - Map of Island of Mauritius showing Municipal and Village Councils Areas by District		163
Appendix II - Description of codes of Municipal and Village Council Areas		164
Appendix III - Map of Island of Rodrigues showing six local regions		166
Appendix IV - List of localities within each local region defined for Rodrigues		167
Appendix V – Description of International Classification of Education (ISCED-97) codes by level... ..		168
Specimen of Population Census questionnaire		169

Introduction

1. Background

The history of census taking in Mauritius dates back to the eighteenth century. The Population Census conducted in year 2011 was the eighteenth for the Island of Mauritius and the eighth for the Island of Rodrigues.

2. Strategy

The 2011 Housing and Population Census, which cost about 200 million rupees and mobilised some 7,200 field officers, was taken in two distinct rounds: the Housing Census followed by the Population Census. The main reason for adopting this procedure was to obtain at the Housing Census a list of names and addresses of heads of households which served as frame for the Population Census.

The Housing Census was conducted from 31 January to 19 June 2011 and the Population Census from 20 June to 31 July 2011 in respect of all persons alive on the night of 3 - 4 July 2011.

The Population Census questionnaire, a copy of which is at the end of the report, was filled in by fieldstaff with information provided by respondents. The data was captured by making use of scanning and recognition technology. The software EDMS.Imaging® was used to check for scanning errors and for correction using the Key from Image (KFI) technique. Coding was done through a computer-assisted program while validation and tabulation were done using the software Integrated Microcomputer Processing System (IMPS) for Censuses and Surveys, which was developed by the International Programs Center of the US Bureau of the Census.

3. Coverage

The Housing and Population Census covered the Islands of Mauritius, Rodrigues and Agalega. As regards St Brandon, only a count of persons spending the census night was made; these islands are mainly fishing outposts, with no permanent residents.

4. Population enumerated

The Census counted all persons present on Census night in all private households and communal establishments, including collective quarters, as well as usual residents who were absent on Census night. Combinations of answers to questions asked on whereabouts and usual address enable both the present population (de facto) and the resident population (de jure) counts.

At the 2011 Census the "de facto" population was 1,237,299 in the Republic of Mauritius whereas the resident population was 1,237,091. Census tables, unless otherwise stated, show the resident population; the distribution by the different islands was as follows:

Island	Area (sq. km)	Male	Female	Both sexes
Island of Mauritius	1,865	590,944	605,439	1,196,383
Island of Rodrigues	104	19,904	20,530	40,434
Agalega	70	174	100	274
St. Brandon	1	-	-	-
Republic of Mauritius	2,040	611,022	626,069	1,237,091

None of the published tables include Agalega and St. Brandon. The exclusion of the very small resident population in Agalega does not affect the usefulness of the tables. As for St. Brandon, there were no permanent residents at the time of the census, although 25 men, mostly fishermen, were present on the island on Census night.

5. Area level of tabulation

Different area levels of tabulation are used in this publication. An indication on the area levels at which tables are presented is given in the table of contents.

Several census tables have been prepared down to the level of Municipal Council Wards or Village Council Areas (MCW/VCA). Maps showing boundaries of the Municipal Council Wards and Village Council Areas are included in the Appendices together with a list of these areas within each district and their codes. All Municipal Ward and Village Council Area boundaries are given as they were on 3 July 2011, and all census data are in relation to these boundaries. Comparison of the 2011 Census data with the 2000 Census data at MCW/VCA level should be made with caution since there have been revisions of boundaries between the two censuses.

As regards Rodrigues, 6 local regions grouping adjacent localities were demarcated at the 2011 Census and some tables are published accordingly. A map showing the boundaries of these 6 local regions as well as a list of localities found therein are included in the Appendices.

6. Publication of results

The Housing Census data were published in November 2011 as Volume I of the series of the 2011 Census reports. Volume II dealt with demographic and fertility characteristics while this report deals with educational characteristics. Several additional reports will follow; these will give information on economic, household, migration and disability characteristics.

7. Concepts, definitions and classifications

(a) Household

A household is either:

- (i) a one-person household, i.e., a person who makes provision for his own food or other essentials for living without combining with any other person to form part of a multi-person household; or
- (ii) a multi-person household, i.e., a group of two or more persons living together who make common provision for food or other essentials for living. The persons in the group may pool their incomes and have a common budget to a greater or lesser extent; they may be related or unrelated persons or a combination of both.

(b) Family nucleus

A family nucleus is either a couple with or without unmarried children, or a lone parent with unmarried children.

(c) Household type

One person household is defined as a private household with only one usual resident.

A nuclear household is defined as a private household consisting entirely of a single family nucleus.

An extended household is defined as a private household consisting of any one of the following:

- (i) a single family nucleus plus other persons related to the nucleus
- (ii) two or more family nuclei related to each other, without any other persons
- (iii) two or more family nuclei related to each other with other persons related to at least one of the family nuclei
- (iv) two or more persons related to each other, none of whom constitute a family nucleus

A composite household is defined as a private household consisting of any one of the following:

- (i) a single family nucleus plus other persons, some or none of whom being related to the nucleus
- (ii) two or more family nuclei related to each other plus other persons, some or none of whom being related to any of the nuclei
- (iii) two or more persons related to each other, none of whom constitute a family nucleus plus other unrelated persons
- (iv) two or more family nuclei not related to each other
- (v) Non-related persons only

- (d) Enumerated population This category includes all persons who spent census night in the household (whether private or communal) as well as persons who usually live in the household but were absent on census night.
- (e) Present population This category includes all persons who spent census night in the household.
- (f) Resident population The resident population is a count of all usual residents of a country at the time of the census. For census purposes, “usual residence” is defined as the place at which the person lives at the time of the census, and has been there continuously for the past 12 months or intends to live there continuously for at least 12 months.
- (g) Languages read and written (literacy) Persons were asked to state the language(s) in which they could, with understanding, both read and write a short, simple statement in their everyday life.
- (h) Educational attainment For persons not attending school, this refers to the highest level of education completed, whereas for persons attending school it refers to the standard, form or course being attended.

Post-secondary education of the type that leads to an award not equivalent to a first university degree has been classified as vocational and technical training if the course has a "practical" orientation aimed at skilled and

responsible employment.

(i) Disability

Persons were asked about any long-term disability, i.e. any limitation to perform a daily life activity in a manner considered normal for persons of their age.

Persons were asked to report all disabilities that they had. However, each disabled person was counted only once. The classification used for tabulation is as follows:

- EYE - A: Seeing even if wearing glasses
- EAR - B: Hearing even if using a hearing aid
- MTION - C: Walking or climbing stairs
- LEARN - D: Remembering, concentrating or acquiring education and learning
- PERSONAL CARE - E: Looking after oneself with regard to feeding, personal care and hygiene
- SPEECH - F: Speaking and talking
- MANU - G: Manual activities such as gripping and holding
- BEHAVIOUR - H: Disturbances of behaviour, including antisocial behaviour, maladjustment and liability to self injury

(j) Currently employed

This category includes (i) any person, aged 16 years and over who worked for at least one hour during the week from Monday 27 June to Sunday 3 July 2011, and (ii) any person who held a job during that week although he/she did not do any work. Work means any work for pay, profit or family gain, including self-employment with or without employees as well as work without pay in a family enterprise or farm; but it excludes housework in one's own home.

(k) Currently unemployed

These are persons aged 16 years and over who had not worked for at least one hour during the week from Monday 27 June to Sunday 3 July 2011, and did not hold a job during that week, and took active steps to look for work anytime during the previous 4 weeks, and were available for work during the week ending 3 July 2011.

(l) Currently active

This category consists of the currently employed and the currently unemployed population.

- (m) Currently inactive This category consists of persons who were currently neither employed nor unemployed.
- (n) Occupation This was the job at which the person worked the most hours during the reference period. The National Standard Classification of Occupations, an adapted version of the 2008 International Standard Classification of Occupations was used for coding.
- (o) Kind of business, industry or service This was the kind of business, industry or service activities carried on at the person's place of work. The National Standard Industrial Classification of Economic Activities, based on the International Standard Industrial Classification of Economic Activities – ISIC Rev.4 of 2007, was used for coding.

Table E1 - Resident population 10 years of age and over by geographical location, sex and languages read and written

Country, Geographical district Municipal Ward or Village Council Area and Sex	Total	Languages read and written								
		None	Creole only	Bhojpuri only	Creole and Bhojpuri only	Oriental languages	European languages	European and oriental languages	Other	Not stated(1)
REPUBLIC OF MAURITIUS										
Both Sexes	1,074,105	105,521	32,300	615	5,115	21,594	638,992	258,155	912	10,901
Male	528,826	39,030	15,429	193	1,832	8,793	334,490	121,769	461	6,829
Female	545,279	66,491	16,871	422	3,283	12,801	304,502	136,386	451	4,072
REPUBLIC OF MAURITIUS - Urban										
Both Sexes	440,641	28,254	13,693	120	1,366	7,747	308,679	74,177	186	6,419
Male	215,058	9,757	6,145	27	434	2,941	157,900	33,173	61	4,620
Female	225,583	18,497	7,548	93	932	4,806	150,779	41,004	125	1,799
REPUBLIC OF MAURITIUS - Rural										
Both Sexes	633,464	77,267	18,607	495	3,749	13,847	330,313	183,978	726	4,482
Male	313,768	29,273	9,284	166	1,398	5,852	176,590	88,596	400	2,209
Female	319,696	47,994	9,323	329	2,351	7,995	153,723	95,382	326	2,273
ISLAND OF MAURITIUS										
Both Sexes	1,041,662	98,604	31,230	615	5,108	21,572	615,166	257,688	911	10,768
Male	512,956	35,624	14,893	193	1,830	8,782	322,905	121,543	460	6,726
Female	528,706	62,980	16,337	422	3,278	12,790	292,261	136,145	451	4,042
ISLAND OF MAURITIUS - Urban										
Both Sexes	440,641	28,254	13,693	120	1,366	7,747	308,679	74,177	186	6,419
Male	215,058	9,757	6,145	27	434	2,941	157,900	33,173	61	4,620
Female	225,583	18,497	7,548	93	932	4,806	150,779	41,004	125	1,799
ISLAND OF MAURITIUS - Rural										
Both Sexes	601,021	70,350	17,537	495	3,742	13,825	306,487	183,511	725	4,349
Male	297,898	25,867	8,748	166	1,396	5,841	165,005	88,370	399	2,106
Female	303,123	44,483	8,789	329	2,346	7,984	141,482	95,141	326	2,243
PORT LOUIS DISTRICT-wholly urban										
Both Sexes	102,923	7,107	5,634	18	252	1,464	72,463	15,045	8	932
Male	50,791	2,607	2,532	3	87	735	37,355	6,825	5	642
Female	52,132	4,500	3,102	15	165	729	35,108	8,220	3	290
Town of Port Louis-Ward 1 East										
Both Sexes	10,929	677	748	1	17	70	8,158	885	4	369
Male	5,577	240	347	-	5	36	4,183	395	3	368
Female	5,352	437	401	1	12	34	3,975	490	1	1
Town of Port Louis-Ward 2										
Both Sexes	11,484	584	407	1	29	242	8,217	1,661	-	343
Male	5,640	217	166	-	7	86	4,244	751	-	169
Female	5,844	367	241	1	22	156	3,973	910	-	174
Town of Port Louis-Ward 3										
Both Sexes	18,869	1,375	1,297	6	60	275	12,479	3,349	1	27
Male	9,178	496	589	-	20	89	6,441	1,520	-	23
Female	9,691	879	708	6	40	186	6,038	1,829	1	4
Town of Port Louis-Ward 4										
Both Sexes	16,338	916	815	1	29	140	10,939	3,456	-	42
Male	7,879	270	318	-	5	42	5,639	1,567	-	38
Female	8,459	646	497	1	24	98	5,300	1,889	-	4
Town of Port Louis-Ward 5										
Both Sexes	19,180	1,687	1,219	2	38	508	14,007	1,664	2	53
Male	9,644	668	563	-	13	391	7,249	723	1	36
Female	9,536	1,019	656	2	25	117	6,758	941	1	17
Town of Port Louis-Ward 6										
Both Sexes	26,123	1,868	1,148	7	79	229	18,663	4,030	1	98
Male	12,873	716	549	3	37	91	9,599	1,869	1	8
Female	13,250	1,152	599	4	42	138	9,064	2,161	-	90
PAMPLEMOUSSES DISTRICT-wholly rural										
Both Sexes	117,463	10,726	3,189	120	756	2,491	58,476	39,601	70	2,034
Male	58,455	3,834	1,565	31	278	1,109	31,227	19,352	15	1,044
Female	59,008	6,892	1,624	89	478	1,382	27,249	20,249	55	990

(1) Comprising mostly residents of institutions and collective quarters.

Table E1 - Resident population 10 years of age and over by geographical location, sex and languages read and written

Country, Geographical district Municipal Ward or Village Council Area and Sex	Total	Languages read and written								
		None	Creole only	Bhojpuri only	Creole and Bhojpuri only	Oriental languages	European languages	European and oriental languages	Other	Not stated(1)
Arsenal VCA										
Both Sexes	2,491	325	29	1	12	37	940	1,093	-	54
Male	1,255	128	14	-	3	9	507	541	-	53
Female	1,236	197	15	1	9	28	433	552	-	1
Baie du Tombeau VCA										
Both Sexes	12,595	870	296	-	6	105	9,405	912	1	1,000
Male	6,210	387	139	-	-	45	4,771	468	1	399
Female	6,385	483	157	-	6	60	4,634	444	-	601
Calebasses VCA										
Both Sexes	4,143	293	121	10	56	68	1,454	2,098	-	43
Male	2,042	90	56	2	12	17	787	1,035	-	43
Female	2,101	203	65	8	44	51	667	1,063	-	-
Congomah VCA										
Both Sexes	1,624	162	44	2	30	37	637	711	1	-
Male	788	41	15	-	17	16	341	357	1	-
Female	836	121	29	2	13	21	296	354	-	-
Crève Coeur VCA										
Both Sexes	2,435	207	58	2	20	84	813	1,251	-	-
Male	1,213	61	28	1	16	36	480	591	-	-
Female	1,222	146	30	1	4	48	333	660	-	-
D'Épinay VCA										
Both Sexes	4,571	379	55	1	46	119	1,822	2,149	-	-
Male	2,233	104	22	-	15	31	998	1,063	-	-
Female	2,338	275	33	1	31	88	824	1,086	-	-
Fond du Sac VCA										
Both Sexes	4,568	455	23	4	37	160	1,592	2,297	-	-
Male	2,306	123	10	1	10	119	948	1,095	-	-
Female	2,262	332	13	3	27	41	644	1,202	-	-
Grand Baie VCA-West (East in R/R)										
Both Sexes	2,173	122	55	17	22	32	1,552	303	-	70
Male	1,051	52	32	9	6	12	790	146	-	4
Female	1,122	70	23	8	16	20	762	157	-	66
Le Hochet VCA										
Both Sexes	12,852	1,109	447	5	43	323	8,248	2,676	1	-
Male	6,586	437	217	1	14	167	4,428	1,322	-	-
Female	6,266	672	230	4	29	156	3,820	1,354	1	-
Long Mountain VCA										
Both Sexes	6,148	507	107	10	85	137	2,711	2,517	-	74
Male	3,046	162	54	1	33	38	1,517	1,167	-	74
Female	3,102	345	53	9	52	99	1,194	1,350	-	-
Mapou VCA South (North in R/R)										
Both Sexes	215	10	7	-	1	2	149	46	-	-
Male	100	3	4	-	-	-	77	16	-	-
Female	115	7	3	-	1	2	72	30	-	-
Morcellement St André VCA										
Both Sexes	4,995	482	115	4	36	158	1,715	2,484	1	-
Male	2,466	149	54	-	11	57	950	1,244	1	-
Female	2,529	333	61	4	25	101	765	1,240	-	-
Notre Dame VCA										
Both Sexes	3,648	364	194	3	15	38	1,844	1,069	-	121
Male	1,723	131	99	1	7	12	973	500	-	-
Female	1,925	233	95	2	8	26	871	569	-	121
Pamplemousses VCA										
Both Sexes	8,038	589	357	2	41	194	4,279	2,059	46	471
Male	4,083	193	183	1	20	118	2,307	957	1	303
Female	3,955	396	174	1	21	76	1,972	1,102	45	168

(1) Comprising mostly residents of institutions and collective quarters.

Table E1 - Resident population 10 years of age and over by geographical location, sex and languages read and written

Country, Geographical district Municipal Ward or Village Council Area and Sex	Total	Languages read and written								
		None	Creole only	Bhojpuri only	Creole and Bhojpuri only	Oriental languages	European languages	European and oriental languages	Other	Not stated(1)
Piton VCA-West(East in R/R)										
Both Sexes	1,343	186	22	-	4	54	598	479	-	-
Male	685	69	8	-	-	35	334	239	-	-
Female	658	117	14	-	4	19	264	240	-	-
Plaine des Papayes VCA										
Both Sexes	6,629	694	149	2	45	76	3,101	2,513	1	48
Male	3,287	220	64	-	19	25	1,654	1,257	-	48
Female	3,342	474	85	2	26	51	1,447	1,256	1	-
Pointe aux Piments VCA										
Both Sexes	7,730	985	231	7	46	103	4,449	1,881	-	28
Male	3,924	399	113	4	16	54	2,334	988	-	16
Female	3,806	586	118	3	30	49	2,115	893	-	12
Terre Rouge VCA										
Both Sexes	9,014	1,004	324	-	25	104	5,199	2,263	12	83
Male	4,514	448	170	-	7	39	2,709	1,068	11	62
Female	4,500	556	154	-	18	65	2,490	1,195	1	21
Triolet VCA										
Both Sexes	20,292	1,781	477	49	162	615	7,195	9,964	7	42
Male	9,988	579	245	10	63	271	3,871	4,907	-	42
Female	10,304	1,202	232	39	99	344	3,324	5,057	7	-
Villebague VCA-West(East in R/R)										
Both Sexes	1,959	202	78	1	24	45	773	836	-	-
Male	955	58	38	-	9	8	451	391	-	-
Female	1,004	144	40	1	15	37	322	445	-	-
R. DU REMPART DISTRICT-wholly rural										
Both Sexes	92,119	10,952	3,003	135	757	1,989	42,220	32,303	76	684
Male	45,397	3,954	1,568	73	308	736	22,749	15,745	75	189
Female	46,722	6,998	1,435	62	449	1,253	19,471	16,558	1	495
Amaury VCA-North(South in Flacq)										
Both Sexes	2,283	300	19	7	28	45	820	1,064	-	-
Male	1,090	87	9	-	7	10	464	513	-	-
Female	1,193	213	10	7	21	35	356	551	-	-
Amitié VCA-East(West in Pamp)										
Both Sexes	2,003	158	22	2	10	58	716	813	-	224
Male	876	33	12	-	2	24	404	401	-	-
Female	1,127	125	10	2	8	34	312	412	-	224
Belle Vue Maurel VCA-South										
Both Sexes	3,969	376	80	4	57	78	1,387	1,878	61	48
Male	1,941	115	34	2	20	28	747	931	61	3
Female	2,028	261	46	2	37	50	640	947	-	45
Cap Malheureux VCA										
Both Sexes	4,334	512	196	-	45	65	2,789	727	-	-
Male	2,108	211	95	-	21	31	1,437	313	-	-
Female	2,226	301	101	-	24	34	1,352	414	-	-
Cottage VCA										
Both Sexes	3,592	341	47	4	7	73	1,445	1,672	3	-
Male	1,720	85	11	1	3	17	834	766	3	-
Female	1,872	256	36	3	4	56	611	906	-	-
Espérance Trébuchet VCA										
Both Sexes	1,875	232	44	-	28	44	646	881	-	-
Male	912	77	23	-	10	9	386	407	-	-
Female	963	155	21	-	18	35	260	474	-	-
Goodlands VCA										
Both Sexes	17,943	2,397	661	77	233	500	9,082	4,952	1	40
Male	8,820	926	346	55	101	190	4,804	2,361	-	37
Female	9,123	1,471	315	22	132	310	4,278	2,591	1	3

(1) Comprising mostly residents of institutions and collective quarters.

Table E1 - Resident population 10 years of age and over by geographical location, sex and languages read and written

Country, Geographical district Municipal Ward or Village Council Area and Sex	Total	Languages read and written								
		None	Creole only	Bhojpuri only	Creole and Bhojpuri only	Oriental languages	European languages	European and oriental languages	Other	Not stated(1)
Grand Baie VCA-East(West in Pamp)										
Both Sexes	8,009	1,009	241	3	49	54	5,334	1,285	-	34
Male	3,994	428	124	1	16	17	2,772	608	-	28
Female	4,015	581	117	2	33	37	2,562	677	-	6
Grand Gaube VCA										
Both Sexes	6,458	701	584	3	8	102	4,014	990	-	56
Male	3,275	316	338	1	6	38	2,073	447	-	56
Female	3,183	385	246	2	2	64	1,941	543	-	-
Mapou VCA-North (South in Pamp)										
Both Sexes	1,095	108	16	-	3	4	620	344	-	-
Male	526	40	11	-	2	-	308	165	-	-
Female	569	68	5	-	1	4	312	179	-	-
Petit Raffray VCA										
Both Sexes	8,041	1,212	294	15	58	188	2,649	3,617	5	3
Male	3,995	431	162	7	22	85	1,486	1,794	5	3
Female	4,046	781	132	8	36	103	1,163	1,823	-	-
Piton VCA-East(West in Pamp)										
Both Sexes	3,001	312	45	-	55	80	1,320	1,181	-	8
Male	1,426	81	20	-	21	21	719	563	-	1
Female	1,575	231	25	-	34	59	601	618	-	7
Plaines des Roches VCA-North										
Both Sexes	3,272	279	30	-	10	99	900	1,946	5	3
Male	1,643	90	14	-	4	40	497	992	5	1
Female	1,629	189	16	-	6	59	403	954	-	2
Poudre d'Or Hamlet VCA										
Both Sexes	2,079	231	46	-	8	34	907	853	-	-
Male	1,037	80	23	-	7	13	535	379	-	-
Female	1,042	151	23	-	1	21	372	474	-	-
Poudre d'Or VCA										
Both Sexes	3,545	464	246	6	67	66	1,995	657	-	44
Male	1,744	177	140	1	25	24	1,040	309	-	28
Female	1,801	287	106	5	42	42	955	348	-	16
Rivière du Rempart VCA										
Both Sexes	9,503	987	217	8	54	206	3,608	4,388	1	34
Male	4,777	316	108	4	24	62	1,952	2,278	1	32
Female	4,726	671	109	4	30	144	1,656	2,110	-	2
Roche Terre VCA										
Both Sexes	2,759	334	54	-	16	100	976	1,192	-	87
Male	1,340	113	24	-	10	38	597	558	-	-
Female	1,419	221	30	-	6	62	379	634	-	87
Roches Noires VCA-North										
Both Sexes	4,991	611	86	5	17	154	2,058	1,957	-	103
Male	2,471	205	46	1	7	75	1,168	969	-	-
Female	2,520	406	40	4	10	79	890	988	-	103
The Vale VCA										
Both Sexes	3,303	382	75	1	4	39	945	1,857	-	-
Male	1,672	141	28	-	-	14	522	967	-	-
Female	1,631	241	47	1	4	25	423	890	-	-
Villebague VCA-East										
Both Sexes	64	6	-	-	-	-	9	49	-	-
Male	30	2	-	-	-	-	4	24	-	-
Female	34	4	-	-	-	-	5	25	-	-
FLACQ DISTRICT-wholly rural										
Both Sexes	116,367	15,467	3,259	107	1,065	2,575	52,235	41,241	76	342
Male	57,632	5,788	1,614	30	417	1,005	28,630	19,861	76	211
Female	58,735	9,679	1,645	77	648	1,570	23,605	21,380	-	131

(1) Comprising mostly residents of institutions and collective quarters.

Table E1 - Resident population 10 years of age and over by geographical location, sex and languages read and written

Country, Geographical district Municipal Ward or Village Council Area and Sex	Total	Languages read and written								
		None	Creole only	Bhojpuri only	Creole and Bhojpuri only	Oriental languages	European languages	European and oriental languages	Other	Not stated (1)
Amaury VCA-South(North in RR)										
Both Sexes	269	60	2	-	-	5	169	33	-	-
Male	133	22	1	-	-	-	94	16	-	-
Female	136	38	1	-	-	5	75	17	-	-
Bel Air Riv. Sèche VCA										
Both Sexes	15,043	2,350	502	8	93	219	7,808	4,063	-	-
Male	7,446	896	246	2	33	74	4,289	1,906	-	-
Female	7,597	1,454	256	6	60	145	3,519	2,157	-	-
Bon Accueil VCA										
Both Sexes	5,354	480	100	17	110	171	1,720	2,752	-	4
Male	2,603	165	49	2	39	54	960	1,334	-	-
Female	2,751	315	51	15	71	117	760	1,418	-	4
Brisée Verdière VCA-South(N.in RR)										
Both Sexes	6,401	621	170	6	102	194	2,378	2,928	-	2
Male	3,144	220	72	1	49	61	1,348	1,391	-	2
Female	3,257	401	98	5	53	133	1,030	1,537	-	-
Camp de Masque Pavé VCA										
Both Sexes	3,666	401	90	12	111	185	1,046	1,821	-	-
Male	1,766	123	42	2	48	61	577	913	-	-
Female	1,900	278	48	10	63	124	469	908	-	-
Camp de Masque VCA										
Both Sexes	2,366	202	98	2	20	24	1,338	682	-	-
Male	1,128	62	41	1	7	12	687	318	-	-
Female	1,238	140	57	1	13	12	651	364	-	-
Camp Ithier VCA										
Both Sexes	3,689	520	126	4	25	66	1,422	1,526	-	-
Male	1,850	190	68	3	12	17	814	746	-	-
Female	1,839	330	58	1	13	49	608	780	-	-
Centre de Flacq VCA										
Both Sexes	13,748	1,611	281	5	48	178	7,512	3,904	3	206
Male	6,732	593	130	1	13	83	4,017	1,799	3	93
Female	7,016	1,018	151	4	35	95	3,495	2,105	-	113
Clémencia VCA										
Both Sexes	1,549	247	37	1	84	30	804	346	-	-
Male	759	94	18	-	31	12	441	163	-	-
Female	790	153	19	1	53	18	363	183	-	-
Écroignard VCA										
Both Sexes	5,355	782	94	2	31	112	2,181	2,153	-	-
Male	2,681	319	46	1	12	39	1,195	1,069	-	-
Female	2,674	463	48	1	19	73	986	1,084	-	-
Grand River South-East VCA										
Both Sexes	1,808	279	103	-	15	17	1,050	344	-	-
Male	940	127	54	-	5	7	598	149	-	-
Female	868	152	49	-	10	10	452	195	-	-
Lalmatie VCA-East(West in Moka)										
Both Sexes	8,978	919	144	8	97	254	2,513	5,041	1	1
Male	4,409	304	60	2	37	90	1,412	2,503	1	-
Female	4,569	615	84	6	60	164	1,101	2,538	-	1
Laventure VCA										
Both Sexes	5,193	721	91	4	59	137	1,690	2,491	-	-
Male	2,567	282	45	3	22	24	963	1,228	-	-
Female	2,626	439	46	1	37	113	727	1,263	-	-
Mare La Chaux VCA										
Both Sexes	1,616	239	6	1	-	43	551	776	-	-
Male	789	90	2	-	-	5	321	371	-	-
Female	827	149	4	1	-	38	230	405	-	-

(1) Comprising mostly residents of institutions and collective quarters.

Table E1 - Resident population 10 years of age and over by geographical location, sex and languages read and written

Country, Geographical district Municipal Ward or Village Council Area and Sex	Total	Languages read and written								
		None	Creole only	Bhojpuri only	Creole and Bhojpuri only	Oriental languages	European languages	European and oriental languages	Other	Not stated (1)
Médine Camp de Masque East VCA										
Both Sexes	4,803	512	173	-	40	77	2,385	1,613	-	3
Male	2,346	182	83	-	19	18	1,276	766	-	2
Female	2,457	330	90	-	21	59	1,109	847	-	1
Montagne Blanche VCA - East										
Both Sexes	901	75	31	-	14	18	412	351	-	-
Male	431	19	13	-	3	4	239	153	-	-
Female	470	56	18	-	11	14	173	198	-	-
Olivia VCA										
Both Sexes	3,092	568	119	2	17	84	1,653	649	-	-
Male	1,551	243	64	1	5	31	884	323	-	-
Female	1,541	325	55	1	12	53	769	326	-	-
Plaines des Roches VCA - South										
Both Sexes	234	14	1	1	4	11	27	176	-	-
Male	111	5	1	-	-	6	13	86	-	-
Female	123	9	-	1	4	5	14	90	-	-
Poste de Flacq VCA										
Both Sexes	7,205	1,251	206	11	49	101	3,612	1,974	-	1
Male	3,604	488	107	5	22	41	1,970	971	-	-
Female	3,601	763	99	6	27	60	1,642	1,003	-	1
Quatre Cocos VCA										
Both Sexes	4,956	782	74	2	13	71	2,675	1,327	1	11
Male	2,467	323	34	-	4	24	1,448	629	1	4
Female	2,489	459	40	2	9	47	1,227	698	-	7
Quatre Soeurs VCA										
Both Sexes	2,843	639	98	-	1	34	1,117	954	-	-
Male	1,432	263	55	-	1	10	630	473	-	-
Female	1,411	376	43	-	-	24	487	481	-	-
Queen Victoria VCA										
Both Sexes	2,490	475	104	6	32	28	1,395	450	-	-
Male	1,199	156	54	2	15	7	776	189	-	-
Female	1,291	319	50	4	17	21	619	261	-	-
Sébastopol VCA										
Both Sexes	4,744	587	150	9	61	135	1,418	2,378	1	5
Male	2,391	208	75	3	26	50	818	1,209	1	1
Female	2,353	379	75	6	35	85	600	1,169	-	4
St Julien (Haut de Flacq) VCA-East										
Both Sexes	2,345	153	51	1	1	306	961	795	70	7
Male	1,270	37	30	-	-	260	490	376	70	7
Female	1,075	116	21	1	1	46	471	419	-	-
St Julien D'Hotman VCA-East										
Both Sexes	2,875	415	36	3	-	34	1,398	989	-	-
Male	1,384	136	15	1	-	7	805	420	-	-
Female	1,491	279	21	2	-	27	593	569	-	-
Trou D'Eau Douce VCA										
Both Sexes	4,844	564	372	2	38	41	3,000	725	-	102
Male	2,499	241	209	-	14	8	1,565	360	-	102
Female	2,345	323	163	2	24	33	1,435	365	-	-
GRAND PORT DISTRICT-wholly rural										
Both Sexes	96,391	11,706	2,371	46	447	1,392	52,480	27,285	18	646
Male	47,870	4,112	1,165	8	152	539	28,426	12,944	17	507
Female	48,521	7,594	1,206	38	295	853	24,054	14,341	1	139
Bambous Virieux VCA										
Both Sexes	1,263	226	88	2	-	7	735	205	-	-
Male	658	103	46	1	-	3	394	111	-	-
Female	605	123	42	1	-	4	341	94	-	-

(1) Comprising mostly residents of institutions and collective quarters.

Table E1 - Resident population 10 years of age and over by geographical location, sex and languages read and written

Country, Geographical district Municipal Ward or Village Council Area and Sex	Total	Languages read and written								
		None	Creole only	Bhojpuri only	Creole and Bhojpuri only	Oriental languages	European languages	European and oriental languages	Other	Not stated (1)
Bananes VCA										
Both Sexes	574	96	15	-	-	1	311	151	-	-
Male	274	24	7	-	-	-	177	66	-	-
Female	300	72	8	-	-	1	134	85	-	-
Beau Vallon VCA										
Both Sexes	5,946	711	252	3	34	35	4,395	511	-	5
Male	2,986	277	130	-	10	11	2,323	231	-	4
Female	2,960	434	122	3	24	24	2,072	280	-	1
Bois des Amourettes VCA										
Both Sexes	1,562	322	45	1	5	10	937	242	-	-
Male	780	157	21	-	3	4	484	111	-	-
Female	782	165	24	1	2	6	453	131	-	-
Cluny VCA										
Both Sexes	1,335	183	48	1	9	20	692	382	-	-
Male	676	75	21	-	4	4	380	192	-	-
Female	659	108	27	1	5	16	312	190	-	-
Grand Bel Air VCA										
Both Sexes	1,318	161	57	-	-	9	976	115	-	-
Male	665	60	33	-	-	5	513	54	-	-
Female	653	101	24	-	-	4	463	61	-	-
Grand Sable VCA										
Both Sexes	1,838	291	62	-	3	35	769	678	-	-
Male	923	108	32	-	2	16	428	337	-	-
Female	915	183	30	-	1	19	341	341	-	-
L'Escalier VCA - East										
Both Sexes	6,792	760	241	1	19	127	3,535	2,091	17	1
Male	3,337	243	103	1	5	40	1,931	997	17	-
Female	3,455	517	138	-	14	87	1,604	1,094	-	1
Mahébourg VCA										
Both Sexes	13,381	1,333	232	11	33	112	9,041	2,597	1	21
Male	6,571	456	115	-	6	32	4,778	1,171	-	13
Female	6,810	877	117	11	27	80	4,263	1,426	1	8
Mare Chicose VCA										
Both Sexes	282	56	3	-	-	3	52	168	-	-
Male	144	17	1	-	-	2	31	93	-	-
Female	138	39	2	-	-	1	21	75	-	-
Mare d'Albert VCA										
Both Sexes	4,071	377	89	2	22	83	1,265	2,233	-	-
Male	1,973	111	46	1	9	29	706	1,071	-	-
Female	2,098	266	43	1	13	54	559	1,162	-	-
Mare Tabac VCA										
Both Sexes	2,369	225	39	3	19	54	969	1,060	-	-
Male	1,187	80	17	1	5	23	552	509	-	-
Female	1,182	145	22	2	14	31	417	551	-	-
New Grove VCA										
Both Sexes	9,130	892	158	5	40	181	4,374	3,457	-	23
Male	4,532	270	77	-	16	87	2,394	1,665	-	23
Female	4,598	622	81	5	24	94	1,980	1,792	-	-
Nouvelle France VCA										
Both Sexes	6,266	754	171	3	83	245	2,435	2,575	-	-
Male	3,132	259	77	-	33	122	1,383	1,258	-	-
Female	3,134	495	94	3	50	123	1,052	1,317	-	-
Old Grand Port VCA										
Both Sexes	2,535	333	60	-	11	25	1,638	468	-	-
Male	1,294	142	33	-	4	5	881	229	-	-
Female	1,241	191	27	-	7	20	757	239	-	-

(1) Comprising mostly residents of institutions and collective quarters.

Table E1 - Resident population 10 years of age and over by geographical location, sex and languages read and written

Country, Geographical district Municipal Ward or Village Council Area and Sex	Total	Languages read and written								
		None	Creole only	Bhojpuri only	Creole and Bhojpuri only	Oriental languages	European languages	European and oriental languages	Other	Not stated(1)
Petit Bel Air VCA										
Both Sexes	1,028	169	9	2	-	14	535	299	-	-
Male	496	63	6	-	-	4	287	136	-	-
Female	532	106	3	2	-	10	248	163	-	-
Plaine Magnien VCA										
Both Sexes	9,128	1,006	318	6	43	133	4,361	2,880	-	381
Male	4,673	349	162	2	9	53	2,360	1,372	-	366
Female	4,455	657	156	4	34	80	2,001	1,508	-	15
Rivière des Créoles VCA										
Both Sexes	2,659	448	48	-	1	36	1,434	692	-	-
Male	1,310	152	25	-	-	9	783	341	-	-
Female	1,349	296	23	-	1	27	651	351	-	-
Riv. du Poste VCA-East										
Both Sexes	1,113	175	8	-	-	19	430	481	-	-
Male	538	44	3	-	-	7	245	239	-	-
Female	575	131	5	-	-	12	185	242	-	-
Rose Belle VCA										
Both Sexes	10,513	1,137	187	3	17	134	5,929	2,891	-	215
Male	5,144	377	90	1	4	46	3,210	1,315	-	101
Female	5,369	760	97	2	13	88	2,719	1,576	-	114
St Hubert VCA										
Both Sexes	2,693	683	63	-	3	13	1,702	229	-	-
Male	1,337	273	32	-	1	4	918	109	-	-
Female	1,356	410	31	-	2	9	784	120	-	-
Trois Boutiques VCA										
Both Sexes	6,345	1,026	110	3	90	57	3,597	1,462	-	-
Male	3,152	381	58	1	39	15	1,996	662	-	-
Female	3,193	645	52	2	51	42	1,601	800	-	-
Union Park VCA										
Both Sexes	4,250	342	68	-	15	39	2,368	1,418	-	-
Male	2,088	91	30	-	2	18	1,272	675	-	-
Female	2,162	251	38	-	13	21	1,096	743	-	-
SAVANNE DISTRICT-wholly rural										
Both Sexes	58,752	7,124	1,440	27	182	1,381	29,594	18,855	78	71
Male	28,856	2,483	697	8	54	363	16,072	9,171	1	7
Female	29,896	4,641	743	19	128	1,018	13,522	9,684	77	64
Baie du Cap VCA										
Both Sexes	2,004	409	77	-	2	5	1,294	217	-	-
Male	1,013	187	38	-	-	3	688	97	-	-
Female	991	222	39	-	2	2	606	120	-	-
Bel Ombre VCA										
Both Sexes	1,990	273	155	-	1	17	1,370	174	-	-
Male	1,017	107	82	-	-	4	738	86	-	-
Female	973	166	73	-	1	13	632	88	-	-
Bénarès VCA										
Both Sexes	1,848	309	48	-	-	10	1,058	423	-	-
Male	908	111	23	-	-	1	561	212	-	-
Female	940	198	25	-	-	9	497	211	-	-
Bois Chéri VCA										
Both Sexes	3,029	465	79	1	25	73	1,362	1,024	-	-
Male	1,490	134	36	-	12	25	776	507	-	-
Female	1,539	331	43	1	13	48	586	517	-	-
Britannia VCA										
Both Sexes	1,106	99	66	1	14	13	609	304	-	-
Male	557	36	36	-	4	5	333	143	-	-
Female	549	63	30	1	10	8	276	161	-	-

(1) Comprising mostly residents of institutions and collective quarters.

Table E1 - Resident population 10 years of age and over by geographical location, sex and languages read and written

Country, Geographical district Municipal Ward or Village Council Area and Sex	Total	Languages read and written								
		None	Creole only	Bhojpuri only	Creole and Bhojpuri only	Oriental languages	European languages	European and oriental languages	Other	Not stated(1)
Camp Diable VCA										
Both Sexes	4,128	440	93	-	1	66	1,338	2,190	-	-
Male	2,037	160	41	-	-	22	755	1,059	-	-
Female	2,091	280	52	-	1	44	583	1,131	-	-
Chamouny VCA										
Both Sexes	4,068	568	75	3	6	86	1,526	1,804	-	-
Male	2,031	218	33	2	1	29	859	889	-	-
Female	2,037	350	42	1	5	57	667	915	-	-
Chemin Grenier VCA										
Both Sexes	10,568	1,110	185	1	24	308	5,599	3,320	-	21
Male	5,107	388	98	-	5	74	2,956	1,586	-	-
Female	5,461	722	87	1	19	234	2,643	1,734	-	21
Grand Bois VCA										
Both Sexes	6,979	873	182	6	39	460	2,429	2,906	77	7
Male	3,269	262	84	3	12	70	1,390	1,448	-	-
Female	3,710	611	98	3	27	390	1,039	1,458	77	7
L'Escalier VCA-West (East in G/P)										
Both Sexes	12	-	1	-	-	-	7	4	-	-
Male	7	-	-	-	-	-	4	3	-	-
Female	5	-	1	-	-	-	3	1	-	-
Rivière des Anguilles VCA										
Both Sexes	8,155	858	282	9	31	130	4,246	2,599	-	-
Male	3,992	261	140	2	6	38	2,296	1,249	-	-
Female	4,163	597	142	7	25	92	1,950	1,350	-	-
Rivière du Poste VCA - West										
Both Sexes	779	96	17	-	18	36	164	448	-	-
Male	392	33	6	-	9	14	95	235	-	-
Female	387	63	11	-	9	22	69	213	-	-
Saint Aubin VCA										
Both Sexes	1,156	162	11	-	-	3	851	129	-	-
Male	584	64	5	-	-	1	458	56	-	-
Female	572	98	6	-	-	2	393	73	-	-
Souillac VCA										
Both Sexes	3,811	348	54	-	11	19	2,583	779	1	16
Male	1,864	106	24	-	2	5	1,360	360	1	6
Female	1,947	242	30	-	9	14	1,223	419	-	10
Surinam VCA										
Both Sexes	9,119	1,114	115	6	10	155	5,158	2,534	-	27
Male	4,588	416	51	1	3	72	2,803	1,241	-	1
Female	4,531	698	64	5	7	83	2,355	1,293	-	26
PLAINES WILHEMS DISTRICT										
Both Sexes	321,586	20,459	7,574	104	986	6,127	222,688	58,406	178	5,064
Male	156,101	6,916	3,405	24	289	2,136	113,656	26,043	56	3,576
Female	165,485	13,543	4,169	80	697	3,991	109,032	32,363	122	1,488
PLAINES WILHEMS DISTRICT - Urban										
Both Sexes	316,599	19,902	7,450	100	973	6,059	219,942	56,931	178	5,064
Male	153,647	6,706	3,341	24	285	2,112	112,196	25,351	56	3,576
Female	162,952	13,196	4,109	76	688	3,947	107,746	31,580	122	1,488
Town of B-Bassin/R-Hill										
Both Sexes	91,742	5,180	1,914	19	130	1,772	68,421	10,796	80	3,430
Male	45,377	1,983	837	9	41	768	34,381	4,748	5	2,605
Female	46,365	3,197	1,077	10	89	1,004	34,040	6,048	75	825
Town of B-Bassin/R-Hill-Ward 1										
Both Sexes	21,627	1,656	641	4	47	246	15,985	3,006	2	40
Male	10,650	653	299	1	15	111	8,284	1,271	1	15
Female	10,977	1,003	342	3	32	135	7,701	1,735	1	25

(1) Comprising mostly residents of institutions and collective quarters.

Table E1 - Resident population 10 years of age and over by geographical location, sex and languages read and written

Country, Geographical district Municipal Ward or Village Council Area and Sex	Total	Languages read and written								
		None	Creole only	Bhojpuri only	Creole and Bhojpuri only	Oriental languages	European languages	European and oriental languages	Other	Not stated(1)
Town of B-Bassin/R-Hill-Ward 2										
Both Sexes	22,589	1,334	358	1	28	179	18,153	2,277	3	256
Male	11,079	509	148	1	9	77	9,056	1,032	1	246
Female	11,510	825	210	-	19	102	9,097	1,245	2	10
Town of B-Bassin/R-Hill-Ward 3										
Both Sexes	21,660	1,078	368	2	11	124	15,623	1,800	2	2,652
Male	11,140	418	164	1	4	35	7,634	788	1	2,095
Female	10,520	660	204	1	7	89	7,989	1,012	1	557
Town of B-Bassin/R-Hill-Ward 4										
Both Sexes	25,866	1,112	547	12	44	1,223	18,660	3,713	73	482
Male	12,508	403	226	6	13	545	9,407	1,657	2	249
Female	13,358	709	321	6	31	678	9,253	2,056	71	233
Town of Quatre Bornes										
Both Sexes	63,809	3,841	1,414	20	151	767	43,135	13,702	21	758
Male	30,960	1,291	631	5	35	323	22,095	6,160	6	414
Female	32,849	2,550	783	15	116	444	21,040	7,542	15	344
Town of Q-Bornes-Ward 1										
Both Sexes	19,561	937	446	10	49	169	13,596	4,199	10	145
Male	9,355	280	194	2	12	45	6,811	1,870	6	135
Female	10,206	657	252	8	37	124	6,785	2,329	4	10
Town of Q-Bornes-Ward 2										
Both Sexes	19,334	715	211	2	31	245	12,989	4,576	-	565
Male	9,304	213	81	1	3	131	6,594	2,042	-	239
Female	10,030	502	130	1	28	114	6,395	2,534	-	326
Town of Q-Bornes-Ward 3 East										
Both Sexes	24,914	2,189	757	8	71	353	16,550	4,927	11	48
Male	12,301	798	356	2	20	147	8,690	2,248	-	40
Female	12,613	1,391	401	6	51	206	7,860	2,679	11	8
Town of Vac/Phoenix										
Both Sexes	92,283	6,185	2,615	45	486	2,787	57,143	22,429	57	536
Male	44,283	2,031	1,196	10	155	675	29,715	9,998	41	462
Female	48,000	4,154	1,419	35	331	2,112	27,428	12,431	16	74
Town of Vac/Phoenix-Ward 1										
Both Sexes	24,997	1,757	920	19	86	485	16,288	5,301	13	128
Male	12,078	567	442	6	20	117	8,481	2,324	1	120
Female	12,919	1,190	478	13	66	368	7,807	2,977	12	8
Town of Vac/Phoenix-Ward 2										
Both Sexes	22,827	1,465	558	16	222	335	14,485	5,623	-	123
Male	11,095	523	248	3	87	115	7,502	2,503	-	114
Female	11,732	942	310	13	135	220	6,983	3,120	-	9
Town of Vac/Phoenix-Ward 3										
Both Sexes	20,254	1,188	392	6	83	173	12,924	5,246	2	240
Male	9,839	385	178	1	21	70	6,644	2,329	-	211
Female	10,415	803	214	5	62	103	6,280	2,917	2	29
Town of Vac/Phoenix-Ward 4 West										
Both Sexes	24,205	1,775	745	4	95	1,794	13,446	6,259	42	45
Male	11,271	556	328	-	27	373	7,088	2,842	40	17
Female	12,934	1,219	417	4	68	1,421	6,358	3,417	2	28
Town of Curepipe										
Both Sexes	68,765	4,696	1,507	16	206	733	51,243	10,004	20	340
Male	33,027	1,401	677	-	54	346	26,005	4,445	4	95
Female	35,738	3,295	830	16	152	387	25,238	5,559	16	245
Town of Curepipe-Ward 1										
Both Sexes	22,196	1,256	626	8	103	396	15,933	3,657	2	215
Male	10,819	450	283	-	28	225	8,112	1,684	1	36
Female	11,377	806	343	8	75	171	7,821	1,973	1	179

(1) Comprising mostly residents of institutions and collective quarters.

Table E1 - Resident population 10 years of age and over by geographical location, sex and languages read and written

Country, Geographical district Municipal Ward or Village Council Area and Sex	Total	Languages read and written								
		None	Creole only	Bhojpuri only	Creole and Bhojpuri only	Oriental languages	European languages	European and oriental languages	Other	Not stated(1)
Town of Curepipe-Ward 2 West										
Both Sexes	21,127	1,188	435	4	50	161	15,948	3,255	4	82
Male	10,162	443	177	-	12	53	8,059	1,380	2	36
Female	10,965	745	258	4	38	108	7,889	1,875	2	46
Town of Curepipe-Ward 3										
Both Sexes	25,442	2,252	446	4	53	176	19,362	3,092	14	43
Male	12,046	508	217	-	14	68	9,834	1,381	1	23
Female	13,396	1,744	229	4	39	108	9,528	1,711	13	20
PLAINES WILHEMS DISTRICT - Rural										
Both Sexes	4,987	557	124	4	13	68	2,746	1,475	-	-
Male	2,454	210	64	-	4	24	1,460	692	-	-
Female	2,533	347	60	4	9	44	1,286	783	-	-
Midlands VCA										
Both Sexes	4,530	545	121	4	13	66	2,567	1,214	-	-
Male	2,221	207	63	-	4	24	1,364	559	-	-
Female	2,309	338	58	4	9	42	1,203	655	-	-
Moka VCA-West(East in Moka)										
Both Sexes	457	12	3	-	-	2	179	261	-	-
Male	233	3	1	-	-	-	96	133	-	-
Female	224	9	2	-	-	2	83	128	-	-
MOKA DISTRICT										
Both Sexes	71,246	7,509	2,261	35	329	1,567	39,348	19,843	234	120
Male	35,232	2,663	1,099	9	122	796	21,114	9,292	44	93
Female	36,014	4,846	1,162	26	207	771	18,234	10,551	190	27
MOKA DISTRICT - Urban										
Both Sexes	1,116	143	27	-	7	25	524	390	-	-
Male	545	36	15	-	3	8	299	184	-	-
Female	571	107	12	-	4	17	225	206	-	-
Town of Curepipe-Ward 2 East										
Both Sexes	4	1	-	-	-	-	3	-	-	-
Male	2	1	-	-	-	-	1	-	-	-
Female	2	-	-	-	-	-	2	-	-	-
Town of Vac/Phoenix-Ward 4 East										
Both Sexes	1,112	142	27	-	7	25	521	390	-	-
Male	543	35	15	-	3	8	298	184	-	-
Female	569	107	12	-	4	17	223	206	-	-
MOKA DISTRICT - Rural										
Both Sexes	70,130	7,366	2,234	35	322	1,542	38,824	19,453	234	120
Male	34,687	2,627	1,084	9	119	788	20,815	9,108	44	93
Female	35,443	4,739	1,150	26	203	754	18,009	10,345	190	27
Camp Thorel VCA										
Both Sexes	1,850	178	24	1	1	39	565	1,042	-	-
Male	904	46	11	-	-	8	323	516	-	-
Female	946	132	13	1	1	31	242	526	-	-
Dagoti�re VCA										
Both Sexes	6,145	723	197	7	37	93	3,150	1,934	-	4
Male	3,006	244	99	1	16	29	1,728	885	-	4
Female	3,139	479	98	6	21	64	1,422	1,049	-	-
Dubreuil VCA-West (East in Flacq)										
Both Sexes	2,451	365	101	2	33	318	1,141	491	-	-
Male	1,293	145	48	1	12	185	644	258	-	-
Female	1,158	220	53	1	21	133	497	233	-	-
Esp�rance VCA										
Both Sexes	1,604	248	68	5	6	13	912	352	-	-
Male	796	89	32	1	2	3	515	154	-	-
Female	808	159	36	4	4	10	397	198	-	-

(1) Comprising mostly residents of institutions and collective quarters.

Table E1 - Resident population 10 years of age and over by geographical location, sex and languages read and written

Country, Geographical district Municipal Ward or Village Council Area and Sex	Total	Languages read and written								
		None	Creole only	Bhojpuri only	Creole and Bhojpuri only	Oriental languages	European languages	European and oriental languages	Other	Not stated(1)
La Laura - Malenga VCA										
Both Sexes	1,109	133	11	3	18	19	273	652	-	-
Male	554	42	4	1	8	6	169	324	-	-
Female	555	91	7	2	10	13	104	328	-	-
L'Avenir VCA										
Both Sexes	2,356	201	62	-	1	16	1,085	964	27	-
Male	1,181	57	31	-	-	3	618	445	27	-
Female	1,175	144	31	-	1	13	467	519	-	-
Médine - Camp de Masque VCA-West										
Both Sexes	1,310	131	43	-	8	35	615	478	-	-
Male	634	34	18	-	7	15	327	233	-	-
Female	676	97	25	-	1	20	288	245	-	-
Melrose VCA										
Both Sexes	1,718	221	46	-	9	44	728	670	-	-
Male	842	65	24	-	5	13	396	339	-	-
Female	876	156	22	-	4	31	332	331	-	-
Moka VCA-East(West in Pl.Wilhems)										
Both Sexes	7,328	457	165	2	30	105	4,950	1,555	-	64
Male	3,562	129	75	1	8	49	2,579	677	-	44
Female	3,766	328	90	1	22	56	2,371	878	-	20
Montagne Blanche VCA-West										
Both Sexes	6,888	944	182	6	47	149	3,117	2,402	13	28
Male	3,453	340	93	1	15	81	1,733	1,150	13	27
Female	3,435	604	89	5	32	68	1,384	1,252	-	1
Pailles VCA										
Both Sexes	9,952	760	604	2	24	165	6,885	1,496	1	15
Male	4,905	265	278	1	10	88	3,564	687	1	11
Female	5,047	495	326	1	14	77	3,321	809	-	4
Providence VCA										
Both Sexes	2,808	338	113	-	14	83	1,148	1,111	1	-
Male	1,392	126	67	-	2	33	639	525	-	-
Female	1,416	212	46	-	12	50	509	586	1	-
Quartier Militaire VCA										
Both Sexes	6,030	923	224	1	59	159	3,225	1,242	191	6
Male	3,022	435	122	-	20	122	1,698	617	2	6
Female	3,008	488	102	1	39	37	1,527	625	189	-
Nouvelle Decouverte VCA										
Both Sexes	2,598	177	34	1	3	65	616	1,702	-	-
Male	1,253	47	13	-	1	12	364	816	-	-
Female	1,345	130	21	1	2	53	252	886	-	-
St Julien d'Hotman VCA-West										
Both Sexes	81	11	-	-	-	2	40	28	-	-
Male	36	3	-	-	-	1	22	10	-	-
Female	45	8	-	-	-	1	18	18	-	-
St Pierre VCA										
Both Sexes	14,017	1,274	298	4	21	206	9,227	2,983	1	3
Male	6,917	463	139	2	8	123	4,866	1,314	1	1
Female	7,100	811	159	2	13	83	4,361	1,669	-	2
Verdun VCA										
Both Sexes	1,885	282	62	1	11	31	1,147	351	-	-
Male	937	97	30	-	5	17	630	158	-	-
Female	948	185	32	1	6	14	517	193	-	-
BLACK RIVER DISTRICT										
Both Sexes	64,815	7,554	2,499	23	334	2,586	45,662	5,109	173	875
Male	32,622	3,267	1,248	7	123	1,363	23,676	2,310	171	457
Female	32,193	4,287	1,251	16	211	1,223	21,986	2,799	2	418

(1) Comprising mostly residents of institutions and collective quarters.

Table E1 - Resident population 10 years of age and over by geographical location, sex and languages read and written

Country, Geographical district Municipal Ward or Village Council Area and Sex	Total	Languages read and written								
		None	Creole only	Bhojpuri only	Creole and Bhojpuri only	Oriental languages	European languages	European and oriental languages	Other	Not stated(1)
BLACK RIVER DISTRICT - Urban										
Both Sexes	20,003	1,102	582	2	134	199	15,750	1,811	-	423
Male	10,075	408	257	-	59	86	8,050	813	-	402
Female	9,928	694	325	2	75	113	7,700	998	-	21
Town of Port Louis-Ward 1 West										
Both Sexes	16,558	733	443	2	61	87	13,668	1,141	-	423
Male	8,396	290	194	-	29	46	6,921	514	-	402
Female	8,162	443	249	2	32	41	6,747	627	-	21
Town of Q/Bornes-Ward 3 West										
Both Sexes	3,445	369	139	-	73	112	2,082	670	-	-
Male	1,679	118	63	-	30	40	1,129	299	-	-
Female	1,766	251	76	-	43	72	953	371	-	-
BLACK RIVER DISTRICT - Rural										
Both Sexes	44,812	6,452	1,917	21	200	2,387	29,912	3,298	173	452
Male	22,547	2,859	991	7	64	1,277	15,626	1,497	171	55
Female	22,265	3,593	926	14	136	1,110	14,286	1,801	2	397
Albion VCA										
Both Sexes	4,330	462	71	-	2	14	3,491	261	1	28
Male	2,203	216	35	-	-	2	1,822	120	1	7
Female	2,127	246	36	-	2	12	1,669	141	-	21
Bambous VCA										
Both Sexes	12,603	2,207	612	8	102	49	8,784	836	2	3
Male	6,341	977	311	2	31	19	4,639	359	1	2
Female	6,262	1,230	301	6	71	30	4,145	477	1	1
Cascavelle VCA-West (East in P/W)										
Both Sexes	2,064	248	119	1	34	40	1,347	275	-	-
Male	1,019	100	54	-	15	12	705	133	-	-
Female	1,045	148	65	1	19	28	642	142	-	-
Case Noyale VCA										
Both Sexes	1,376	358	36	-	-	3	899	80	-	-
Male	701	180	16	-	-	1	465	39	-	-
Female	675	178	20	-	-	2	434	41	-	-
Chamarel VCA-West (East in Sav.)										
Both Sexes	615	110	36	-	-	-	454	15	-	-
Male	314	56	22	-	-	-	229	7	-	-
Female	301	54	14	-	-	-	225	8	-	-
Flic en Flac VCA										
Both Sexes	1,920	136	45	-	14	22	1,478	224	-	1
Male	954	52	21	-	5	6	753	116	-	1
Female	966	84	24	-	9	16	725	108	-	-
Grande Rivière Noire VCA										
Both Sexes	2,221	231	257	-	2	13	1,638	80	-	-
Male	1,095	113	134	-	-	4	811	33	-	-
Female	1,126	118	123	-	2	9	827	47	-	-
Gros Cailloux VCA										
Both Sexes	2,694	662	132	10	2	25	1,473	386	-	4
Male	1,353	274	74	5	-	10	825	164	-	1
Female	1,341	388	58	5	2	15	648	222	-	3
La Gaulette VCA										
Both Sexes	1,961	216	64	-	2	14	1,513	151	-	1
Male	999	92	38	-	1	6	796	65	-	1
Female	962	124	26	-	1	8	717	86	-	-
Le Morne VCA										
Both Sexes	1,044	195	83	-	2	5	727	32	-	-
Male	524	93	42	-	-	-	378	11	-	-
Female	520	102	41	-	2	5	349	21	-	-

(1) Comprising mostly residents of institutions and collective quarters.

Table E1 - Resident population 10 years of age and over by geographical location, sex and languages read and written

Country, Geographical district Municipal Ward or Village Council Area and Sex	Total	Languages read and written								
		None	Creole only	Bhojpuri only	Creole and Bhojpuri only	Oriental languages	European languages	European and oriental languages	Other	Not stated (1)
Petite Rivière VCA										
Both Sexes	3,861	687	143	2	20	50	2,324	633	2	-
Male	1,943	264	81	-	7	19	1,281	290	1	-
Female	1,918	423	62	2	13	31	1,043	343	1	-
Richelieu VCA										
Both Sexes	6,980	656	187	-	10	2,118	3,245	181	168	415
Male	3,564	316	88	-	4	1,184	1,664	97	168	43
Female	3,416	340	99	-	6	934	1,581	84	-	372
Tamarin VCA										
Both Sexes	3,143	284	132	-	10	34	2,539	144	-	-
Male	1,537	126	75	-	1	14	1,258	63	-	-
Female	1,606	158	57	-	9	20	1,281	81	-	-
ISLAND OF RODRIGUES										
Both Sexes	32,443	6,917	1,070	-	7	22	23,826	467	1	133
Male	15,870	3,406	536	-	2	11	11,585	226	1	103
Female	16,573	3,511	534	-	5	11	12,241	241	-	30
Region 1										
Both Sexes	5,484	1,344	191	-	1	8	3,853	86	-	1
Male	2,691	719	116	-	-	5	1,809	41	-	1
Female	2,793	625	75	-	1	3	2,044	45	-	-
Region 2										
Both Sexes	4,617	1,028	239	-	-	5	3,297	48	-	-
Male	2,274	517	117	-	-	2	1,615	23	-	-
Female	2,343	511	122	-	-	3	1,682	25	-	-
Region 3										
Both Sexes	5,953	1,165	192	-	4	1	4,519	71	-	1
Male	2,837	540	90	-	2	-	2,170	34	-	1
Female	3,116	625	102	-	2	1	2,349	37	-	-
Region 4										
Both Sexes	4,988	1,012	126	-	-	-	3,732	69	-	49
Male	2,451	488	66	-	-	-	1,819	33	-	45
Female	2,537	524	60	-	-	-	1,913	36	-	4
Region 5										
Both Sexes	6,171	1,247	185	-	1	6	4,549	132	-	51
Male	3,075	606	85	-	-	4	2,279	66	-	35
Female	3,096	641	100	-	1	2	2,270	66	-	16
Region 6										
Both Sexes	5,230	1,121	137	-	1	2	3,876	61	1	31
Male	2,542	536	62	-	-	-	1,893	29	1	21
Female	2,688	585	75	-	1	2	1,983	32	-	10

(1) Comprising mostly residents of institutions and collective quarters.

Table E1a - Resident population 10 years of age and over by geographical location, literacy and sex

Country, Geographical district Municipal Ward or Village Council Area and Sex	Total	Literacy		
		Literate	Illiterate	Not stated(1)
REPUBLIC OF MAURITIUS				
Both Sexes	1,074,105	957,683	105,521	10,901
Male	528,826	482,967	39,030	6,829
Female	545,279	474,716	66,491	4,072
REPUBLIC OF MAURITIUS - Urban				
Both Sexes	440,641	405,968	28,254	6,419
Male	215,058	200,681	9,757	4,620
Female	225,583	205,287	18,497	1,799
REPUBLIC OF MAURITIUS - Rural				
Both Sexes	633,464	551,715	77,267	4,482
Male	313,768	282,286	29,273	2,209
Female	319,696	269,429	47,994	2,273
ISLAND OF MAURITIUS				
Both Sexes	1,041,662	932,290	98,604	10,768
Male	512,956	470,606	35,624	6,726
Female	528,706	461,684	62,980	4,042
ISLAND OF MAURITIUS - Urban				
Both Sexes	440,641	405,968	28,254	6,419
Male	215,058	200,681	9,757	4,620
Female	225,583	205,287	18,497	1,799
ISLAND OF MAURITIUS - Rural				
Both Sexes	601,021	526,322	70,350	4,349
Male	297,898	269,925	25,867	2,106
Female	303,123	256,397	44,483	2,243
PORT LOUIS DISTRICT-wholly urban				
Both Sexes	102,923	94,884	7,107	932
Male	50,791	47,542	2,607	642
Female	52,132	47,342	4,500	290
Town of Port Louis-Ward 1 East				
Both Sexes	10,929	9,883	677	369
Male	5,577	4,969	240	368
Female	5,352	4,914	437	1
Town of Port Louis-Ward 2				
Both Sexes	11,484	10,557	584	343
Male	5,640	5,254	217	169
Female	5,844	5,303	367	174
Town of Port Louis-Ward 3				
Both Sexes	18,869	17,467	1,375	27
Male	9,178	8,659	496	23
Female	9,691	8,808	879	4
Town of Port Louis-Ward 4				
Both Sexes	16,338	15,380	916	42
Male	7,879	7,571	270	38
Female	8,459	7,809	646	4
Town of Port Louis-Ward 5				
Both Sexes	19,180	17,440	1,687	53
Male	9,644	8,940	668	36
Female	9,536	8,500	1,019	17
Town of Port Louis-Ward 6				
Both Sexes	26,123	24,157	1,868	98
Male	12,873	12,149	716	8
Female	13,250	12,008	1,152	90

(1) Comprising mostly residents of institutions and collective quarters.

Table E1a - Resident population 10 years of age and over by geographical location, literacy and sex

Country, Geographical district Municipal Ward or Village Council Area and Sex	Total	Literacy		
		Literate	Illiterate	Not stated(1)
PAMPLEMOUSSES DISTRICT-wholly rural				
Both Sexes	117,463	104,703	10,726	2,034
Male	58,455	53,577	3,834	1,044
Female	59,008	51,126	6,892	990
Arsenal VCA				
Both Sexes	2,491	2,112	325	54
Male	1,255	1,074	128	53
Female	1,236	1,038	197	1
Baie du Tombeau VCA				
Both Sexes	12,595	10,725	870	1,000
Male	6,210	5,424	387	399
Female	6,385	5,301	483	601
Calebasses VCA				
Both Sexes	4,143	3,807	293	43
Male	2,042	1,909	90	43
Female	2,101	1,898	203	-
Congomah VCA				
Both Sexes	1,624	1,462	162	-
Male	788	747	41	-
Female	836	715	121	-
Crève Coeur VCA				
Both Sexes	2,435	2,228	207	-
Male	1,213	1,152	61	-
Female	1,222	1,076	146	-
D'Épinay VCA				
Both Sexes	4,571	4,192	379	-
Male	2,233	2,129	104	-
Female	2,338	2,063	275	-
Fond du Sac VCA				
Both Sexes	4,568	4,113	455	-
Male	2,306	2,183	123	-
Female	2,262	1,930	332	-
Grand Baie VCA-West (East in R/R)				
Both Sexes	2,173	1,981	122	70
Male	1,051	995	52	4
Female	1,122	986	70	66
Le Hochet VCA				
Both Sexes	12,852	11,743	1,109	-
Male	6,586	6,149	437	-
Female	6,266	5,594	672	-
Long Mountain VCA				
Both Sexes	6,148	5,567	507	74
Male	3,046	2,810	162	74
Female	3,102	2,757	345	-
Mapou VCA South (North in R/R)				
Both Sexes	215	205	10	-
Male	100	97	3	-
Female	115	108	7	-
Morcellement St André VCA				
Both Sexes	4,995	4,513	482	-
Male	2,466	2,317	149	-
Female	2,529	2,196	333	-
Notre Dame VCA				
Both Sexes	3,648	3,163	364	121
Male	1,723	1,592	131	-
Female	1,925	1,571	233	121

(1) Comprising mostly residents of institutions and collective quarters.

Table E1a - Resident population 10 years of age and over by geographical location, literacy and sex

Country, Geographical district Municipal Ward or Village Council Area and Sex	Total	Literacy		
		Literate	Illiterate	Not stated(1)
Pamplemousses VCA				
Both Sexes	8,038	6,978	589	471
Male	4,083	3,587	193	303
Female	3,955	3,391	396	168
Piton VCA-West(East in R/R)				
Both Sexes	1,343	1,157	186	-
Male	685	616	69	-
Female	658	541	117	-
Plaine des Papayes VCA				
Both Sexes	6,629	5,887	694	48
Male	3,287	3,019	220	48
Female	3,342	2,868	474	-
Pointe aux Piments VCA				
Both Sexes	7,730	6,717	985	28
Male	3,924	3,509	399	16
Female	3,806	3,208	586	12
Terre Rouge VCA				
Both Sexes	9,014	7,927	1,004	83
Male	4,514	4,004	448	62
Female	4,500	3,923	556	21
Triplet VCA				
Both Sexes	20,292	18,469	1,781	42
Male	9,988	9,367	579	42
Female	10,304	9,102	1,202	-
Villebague VCA-West(East in R/R)				
Both Sexes	1,959	1,757	202	-
Male	955	897	58	-
Female	1,004	860	144	-
R. DU REMPART DISTRICT-wholly rural				
Both Sexes	92,119	80,483	10,952	684
Male	45,397	41,254	3,954	189
Female	46,722	39,229	6,998	495
Amaury VCA-North(South in Flacq)				
Both Sexes	2,283	1,983	300	-
Male	1,090	1,003	87	-
Female	1,193	980	213	-
Amitié VCA-East(West in Pamp)				
Both Sexes	2,003	1,621	158	224
Male	876	843	33	-
Female	1,127	778	125	224
Belle Vue Maurel VCA-South				
Both Sexes	3,969	3,545	376	48
Male	1,941	1,823	115	3
Female	2,028	1,722	261	45
Cap Malheureux VCA				
Both Sexes	4,334	3,822	512	-
Male	2,108	1,897	211	-
Female	2,226	1,925	301	-
Cottage VCA				
Both Sexes	3,592	3,251	341	-
Male	1,720	1,635	85	-
Female	1,872	1,616	256	-
Espérance Trébuchet VCA				
Both Sexes	1,875	1,643	232	-
Male	912	835	77	-
Female	963	808	155	-

(1) Comprising mostly residents of institutions and collective quarters.

Table E1a - Resident population 10 years of age and over by geographical location, literacy and sex

Country, Geographical district Municipal Ward or Village Council Area and Sex	Total	Literacy		
		Literate	Illiterate	Not stated(1)
Goodlands VCA				
Both Sexes	17,943	15,506	2,397	40
Male	8,820	7,857	926	37
Female	9,123	7,649	1,471	3
Grand Baie VCA-East (West in Pamp)				
Both Sexes	8,009	6,966	1,009	34
Male	3,994	3,538	428	28
Female	4,015	3,428	581	6
Grand Gaube VCA				
Both Sexes	6,458	5,701	701	56
Male	3,275	2,903	316	56
Female	3,183	2,798	385	-
Mapou VCA-North (South in Pamp)				
Both Sexes	1,095	987	108	-
Male	526	486	40	-
Female	569	501	68	-
Petit Raffray VCA				
Both Sexes	8,041	6,826	1,212	3
Male	3,995	3,561	431	3
Female	4,046	3,265	781	-
Piton VCA-East (West in Pamp)				
Both Sexes	3,001	2,681	312	8
Male	1,426	1,344	81	1
Female	1,575	1,337	231	7
Plaines des Roches VCA-North				
Both Sexes	3,272	2,990	279	3
Male	1,643	1,552	90	1
Female	1,629	1,438	189	2
Poudre d'Or Hamlet VCA				
Both Sexes	2,079	1,848	231	-
Male	1,037	957	80	-
Female	1,042	891	151	-
Poudre d'Or VCA				
Both Sexes	3,545	3,037	464	44
Male	1,744	1,539	177	28
Female	1,801	1,498	287	16
Rivière du Rempart VCA				
Both Sexes	9,503	8,482	987	34
Male	4,777	4,429	316	32
Female	4,726	4,053	671	2
Roche Terre VCA				
Both Sexes	2,759	2,338	334	87
Male	1,340	1,227	113	-
Female	1,419	1,111	221	87
Roches Noires VCA-North				
Both Sexes	4,991	4,277	611	103
Male	2,471	2,266	205	-
Female	2,520	2,011	406	103
The Vale VCA				
Both Sexes	3,303	2,921	382	-
Male	1,672	1,531	141	-
Female	1,631	1,390	241	-
Villebague VCA-East				
Both Sexes	64	58	6	-
Male	30	28	2	-
Female	34	30	4	-

(1) Comprising mostly residents of institutions and collective quarters.

Table E1a - Resident population 10 years of age and over by geographical location, literacy and sex

Country, Geographical district Municipal Ward or Village Council Area and Sex	Total	Literacy		
		Literate	Illiterate	Not stated(1)
FLACQ DISTRICT-wholly rural				
Both Sexes	116,367	100,558	15,467	342
Male	57,632	51,633	5,788	211
Female	58,735	48,925	9,679	131
Amaury VCA-South(North in RR)				
Both Sexes	269	209	60	-
Male	133	111	22	-
Female	136	98	38	-
Bel Air Riv. Sèche VCA				
Both Sexes	15,043	12,693	2,350	-
Male	7,446	6,550	896	-
Female	7,597	6,143	1,454	-
Bon Accueil VCA				
Both Sexes	5,354	4,870	480	4
Male	2,603	2,438	165	-
Female	2,751	2,432	315	4
Brisée Verdière VCA-South(N.in RR)				
Both Sexes	6,401	5,778	621	2
Male	3,144	2,922	220	2
Female	3,257	2,856	401	-
Camp de Masque Pavé VCA				
Both Sexes	3,666	3,265	401	-
Male	1,766	1,643	123	-
Female	1,900	1,622	278	-
Camp de Masque VCA				
Both Sexes	2,366	2,164	202	-
Male	1,128	1,066	62	-
Female	1,238	1,098	140	-
Camp Ithier VCA				
Both Sexes	3,689	3,169	520	-
Male	1,850	1,660	190	-
Female	1,839	1,509	330	-
Centre de Flacq VCA				
Both Sexes	13,748	11,931	1,611	206
Male	6,732	6,046	593	93
Female	7,016	5,885	1,018	113
Clémencia VCA				
Both Sexes	1,549	1,302	247	-
Male	759	665	94	-
Female	790	637	153	-
Écroignard VCA				
Both Sexes	5,355	4,573	782	-
Male	2,681	2,362	319	-
Female	2,674	2,211	463	-
Grand River South-East VCA				
Both Sexes	1,808	1,529	279	-
Male	940	813	127	-
Female	868	716	152	-
Lalmatie VCA-East(West in Moka)				
Both Sexes	8,978	8,058	919	1
Male	4,409	4,105	304	-
Female	4,569	3,953	615	1
Laventure VCA				
Both Sexes	5,193	4,472	721	-
Male	2,567	2,285	282	-
Female	2,626	2,187	439	-

(1) Comprising mostly residents of institutions and collective quarters.

Table E1a - Resident population 10 years of age and over by geographical location, literacy and sex

Country, Geographical district Municipal Ward or Village Council Area and Sex	Total	Literacy		
		Literate	Illiterate	Not stated(1)
Mare La Chaux VCA				
Both Sexes	1,616	1,377	239	-
Male	789	699	90	-
Female	827	678	149	-
Médine Camp de Masque East VCA				
Both Sexes	4,803	4,288	512	3
Male	2,346	2,162	182	2
Female	2,457	2,126	330	1
Montagne Blanche VCA - East				
Both Sexes	901	826	75	-
Male	431	412	19	-
Female	470	414	56	-
Olivia VCA				
Both Sexes	3,092	2,524	568	-
Male	1,551	1,308	243	-
Female	1,541	1,216	325	-
Plaines des Roches VCA - South				
Both Sexes	234	220	14	-
Male	111	106	5	-
Female	123	114	9	-
Poste de Flacq VCA				
Both Sexes	7,205	5,953	1,251	1
Male	3,604	3,116	488	-
Female	3,601	2,837	763	1
Quatre Cocos VCA				
Both Sexes	4,956	4,163	782	11
Male	2,467	2,140	323	4
Female	2,489	2,023	459	7
Quatre Soeurs VCA				
Both Sexes	2,843	2,204	639	-
Male	1,432	1,169	263	-
Female	1,411	1,035	376	-
Queen Victoria VCA				
Both Sexes	2,490	2,015	475	-
Male	1,199	1,043	156	-
Female	1,291	972	319	-
Sébastopol VCA				
Both Sexes	4,744	4,152	587	5
Male	2,391	2,182	208	1
Female	2,353	1,970	379	4
St Julien (Haut de Flacq) VCA-East				
Both Sexes	2,345	2,185	153	7
Male	1,270	1,226	37	7
Female	1,075	959	116	-
St Julien D'Hotman VCA-East				
Both Sexes	2,875	2,460	415	-
Male	1,384	1,248	136	-
Female	1,491	1,212	279	-
Trou D'Eau Douce VCA				
Both Sexes	4,844	4,178	564	102
Male	2,499	2,156	241	102
Female	2,345	2,022	323	-
GRAND PORT DISTRICT-wholly rural				
Both Sexes	96,391	84,039	11,706	646
Male	47,870	43,251	4,112	507
Female	48,521	40,788	7,594	139

(1) Comprising mostly residents of institutions and collective quarters.

Table E1a - Resident population 10 years of age and over by geographical location, literacy and sex

Country, Geographical district Municipal Ward or Village Council Area and Sex	Total	Literacy		
		Literate	Illiterate	Not stated(1)
Bambous Virieux VCA				
Both Sexes	1,263	1,037	226	-
Male	658	555	103	-
Female	605	482	123	-
Bananes VCA				
Both Sexes	574	478	96	-
Male	274	250	24	-
Female	300	228	72	-
Beau Vallon VCA				
Both Sexes	5,946	5,230	711	5
Male	2,986	2,705	277	4
Female	2,960	2,525	434	1
Bois des Amourettes VCA				
Both Sexes	1,562	1,240	322	-
Male	780	623	157	-
Female	782	617	165	-
Cluny VCA				
Both Sexes	1,335	1,152	183	-
Male	676	601	75	-
Female	659	551	108	-
Grand Bel Air VCA				
Both Sexes	1,318	1,157	161	-
Male	665	605	60	-
Female	653	552	101	-
Grand Sable VCA				
Both Sexes	1,838	1,547	291	-
Male	923	815	108	-
Female	915	732	183	-
L'Escalier VCA - East				
Both Sexes	6,792	6,031	760	1
Male	3,337	3,094	243	-
Female	3,455	2,937	517	1
Mahébourg VCA				
Both Sexes	13,381	12,027	1,333	21
Male	6,571	6,102	456	13
Female	6,810	5,925	877	8
Mare Chicose VCA				
Both Sexes	282	226	56	-
Male	144	127	17	-
Female	138	99	39	-
Mare d'Albert VCA				
Both Sexes	4,071	3,694	377	-
Male	1,973	1,862	111	-
Female	2,098	1,832	266	-
Mare Tabac VCA				
Both Sexes	2,369	2,144	225	-
Male	1,187	1,107	80	-
Female	1,182	1,037	145	-
New Grove VCA				
Both Sexes	9,130	8,215	892	23
Male	4,532	4,239	270	23
Female	4,598	3,976	622	-
Nouvelle France VCA				
Both Sexes	6,266	5,512	754	-
Male	3,132	2,873	259	-
Female	3,134	2,639	495	-

(1) Comprising mostly residents of institutions and collective quarters.

Table E1a - Resident population 10 years of age and over by geographical location, literacy and sex

Country, Geographical district Municipal Ward or Village Council Area and Sex	Total	Literacy		
		Literate	Illiterate	Not stated(1)
Old Grand Port VCA				
Both Sexes	2,535	2,202	333	-
Male	1,294	1,152	142	-
Female	1,241	1,050	191	-
Petit Bel Air VCA				
Both Sexes	1,028	859	169	-
Male	496	433	63	-
Female	532	426	106	-
Plaine Magnien VCA				
Both Sexes	9,128	7,741	1,006	381
Male	4,673	3,958	349	366
Female	4,455	3,783	657	15
Rivière des Créoles VCA				
Both Sexes	2,659	2,211	448	-
Male	1,310	1,158	152	-
Female	1,349	1,053	296	-
Riv. du Poste VCA-East				
Both Sexes	1,113	938	175	-
Male	538	494	44	-
Female	575	444	131	-
Rose Belle VCA				
Both Sexes	10,513	9,161	1,137	215
Male	5,144	4,666	377	101
Female	5,369	4,495	760	114
St Hubert VCA				
Both Sexes	2,693	2,010	683	-
Male	1,337	1,064	273	-
Female	1,356	946	410	-
Trois Boutiques VCA				
Both Sexes	6,345	5,319	1,026	-
Male	3,152	2,771	381	-
Female	3,193	2,548	645	-
Union Park VCA				
Both Sexes	4,250	3,908	342	-
Male	2,088	1,997	91	-
Female	2,162	1,911	251	-
SAVANNE DISTRICT-wholly rural				
Both Sexes	58,752	51,557	7,124	71
Male	28,856	26,366	2,483	7
Female	29,896	25,191	4,641	64
Baie du Cap VCA				
Both Sexes	2,004	1,595	409	-
Male	1,013	826	187	-
Female	991	769	222	-
Bel Ombre VCA				
Both Sexes	1,990	1,717	273	-
Male	1,017	910	107	-
Female	973	807	166	-
Bénarès VCA				
Both Sexes	1,848	1,539	309	-
Male	908	797	111	-
Female	940	742	198	-
Bois Chéri VCA				
Both Sexes	3,029	2,564	465	-
Male	1,490	1,356	134	-
Female	1,539	1,208	331	-

(1) Comprising mostly residents of institutions and collective quarters.

Table E1a - Resident population 10 years of age and over by geographical location, literacy and sex

Country, Geographical district Municipal Ward or Village Council Area and Sex	Total	Literacy		
		Literate	Illiterate	Not stated(1)
Britannia VCA				
Both Sexes	1,106	1,007	99	-
Male	557	521	36	-
Female	549	486	63	-
Camp Diable VCA				
Both Sexes	4,128	3,688	440	-
Male	2,037	1,877	160	-
Female	2,091	1,811	280	-
Chamouny VCA				
Both Sexes	4,068	3,500	568	-
Male	2,031	1,813	218	-
Female	2,037	1,687	350	-
Chemin Grenier VCA				
Both Sexes	10,568	9,437	1,110	21
Male	5,107	4,719	388	-
Female	5,461	4,718	722	21
Grand Bois VCA				
Both Sexes	6,979	6,099	873	7
Male	3,269	3,007	262	-
Female	3,710	3,092	611	7
L'Escalier VCA-West(East in G/P)				
Both Sexes	12	12	-	-
Male	7	7	-	-
Female	5	5	-	-
Rivière des Anguilles VCA				
Both Sexes	8,155	7,297	858	-
Male	3,992	3,731	261	-
Female	4,163	3,566	597	-
Rivière du Poste VCA - West				
Both Sexes	779	683	96	-
Male	392	359	33	-
Female	387	324	63	-
Saint Aubin VCA				
Both Sexes	1,156	994	162	-
Male	584	520	64	-
Female	572	474	98	-
Souillac VCA				
Both Sexes	3,811	3,447	348	16
Male	1,864	1,752	106	6
Female	1,947	1,695	242	10
Surinam VCA				
Both Sexes	9,119	7,978	1,114	27
Male	4,588	4,171	416	1
Female	4,531	3,807	698	26
PLAINES WILHEMS DISTRICT				
Both Sexes	321,586	296,063	20,459	5,064
Male	156,101	145,609	6,916	3,576
Female	165,485	150,454	13,543	1,488
PLAINES WILHEMS DISTRICT - Urban				
Both Sexes	316,599	291,633	19,902	5,064
Male	153,647	143,365	6,706	3,576
Female	162,952	148,268	13,196	1,488
Town of B-Bassin/R-Hill				
Both Sexes	91,742	83,132	5,180	3,430
Male	45,377	40,789	1,983	2,605
Female	46,365	42,343	3,197	825

(1) Comprising mostly residents of institutions and collective quarters.

Table E1a - Resident population 10 years of age and over by geographical location, literacy and sex

Country, Geographical district Municipal Ward or Village Council Area and Sex	Total	Literacy		
		Literate	Illiterate	Not stated(1)
Town of B-Bassin/R-Hill-Ward 1				
Both Sexes	21,627	19,931	1,656	40
Male	10,650	9,982	653	15
Female	10,977	9,949	1,003	25
Town of B-Bassin/R-Hill-Ward 2				
Both Sexes	22,589	20,999	1,334	256
Male	11,079	10,324	509	246
Female	11,510	10,675	825	10
Town of B-Bassin/R-Hill-Ward 3				
Both Sexes	21,660	17,930	1,078	2,652
Male	11,140	8,627	418	2,095
Female	10,520	9,303	660	557
Town of B-Bassin/R-Hill-Ward 4				
Both Sexes	25,866	24,272	1,112	482
Male	12,508	11,856	403	249
Female	13,358	12,416	709	233
Town of Quatre Bornes				
Both Sexes	63,809	59,210	3,841	758
Male	30,960	29,255	1,291	414
Female	32,849	29,955	2,550	344
Town of Q-Bornes-Ward 1				
Both Sexes	19,561	18,479	937	145
Male	9,355	8,940	280	135
Female	10,206	9,539	657	10
Town of Q-Bornes-Ward 2				
Both Sexes	19,334	18,054	715	565
Male	9,304	8,852	213	239
Female	10,030	9,202	502	326
Town of Q-Bornes-Ward 3 East				
Both Sexes	24,914	22,677	2,189	48
Male	12,301	11,463	798	40
Female	12,613	11,214	1,391	8
Town of Vac/Phoenix				
Both Sexes	92,283	85,562	6,185	536
Male	44,283	41,790	2,031	462
Female	48,000	43,772	4,154	74
Town of Vac/Phoenix-Ward 1				
Both Sexes	24,997	23,112	1,757	128
Male	12,078	11,391	567	120
Female	12,919	11,721	1,190	8
Town of Vac/Phoenix-Ward 2				
Both Sexes	22,827	21,239	1,465	123
Male	11,095	10,458	523	114
Female	11,732	10,781	942	9
Town of Vac/Phoenix-Ward 3				
Both Sexes	20,254	18,826	1,188	240
Male	9,839	9,243	385	211
Female	10,415	9,583	803	29
Town of Vac/Phoenix-Ward 4 West				
Both Sexes	24,205	22,385	1,775	45
Male	11,271	10,698	556	17
Female	12,934	11,687	1,219	28
Town of Curepipe				
Both Sexes	68,765	63,729	4,696	340
Male	33,027	31,531	1,401	95
Female	35,738	32,198	3,295	245

(1) Comprising mostly residents of institutions and collective quarters.

Table E1a - Resident population 10 years of age and over by geographical location, literacy and sex

Country, Geographical district Municipal Ward or Village Council Area and Sex	Total	Literacy		
		Literate	Illiterate	Not stated(1)
Town of Curepipe-Ward 1				
Both Sexes	22,196	20,725	1,256	215
Male	10,819	10,333	450	36
Female	11,377	10,392	806	179
Town of Curepipe-Ward 2 West				
Both Sexes	21,127	19,857	1,188	82
Male	10,162	9,683	443	36
Female	10,965	10,174	745	46
Town of Curepipe-Ward 3				
Both Sexes	25,442	23,147	2,252	43
Male	12,046	11,515	508	23
Female	13,396	11,632	1,744	20
PLAINES WILHEMS DISTRICT - Rural				
Both Sexes	4,987	4,430	557	-
Male	2,454	2,244	210	-
Female	2,533	2,186	347	-
Midlands VCA				
Both Sexes	4,530	3,985	545	-
Male	2,221	2,014	207	-
Female	2,309	1,971	338	-
Moka VCA-West (East in Moka)				
Both Sexes	457	445	12	-
Male	233	230	3	-
Female	224	215	9	-
MOKA DISTRICT				
Both Sexes	71,246	63,617	7,509	120
Male	35,232	32,476	2,663	93
Female	36,014	31,141	4,846	27
MOKA DISTRICT - Urban				
Both Sexes	1,116	973	143	-
Male	545	509	36	-
Female	571	464	107	-
Town of Curepipe-Ward 2 East				
Both Sexes	4	3	1	-
Male	2	1	1	-
Female	2	2	-	-
Town of Vac/Phoenix-Ward 4 East				
Both Sexes	1,112	970	142	-
Male	543	508	35	-
Female	569	462	107	-
MOKA DISTRICT - Rural				
Both Sexes	70,130	62,644	7,366	120
Male	34,687	31,967	2,627	93
Female	35,443	30,677	4,739	27
Camp Thorel VCA				
Both Sexes	1,850	1,672	178	-
Male	904	858	46	-
Female	946	814	132	-
Dagotière VCA				
Both Sexes	6,145	5,418	723	4
Male	3,006	2,758	244	4
Female	3,139	2,660	479	-
Dubreuil VCA-West (East in Flacq)				
Both Sexes	2,451	2,086	365	-
Male	1,293	1,148	145	-
Female	1,158	938	220	-

(1) Comprising mostly residents of institutions and collective quarters.

Table E1a - Resident population 10 years of age and over by geographical location, literacy and sex

Country, Geographical district Municipal Ward or Village Council Area and Sex	Total	Literacy		
		Literate	Illiterate	Not stated(1)
Espérance VCA				
Both Sexes	1,604	1,356	248	-
Male	796	707	89	-
Female	808	649	159	-
La Laura - Malenga VCA				
Both Sexes	1,109	976	133	-
Male	554	512	42	-
Female	555	464	91	-
L'Avenir VCA				
Both Sexes	2,356	2,155	201	-
Male	1,181	1,124	57	-
Female	1,175	1,031	144	-
Médine - Camp de Masque VCA-West				
Both Sexes	1,310	1,179	131	-
Male	634	600	34	-
Female	676	579	97	-
Melrose VCA				
Both Sexes	1,718	1,497	221	-
Male	842	777	65	-
Female	876	720	156	-
Moka VCA-East (West in Pl. Wilhems)				
Both Sexes	7,328	6,807	457	64
Male	3,562	3,389	129	44
Female	3,766	3,418	328	20
Montagne Blanche VCA-West				
Both Sexes	6,888	5,916	944	28
Male	3,453	3,086	340	27
Female	3,435	2,830	604	1
Pailles VCA				
Both Sexes	9,952	9,177	760	15
Male	4,905	4,629	265	11
Female	5,047	4,548	495	4
Providence VCA				
Both Sexes	2,808	2,470	338	-
Male	1,392	1,266	126	-
Female	1,416	1,204	212	-
Quartier Militaire VCA				
Both Sexes	6,030	5,101	923	6
Male	3,022	2,581	435	6
Female	3,008	2,520	488	-
Nouvelle Découverte VCA				
Both Sexes	2,598	2,421	177	-
Male	1,253	1,206	47	-
Female	1,345	1,215	130	-
St Julien d'Hotman VCA-West				
Both Sexes	81	70	11	-
Male	36	33	3	-
Female	45	37	8	-
St Pierre VCA				
Both Sexes	14,017	12,740	1,274	3
Male	6,917	6,453	463	1
Female	7,100	6,287	811	2
Verdun VCA				
Both Sexes	1,885	1,603	282	-
Male	937	840	97	-
Female	948	763	185	-

(1) Comprising mostly residents of institutions and collective quarters.

Table E1a - Resident population 10 years of age and over by geographical location, literacy and sex

Country, Geographical district Municipal Ward or Village Council Area and Sex	Total	Literacy		
		Literate	Illiterate	Not stated(1)
BLACK RIVER DISTRICT				
Both Sexes	64,815	56,386	7,554	875
Male	32,622	28,898	3,267	457
Female	32,193	27,488	4,287	418
BLACK RIVER DISTRICT - Urban				
Both Sexes	20,003	18,478	1,102	423
Male	10,075	9,265	408	402
Female	9,928	9,213	694	21
Town of Port Louis-Ward 1 West				
Both Sexes	16,558	15,402	733	423
Male	8,396	7,704	290	402
Female	8,162	7,698	443	21
Town of Q/Bornes-Ward 3 West				
Both Sexes	3,445	3,076	369	-
Male	1,679	1,561	118	-
Female	1,766	1,515	251	-
BLACK RIVER DISTRICT - Rural				
Both Sexes	44,812	37,908	6,452	452
Male	22,547	19,633	2,859	55
Female	22,265	18,275	3,593	397
Albion VCA				
Both Sexes	4,330	3,840	462	28
Male	2,203	1,980	216	7
Female	2,127	1,860	246	21
Bambous VCA				
Both Sexes	12,603	10,393	2,207	3
Male	6,341	5,362	977	2
Female	6,262	5,031	1,230	1
Cascavelle VCA-West(East in P/W)				
Both Sexes	2,064	1,816	248	-
Male	1,019	919	100	-
Female	1,045	897	148	-
Case Noyale VCA				
Both Sexes	1,376	1,018	358	-
Male	701	521	180	-
Female	675	497	178	-
Chamarel VCA-West(East in Sav.)				
Both Sexes	615	505	110	-
Male	314	258	56	-
Female	301	247	54	-
Flic en Flac VCA				
Both Sexes	1,920	1,783	136	1
Male	954	901	52	1
Female	966	882	84	-
Grande Rivière Noire VCA				
Both Sexes	2,221	1,990	231	-
Male	1,095	982	113	-
Female	1,126	1,008	118	-
Gros Cailloux VCA				
Both Sexes	2,694	2,028	662	4
Male	1,353	1,078	274	1
Female	1,341	950	388	3
La Gaulette VCA				
Both Sexes	1,961	1,744	216	1
Male	999	906	92	1
Female	962	838	124	-

(1) Comprising mostly residents of institutions and collective quarters.

Table E1a - Resident population 10 years of age and over by geographical location, literacy and sex

Country, Geographical district Municipal Ward or Village Council Area and Sex	Total	Literacy		
		Literate	Illiterate	Not stated(1)
Le Morne VCA				
Both Sexes	1,044	849	195	-
Male	524	431	93	-
Female	520	418	102	-
Petite Rivière VCA				
Both Sexes	3,861	3,174	687	-
Male	1,943	1,679	264	-
Female	1,918	1,495	423	-
Richelieu VCA				
Both Sexes	6,980	5,909	656	415
Male	3,564	3,205	316	43
Female	3,416	2,704	340	372
Tamarin VCA				
Both Sexes	3,143	2,859	284	-
Male	1,537	1,411	126	-
Female	1,606	1,448	158	-
ISLAND OF RODRIGUES				
Both Sexes	32,443	25,393	6,917	133
Male	15,870	12,361	3,406	103
Female	16,573	13,032	3,511	30
Region 1				
Both Sexes	5,484	4,139	1,344	1
Male	2,691	1,971	719	1
Female	2,793	2,168	625	-
Region 2				
Both Sexes	4,617	3,589	1,028	-
Male	2,274	1,757	517	-
Female	2,343	1,832	511	-
Region 3				
Both Sexes	5,953	4,787	1,165	1
Male	2,837	2,296	540	1
Female	3,116	2,491	625	-
Region 4				
Both Sexes	4,988	3,927	1,012	49
Male	2,451	1,918	488	45
Female	2,537	2,009	524	4
Region 5				
Both Sexes	6,171	4,873	1,247	51
Male	3,075	2,434	606	35
Female	3,096	2,439	641	16
Region 6				
Both Sexes	5,230	4,078	1,121	31
Male	2,542	1,985	536	21
Female	2,688	2,093	585	10

(1) Comprising mostly residents of institutions and collective quarters.

Table E2 - Resident population 10 years of age and over by sex, age and languages read and written

Country, Island, Sex and Age (in years)	Total	Languages read and written								
		None	Creole only	Bhojpuri only	Creole and Bhojpuri only	Oriental languages	European languages	European and oriental languages	Other	Not stated(1)
REPUBLIC OF MAURITIUS										
Both sexes										
Total	1,074,105	105,521	32,300	615	5,115	21,594	638,992	258,155	912	10,901
10 - 14	93,639	1,283	660	1	29	76	57,178	34,332	4	76
15 - 19	101,008	1,452	737	4	30	92	66,806	31,641	6	240
20 - 24	92,671	2,142	1,120	14	52	1,789	61,936	24,215	193	1,210
25 - 29	90,937	3,856	1,721	24	114	3,806	57,209	21,454	316	2,437
30 - 34	103,429	5,524	2,654	33	278	2,441	65,023	25,120	217	2,139
35 - 39	87,797	5,888	2,698	23	351	1,649	53,796	22,006	88	1,298
40 - 44	89,386	7,517	3,288	24	392	1,485	54,220	21,545	42	873
45 - 49	99,341	9,493	3,942	31	502	1,244	60,888	22,578	11	652
50 - 54	86,337	10,034	3,627	45	552	1,325	51,807	18,502	8	437
55 - 59	73,054	11,364	3,314	58	661	1,545	41,302	14,449	3	358
60 - 64	57,342	12,133	2,902	89	676	1,692	28,908	10,647	7	288
65+	99,164	34,835	5,637	269	1,478	4,450	39,919	11,666	17	893
Male										
Total	528,826	39,030	15,429	193	1,832	8,793	334,490	121,769	461	6,829
10 - 14	47,302	822	387	1	15	46	29,609	16,380	2	40
15 - 19	50,715	910	468	3	19	46	34,943	14,176	2	148
20 - 24	46,871	1,322	699	13	27	952	32,179	10,758	71	850
25 - 29	45,589	1,971	1,008	19	60	1,885	29,419	9,624	190	1,413
30 - 34	52,182	3,076	1,480	21	137	1,379	33,696	10,984	116	1,293
35 - 39	44,241	3,164	1,438	11	163	837	27,873	9,869	43	843
40 - 44	45,150	3,785	1,732	14	187	600	28,327	9,871	18	616
45 - 49	49,800	4,501	1,986	9	208	433	31,639	10,515	5	504
50 - 54	42,996	3,917	1,656	10	193	392	27,412	9,108	4	304
55 - 59	35,713	3,530	1,350	15	212	371	22,493	7,500	2	240
60 - 64	27,143	3,243	1,119	15	194	422	16,116	5,873	2	159
65+	41,124	8,789	2,106	62	417	1,430	20,784	7,111	6	419
Female										
Total	545,279	66,491	16,871	422	3,283	12,801	304,502	136,386	451	4,072
10 - 14	46,337	461	273	-	14	30	27,569	17,952	2	36
15 - 19	50,293	542	269	1	11	46	31,863	17,465	4	92
20 - 24	45,800	820	421	1	25	837	29,757	13,457	122	360
25 - 29	45,348	1,885	713	5	54	1,921	27,790	11,830	126	1,024
30 - 34	51,247	2,448	1,174	12	141	1,062	31,327	14,136	101	846
35 - 39	43,556	2,724	1,260	12	188	812	25,923	12,137	45	455
40 - 44	44,236	3,732	1,556	10	205	885	25,893	11,674	24	257
45 - 49	49,541	4,992	1,956	22	294	811	29,249	12,063	6	148
50 - 54	43,341	6,117	1,971	35	359	933	24,395	9,394	4	133
55 - 59	37,341	7,834	1,964	43	449	1,174	18,809	6,949	1	118
60 - 64	30,199	8,890	1,783	74	482	1,270	12,792	4,774	5	129
65+	58,040	26,046	3,531	207	1,061	3,020	19,135	4,555	11	474

(1) Comprising mostly residents of institutions and collective quarters.

Table E2 - Resident population 10 years of age and over by sex, age and languages read and written

Country, Island, Sex and Age (in years)	Total	Languages read and written								
		None	Creole only	Bhojpuri only	Creole and Bhojpuri only	Oriental languages	European languages	European and oriental languages	Other	Not stated(1)
ISLAND OF MAURITIUS										
Both sexes										
Total	1,041,662	98,604	31,230	615	5,108	21,572	615,166	257,688	911	10,768
10 - 14	89,806	1,149	643	1	29	74	53,569	34,263	4	74
15 - 19	97,437	1,302	712	4	30	92	63,463	31,594	6	234
20 - 24	89,719	1,947	1,083	14	52	1,788	59,294	24,176	193	1,172
25 - 29	87,746	3,490	1,640	24	114	3,804	54,538	21,398	316	2,422
30 - 34	100,036	4,961	2,531	33	278	2,438	62,389	25,062	217	2,127
35 - 39	85,037	5,273	2,587	23	349	1,648	51,813	21,970	88	1,286
40 - 44	86,885	6,876	3,180	24	391	1,485	52,525	21,502	42	860
45 - 49	97,019	8,780	3,820	31	502	1,242	59,428	22,558	11	647
50 - 54	84,186	9,377	3,524	45	552	1,323	50,460	18,468	8	429
55 - 59	71,491	10,842	3,228	58	661	1,545	40,382	14,420	3	352
60 - 64	56,151	11,646	2,820	89	675	1,690	28,312	10,630	6	283
65+	96,149	32,961	5,462	269	1,475	4,443	38,993	11,647	17	882
Male										
Total	512,956	35,624	14,893	193	1,830	8,782	322,905	121,543	460	6,726
10 - 14	45,370	731	379	1	15	44	27,813	16,347	2	38
15 - 19	48,975	820	452	3	19	46	33,337	14,154	2	142
20 - 24	45,433	1,208	677	13	27	951	30,922	10,741	71	823
25 - 29	44,037	1,762	964	19	60	1,883	28,163	9,593	190	1,403
30 - 34	50,524	2,755	1,413	21	137	1,377	32,461	10,961	116	1,283
35 - 39	42,879	2,849	1,390	11	162	836	26,901	9,855	43	832
40 - 44	43,929	3,453	1,673	14	186	600	27,522	9,856	18	607
45 - 49	48,658	4,133	1,926	9	208	433	30,942	10,503	5	499
50 - 54	41,896	3,581	1,611	10	193	392	26,717	9,090	4	298
55 - 59	34,923	3,293	1,307	15	212	371	22,006	7,482	2	235
60 - 64	26,528	2,993	1,079	15	194	422	15,806	5,862	1	156
65+	39,804	8,046	2,022	62	417	1,427	20,315	7,099	6	410
Female										
Total	528,706	62,980	16,337	422	3,278	12,790	292,261	136,145	451	4,042
10 - 14	44,436	418	264	-	14	30	25,756	17,916	2	36
15 - 19	48,462	482	260	1	11	46	30,126	17,440	4	92
20 - 24	44,286	739	406	1	25	837	28,372	13,435	122	349
25 - 29	43,709	1,728	676	5	54	1,921	26,375	11,805	126	1,019
30 - 34	49,512	2,206	1,118	12	141	1,061	29,928	14,101	101	844
35 - 39	42,158	2,424	1,197	12	187	812	24,912	12,115	45	454
40 - 44	42,956	3,423	1,507	10	205	885	25,003	11,646	24	253
45 - 49	48,361	4,647	1,894	22	294	809	28,486	12,055	6	148
50 - 54	42,290	5,796	1,913	35	359	931	23,743	9,378	4	131
55 - 59	36,568	7,549	1,921	43	449	1,174	18,376	6,938	1	117
60 - 64	29,623	8,653	1,741	74	481	1,268	12,506	4,768	5	127
65+	56,345	24,915	3,440	207	1,058	3,016	18,678	4,548	11	472

(1) Comprising mostly residents of institutions and collective quarters.

Table E2 - Resident population 10 years of age and over by sex, age and languages read and written

Country, Island, Sex and Age (in years)	Total	Languages read and written								
		None	Creole only	Bhojpuri only	Creole and Bhojpuri only	Oriental languages	European languages	European and oriental languages	Other	Not stated(1)
ISLAND OF RODRIGUES										
Both sexes										
Total	32,443	6,917	1,070	-	7	22	23,826	467	1	133
10 - 14.	3,833	134	17	-	-	2	3,609	69	-	2
15 - 19.	3,571	150	25	-	-	-	3,343	47	-	6
20 - 24.	2,952	195	37	-	-	1	2,642	39	-	38
25 - 29.	3,191	366	81	-	-	2	2,671	56	-	15
30 - 34.	3,393	563	123	-	-	3	2,634	58	-	12
35 - 39.	2,760	615	111	-	2	1	1,983	36	-	12
40 - 44.	2,501	641	108	-	1	-	1,695	43	-	13
45 - 49.	2,322	713	122	-	-	2	1,460	20	-	5
50 - 54.	2,151	657	103	-	-	2	1,347	34	-	8
55 - 59.	1,563	522	86	-	-	-	920	29	-	6
60 - 64.	1,191	487	82	-	1	2	596	17	1	5
65+.	3,015	1,874	175	-	3	7	926	19	-	11
Male										
Total	15,870	3,406	536	-	2	11	11,585	226	1	103
10 - 14.	1,932	91	8	-	-	2	1,796	33	-	2
15 - 19.	1,740	90	16	-	-	-	1,606	22	-	6
20 - 24.	1,438	114	22	-	-	1	1,257	17	-	27
25 - 29.	1,552	209	44	-	-	2	1,256	31	-	10
30 - 34.	1,658	321	67	-	-	2	1,235	23	-	10
35 - 39.	1,362	315	48	-	1	1	972	14	-	11
40 - 44.	1,221	332	59	-	1	-	805	15	-	9
45 - 49.	1,142	368	60	-	-	-	697	12	-	5
50 - 54.	1,100	336	45	-	-	-	695	18	-	6
55 - 59.	790	237	43	-	-	-	487	18	-	5
60 - 64.	615	250	40	-	-	-	310	11	1	3
65+.	1,320	743	84	-	-	3	469	12	-	9
Female										
Total	16,573	3,511	534	-	5	11	12,241	241	-	30
10 - 14.	1,901	43	9	-	-	-	1,813	36	-	-
15 - 19.	1,831	60	9	-	-	-	1,737	25	-	-
20 - 24.	1,514	81	15	-	-	-	1,385	22	-	11
25 - 29.	1,639	157	37	-	-	-	1,415	25	-	5
30 - 34.	1,735	242	56	-	-	1	1,399	35	-	2
35 - 39.	1,398	300	63	-	1	-	1,011	22	-	1
40 - 44.	1,280	309	49	-	-	-	890	28	-	4
45 - 49.	1,180	345	62	-	-	2	763	8	-	-
50 - 54.	1,051	321	58	-	-	2	652	16	-	2
55 - 59.	773	285	43	-	-	-	433	11	-	1
60 - 64.	576	237	42	-	1	2	286	6	-	2
65+.	1,695	1,131	91	-	3	4	457	7	-	2

(1) Comprising mostly residents of institutions and collective quarters.

Table E2a - Resident population 10 years of age and over, by literacy, age and sex

Country, Island, Sex and Age (in years)	Total	Literacy		
		Literate	Illiterate	Not stated(1)

REPUBLIC OF MAURITIUS

Both sexes				
Total	1,074,105	957,683	105,521	10,901
10 - 14	93,639	92,280	1,283	76
15 - 19	101,008	99,316	1,452	240
20 - 24	92,671	89,319	2,142	1,210
25 - 29	90,937	84,644	3,856	2,437
30 - 34	103,429	95,766	5,524	2,139
35 - 39	87,797	80,611	5,888	1,298
40 - 44	89,386	80,996	7,517	873
45 - 49	99,341	89,196	9,493	652
50 - 54	86,337	75,866	10,034	437
55 - 59	73,054	61,332	11,364	358
60 - 64	57,342	44,921	12,133	288
65+	99,164	63,436	34,835	893
Male				
Total	528,826	482,967	39,030	6,829
10 - 14	47,302	46,440	822	40
15 - 19	50,715	49,657	910	148
20 - 24	46,871	44,699	1,322	850
25 - 29	45,589	42,205	1,971	1,413
30 - 34	52,182	47,813	3,076	1,293
35 - 39	44,241	40,234	3,164	843
40 - 44	45,150	40,749	3,785	616
45 - 49	49,800	44,795	4,501	504
50 - 54	42,996	38,775	3,917	304
55 - 59	35,713	31,943	3,530	240
60 - 64	27,143	23,741	3,243	159
65+	41,124	31,916	8,789	419
Female				
Total	545,279	474,716	66,491	4,072
10 - 14	46,337	45,840	461	36
15 - 19	50,293	49,659	542	92
20 - 24	45,800	44,620	820	360
25 - 29	45,348	42,439	1,885	1,024
30 - 34	51,247	47,953	2,448	846
35 - 39	43,556	40,377	2,724	455
40 - 44	44,236	40,247	3,732	257
45 - 49	49,541	44,401	4,992	148
50 - 54	43,341	37,091	6,117	133
55 - 59	37,341	29,389	7,834	118
60 - 64	30,199	21,180	8,890	129
65+	58,040	31,520	26,046	474

(1) Comprising mostly residents of institutions and collective quarters.

Table E2a - Resident population 10 years of age and over, by literacy, age and sex

Country, Island, Sex and Age (in years)	Total	Literacy		
		Literate	Illiterate	Not stated(1)

ISLAND OF MAURITIUS

Both sexes				
Total	1,041,662	932,290	98,604	10,768
10 - 14.	89,806	88,583	1,149	74
15 - 19.	97,437	95,901	1,302	234
20 - 24.	89,719	86,600	1,947	1,172
25 - 29.	87,746	81,834	3,490	2,422
30 - 34.	100,036	92,948	4,961	2,127
35 - 39.	85,037	78,478	5,273	1,286
40 - 44.	86,885	79,149	6,876	860
45 - 49.	97,019	87,592	8,780	647
50 - 54.	84,186	74,380	9,377	429
55 - 59.	71,491	60,297	10,842	352
60 - 64.	56,151	44,222	11,646	283
65+.	96,149	62,306	32,961	882
Male				
Total	512,956	470,606	35,624	6,726
10 - 14.	45,370	44,601	731	38
15 - 19.	48,975	48,013	820	142
20 - 24.	45,433	43,402	1,208	823
25 - 29.	44,037	40,872	1,762	1,403
30 - 34.	50,524	46,486	2,755	1,283
35 - 39.	42,879	39,198	2,849	832
40 - 44.	43,929	39,869	3,453	607
45 - 49.	48,658	44,026	4,133	499
50 - 54.	41,896	38,017	3,581	298
55 - 59.	34,923	31,395	3,293	235
60 - 64.	26,528	23,379	2,993	156
65+.	39,804	31,348	8,046	410
Female				
Total	528,706	461,684	62,980	4,042
10 - 14.	44,436	43,982	418	36
15 - 19.	48,462	47,888	482	92
20 - 24.	44,286	43,198	739	349
25 - 29.	43,709	40,962	1,728	1,019
30 - 34.	49,512	46,462	2,206	844
35 - 39.	42,158	39,280	2,424	454
40 - 44.	42,956	39,280	3,423	253
45 - 49.	48,361	43,566	4,647	148
50 - 54.	42,290	36,363	5,796	131
55 - 59.	36,568	28,902	7,549	117
60 - 64.	29,623	20,843	8,653	127
65+.	56,345	30,958	24,915	472

(1) Comprising mostly residents of institutions and collective quarters.

Table E2a - Resident population 10 years of age and over, by literacy, age and sex

Country, Island, Sex and Age (in years)	Total	Literacy		
		Literate	Illiterate	Not stated(1)

ISLAND OF RODRIGUES

Both sexes				
Total.	32,443	25,393	6,917	133
10 - 14.	3,833	3,697	134	2
15 - 19.	3,571	3,415	150	6
20 - 24.	2,952	2,719	195	38
25 - 29.	3,191	2,810	366	15
30 - 34.	3,393	2,818	563	12
35 - 39.	2,760	2,133	615	12
40 - 44.	2,501	1,847	641	13
45 - 49.	2,322	1,604	713	5
50 - 54.	2,151	1,486	657	8
55 - 59.	1,563	1,035	522	6
60 - 64.	1,191	699	487	5
65+.	3,015	1,130	1,874	11
Male				
Total.	15,870	12,361	3,406	103
10 - 14.	1,932	1,839	91	2
15 - 19.	1,740	1,644	90	6
20 - 24.	1,438	1,297	114	27
25 - 29.	1,552	1,333	209	10
30 - 34.	1,658	1,327	321	10
35 - 39.	1,362	1,036	315	11
40 - 44.	1,221	880	322	9
45 - 49.	1,142	769	368	5
50 - 54.	1,100	758	336	6
55 - 59.	790	548	237	5
60 - 64.	615	362	250	3
65+.	1,320	568	743	9
Female				
Total.	16,573	13,032	3,511	30
10 - 14.	1,901	1,858	43	-
15 - 19.	1,831	1,771	60	-
20 - 24.	1,514	1,422	81	11
25 - 29.	1,639	1,477	157	5
30 - 34.	1,735	1,491	242	2
35 - 39.	1,398	1,097	300	1
40 - 44.	1,280	967	309	4
45 - 49.	1,180	835	345	-
50 - 54.	1,051	728	321	2
55 - 59.	773	487	285	1
60 - 64.	576	337	237	2
65+.	1,695	562	1,131	2

(1) Comprising mostly residents of institutions and collective quarters.

Table E3 - Resident population 2 years of age and over by school attendance, sex and age

Country, Island and Age (in years)	Both sexes					Male					Female				
	Total	Now	Past	Never & CNYS*	Not stated	Total	Now	Past	Never & CNYS*	Not stated	Total	Now	Past	Never & CNYS*	Not stated
REPUBLIC OF MAURITIUS															
All ages.	1,209,680	309,794	824,785	68,726	6,375	597,207	155,393	416,381	20,930	4,503	612,473	154,401	408,404	47,796	1,872
2.	14,832	1,142	-	13,690	-	7,449	577	-	6,872	-	7,383	565	-	6,818	-
3.	15,638	11,754	-	3,871	13	7,819	5,878	-	1,935	6	7,819	5,876	-	1,936	7
4.	16,090	16,025	-	47	18	8,166	8,135	-	24	7	7,924	7,890	-	23	11
2 - 4.	46,560	28,921	-	17,608	31	23,434	14,590	-	8,831	13	23,126	14,331	-	8,777	18
5.	16,786	16,758	1	16	11	8,619	8,601	1	12	5	8,167	8,157	-	4	6
6.	17,635	17,606	1	15	13	8,853	8,836	1	9	7	8,782	8,770	-	6	6
7.	17,935	17,910	2	18	5	9,090	9,071	2	14	3	8,845	8,839	-	4	2
8.	18,464	18,424	6	26	8	9,248	9,233	2	9	4	9,216	9,191	4	17	4
9.	18,195	18,159	5	26	5	9,137	9,120	3	12	2	9,058	9,039	2	14	3
5 - 9.	89,015	88,857	15	101	42	44,947	44,861	9	56	21	44,068	43,996	6	45	21
10.	19,201	19,158	7	24	12	9,699	9,680	2	12	5	9,502	9,478	5	12	7
11.	18,963	18,816	105	36	6	9,640	9,552	57	26	5	9,323	9,264	48	10	1
12.	18,371	18,165	164	31	11	9,298	9,187	91	13	7	9,073	8,978	73	18	4
13.	18,365	18,062	268	24	11	9,319	9,152	148	15	4	9,046	8,910	120	9	7
14.	18,739	18,165	516	36	22	9,346	9,036	283	16	11	9,393	9,129	233	20	11
10 - 14.	93,639	92,366	1,060	151	62	47,302	46,607	581	82	32	46,337	45,759	479	69	30
15.	19,246	17,978	1,218	28	22	9,636	8,969	646	16	5	9,610	9,009	572	12	17
16.	19,995	17,408	2,498	47	42	10,042	8,638	1,364	22	18	9,953	8,770	1,134	25	24
17.	20,218	15,830	4,293	41	54	10,156	7,740	2,353	21	42	10,062	8,090	1,940	20	12
18.	20,921	12,308	8,521	36	56	10,384	5,991	4,333	23	37	10,537	6,317	4,188	13	19
19.	20,628	8,385	12,134	45	64	10,497	4,186	6,248	21	42	10,131	4,199	5,886	24	22
15 - 19.	101,008	71,909	28,664	197	238	50,715	35,524	14,944	103	144	50,293	36,385	13,720	94	94
20.	19,812	6,073	13,619	53	67	10,108	2,943	7,083	35	47	9,704	3,130	6,536	18	20
21.	19,221	4,768	14,309	48	96	9,678	2,253	7,325	27	73	9,543	2,515	6,984	21	23
22.	18,846	3,452	15,133	112	149	9,550	1,710	7,695	25	120	9,296	1,742	7,438	87	29
23.	18,004	2,351	15,431	55	167	9,061	1,231	7,666	37	127	8,943	1,120	7,765	18	40
24.	16,788	1,622	14,965	73	128	8,474	824	7,495	49	106	8,314	798	7,470	24	22
20 - 24.	92,671	18,266	73,457	341	607	46,871	8,961	37,264	173	473	45,800	9,305	36,193	168	134
25.	16,580	1,184	15,176	77	143	8,361	606	7,612	41	102	8,219	578	7,564	36	41
26.	17,515	884	16,396	89	146	8,763	462	8,127	55	119	8,752	422	8,269	34	27
27.	18,051	771	17,035	85	160	9,047	377	8,494	42	134	9,004	394	8,541	43	26
28.	18,562	669	17,639	99	155	9,303	325	8,788	60	130	9,259	344	8,851	39	25
29.	20,229	561	19,333	130	205	10,115	252	9,630	60	173	10,114	309	9,703	70	32
25 - 29.	90,937	4,069	85,579	480	809	45,589	2,022	42,651	258	658	45,348	2,047	42,928	222	151
30 - 34.	103,429	2,283	99,505	701	940	52,182	1,107	49,902	371	802	51,247	1,176	49,603	330	138
35 - 39.	87,797	1,213	85,194	765	625	44,241	617	42,765	372	487	43,556	596	42,429	393	138
40 - 44.	89,386	815	86,767	1,253	551	45,150	455	43,744	546	405	44,236	360	43,023	707	146
45 - 49.	99,341	563	95,842	2,396	540	49,800	313	48,153	930	404	49,541	250	47,689	1,466	136
50 - 54.	86,337	357	82,277	3,274	429	42,996	225	41,519	957	295	43,341	132	40,758	2,317	134
55 - 59.	73,054	158	67,131	5,421	344	35,713	101	34,199	1,190	223	37,341	57	32,932	4,231	121
60 - 64.	57,342	16	49,438	7,617	271	27,143	10	25,541	1,446	146	30,199	6	23,897	6,171	125
65+	99,164	1	69,856	28,421	886	41,124	-	35,109	5,615	400	58,040	1	34,747	22,806	486

* CYNS: Child Not Yet at School

Table E3 - Resident population 2 years of age and over by school attendance, sex and age

Country, Island and Age (in years)	Both sexes					Male					Female				
	Total	Now	Past	Never & CNYS*	Not stated	Total	Now	Past	Never & CNYS*	Not stated	Total	Now	Past	Never & CNYS*	Not stated
ISLAND OF MAURITIUS															
All ages.	1,170,653	297,855	801,039	65,519	6,240	578,017	149,464	404,674	19,481	4,398	592,636	148,391	396,365	46,038	1,842
2.	14,098	1,131	-	12,967	-	7,060	572	-	6,488	-	7,038	559	-	6,479	-
3.	14,818	11,297	-	3,508	13	7,400	5,645	-	1,749	6	7,418	5,652	-	1,759	7
4.	15,247	15,192	-	38	17	7,769	7,740	-	22	7	7,478	7,452	-	16	10
2 - 4.	44,163	27,620	-	16,513	30	22,229	13,957	-	8,259	13	21,934	13,663	-	8,254	17
5.	15,994	15,969	1	14	10	8,228	8,213	1	10	4	7,766	7,756	-	4	6
6.	16,763	16,734	1	15	13	8,393	8,376	1	9	7	8,370	8,358	-	6	6
7.	17,070	17,046	2	17	5	8,666	8,647	2	14	3	8,404	8,399	-	3	2
8.	17,636	17,598	6	25	7	8,828	8,815	2	8	3	8,808	8,783	4	17	4
9.	17,365	17,333	4	24	4	8,717	8,703	2	11	1	8,648	8,630	2	13	3
5 - 9.	84,828	84,680	14	95	39	42,832	42,754	8	52	18	41,996	41,926	6	43	21
10.	18,391	18,350	6	24	11	9,288	9,270	2	12	4	9,103	9,080	4	12	7
11.	18,118	17,980	97	35	6	9,207	9,122	54	26	5	8,911	8,858	43	9	1
12.	17,620	17,428	150	31	11	8,930	8,826	84	13	7	8,690	8,602	66	18	4
13.	17,653	17,364	256	22	11	8,964	8,806	141	13	4	8,689	8,558	115	9	7
14.	18,024	17,488	479	35	22	8,981	8,685	269	16	11	9,043	8,803	210	19	11
10 - 14.	89,806	88,610	988	147	61	45,370	44,709	550	80	31	44,436	43,901	438	67	30
15.	18,510	17,310	1,152	26	22	9,297	8,663	613	16	5	9,213	8,647	539	10	17
16.	19,223	16,790	2,346	45	42	9,665	8,340	1,285	22	18	9,558	8,450	1,061	23	24
17.	19,468	15,348	4,028	39	53	9,776	7,496	2,220	19	41	9,692	7,852	1,808	20	12
18.	20,278	11,999	8,197	31	51	10,073	5,842	4,178	21	32	10,205	6,157	4,019	10	19
19.	19,958	8,172	11,680	42	64	10,164	4,079	6,023	20	42	9,794	4,093	5,657	22	22
15 - 19.	97,437	69,619	27,403	183	232	48,975	34,420	14,319	98	138	48,462	35,199	13,084	85	94
20.	19,189	5,974	13,100	49	66	9,806	2,889	6,838	33	46	9,383	3,085	6,262	16	20
21.	18,639	4,712	13,790	44	93	9,383	2,228	7,060	25	70	9,256	2,484	6,730	19	23
22.	18,219	3,398	14,595	107	119	9,247	1,690	7,433	24	100	8,972	1,708	7,162	83	19
23.	17,443	2,321	14,909	48	165	8,798	1,214	7,423	35	126	8,645	1,107	7,486	13	39
24.	16,229	1,599	14,444	60	126	8,199	818	7,236	41	104	8,030	781	7,208	19	22
20 - 24.	89,719	18,004	70,838	308	569	45,433	8,839	35,990	158	446	44,286	9,165	34,848	150	123
25.	16,064	1,158	14,697	67	142	8,100	596	7,367	36	101	7,964	562	7,330	31	41
26.	16,920	874	15,822	84	140	8,464	457	7,841	51	115	8,456	417	7,981	33	25
27.	17,354	752	16,365	78	159	8,711	370	8,168	40	133	8,643	382	8,197	38	26
28.	17,896	661	16,995	87	153	8,979	323	8,475	52	129	8,917	338	8,520	35	24
29.	19,512	554	18,636	121	201	9,783	251	9,306	56	170	9,729	303	9,330	65	31
25 - 29.	87,746	3,999	82,515	437	795	44,037	1,997	41,157	235	648	43,709	2,002	41,358	202	147
30 - 34.	100,036	2,248	96,230	629	929	50,524	1,091	48,305	336	792	49,512	1,157	47,925	293	137
35 - 39.	85,037	1,194	82,533	696	614	42,879	607	41,455	340	477	42,158	587	41,078	356	137
40 - 44.	86,885	803	84,409	1,134	539	43,929	447	42,598	487	397	42,956	356	41,811	647	142
45 - 49.	97,019	553	93,719	2,212	535	48,658	310	47,099	850	399	48,361	243	46,620	1,362	136
50 - 54.	84,186	353	80,279	3,135	419	41,896	223	40,488	897	288	42,290	130	39,791	2,238	131
55 - 59.	71,491	157	65,807	5,189	338	34,923	100	33,509	1,096	218	36,568	57	32,298	4,093	120
60 - 64.	56,151	14	48,529	7,342	266	26,528	10	25,046	1,329	143	29,623	4	23,483	6,013	123
65+	96,149	1	67,775	27,499	874	39,804	-	34,150	5,264	390	56,345	1	33,625	22,235	484

* CYNS: Child Not Yet at School

Table E3 - Resident population 2 years of age and over by school attendance, sex and age

Country, Island and Age (in years)	Both sexes					Male					Female				
	Total	Now	Past	Never & CNYS*	Not stated	Total	Now	Past	Never & CNYS*	Not stated	Total	Now	Past	Never & CNYS*	Not stated
ISLAND OF RODRIGUES															
All ages.	39,027	11,939	23,746	3,207	135	19,190	5,929	11,707	1,449	105	19,837	6,010	12,039	1,758	30
2.	734	11	-	723	-	389	5	-	384	-	345	6	-	339	-
3.	820	457	-	363	-	419	233	-	186	-	401	224	-	177	-
4.	843	833	-	9	1	397	395	-	2	-	446	438	-	7	1
2 - 4.	2,397	1,301	-	1,095	1	1,205	633	-	572	-	1,192	668	-	523	1
5.	792	789	-	2	1	391	388	-	2	1	401	401	-	-	-
6.	872	872	-	-	-	460	460	-	-	-	412	412	-	-	-
7.	865	864	-	1	-	424	424	-	-	-	441	440	-	1	-
8.	828	826	-	1	1	420	418	-	1	1	408	408	-	-	-
9.	830	826	1	2	1	420	417	1	1	1	410	409	-	1	-
5 - 9.	4,187	4,177	1	6	3	2,115	2,107	1	4	3	2,072	2,070	-	2	-
10.	810	808	1	-	1	411	410	-	-	1	399	398	1	-	-
11.	845	836	8	1	-	433	430	3	-	-	412	406	5	1	-
12.	751	737	14	-	-	368	361	7	-	-	383	376	7	-	-
13.	712	698	12	2	-	355	346	7	2	-	357	352	5	-	-
14.	715	677	37	1	-	365	351	14	-	-	350	326	23	1	-
10 - 14.	3,833	3,756	72	4	1	1,932	1,898	31	2	1	1,901	1,858	41	2	-
15.	736	668	66	2	-	339	306	33	-	-	397	362	33	2	-
16.	772	618	152	2	-	377	298	79	-	-	395	320	73	2	-
17.	750	482	265	2	1	380	244	133	2	1	370	238	132	-	-
18.	643	309	324	5	5	311	149	155	2	5	332	160	169	3	-
19.	670	213	454	3	-	333	107	225	1	-	337	106	229	2	-
15 - 19.	3,571	2,290	1,261	14	6	1,740	1,104	625	5	6	1,831	1,186	636	9	-
20.	623	99	519	4	1	302	54	245	2	1	321	45	274	2	-
21.	582	56	519	4	3	295	25	265	2	3	287	31	254	2	-
22.	627	54	538	5	30	303	20	262	1	20	324	34	276	4	10
23.	561	30	522	7	2	263	17	243	2	1	298	13	279	5	1
24.	559	23	521	13	2	275	6	259	8	2	284	17	262	5	-
20 - 24.	2,952	262	2,619	33	38	1,438	122	1,274	15	27	1,514	140	1,345	18	11
25.	516	26	479	10	1	261	10	245	5	1	255	16	234	5	-
26.	595	10	574	5	6	299	5	286	4	4	296	5	288	1	2
27.	697	19	670	7	1	336	7	326	2	1	361	12	344	5	-
28.	666	8	644	12	2	324	2	313	8	1	342	6	331	4	1
29.	717	7	697	9	4	332	1	324	4	3	385	6	373	5	1
25 - 29.	3,191	70	3,064	43	14	1,552	25	1,494	23	10	1,639	45	1,570	20	4
30 - 34.	3,393	35	3,275	72	11	1,658	16	1,597	35	10	1,735	19	1,678	37	1
35 - 39.	2,760	19	2,661	69	11	1,362	10	1,310	32	10	1,398	9	1,351	37	1
40 - 44.	2,501	12	2,358	119	12	1,221	8	1,146	59	8	1,280	4	1,212	60	4
45 - 49.	2,322	10	2,123	184	5	1,142	3	1,054	80	5	1,180	7	1,069	104	-
50 - 54.	2,151	4	1,998	139	10	1,100	2	1,031	60	7	1,051	2	967	79	3
55 - 59.	1,563	1	1,324	232	6	790	1	690	94	5	773	-	634	138	1
60 - 64.	1,191	2	909	275	5	615	-	495	117	3	576	2	414	158	2
65+.	3,015	-	2,081	922	12	1,320	-	959	351	10	1,695	-	1,122	571	2

* CYNS: Child Not Yet at School

Table E4 - Resident population 2 years of age and over not attending school by geographical location, age and sex

Country, Geographical district Municipal Ward or Village Council Area and Sex	Total	Age (in years)															
		2-4	5	6	7	8	9	(5-9)	10	11	12	13	14	(10-14)	15-19	20-24	25+
REPUBLIC OF MAURITIUS																	
Both sexes	893,511	17,608	17	16	20	32	31	116	31	141	195	292	552	1,211	28,861	73,798	771,917
Male	437,311	8,831	13	10	16	11	15	65	14	83	104	163	299	663	15,047	37,437	375,268
Female	456,200	8,777	4	6	4	21	16	51	17	58	91	129	253	548	13,814	36,361	396,649
REPUBLIC OF MAURITIUS - Urban																	
Both sexes	366,214	6,257	8	6	9	21	12	56	9	53	63	93	185	403	10,354	28,653	320,491
Male	176,830	3,114	7	4	8	6	4	29	5	32	34	40	96	207	5,387	14,430	153,663
Female	189,384	3,143	1	2	1	15	8	27	4	21	29	53	89	196	4,967	14,223	166,828
REPUBLIC OF MAURITIUS - Rural																	
Both sexes	527,297	11,351	9	10	11	11	19	60	22	88	132	199	367	808	18,507	45,145	451,426
Male	260,481	5,717	6	6	8	5	11	36	9	51	70	123	203	456	9,660	23,007	221,605
Female	266,816	5,634	3	4	3	6	8	24	13	37	62	76	164	352	8,847	22,138	229,821
ISLAND OF MAURITIUS																	
Both sexes	866,558	16,513	15	16	19	31	28	109	30	132	181	278	514	1,135	27,586	71,146	750,069
Male	424,155	8,259	11	10	16	10	13	60	14	80	97	154	285	630	14,417	36,148	364,641
Female	442,403	8,254	4	6	3	21	15	49	16	52	84	124	229	505	13,169	34,998	385,428
ISLAND OF MAURITIUS - Urban																	
Both sexes	366,214	6,257	8	6	9	21	12	56	9	53	63	93	185	403	10,354	28,653	320,491
Male	176,830	3,114	7	4	8	6	4	29	5	32	34	40	96	207	5,387	14,430	153,663
Female	189,384	3,143	1	2	1	15	8	27	4	21	29	53	89	196	4,967	14,223	166,828
ISLAND OF MAURITIUS - Rural																	
Both sexes	500,344	10,256	7	10	10	10	16	53	21	79	118	185	329	732	17,232	42,493	429,578
Male	247,325	5,145	4	6	8	4	9	31	9	48	63	114	189	423	9,030	21,718	210,978
Female	253,019	5,111	3	4	2	6	7	22	12	31	55	71	140	309	8,202	20,775	218,600
PORT LOUIS DISTRICT-wholly urban																	
Both sexes	85,942	1,727	-	1	1	5	2	9	2	16	22	31	82	153	3,188	7,747	73,118
Male	42,059	882	-	1	1	-	-	2	2	9	14	15	42	82	1,608	4,099	35,386
Female	43,883	845	-	-	-	5	2	7	-	7	8	16	40	71	1,580	3,648	37,732
Town of Port Louis-Ward 1 East																	
Both sexes	8,969	184	-	-	-	-	-	-	-	2	2	1	6	11	344	879	7,551
Male	4,414	100	-	-	-	-	-	-	-	-	1	-	2	3	168	470	3,673
Female	4,555	84	-	-	-	-	-	-	-	2	1	1	4	8	176	409	3,878
Town of Port Louis-Ward 2																	
Both sexes	9,528	160	-	-	1	1	-	2	-	1	2	1	5	9	292	704	8,361
Male	4,669	85	-	-	1	-	-	1	-	1	2	-	2	5	147	370	4,061
Female	4,859	75	-	-	-	1	-	1	-	-	-	1	3	4	145	334	4,300
Town of Port Louis-Ward 3																	
Both sexes	15,752	291	-	-	-	1	1	2	2	3	2	3	14	24	599	1,373	13,463
Male	7,535	137	-	-	-	-	-	-	2	2	1	1	8	14	295	722	6,367
Female	8,217	154	-	-	-	1	1	2	-	1	1	2	6	10	304	651	7,096
Town of Port Louis-Ward 4																	
Both sexes	13,670	234	-	1	-	2	-	3	-	2	3	4	7	16	401	1,063	11,953
Male	6,579	119	-	1	-	-	-	1	-	1	2	2	2	7	184	572	5,696
Female	7,091	115	-	-	-	2	-	2	-	1	1	2	5	9	217	491	6,257
Town of Port Louis-Ward 5																	
Both sexes	16,138	342	-	-	-	-	-	-	-	3	6	11	19	39	650	1,537	13,570
Male	8,120	171	-	-	-	-	-	-	-	2	3	7	10	22	342	846	6,739
Female	8,018	171	-	-	-	-	-	-	-	1	3	4	9	17	308	691	6,831
Town of Port Louis-Ward 6																	
Both sexes	21,885	516	-	-	-	1	1	2	-	5	7	11	31	54	902	2,191	18,220
Male	10,742	270	-	-	-	-	-	-	-	3	5	5	18	31	472	1,119	8,850
Female	11,143	246	-	-	-	1	1	2	-	2	2	6	13	23	430	1,072	9,370

Table E4 - Resident population 2 years of age and over not attending school by geographical location, age and sex

Country, Geographical district Municipal Ward or Village Council Area and Sex	Total	Age (in years)															
		2-4	5	6	7	8	9	(5-9)	10	11	12	13	14	(10-14)	15-19	20-24	25+
PAMPLEMOUSSES DISTRICT-wholly rural																	
Both sexes	97,409	2,049	3	1	2	1	3	10	1	11	23	32	62	129	3,175	8,348	83,698
Male	48,367	1,017	1	-	2	1	2	6	1	9	11	19	33	73	1,681	4,255	41,335
Female	49,042	1,032	2	1	-	-	1	4	-	2	12	13	29	56	1,494	4,093	42,363
Arsenal VCA																	
Both sexes	2,101	50	-	-	-	-	-	-	-	-	-	-	2	2	68	186	1,795
Male	1,058	20	-	-	-	-	-	-	-	-	-	-	1	1	36	97	904
Female	1,043	30	-	-	-	-	-	-	-	-	-	-	1	1	32	89	891
Baie du Tombeau VCA																	
Both sexes	10,762	252	-	1	-	-	-	1	-	1	9	8	11	29	447	1,103	8,930
Male	5,283	119	-	-	-	-	-	-	-	-	5	4	7	16	221	565	4,362
Female	5,479	133	-	1	-	-	-	1	-	1	4	4	4	13	226	538	4,568
Calebasses VCA																	
Both sexes	3,358	72	-	-	-	-	-	-	-	-	-	1	2	3	79	248	2,956
Male	1,622	35	-	-	-	-	-	-	-	-	-	-	1	1	37	129	1,420
Female	1,736	37	-	-	-	-	-	-	-	-	-	1	1	2	42	119	1,536
Congomah VCA																	
Both sexes	1,346	32	-	-	-	-	-	-	-	1	-	-	1	2	39	105	1,168
Male	658	21	-	-	-	-	-	-	-	1	-	-	-	1	15	56	565
Female	688	11	-	-	-	-	-	-	-	-	-	-	1	1	24	49	603
Crève Coeur VCA																	
Both sexes	1,966	31	-	-	-	-	-	-	-	-	-	-	-	54	127	1,754	
Male	983	15	-	-	-	-	-	-	-	-	-	-	-	24	55	889	
Female	983	16	-	-	-	-	-	-	-	-	-	-	-	30	72	865	
D'Épinay VCA																	
Both sexes	3,719	71	-	-	-	-	-	-	-	-	-	-	1	1	99	265	3,283
Male	1,804	36	-	-	-	-	-	-	-	-	-	-	1	1	65	127	1,575
Female	1,915	35	-	-	-	-	-	-	-	-	-	-	-	34	138	1,708	
Fond du Sac VCA																	
Both sexes	3,761	66	-	-	-	-	1	1	-	1	-	-	-	1	79	328	3,286
Male	1,887	32	-	-	-	-	1	1	-	1	-	-	-	1	40	181	1,632
Female	1,874	34	-	-	-	-	-	-	-	-	-	-	-	39	147	1,654	
Grand Baie VCA-West (East in R/R)																	
Both sexes	1,904	39	-	-	-	-	-	-	-	1	-	-	1	2	59	136	1,668
Male	916	18	-	-	-	-	-	-	-	1	-	-	1	2	38	65	793
Female	988	21	-	-	-	-	-	-	-	-	-	-	-	21	71	875	
Le Hochet VCA																	
Both sexes	10,810	233	-	-	1	-	-	1	-	2	2	4	8	16	336	1,008	9,216
Male	5,515	120	-	-	1	-	-	1	-	1	1	3	5	10	159	545	4,680
Female	5,295	113	-	-	-	-	-	-	-	1	1	1	3	6	177	463	4,536
Long Mountain VCA																	
Both sexes	5,024	89	1	-	-	-	-	1	-	1	1	-	2	4	122	367	4,441
Male	2,497	46	-	-	-	-	-	-	-	1	1	-	-	2	68	185	2,196
Female	2,527	43	1	-	-	-	-	1	-	-	-	-	2	2	54	182	2,245
Mapou VCA South (North in R/R)																	
Both sexes	182	3	-	-	-	-	-	-	-	-	-	-	-	4	13	162	
Male	84	-	-	-	-	-	-	-	-	-	-	-	-	-	7	77	
Female	98	3	-	-	-	-	-	-	-	-	-	-	-	4	6	85	
Morcellement St André VCA																	
Both sexes	4,135	72	-	-	-	-	-	-	-	-	-	2	1	3	104	303	3,653
Male	2,037	38	-	-	-	-	-	-	-	-	-	1	1	2	52	157	1,788
Female	2,098	34	-	-	-	-	-	-	-	-	-	1	-	1	52	146	1,865
Notre Dame VCA																	
Both sexes	3,017	65	-	-	-	-	-	-	-	-	-	1	3	4	91	295	2,562
Male	1,406	29	-	-	-	-	-	-	-	-	-	-	2	2	50	139	1,186
Female	1,611	36	-	-	-	-	-	-	-	-	-	1	1	2	41	156	1,376

Table E4 - Resident population 2 years of age and over not attending school by geographical location, age and sex

Country, Geographical district Municipal Ward or Village Council Area and Sex	Total	Age (in years)															
		2-4	5	6	7	8	9	(5-9)	10	11	12	13	14	(10-14)	15-19	20-24	25+
Pamplemousses VCA																	
Both sexes	6,375	143	-	-	-	-	-	-	-	-	-	1	5	6	217	561	5,448
Male	3,209	75	-	-	-	-	-	-	-	-	-	1	2	3	120	266	2,745
Female	3,166	68	-	-	-	-	-	-	-	-	-	-	3	3	97	295	2,703
Piton VCA-West(East in R/R)																	
Both sexes	1,155	22	-	-	-	-	-	-	-	-	-	-	-	-	34	92	1,007
Male	597	14	-	-	-	-	-	-	-	-	-	-	-	-	18	56	509
Female	558	8	-	-	-	-	-	-	-	-	-	-	-	-	16	36	498
Plaine des Papayes VCA																	
Both sexes	5,476	113	-	-	-	-	-	-	-	-	1	1	3	5	162	426	4,770
Male	2,711	57	-	-	-	-	-	-	-	-	-	-	2	2	97	222	2,333
Female	2,765	56	-	-	-	-	-	-	-	-	1	1	1	3	65	204	2,437
Pointe aux Piments VCA																	
Both sexes	6,521	154	1	-	-	-	-	1	1	-	3	2	6	12	291	575	5,488
Male	3,315	87	1	-	-	-	-	1	1	-	1	1	4	7	157	289	2,774
Female	3,206	67	-	-	-	-	-	-	-	-	2	1	2	5	134	286	2,714
Terre Rouge VCA																	
Both sexes	7,569	216	1	-	-	-	1	2	-	4	5	8	7	24	361	766	6,200
Male	3,799	104	-	-	-	-	-	-	-	4	2	5	2	13	196	400	3,086
Female	3,770	112	1	-	-	-	1	2	-	-	3	3	5	11	165	366	3,114
Triolet VCA																	
Both sexes	16,625	298	-	-	1	1	1	3	-	-	2	3	9	14	481	1,322	14,507
Male	8,201	143	-	-	1	1	1	3	-	-	1	3	4	8	257	654	7,136
Female	8,424	155	-	-	-	-	-	-	-	-	1	-	5	6	224	668	7,371
Villebague VCA-West(East in R/R)																	
Both sexes	1,603	28	-	-	-	-	-	-	-	-	-	1	-	1	48	122	1,404
Male	785	8	-	-	-	-	-	-	-	-	-	1	-	1	31	60	685
Female	818	20	-	-	-	-	-	-	-	-	-	-	-	-	17	62	719
R. DU REMPART DISTRICT-wholly rural																	
Both sexes	77,137	1,526	-	1	4	2	4	11	3	15	19	32	63	132	2,629	6,334	66,505
Male	37,876	775	-	-	3	1	3	7	1	10	9	21	34	75	1,397	3,156	32,466
Female	39,261	751	-	1	1	1	1	4	2	5	10	11	29	57	1,232	3,178	34,039
Amaury VCA-North(South in Flacq)																	
Both sexes	1,901	31	-	-	-	-	-	-	-	1	1	-	1	3	67	131	1,669
Male	904	17	-	-	-	-	-	-	-	1	1	-	1	3	34	62	788
Female	997	14	-	-	-	-	-	-	-	-	-	-	-	-	33	69	881
Amitié VCA-East(West in Pamp)																	
Both sexes	1,673	26	-	-	-	1	-	1	-	-	1	-	1	2	45	95	1,504
Male	696	14	-	-	-	-	-	-	-	-	-	-	1	1	22	40	619
Female	977	12	-	-	-	1	-	1	-	-	1	-	-	1	23	55	885
Belle Vue Maurel VCA-South																	
Both sexes	3,322	60	-	-	-	1	-	1	-	1	-	1	3	5	83	217	2,956
Male	1,606	31	-	-	-	1	-	1	-	1	-	-	-	1	42	116	1,415
Female	1,716	29	-	-	-	-	-	-	-	-	-	1	3	4	41	101	1,541
Cap Malheureux VCA																	
Both sexes	3,717	86	-	-	-	-	-	-	-	-	-	2	1	3	168	332	3,128
Male	1,826	46	-	-	-	-	-	-	-	-	-	1	-	1	81	175	1,523
Female	1,891	40	-	-	-	-	-	-	-	-	-	1	1	2	87	157	1,605
Cottage VCA																	
Both sexes	2,916	50	-	-	-	-	-	-	-	-	1	1	2	4	107	232	2,523
Male	1,395	23	-	-	-	-	-	-	-	-	1	1	1	3	55	105	1,209
Female	1,521	27	-	-	-	-	-	-	-	-	-	-	1	1	52	127	1,314
Espérance Trébuchet VCA																	
Both sexes	1,563	26	-	1	-	-	-	1	-	-	-	-	-	-	42	123	1,371
Male	754	15	-	-	-	-	-	-	-	-	-	-	-	-	25	61	653
Female	809	11	-	1	-	-	-	1	-	-	-	-	-	-	17	62	718

Table E4 - Resident population 2 years of age and over not attending school by geographical location, age and sex

Country, Geographical district Municipal Ward or Village Council Area and Sex	Total	Age (in years)															
		2-4	5	6	7	8	9	(5-9)	10	11	12	13	14	(10-14)	15-19	20-24	25+
Goodlands VCA																	
Both sexes	15,195	299	-	-	1	-	-	1	1	2	2	7	12	24	523	1,418	12,930
Male.	7,498	148	-	-	-	-	-	-	-	2	2	5	6	15	277	696	6,362
Female.	7,697	151	-	-	1	-	-	1	1	-	-	2	6	9	246	722	6,568
Grand Baie VCA-East(West in Pamp)																	
Both sexes	6,793	168	-	-	-	-	1	1	1	4	2	1	9	237	564	5,814	
Male.	3,363	82	-	-	-	-	-	-	1	1	1	-	3	132	256	2,890	
Female.	3,430	86	-	-	-	-	1	1	1	-	3	1	6	105	308	2,924	
Grand Gaube VCA																	
Both sexes	5,480	124	-	-	1	-	-	1	-	3	2	1	7	13	240	468	4,634
Male.	2,764	54	-	-	1	-	-	1	-	2	1	-	3	6	120	237	2,346
Female.	2,716	70	-	-	-	-	-	-	-	1	1	1	4	7	120	231	2,288
Mapou VCA-North (South in Pamp)																	
Both sexes	923	16	-	-	-	-	-	-	-	-	-	1	-	1	41	79	786
Male.	446	7	-	-	-	-	-	-	-	-	-	1	-	1	27	41	370
Female.	477	9	-	-	-	-	-	-	-	-	-	-	-	-	14	38	416
Petit Raffray VCA																	
Both sexes	6,599	130	-	-	1	-	1	2	1	2	1	3	3	10	194	524	5,739
Male.	3,286	68	-	-	1	-	1	2	1	-	-	2	3	6	107	281	2,822
Female.	3,313	62	-	-	-	-	-	-	-	2	1	1	-	4	87	243	2,917
Piton VCA-East(West in Pamp)																	
Both sexes	2,477	37	-	-	-	-	-	-	-	-	-	1	-	1	54	165	2,220
Male.	1,190	18	-	-	-	-	-	-	-	-	-	1	-	1	35	74	1,062
Female.	1,287	19	-	-	-	-	-	-	-	-	-	-	-	-	19	91	1,158
Plaines des Roches VCA-North																	
Both sexes	2,662	56	-	-	-	-	-	-	-	1	-	1	2	4	78	228	2,296
Male.	1,350	33	-	-	-	-	-	-	-	-	-	1	2	3	37	120	1,157
Female.	1,312	23	-	-	-	-	-	-	-	1	-	-	-	1	41	108	1,139
Poudre d'Or Hamlet VCA																	
Both sexes	1,733	27	-	-	-	-	-	-	-	-	-	-	-	-	55	135	1,516
Male.	860	12	-	-	-	-	-	-	-	-	-	-	-	-	29	71	748
Female.	873	15	-	-	-	-	-	-	-	-	-	-	-	-	26	64	768
Poudre d'Or VCA																	
Both sexes	2,966	64	-	-	-	-	-	-	-	-	3	3	6	12	124	222	2,544
Male.	1,473	31	-	-	-	-	-	-	-	-	1	2	5	8	69	116	1,249
Female.	1,493	33	-	-	-	-	-	-	-	-	2	1	1	4	55	106	1,295
Rivière du Rempart VCA																	
Both sexes	7,899	157	-	-	1	-	-	1	-	2	1	4	7	14	257	611	6,859
Male.	3,895	84	-	-	1	-	-	1	-	1	1	3	4	9	141	298	3,362
Female.	4,004	73	-	-	-	-	-	-	-	1	-	1	3	5	116	313	3,497
Roche Terre VCA																	
Both sexes	2,305	48	-	-	-	-	1	1	-	-	-	2	4	6	71	199	1,980
Male.	1,111	25	-	-	-	-	1	1	-	-	-	2	4	6	36	94	949
Female.	1,194	23	-	-	-	-	-	-	-	-	-	-	-	-	35	105	1,031
Roches Noires VCA-North																	
Both sexes	4,252	65	-	-	-	-	1	1	-	2	3	2	11	18	152	363	3,653
Male.	2,075	34	-	-	-	-	1	1	-	2	1	-	4	7	80	188	1,765
Female.	2,177	31	-	-	-	-	-	-	-	-	2	2	7	11	72	175	1,888
The Vale VCA																	
Both sexes	2,708	56	-	-	-	-	-	-	-	-	-	1	2	3	87	223	2,339
Male.	1,360	33	-	-	-	-	-	-	-	-	-	1	-	1	48	123	1,155
Female.	1,348	23	-	-	-	-	-	-	-	-	-	-	2	2	39	100	1,184
Villebague VCA-East																	
Both sexes	53	-	-	-	-	-	-	-	-	-	-	-	-	-	4	5	44
Male.	24	-	-	-	-	-	-	-	-	-	-	-	-	-	-	2	22
Female.	29	-	-	-	-	-	-	-	-	-	-	-	-	-	4	3	22

Table E4 - Resident population 2 years of age and over not attending school by geographical location, age and sex

Country, Geographical district Municipal Ward or Village Council Area and Sex	Total	Age (in years)															
		2-4	5	6	7	8	9	(5-9)	10	11	12	13	14	(10-14)	15-19	20-24	25+
FLACQ DISTRICT-wholly rural																	
Both sexes	95,746	1,976	3	2	-	4	2	11	5	14	25	37	59	140	3,377	7,764	82,478
Male	47,332	991	2	2	-	1	1	6	3	4	13	25	37	82	1,758	3,913	40,582
Female	48,414	985	1	-	-	3	1	5	2	10	12	12	22	58	1,619	3,851	41,896
Amaury VCA-South(North in RR)																	
Both sexes	236	5	-	-	-	-	-	-	-	-	-	1	2	3	13	25	190
Male	112	2	-	-	-	-	-	-	-	-	-	-	-	-	7	10	93
Female	124	3	-	-	-	-	-	-	-	-	-	1	2	3	6	15	97
Bel Air Riv. Sèche VCA																	
Both sexes	12,553	296	-	-	-	1	-	1	1	2	6	7	17	33	482	1,000	10,741
Male	6,187	146	-	-	-	-	-	-	-	1	5	6	11	23	261	488	5,269
Female	6,366	150	-	-	-	1	-	1	1	1	1	1	6	10	221	512	5,472
Bon Accueil VCA																	
Both sexes	4,347	72	-	-	-	-	-	-	1	-	-	1	-	2	112	338	3,823
Male	2,105	40	-	-	-	-	-	-	-	-	-	1	-	1	52	165	1,847
Female	2,242	32	-	-	-	-	-	-	1	-	-	-	-	1	60	173	1,976
Brisée Verdière VCA-South(N.in RR)																	
Both sexes	5,174	121	-	-	-	-	-	-	-	-	2	-	2	4	159	383	4,507
Male	2,541	63	-	-	-	-	-	-	-	-	1	-	1	2	78	170	2,228
Female	2,633	58	-	-	-	-	-	-	-	-	1	-	1	2	81	213	2,279
Camp de Masque Pavé VCA																	
Both sexes	2,953	40	-	-	-	-	1	1	-	-	-	1	-	1	75	230	2,606
Male	1,416	18	-	-	-	-	1	1	-	-	-	-	-	-	41	110	1,246
Female	1,537	22	-	-	-	-	-	-	-	-	-	1	-	1	34	120	1,360
Camp de Masque VCA																	
Both sexes	1,949	43	1	-	-	-	-	1	-	-	1	-	1	2	71	155	1,677
Male	920	17	1	-	-	-	-	1	-	-	-	-	-	-	32	67	803
Female	1,029	26	-	-	-	-	-	-	-	-	1	-	1	2	39	88	874
Camp Ithier VCA																	
Both sexes	3,000	65	-	1	-	-	-	1	-	-	1	-	1	2	137	252	2,543
Male	1,490	33	-	1	-	-	-	1	-	-	-	-	-	-	82	124	1,250
Female	1,510	32	-	-	-	-	-	-	-	-	1	-	1	2	55	128	1,293
Centre de Flacq VCA																	
Both sexes	11,140	209	-	-	-	1	-	1	1	1	3	9	6	20	358	824	9,728
Male	5,445	97	-	-	-	-	-	-	1	-	1	7	5	14	177	413	4,744
Female	5,695	112	-	-	-	1	-	1	-	1	2	2	1	6	181	411	4,984
Clémencia VCA																	
Both sexes	1,299	31	-	-	-	-	-	-	-	-	-	-	-	-	49	121	1,098
Male	637	18	-	-	-	-	-	-	-	-	-	-	-	-	28	52	539
Female	662	13	-	-	-	-	-	-	-	-	-	-	-	-	21	69	559
Écroignard VCA																	
Both sexes	4,428	92	-	-	-	1	-	1	-	2	-	1	1	4	139	375	3,817
Male	2,187	47	-	-	-	-	-	-	-	2	-	1	1	4	66	184	1,886
Female	2,241	45	-	-	-	1	-	1	-	-	-	-	-	-	73	191	1,931
Grand River South-East VCA																	
Both sexes	1,482	26	-	-	-	-	-	-	-	-	-	-	-	-	61	123	1,272
Male	759	16	-	-	-	-	-	-	-	-	-	-	-	-	30	69	644
Female	723	10	-	-	-	-	-	-	-	-	-	-	-	-	31	54	628
Lalmatie VCA-East(West in Moka)																	
Both sexes	7,256	131	-	-	-	-	-	-	-	3	3	-	3	9	226	553	6,337
Male	3,535	65	-	-	-	-	-	-	-	1	2	-	1	4	114	283	3,069
Female	3,721	66	-	-	-	-	-	-	-	2	1	-	2	5	112	270	3,268
Laventure VCA																	
Both sexes	4,239	89	-	-	-	-	-	-	-	-	1	1	2	4	126	314	3,706
Male	2,122	48	-	-	-	-	-	-	-	-	-	-	2	2	71	171	1,830
Female	2,117	41	-	-	-	-	-	-	-	-	1	1	-	2	55	143	1,876

Table E4 - Resident population 2 years of age and over not attending school by geographical location, age and sex

Country, Geographical district Municipal Ward or Village Council Area and Sex	Total	Age (in years)															
		2-4	5	6	7	8	9	(5-9)	10	11	12	13	14	(10-14)	15-19	20-24	25+
Mare La Chauz VCA																	
Both sexes	1,333	33	-	-	-	-	-	-	-	-	-	1	-	1	38	103	1,158
Male	634	16	-	-	-	-	-	-	-	-	-	1	-	1	18	51	548
Female	699	17	-	-	-	-	-	-	-	-	-	-	-	-	20	52	610
Médine Camp de Masque East VCA																	
Both sexes	3,957	73	-	-	-	1	-	1	-	1	1	-	2	4	137	298	3,444
Male	1,937	41	-	-	-	1	-	1	-	-	-	-	2	2	71	140	1,682
Female	2,020	32	-	-	-	-	-	-	-	1	1	-	-	2	66	158	1,762
Montagne Blanche VCA - East																	
Both sexes	738	18	-	-	-	-	-	-	-	-	-	1	-	1	23	54	642
Male	361	10	-	-	-	-	-	-	-	-	-	1	-	1	13	28	309
Female	377	8	-	-	-	-	-	-	-	-	-	-	-	-	10	26	333
Olivia VCA																	
Both sexes	2,629	63	1	-	-	-	-	1	-	-	-	-	2	2	107	246	2,210
Male	1,311	30	1	-	-	-	-	1	-	-	-	-	1	1	53	124	1,102
Female	1,318	33	-	-	-	-	-	-	-	-	-	-	1	1	54	122	1,108
Plaines des Roches VCA - South																	
Both sexes	186	1	-	-	-	-	-	-	-	-	-	-	-	-	4	16	165
Male	89	-	-	-	-	-	-	-	-	-	-	-	-	-	2	6	81
Female	97	1	-	-	-	-	-	-	-	-	-	-	-	-	2	10	84
Poste de Flacq VCA																	
Both sexes	6,053	120	-	-	-	-	-	-	-	2	-	10	9	21	279	533	5,100
Male	3,034	61	-	-	-	-	-	-	-	-	-	6	5	11	159	279	2,524
Female	3,019	59	-	-	-	-	-	-	-	2	-	4	4	10	120	254	2,576
Quatre Cocos VCA																	
Both sexes	4,092	110	-	-	-	-	-	-	1	-	2	1	2	6	178	371	3,427
Male	2,032	50	-	-	-	-	-	-	1	-	1	1	-	3	90	201	1,688
Female	2,060	60	-	-	-	-	-	-	-	-	1	-	2	3	88	170	1,739
Quatre Soeurs VCA																	
Both sexes	2,392	58	1	-	-	-	-	1	-	1	1	2	3	7	109	246	1,971
Male	1,196	29	-	-	-	-	-	-	-	-	1	1	3	5	52	120	990
Female	1,196	29	1	-	-	-	-	1	-	1	-	1	-	2	57	126	981
Queen Victoria VCA																	
Both sexes	2,144	46	-	-	-	-	-	-	-	-	-	-	1	1	86	160	1,851
Male	1,037	26	-	-	-	-	-	-	-	-	-	-	1	1	41	78	891
Female	1,107	20	-	-	-	-	-	-	-	-	-	-	-	-	45	82	960
Sébastopol VCA																	
Both sexes	3,817	65	-	-	-	-	1	1	-	-	-	-	2	2	136	304	3,309
Male	1,927	33	-	-	-	-	-	-	-	-	-	-	2	2	77	158	1,657
Female	1,890	32	-	-	-	-	-	1	1	-	-	-	-	-	59	146	1,652
St Julien (Haut de Flacq) VCA-East																	
Both sexes	1,986	24	-	1	-	-	-	1	-	-	2	-	-	2	50	147	1,762
Male	1,102	10	-	1	-	-	-	1	-	-	1	-	-	1	28	86	976
Female	884	14	-	-	-	-	-	-	-	-	1	-	-	1	22	61	786
St Julien D'Hotman VCA-East																	
Both sexes	2,321	45	-	-	-	-	-	-	1	2	-	-	1	4	54	156	2,062
Male	1,117	27	-	-	-	-	-	-	1	-	-	-	1	2	28	73	987
Female	1,204	18	-	-	-	-	-	-	-	2	-	-	-	2	26	83	1,075
Trou D'Eau Douce VCA																	
Both sexes	4,042	100	-	-	-	-	-	-	-	-	2	1	2	5	168	437	3,332
Male	2,099	48	-	-	-	-	-	-	-	-	1	-	1	2	87	263	1,699
Female	1,943	52	-	-	-	-	-	-	-	-	1	1	1	3	81	174	1,633
GRAND PORT DISTRICT-wholly rural																	
Both sexes	79,639	1,454	1	3	-	1	2	7	5	8	13	29	41	96	2,626	6,594	68,862
Male	39,487	730	1	3	-	1	1	6	1	4	10	17	24	56	1,370	3,417	33,908
Female	40,152	724	-	-	-	-	1	1	4	4	3	12	17	40	1,256	3,177	34,954

Table E4 - Resident population 2 years of age and over not attending school by geographical location, age and sex

Country, Geographical district Municipal Ward or Village Council Area and Sex	Total	Age (in years)																
		2-4	5	6	7	8	9	(5-9)	10	11	12	13	14	(10-14)	15-19	20-24	25+	
Bambous Virieux VCA																		
Both sexes	1,051	25	-	-	-	-	-	-	-	-	-	-	-	-	47	103	876	
Male	551	11	-	-	-	-	-	-	-	-	-	-	-	-	27	49	464	
Female	500	14	-	-	-	-	-	-	-	-	-	-	-	-	20	54	412	
Bananes VCA																		
Both sexes	482	12	-	-	-	-	-	-	-	1	-	-	-	1	10	42	417	
Male	224	2	-	-	-	-	-	-	-	1	-	-	-	1	6	18	197	
Female	258	10	-	-	-	-	-	-	-	-	-	-	-	-	4	24	220	
Beau Vallon VCA																		
Both sexes	4,976	103	-	1	-	-	-	-	1	-	1	2	5	2	10	206	4,202	
Male	2,504	52	-	1	-	-	-	-	1	-	1	2	2	2	7	120	2,072	
Female	2,472	51	-	-	-	-	-	-	-	-	-	3	-	3	86	202	2,130	
Bois des Amourettes VCA																		
Both sexes	1,340	42	-	-	-	-	-	-	-	-	1	2	3	6	84	145	1,063	
Male	671	24	-	-	-	-	-	-	-	-	1	1	-	2	46	69	530	
Female	669	18	-	-	-	-	-	-	-	-	-	1	3	4	38	76	533	
Cluny VCA																		
Both sexes	1,146	16	-	-	-	-	-	-	-	-	2	1	-	3	43	108	976	
Male	572	5	-	-	-	-	-	-	-	-	1	-	-	1	26	59	481	
Female	574	11	-	-	-	-	-	-	-	-	1	1	-	2	17	49	495	
Grand Bel Air VCA																		
Both sexes	1,076	25	-	-	-	-	-	-	-	-	-	-	1	1	39	125	886	
Male	544	10	-	-	-	-	-	-	-	-	-	-	-	-	21	61	452	
Female	532	15	-	-	-	-	-	-	-	-	-	-	1	1	18	64	434	
Grand Sable VCA																		
Both sexes	1,501	38	-	-	-	-	-	-	-	-	1	-	2	3	68	160	1,232	
Male	746	17	-	-	-	-	-	-	-	-	1	-	2	3	35	79	612	
Female	755	21	-	-	-	-	-	-	-	-	-	-	-	-	33	81	620	
L'Escalier VCA - East																		
Both sexes	5,729	91	-	-	-	-	-	-	-	-	-	2	6	8	201	450	4,979	
Male	2,809	48	-	-	-	-	-	-	-	-	-	2	4	6	101	240	2,414	
Female	2,920	43	-	-	-	-	-	-	-	-	-	-	2	2	100	210	2,565	
Mahébourg VCA																		
Both sexes	10,994	164	1	1	-	-	-	-	2	1	-	2	1	2	6	276	868	9,678
Male	5,382	81	1	1	-	-	-	-	2	-	-	2	-	1	3	160	419	4,717
Female	5,612	83	-	-	-	-	-	-	-	1	-	-	1	1	3	116	449	4,961
Mare Chicose VCA																		
Both sexes	236	4	-	-	-	-	-	-	-	-	-	-	-	-	4	17	211	
Male	119	3	-	-	-	-	-	-	-	-	-	-	-	-	1	8	107	
Female	117	1	-	-	-	-	-	-	-	-	-	-	-	-	3	9	104	
Mare d'Albert VCA																		
Both sexes	3,363	69	-	-	-	-	-	-	-	-	1	-	2	3	78	255	2,958	
Male	1,634	31	-	-	-	-	-	-	-	-	1	-	1	2	41	117	1,443	
Female	1,729	38	-	-	-	-	-	-	-	-	-	-	1	1	37	138	1,515	
Mare Tabac VCA																		
Both sexes	1,952	37	-	-	-	-	-	-	-	-	-	1	-	1	50	155	1,709	
Male	990	19	-	-	-	-	-	-	-	-	-	-	-	-	23	92	856	
Female	962	18	-	-	-	-	-	-	-	-	-	1	-	1	27	63	853	
New Grove VCA																		
Both sexes	7,521	135	-	-	-	-	-	-	-	-	2	-	3	3	8	187	581	6,610
Male	3,716	78	-	-	-	-	-	-	-	-	1	-	2	2	5	84	312	3,237
Female	3,805	57	-	-	-	-	-	-	-	-	1	-	1	1	3	103	269	3,373
Nouvelle France VCA																		
Both sexes	5,139	84	-	-	-	-	-	1	1	1	-	-	-	1	2	132	391	4,529
Male	2,534	36	-	-	-	-	-	1	1	1	-	-	-	-	1	69	205	2,222
Female	2,605	48	-	-	-	-	-	-	-	-	-	-	-	1	1	63	186	2,307

Table E4 - Resident population 2 years of age and over not attending school by geographical location, age and sex

Country, Geographical district Municipal Ward or Village Council Area and Sex	Total	Age (in years)																
		2-4	5	6	7	8	9	(5-9)	10	11	12	13	14	(10-14)	15-19	20-24	25+	
Old Grand Port VCA																		
Both sexes	2,114	42	-	-	-	-	-	-	1	1	-	1	-	3	81	184	1,804	
Male.	1,076	19	-	-	-	-	-	-	-	-	-	1	-	1	39	101	916	
Female.	1,038	23	-	-	-	-	-	-	1	1	-	-	-	2	42	83	888	
Petit Bel Air VCA																		
Both sexes	840	18	-	-	-	-	-	-	-	-	-	-	-	-	15	62	745	
Male.	409	8	-	-	-	-	-	-	-	-	-	-	-	-	9	19	373	
Female.	431	10	-	-	-	-	-	-	-	-	-	-	-	-	6	43	372	
Plaine Magnien VCA																		
Both sexes	7,473	134	-	-	-	-	1	1	2	2	1	4	4	13	294	592	6,439	
Male.	3,864	70	-	-	-	-	-	-	-	1	-	2	3	6	156	330	3,302	
Female.	3,609	64	-	-	-	-	1	1	2	1	1	2	1	7	138	262	3,137	
Rivière des Créoles VCA																		
Both sexes	2,246	48	-	1	-	-	-	1	-	-	-	-	4	4	87	190	1,916	
Male.	1,102	31	-	1	-	-	-	1	-	-	-	-	2	2	41	93	934	
Female.	1,144	17	-	-	-	-	-	-	-	-	-	-	2	2	46	97	982	
Riv. du Poste VCA-East																		
Both sexes	917	19	-	-	-	-	-	-	-	-	-	-	-	-	27	62	809	
Male.	438	10	-	-	-	-	-	-	-	-	-	-	-	-	18	26	384	
Female.	479	9	-	-	-	-	-	-	-	-	-	-	-	-	9	36	425	
Rose Belle VCA																		
Both sexes	8,537	157	-	-	-	1	-	1	-	1	-	5	4	10	280	702	7,387	
Male.	4,153	79	-	-	-	1	-	1	-	-	-	4	3	7	132	365	3,569	
Female.	4,384	78	-	-	-	-	-	-	-	1	-	1	1	3	148	337	3,818	
St Hubert VCA																		
Both sexes	2,220	38	-	-	-	-	-	-	-	-	2	-	4	6	96	214	1,866	
Male.	1,111	20	-	-	-	-	-	-	-	-	2	-	3	5	50	118	918	
Female.	1,109	18	-	-	-	-	-	-	-	-	-	-	1	1	46	96	948	
Trois Boutiques VCA																		
Both sexes	5,258	87	-	-	-	-	-	-	-	-	1	2	2	5	195	434	4,537	
Male.	2,600	41	-	-	-	-	-	-	-	-	-	2	-	2	99	222	2,236	
Female.	2,658	46	-	-	-	-	-	-	-	-	1	-	2	3	96	212	2,301	
Union Park VCA																		
Both sexes	3,528	66	-	-	-	-	-	-	-	-	-	2	1	3	126	300	3,033	
Male.	1,738	35	-	-	-	-	-	-	-	-	-	1	1	2	66	163	1,472	
Female.	1,790	31	-	-	-	-	-	-	-	-	-	1	-	1	60	137	1,561	
SAVANNE DISTRICT-wholly rural																		
Both sexes	49,470	1,037	-	-	1	-	1	2	3	8	9	12	29	61	1,773	4,227	42,370	
Male.	24,079	497	-	-	1	-	1	2	1	7	3	8	16	35	920	2,193	20,432	
Female.	25,391	540	-	-	-	-	-	-	2	1	6	4	13	26	853	2,034	21,938	
Baie du Cap VCA																		
Both sexes	1,736	44	-	-	-	-	-	-	-	-	-	-	1	1	67	186	1,438	
Male.	877	18	-	-	-	-	-	-	-	-	-	-	1	1	44	93	721	
Female.	859	26	-	-	-	-	-	-	-	-	-	-	-	-	23	93	717	
Bel Ombre VCA																		
Both sexes	1,740	52	-	-	-	-	-	-	-	1	1	3	2	7	95	200	1,386	
Male.	874	23	-	-	-	-	-	-	-	-	1	2	-	3	61	102	685	
Female.	866	29	-	-	-	-	-	-	-	1	-	1	2	4	34	98	701	
Bénarès VCA																		
Both sexes	1,574	43	-	-	-	-	-	-	-	-	1	-	3	4	100	141	1,286	
Male.	778	20	-	-	-	-	-	-	-	-	1	-	1	2	53	80	623	
Female.	796	23	-	-	-	-	-	-	-	-	-	-	2	2	47	61	663	
Bois Chéri VCA																		
Both sexes	2,511	43	-	-	-	-	-	-	-	1	-	-	2	3	89	215	2,161	
Male.	1,217	24	-	-	-	-	-	-	-	-	1	-	-	1	2	41	108	1,042
Female.	1,294	19	-	-	-	-	-	-	-	-	-	-	1	1	48	107	1,119	

Table E4 - Resident population 2 years of age and over not attending school by geographical location, age and sex

Country, Geographical district Municipal Ward or Village Council Area and Sex	Total	Age (in years)															
		2-4	5	6	7	8	9	(5-9)	10	11	12	13	14	(10-14)	15-19	20-24	25+
Britannia VCA																	
Both sexes	942	23	-	-	-	-	-	-	-	-	-	-	-	-	28	77	814
Male	474	14	-	-	-	-	-	-	-	-	-	-	-	11	37	412	
Female	468	9	-	-	-	-	-	-	-	-	-	-	-	17	40	402	
Camp Diable VCA																	
Both sexes	3,422	82	-	-	-	-	-	-	-	-	3	1	-	4	157	295	2,884
Male	1,685	43	-	-	-	-	-	-	-	-	-	1	-	1	77	149	1,415
Female	1,737	39	-	-	-	-	-	-	-	-	3	-	-	3	80	146	1,469
Chamouny VCA																	
Both sexes	3,413	64	-	-	-	-	-	-	-	-	1	-	3	4	106	257	2,982
Male	1,705	30	-	-	-	-	-	-	-	-	-	-	3	3	60	143	1,469
Female	1,708	34	-	-	-	-	-	-	-	-	1	-	-	1	46	114	1,513
Chemin Grenier VCA																	
Both sexes	8,897	197	-	-	-	-	-	-	1	2	1	1	4	9	297	745	7,649
Male	4,266	103	-	-	-	-	-	-	-	2	-	1	2	5	148	359	3,651
Female	4,631	94	-	-	-	-	-	-	1	-	1	-	2	4	149	386	3,998
Grand Bois VCA																	
Both sexes	5,766	83	-	-	-	-	-	-	-	1	-	2	5	8	169	467	5,039
Male	2,628	34	-	-	-	-	-	-	-	1	-	2	2	5	83	245	2,261
Female	3,138	49	-	-	-	-	-	-	-	-	-	-	3	3	86	222	2,778
L'Escalier VCA-West(East in G/P)																	
Both sexes	10	-	-	-	-	-	-	-	-	-	-	-	-	-	-	-	10
Male	5	-	-	-	-	-	-	-	-	-	-	-	-	-	-	-	5
Female	5	-	-	-	-	-	-	-	-	-	-	-	-	-	-	-	5
Rivière des Anguilles VCA																	
Both sexes	6,917	137	-	-	-	-	-	-	1	1	1	-	2	5	210	544	6,021
Male	3,319	58	-	-	-	-	-	-	-	1	-	-	1	2	104	285	2,870
Female	3,598	79	-	-	-	-	-	-	1	-	1	-	1	3	106	259	3,151
Rivière du Poste VCA - West																	
Both sexes	653	19	-	-	-	-	-	-	-	-	-	-	-	-	14	32	588
Male	324	10	-	-	-	-	-	-	-	-	-	-	-	-	8	14	292
Female	329	9	-	-	-	-	-	-	-	-	-	-	-	-	6	18	296
Saint Aubin VCA																	
Both sexes	960	20	-	-	-	-	-	-	-	-	-	1	1	2	41	90	807
Male	483	9	-	-	-	-	-	-	-	-	-	1	1	2	21	55	396
Female	477	11	-	-	-	-	-	-	-	-	-	-	-	-	20	35	411
Souillac VCA																	
Both sexes	3,215	76	-	-	1	-	-	1	1	-	1	1	-	3	90	249	2,796
Male	1,564	40	-	-	1	-	-	1	1	-	1	-	-	2	52	127	1,342
Female	1,651	36	-	-	-	-	-	-	-	-	-	-	-	1	38	122	1,454
Surinam VCA																	
Both sexes	7,714	154	-	-	-	-	1	1	-	2	-	3	6	11	310	729	6,509
Male	3,880	71	-	-	-	-	1	1	-	2	-	1	4	7	157	396	3,248
Female	3,834	83	-	-	-	-	-	-	-	-	-	2	2	4	153	333	3,261
PLAINES WILHEMS DISTRICT																	
Both sexes	266,837	4,241	7	5	8	15	9	44	8	35	41	62	94	240	6,730	19,710	235,872
Male	128,081	2,076	7	3	7	5	4	26	3	20	21	26	49	119	3,540	9,707	112,613
Female	138,756	2,165	-	2	1	10	5	18	5	15	20	36	45	121	3,190	10,003	123,259
PLAINES WILHEMS DISTRICT - Urban																	
Both sexes	262,714	4,158	7	5	8	15	9	44	7	33	40	60	91	231	6,587	19,356	232,338
Male	126,058	2,032	7	3	7	5	4	26	3	19	20	25	47	114	3,464	9,540	110,882
Female	136,656	2,126	-	2	1	10	5	18	4	14	20	35	44	117	3,123	9,816	121,456
Town of B-Bassin/R-Hill																	
Both sexes	75,403	1,210	3	1	3	7	-	14	2	11	13	22	33	81	2,090	5,633	66,375
Male	36,335	601	3	1	3	3	-	10	-	6	7	12	17	42	1,072	2,876	31,734
Female	39,068	609	-	-	-	4	-	4	2	5	6	10	16	39	1,018	2,757	34,641

Table E4 - Resident population 2 years of age and over not attending school by geographical location, age and sex

Country, Geographical district Municipal Ward or Village Council Area and Sex	Total	Age (in years)															
		2-4	5	6	7	8	9	(5-9)	10	11	12	13	14	(10-14)	15-19	20-24	25+
Town of B-Bassin/R-Hill-Ward 1																	
Both sexes	17,957	311	-	-	2	2	-	4	-	1	4	6	7	18	553	1,459	15,612
Male.	8,807	152	-	-	2	-	-	2	-	-	2	3	4	9	285	739	7,620
Female.	9,150	159	-	-	-	2	-	2	-	1	2	3	3	9	268	720	7,992
Town of B-Bassin/R-Hill-Ward 2																	
Both sexes	19,125	300	-	-	1	-	-	1	2	2	1	4	8	17	559	1,499	16,749
Male.	9,343	151	-	-	1	-	-	1	-	2	-	2	3	7	293	789	8,102
Female.	9,782	149	-	-	-	-	-	-	2	-	1	2	5	10	266	710	8,647
Town of B-Bassin/R-Hill-Ward 3																	
Both sexes	16,435	260	3	1	-	3	-	7	-	4	6	10	11	31	489	1,164	14,484
Male.	7,700	132	3	1	-	3	-	7	-	2	5	6	8	21	237	568	6,735
Female.	8,735	128	-	-	-	-	-	-	-	2	1	4	3	10	252	596	7,749
Town of B-Bassin/R-Hill-Ward 4																	
Both sexes	21,886	339	-	-	-	2	-	2	-	4	2	2	7	15	489	1,511	19,530
Male.	10,485	166	-	-	-	-	-	-	-	2	-	1	2	5	257	780	9,277
Female.	11,401	173	-	-	-	2	-	2	-	2	2	1	5	10	232	731	10,253
Town of Quatre Bornes																	
Both sexes	52,792	814	-	3	-	1	3	7	1	4	4	12	18	39	1,215	3,563	47,154
Male.	25,494	401	-	2	-	-	1	3	1	3	2	6	11	23	624	1,791	22,652
Female.	27,298	413	-	1	-	1	2	4	-	1	2	6	7	16	591	1,772	24,502
Town of Q-Bornes-Ward 1																	
Both sexes	16,354	227	-	1	-	-	3	4	-	1	1	6	3	11	299	930	14,883
Male.	7,785	115	-	1	-	-	1	2	-	1	2	3	6	6	156	467	7,039
Female.	8,569	112	-	-	-	-	2	2	-	1	-	4	-	5	143	463	7,844
Town of Q-Bornes-Ward 2																	
Both sexes	15,676	217	-	1	-	-	-	1	-	2	1	4	2	9	263	894	14,292
Male.	7,506	115	-	1	-	-	-	1	-	2	-	3	2	7	130	435	6,818
Female.	8,170	102	-	-	-	-	-	-	-	-	1	1	-	2	133	459	7,474
Town of Q-Bornes-Ward 3 East																	
Both sexes	20,762	370	-	1	-	1	-	2	1	1	2	2	13	19	653	1,739	17,979
Male.	10,203	171	-	-	-	-	-	-	1	1	1	1	6	10	338	889	8,795
Female.	10,559	199	-	1	-	1	-	2	-	-	1	1	7	9	315	850	9,184
Town of Vac/Phoenix																	
Both sexes	76,695	1,276	4	-	3	1	2	10	2	9	14	12	19	56	1,830	5,711	67,812
Male.	36,544	631	4	-	3	1	1	9	1	6	9	4	11	31	965	2,616	32,292
Female.	40,151	645	-	-	-	-	1	1	1	3	5	8	8	25	865	3,095	35,520
Town of Vac/Phoenix-Ward 1																	
Both sexes	20,759	349	-	-	2	-	-	2	-	-	4	2	2	8	521	1,507	18,372
Male.	9,968	166	-	-	2	-	-	2	-	-	2	1	2	5	266	743	8,786
Female.	10,791	183	-	-	-	-	-	-	-	-	2	1	-	3	255	764	9,586
Town of Vac/Phoenix-Ward 2																	
Both sexes	19,026	317	1	-	-	-	-	1	-	5	5	5	4	19	466	1,428	16,795
Male.	9,227	148	1	-	-	-	-	1	-	4	4	1	2	11	243	692	8,132
Female.	9,799	169	-	-	-	-	-	-	-	1	1	4	2	8	223	736	8,663
Town of Vac/Phoenix-Ward 3																	
Both sexes	16,511	271	2	-	1	-	-	3	1	4	2	1	7	15	336	1,034	14,852
Male.	7,916	145	2	-	1	-	-	3	-	2	2	1	3	8	172	490	7,098
Female.	8,595	126	-	-	-	-	-	-	1	2	-	-	4	7	164	544	7,754
Town of Vac/Phoenix-Ward 4 West																	
Both sexes	20,399	339	1	-	-	1	2	4	1	-	3	4	6	14	507	1,742	17,793
Male.	9,433	172	1	-	-	1	1	3	1	-	1	1	4	7	284	691	8,276
Female.	10,966	167	-	-	-	-	1	1	-	-	2	3	2	7	223	1,051	9,517
Town of Curepipe																	
Both sexes	57,824	858	-	1	2	6	4	13	2	9	9	14	21	55	1,452	4,449	50,997
Male.	27,685	399	-	-	1	1	2	4	1	4	2	3	8	18	803	2,257	24,204
Female.	30,139	459	-	1	1	5	2	9	1	5	7	11	13	37	649	2,192	26,793

Table E4 - Resident population 2 years of age and over not attending school by geographical location, age and sex

Country, Geographical district Municipal Ward or Village Council Area and Sex	Total	Age (in years)															
		2-4	5	6	7	8	9	(5-9)	10	11	12	13	14	(10-14)	15-19	20-24	25+
Town of Curepipe-Ward 1																	
Both sexes	18,506	280	-	-	-	-	-	-	-	2	1	1	6	10	461	1,393	16,362
Male	8,975	128	-	-	-	-	-	-	-	1	-	-	3	4	245	733	7,865
Female	9,531	152	-	-	-	-	-	-	-	1	1	1	3	6	216	660	8,497
Town of Curepipe-Ward 2 West																	
Both sexes	17,599	249	-	1	2	5	2	10	-	5	6	10	6	27	452	1,270	15,591
Male	8,512	112	-	-	1	-	-	1	-	1	1	1	1	4	263	645	7,487
Female	9,087	137	-	1	1	5	2	9	-	4	5	9	5	23	189	625	8,104
Town of Curepipe-Ward 3																	
Both sexes	21,719	329	-	-	-	1	2	3	2	2	2	3	9	18	539	1,786	19,044
Male	10,198	159	-	-	-	1	2	3	1	2	1	2	4	10	295	879	8,852
Female	11,521	170	-	-	-	-	-	-	-	1	-	1	5	8	244	907	10,192
PLAINES WILHEMS DISTRICT - Rural																	
Both sexes	4,123	83	-	-	-	-	-	-	1	2	1	2	3	9	143	354	3,534
Male	2,023	44	-	-	-	-	-	-	-	1	1	1	2	5	76	167	1,731
Female	2,100	39	-	-	-	-	-	-	1	1	-	1	1	4	67	187	1,803
Midlands VCA																	
Both sexes	3,704	72	-	-	-	-	-	-	1	2	1	2	3	9	139	334	3,150
Male	1,809	40	-	-	-	-	-	-	-	1	1	1	2	5	72	161	1,531
Female	1,895	32	-	-	-	-	-	-	1	1	-	1	1	4	67	173	1,619
Moka VCA-West (East in Moka)																	
Both sexes	419	11	-	-	-	-	-	-	-	-	-	-	-	-	4	20	384
Male	214	4	-	-	-	-	-	-	-	-	-	-	-	-	4	6	200
Female	205	7	-	-	-	-	-	-	-	-	-	-	-	-	-	14	184
MOKA DISTRICT																	
Both sexes	58,834	1,219	-	-	-	1	2	3	2	12	10	19	30	73	1,708	4,740	51,091
Male	29,059	637	-	-	-	-	-	-	2	9	4	8	19	42	883	2,408	25,089
Female	29,775	582	-	-	-	1	2	3	-	3	6	11	11	31	825	2,332	26,002
MOKA DISTRICT - Urban																	
Both sexes	889	15	-	-	-	-	-	-	-	-	-	1	-	1	22	67	784
Male	437	9	-	-	-	-	-	-	-	-	-	-	-	-	11	42	375
Female	452	6	-	-	-	-	-	-	-	-	-	1	-	1	11	25	409
Town of Curepipe-Ward 2 East																	
Both sexes	3	-	-	-	-	-	-	-	-	-	-	-	-	-	1	-	2
Male	1	-	-	-	-	-	-	-	-	-	-	-	-	-	-	-	1
Female	2	-	-	-	-	-	-	-	-	-	-	-	-	-	1	-	1
Town of Vac/Phoenix-Ward 4 East																	
Both sexes	886	15	-	-	-	-	-	-	-	-	-	1	-	1	21	67	782
Male	436	9	-	-	-	-	-	-	-	-	-	-	-	-	11	42	374
Female	450	6	-	-	-	-	-	-	-	-	-	1	-	1	10	25	408
MOKA DISTRICT - Rural																	
Both sexes	57,945	1,204	-	-	-	1	2	3	2	12	10	18	30	72	1,686	4,673	50,307
Male	28,622	628	-	-	-	-	-	-	2	9	4	8	19	42	872	2,366	24,714
Female	29,323	576	-	-	-	1	2	3	-	3	6	10	11	30	814	2,307	25,593
Camp Thorel VCA																	
Both sexes	1,534	37	-	-	-	-	-	-	-	1	1	2	-	4	25	136	1,332
Male	743	18	-	-	-	-	-	-	-	1	-	1	-	2	15	68	640
Female	791	19	-	-	-	-	-	-	-	-	1	1	-	2	10	68	692
Dagotièrre VCA																	
Both sexes	5,056	102	-	-	-	-	-	-	-	1	1	3	1	6	128	356	4,464
Male	2,455	50	-	-	-	-	-	-	-	1	-	1	1	3	59	189	2,154
Female	2,601	52	-	-	-	-	-	-	-	-	1	2	-	3	69	167	2,310
Dubreuil VCA-West (East in Flacq)																	
Both sexes	1,884	45	-	-	-	-	-	-	-	-	-	1	3	4	85	180	1,570
Male	1,007	22	-	-	-	-	-	-	-	-	-	-	1	1	50	107	827
Female	877	23	-	-	-	-	-	-	-	-	-	1	2	3	35	73	743

Table E4 - Resident population 2 years of age and over not attending school by geographical location, age and sex

Country, Geographical district Municipal Ward or Village Council Area and Sex	Total	Age (in years)															
		2-4	5	6	7	8	9	(5-9)	10	11	12	13	14	(10-14)	15-19	20-24	25+
Espérance VCA																	
Both sexes	1,332	25	-	-	-	-	-	-	-	-	-	-	1	1	37	102	1,167
Male	661	13	-	-	-	-	-	-	-	-	-	-	1	1	20	56	571
Female	671	12	-	-	-	-	-	-	-	-	-	-	-	-	17	46	596
La Laura - Malenga VCA																	
Both sexes	926	15	-	-	-	1	-	1	-	-	-	-	-	-	22	77	811
Male	462	8	-	-	-	-	-	-	-	-	-	-	-	-	14	38	402
Female	464	7	-	-	-	1	-	1	-	-	-	-	-	-	8	39	409
L'Avenir VCA																	
Both sexes	1,920	37	-	-	-	-	-	-	-	-	-	-	-	-	56	138	1,689
Male	966	13	-	-	-	-	-	-	-	-	-	-	-	-	34	74	845
Female	954	24	-	-	-	-	-	-	-	-	-	-	-	-	22	64	844
Médine - Camp de Masque VCA-West																	
Both sexes	1,049	22	-	-	-	-	-	-	-	1	-	-	-	1	27	85	914
Male	507	11	-	-	-	-	-	-	-	-	-	-	-	-	15	38	443
Female	542	11	-	-	-	-	-	-	-	1	-	-	-	1	12	47	471
Melrose VCA																	
Both sexes	1,415	31	-	-	-	-	-	-	-	-	-	-	-	-	40	110	1,234
Male	692	15	-	-	-	-	-	-	-	-	-	-	-	-	17	57	603
Female	723	16	-	-	-	-	-	-	-	-	-	-	-	-	23	53	631
Moka VCA-East (West in Pl. Wilhems)																	
Both sexes	5,965	112	-	-	-	-	-	-	-	2	2	1	-	5	119	387	5,342
Male	2,876	54	-	-	-	-	-	-	-	2	1	1	-	4	54	207	2,557
Female	3,089	58	-	-	-	-	-	-	-	-	1	-	-	1	65	180	2,785
Montagne Blanche VCA-West																	
Both sexes	5,711	132	-	-	-	-	-	-	-	-	1	1	4	6	159	468	4,946
Male	2,867	71	-	-	-	-	-	-	-	-	-	1	3	4	83	237	2,472
Female	2,844	61	-	-	-	-	-	-	-	-	1	-	1	2	76	231	2,474
Pailles VCA																	
Both sexes	8,283	207	-	-	-	-	-	-	1	3	3	4	7	18	351	736	6,971
Male	4,105	118	-	-	-	-	-	-	1	2	2	1	5	11	187	380	3,409
Female	4,178	89	-	-	-	-	-	-	-	1	1	3	2	7	164	356	3,562
Providence VCA																	
Both sexes	2,317	58	-	-	-	-	-	-	-	1	-	2	1	4	74	176	2,005
Male	1,131	22	-	-	-	-	-	-	-	-	-	2	1	3	41	91	974
Female	1,186	36	-	-	-	-	-	-	-	1	-	-	-	1	33	85	1,031
Quartier Militaire VCA																	
Both sexes	5,141	116	-	-	-	-	-	-	-	-	1	1	3	5	173	582	4,265
Male	2,581	66	-	-	-	-	-	-	-	-	-	-	1	1	91	271	2,152
Female	2,560	50	-	-	-	-	-	-	-	-	1	1	2	4	82	311	2,113
Nouvelle Decouverte VCA																	
Both sexes	2,097	46	-	-	-	-	-	-	-	-	-	-	-	-	51	155	1,845
Male	1,002	24	-	-	-	-	-	-	-	-	-	-	-	-	23	70	885
Female	1,095	22	-	-	-	-	-	-	-	-	-	-	-	-	28	85	960
St Julien d'Hotman VCA-West																	
Both sexes	67	1	-	-	-	-	-	-	-	-	-	-	-	-	-	3	63
Male	31	1	-	-	-	-	-	-	-	-	-	-	-	-	-	-	30
Female	36	-	-	-	-	-	-	-	-	-	-	-	-	-	-	3	33
St Pierre VCA																	
Both sexes	11,687	192	-	-	-	-	1	1	1	3	1	3	9	17	305	876	10,296
Male	5,778	108	-	-	-	-	-	-	1	3	1	1	6	12	150	430	5,078
Female	5,909	84	-	-	-	-	1	1	-	-	-	2	3	5	155	446	5,218
Verdun VCA																	
Both sexes	1,561	26	-	-	-	-	1	1	-	-	-	-	1	1	34	106	1,393
Male	758	14	-	-	-	-	-	-	-	-	-	-	-	-	19	53	672
Female	803	12	-	-	-	-	1	1	-	-	-	-	1	1	15	53	721

Table E4 - Resident population 2 years of age and over not attending school by geographical location, age and sex

Country, Geographical district Municipal Ward or Village Council Area and Sex	Total	Age (in years)															
		2-4	5	6	7	8	9	(5-9)	10	11	12	13	14	(10-14)	15-19	20-24	25+
BLACK RIVER DISTRICT																	
Both sexes	55,544	1,284	1	3	3	2	3	12	1	13	19	24	54	111	2,380	5,682	46,075
Male	27,815	654	-	1	2	1	1	5	-	8	12	15	31	66	1,260	3,000	22,830
Female	27,729	630	1	2	1	1	2	7	1	5	7	9	23	45	1,120	2,682	23,245
BLACK RIVER DISTRICT - Urban																	
Both sexes	16,669	357	1	-	-	1	1	3	-	4	1	1	12	18	557	1,483	14,251
Male	8,276	191	-	-	-	1	-	1	-	4	-	-	7	11	304	749	7,020
Female	8,393	166	1	-	-	-	1	2	-	-	1	1	5	7	253	734	7,231
Town of Port Louis-Ward 1 West																	
Both sexes	13,807	299	1	-	-	1	1	3	-	2	1	1	12	16	457	1,271	11,761
Male	6,872	163	-	-	-	1	-	1	-	2	-	-	7	9	246	642	5,811
Female	6,935	136	1	-	-	-	1	2	-	-	1	1	5	7	211	629	5,950
Town of Q/Bornes-Ward 3 West																	
Both sexes	2,862	58	-	-	-	-	-	-	-	2	-	-	-	2	100	212	2,490
Male	1,404	28	-	-	-	-	-	-	-	2	-	-	-	2	58	107	1,209
Female	1,458	30	-	-	-	-	-	-	-	-	-	-	-	42	105	1,281	
BLACK RIVER DISTRICT - Rural																	
Both sexes	38,875	927	-	3	3	1	2	9	1	9	18	23	42	93	1,823	4,199	31,824
Male	19,539	463	-	1	2	-	1	4	-	4	12	15	24	55	956	2,251	15,810
Female	19,336	464	-	2	1	1	1	5	1	5	6	8	18	38	867	1,948	16,014
Albion VCA																	
Both sexes	3,659	88	-	2	1	1	-	4	-	1	1	3	3	8	153	282	3,124
Male	1,844	50	-	1	1	-	-	2	-	1	-	3	4	96	146	1,546	
Female	1,815	38	-	1	-	1	-	2	-	1	-	3	-	4	57	136	1,578
Bambous VCA																	
Both sexes	10,795	312	-	-	-	-	-	-	-	2	12	10	22	46	605	1,132	8,700
Male	5,393	155	-	-	-	-	-	-	-	1	7	8	12	28	313	577	4,320
Female	5,402	157	-	-	-	-	-	-	-	1	5	2	10	18	292	555	4,380
Cascavelle VCA-West(East in P/W)																	
Both sexes	1,814	54	-	-	1	-	1	2	-	-	1	-	-	1	79	193	1,485
Male	905	23	-	-	-	-	-	-	-	-	1	-	-	1	44	97	740
Female	909	31	-	-	1	-	1	2	-	-	-	-	-	-	35	96	745
Case Noyale VCA																	
Both sexes	1,192	32	-	-	-	-	-	-	-	1	-	-	-	1	78	125	956
Male	610	16	-	-	-	-	-	-	-	1	-	-	-	1	38	68	487
Female	582	16	-	-	-	-	-	-	-	-	-	-	-	40	57	469	
Chamarel VCA-West(East in Sav.)																	
Both sexes	540	11	-	-	-	-	-	-	-	-	-	-	-	-	30	56	443
Male	281	6	-	-	-	-	-	-	-	-	-	-	-	-	14	25	236
Female	259	5	-	-	-	-	-	-	-	-	-	-	-	-	16	31	207
Flic en Flac VCA																	
Both sexes	1,686	26	-	-	-	-	-	-	-	-	-	-	1	1	44	105	1,510
Male	831	11	-	-	-	-	-	-	-	-	-	-	-	-	21	57	742
Female	855	15	-	-	-	-	-	-	-	-	-	-	1	1	23	48	768
Grande Rivière Noire VCA																	
Both sexes	1,959	47	-	-	-	-	-	-	-	-	1	1	3	5	100	200	1,607
Male	978	24	-	-	-	-	-	-	-	-	1	1	3	5	45	97	807
Female	981	23	-	-	-	-	-	-	-	-	-	-	-	-	55	103	800
Gros Cailloux VCA																	
Both sexes	2,318	65	-	-	-	-	-	-	-	-	1	1	1	3	107	219	1,924
Male	1,162	30	-	-	-	-	-	-	-	-	1	-	-	1	59	109	963
Female	1,156	35	-	-	-	-	-	-	-	-	-	1	1	2	48	110	961
La Gaulette VCA																	
Both sexes	1,705	46	-	-	-	-	-	-	-	-	-	1	3	4	85	173	1,397
Male	865	25	-	-	-	-	-	-	-	-	-	1	1	2	51	83	704
Female	840	21	-	-	-	-	-	-	-	-	-	-	2	2	34	90	693

Table E4 - Resident population 2 years of age and over not attending school by geographical location, age and sex

Country, Geographical district Municipal Ward or Village Council Area and Sex	Total	Age (in years)															
		2-4	5	6	7	8	9	(5-9)	10	11	12	13	14	(10-14)	15-19	20-24	25+
Le Morne VCA																	
Both sexes	919	26	-	-	-	-	-	-	-	1	-	-	1	2	75	111	705
Male.	471	16	-	-	-	-	-	-	-	1	-	-	1	2	42	55	356
Female.	448	10	-	-	-	-	-	-	-	-	-	-	-	33	56	349	
Petite Rivière VCA																	
Both sexes	3,256	75	-	-	1	-	-	1	-	-	1	1	1	3	145	311	2,721
Male.	1,636	37	-	-	1	-	-	1	-	-	1	1	1	3	79	173	1,343
Female.	1,620	38	-	-	-	-	-	-	-	-	-	-	-	-	66	138	1,378
Richelieu VCA																	
Both sexes	6,349	93	-	1	-	-	1	2	1	1	-	3	4	9	217	1,101	4,927
Male.	3,235	39	-	-	-	-	1	1	-	-	-	1	2	3	111	660	2,421
Female.	3,114	54	-	1	-	-	-	1	1	1	-	2	2	6	106	441	2,506
Tamarin VCA																	
Both sexes	2,683	52	-	-	-	-	-	-	-	3	1	3	3	10	105	191	2,325
Male.	1,328	31	-	-	-	-	-	-	-	1	-	3	1	5	43	104	1,145
Female.	1,355	21	-	-	-	-	-	-	-	2	1	-	2	5	62	87	1,180
ISLAND OF RODRIGUES																	
Both sexes	26,953	1,095	2	-	1	1	3	7	1	9	14	14	38	76	1,275	2,652	21,848
Male.	13,156	572	2	-	-	1	2	5	-	3	7	9	14	33	630	1,289	10,627
Female.	13,797	523	-	-	1	-	1	2	1	6	7	5	24	43	645	1,363	11,221
Region 1																	
Both sexes	4,626	194	1	-	1	1	1	4	-	3	2	4	6	15	223	464	3,726
Male.	2,276	107	1	-	-	1	-	2	-	-	-	2	4	6	106	217	1,838
Female.	2,350	87	-	-	1	-	1	2	-	3	2	2	2	9	117	247	1,888
Region 2																	
Both sexes	3,869	157	-	-	-	-	-	-	-	3	3	2	11	19	184	393	3,116
Male.	1,910	71	-	-	-	-	-	-	-	2	2	2	2	8	105	200	1,526
Female.	1,959	86	-	-	-	-	-	-	-	1	1	-	9	11	79	193	1,590
Region 3																	
Both sexes	4,930	207	1	-	-	-	-	1	-	1	1	3	2	7	219	480	4,016
Male.	2,356	106	1	-	-	-	-	1	-	1	-	2	-	3	115	223	1,908
Female.	2,574	101	-	-	-	-	-	-	-	-	1	1	2	4	104	257	2,108
Region 4																	
Both sexes	4,149	154	-	-	-	-	1	1	-	-	3	-	7	10	202	408	3,374
Male.	2,045	85	-	-	-	-	1	1	-	-	2	-	3	5	81	200	1,673
Female.	2,104	69	-	-	-	-	-	-	-	-	1	-	4	5	121	208	1,701
Region 5																	
Both sexes	5,115	215	-	-	-	-	1	1	1	-	3	1	8	13	249	492	4,145
Male.	2,515	110	-	-	-	-	1	1	-	-	2	-	4	6	128	243	2,027
Female.	2,600	105	-	-	-	-	-	-	1	-	1	1	4	7	121	249	2,118
Region 6																	
Both sexes	4,264	168	-	-	-	-	-	-	-	2	2	4	4	12	198	415	3,471
Male.	2,054	93	-	-	-	-	-	-	-	-	1	3	1	5	95	206	1,655
Female.	2,210	75	-	-	-	-	-	-	-	2	1	1	3	7	103	209	1,816

Table E5 - Resident population 2 years of age and over by educational attainment, age and sex

Country, Island, Sex and Age (in years)	Total	Educational attainment										
		Nil + pre-primary	Primary		Lower Secondary		Upper Secondary			University degree or equivalent	Not stated (1)	
			Std I - VI but not passed CPE	Passed CPE	Forms I - III	Forms I - III Pre- vocational	Forms IV - V but not passed SC	Passed SC or equivalent	Passed HSC or equivalent			
REPUBLIC OF MAURITIUS												
Both sexes												
Total	1,209,680	108,294	328,875	106,507	156,693	14,086	151,861	180,502	103,889	45,641	13,332	
2	14,832	14,816	-	-	-	-	-	-	-	-	16	
3	15,638	15,620	-	-	-	-	-	-	-	-	18	
4	16,090	16,065	-	-	-	-	-	-	-	-	25	
2 - 4	46,560	46,501	-	-	-	-	-	-	-	-	59	
5	16,786	9,366	7,371	-	-	-	-	-	-	-	49	
6	17,635	43	17,511	-	-	-	-	-	-	-	81	
7	17,935	31	17,824	-	-	-	-	-	-	-	80	
8	18,464	34	18,335	-	-	-	-	-	-	-	95	
9	18,195	34	18,066	-	-	-	-	-	-	-	95	
5 - 9	89,015	9,508	79,107	-	-	-	-	-	-	-	400	
10	19,201	29	18,264	623	136	-	-	-	-	-	149	
11	18,963	38	10,960	1,537	6,306	-	-	-	-	-	122	
12	18,371	32	1,888	859	14,789	655	-	-	-	-	148	
13	18,365	24	276	17	16,475	1,286	164	-	-	-	123	
14	18,739	40	181	24	12,048	1,253	5,049	-	-	-	144	
10 - 14	93,639	163	31,569	3,060	49,754	3,194	5,213	-	-	-	686	
15	19,246	30	327	51	4,650	1,379	12,101	550	-	-	158	
16	19,995	50	453	99	2,354	1,359	11,014	4,289	202	-	175	
17	20,218	42	595	121	1,788	1,328	6,678	8,811	682	-	173	
18	20,921	38	753	216	1,980	1,189	4,128	9,302	3,144	1	170	
19	20,628	49	1,009	322	2,113	1,099	3,149	6,742	5,930	30	185	
15 - 19	101,008	209	3,137	809	12,885	6,354	37,070	29,694	9,958	31	861	
20	19,812	56	1,234	369	2,118	907	2,819	4,760	7,297	69	183	
21	19,221	52	1,539	431	2,122	680	2,718	3,931	7,215	316	217	
22	18,846	114	1,881	538	2,183	563	2,497	3,724	6,060	962	324	
23	18,004	65	2,192	587	2,125	359	2,366	3,525	4,923	1,483	379	
24	16,788	81	2,264	628	1,962	268	2,307	3,260	3,913	1,788	317	
20 - 24	92,671	368	9,110	2,553	10,510	2,777	12,707	19,200	29,408	4,618	1,420	
25	16,580	81	2,456	679	1,971	231	2,244	3,299	3,349	1,929	341	
26	17,515	94	2,987	808	2,035	173	2,361	3,361	3,250	2,036	410	
27	18,051	91	3,388	989	2,015	183	2,482	3,517	2,964	2,024	398	
28	18,562	106	3,575	1,198	2,082	188	2,577	3,600	2,828	1,984	424	
29	20,229	142	4,077	1,452	2,346	198	2,816	3,916	2,881	1,918	483	
25 - 29	90,937	514	16,483	5,126	10,449	973	12,480	17,693	15,272	9,891	2,056	
30 - 34	103,429	760	21,970	8,742	13,589	562	15,249	19,615	12,590	8,540	1,812	
35 - 39	87,797	823	20,264	8,887	11,714	78	14,074	16,002	9,342	5,410	1,203	
40 - 44	89,386	1,341	21,810	10,655	11,606	70	14,765	16,452	7,841	3,901	945	
45 - 49	99,341	2,542	24,539	13,984	11,710	34	16,139	19,358	6,979	3,175	881	
50 - 54	86,337	3,446	23,930	15,429	8,745	14	9,454	16,157	4,960	3,580	622	
55 - 59	73,054	5,680	22,613	14,038	6,610	9	6,082	11,267	3,295	2,964	496	
60 - 64	57,342	7,742	18,945	10,373	4,573	6	4,428	7,110	1,959	1,791	415	
65+	99,164	28,697	35,398	12,851	4,548	15	4,200	7,954	2,285	1,740	1,476	

(1) Comprising mostly residents of institutions and collective quarters.

Table E5 - Resident population 2 years of age and over by educational attainment, age and sex

Country, Island, Sex and Age (in years)	Total	Educational attainment									University degree or equivalent	Not stated (1)
		Nil + pre-primary	Primary		Lower Secondary		Upper Secondary					
			Std I - VI but not passed CPE	Passed CPE	Forms I - III	Forms I - III Pre- vocational	Forms IV - V but not passed SC	Passed SC or equivalent	Passed HSC or equivalent			
REPUBLIC OF MAURITIUS												
Male												
Total	597,207	40,802	162,252	48,931	80,017	9,926	78,965	91,960	49,264	26,474	8,616	
2	7,449	7,440	-	-	-	-	-	-	-	-	9	
3	7,819	7,808	-	-	-	-	-	-	-	-	11	
4	8,166	8,154	-	-	-	-	-	-	-	-	12	
2 - 4	23,434	23,402	-	-	-	-	-	-	-	-	32	
5	8,619	4,811	3,783	-	-	-	-	-	-	-	25	
6	8,853	24	8,778	-	-	-	-	-	-	-	51	
7	9,090	24	9,016	-	-	-	-	-	-	-	50	
8	9,248	12	9,178	-	-	-	-	-	-	-	58	
9	9,137	17	9,055	-	-	-	-	-	-	-	65	
5 - 9	44,947	4,888	39,810	-	-	-	-	-	-	-	249	
10	9,699	15	9,231	298	54	-	-	-	-	-	101	
11	9,640	28	5,782	757	2,997	-	-	-	-	-	76	
12	9,298	14	1,102	440	7,222	428	-	-	-	-	92	
13	9,319	15	165	10	8,118	869	68	-	-	-	74	
14	9,346	19	107	13	5,966	868	2,288	-	-	-	85	
10 - 14	47,302	91	16,387	1,518	24,357	2,165	2,356	-	-	-	428	
15	9,636	17	197	30	2,435	918	5,697	253	-	-	89	
16	10,042	23	285	60	1,263	945	5,411	1,868	93	-	94	
17	10,156	21	391	71	962	909	3,614	3,804	267	-	117	
18	10,384	24	489	117	1,008	813	2,273	4,353	1,205	-	102	
19	10,497	23	637	201	1,169	777	1,788	3,444	2,325	15	118	
15 - 19	50,715	108	1,999	479	6,837	4,362	18,783	13,722	3,890	15	520	
20	10,108	37	806	201	1,133	659	1,573	2,455	3,099	29	116	
21	9,678	28	924	236	1,144	488	1,496	2,031	3,076	101	154	
22	9,550	27	1,159	289	1,174	418	1,308	1,868	2,782	313	212	
23	9,061	40	1,223	315	1,149	274	1,275	1,674	2,287	552	272	
24	8,474	51	1,290	324	1,050	216	1,186	1,618	1,814	694	231	
20 - 24	46,871	183	5,402	1,365	5,650	2,055	6,838	9,646	13,058	1,689	985	
25	8,361	43	1,356	344	1,063	180	1,181	1,608	1,498	844	244	
26	8,763	57	1,495	414	1,105	139	1,211	1,599	1,506	964	273	
27	9,047	46	1,766	541	1,035	137	1,278	1,692	1,314	961	277	
28	9,303	61	1,948	584	1,076	143	1,276	1,705	1,238	996	276	
29	10,115	66	2,172	708	1,195	147	1,389	1,836	1,317	962	323	
25 - 29	45,589	273	8,737	2,591	5,474	746	6,335	8,440	6,873	4,727	1,393	
30 - 34	52,182	409	12,021	4,356	6,740	445	7,322	9,258	5,668	4,598	1,365	
35 - 39	44,241	398	10,801	3,984	5,667	54	7,083	7,838	4,451	3,120	845	
40 - 44	45,150	591	11,129	4,638	5,649	49	7,583	8,364	3,986	2,510	651	
45 - 49	49,800	991	12,146	5,822	6,183	22	8,330	9,813	3,729	2,165	599	
50 - 54	42,996	1,015	10,819	6,587	4,738	11	5,376	8,672	2,870	2,510	398	
55 - 59	35,713	1,254	9,511	6,314	3,728	6	3,620	6,727	1,998	2,253	302	
60 - 64	27,143	1,481	7,868	4,850	2,659	5	2,842	4,565	1,232	1,432	209	
65+	41,124	5,718	15,622	6,427	2,335	6	2,497	4,915	1,509	1,455	640	

(1) Comprising mostly residents of institutions and collective quarters.

Table E5 - Resident population 2 years of age and over by educational attainment, age and sex

Country, Island, Sex and Age (in years)	Total	Educational attainment									University degree or equivalent	Not stated (1)
		Nil + pre-primary	Primary		Lower Secondary		Upper Secondary					
			Std I - VI but not passed CPE	Passed CPE	Forms I - III	Forms I - III Pre- vocational	Forms IV - V but not passed SC	Passed SC or equivalent	Passed HSC or equivalent			
REPUBLIC OF MAURITIUS												
Female												
Total	612,473	67,492	166,623	57,576	76,676	4,160	72,896	88,542	54,625	19,167	4,716	
2	7,383	7,376	-	-	-	-	-	-	-	-	7	
3	7,819	7,812	-	-	-	-	-	-	-	-	7	
4	7,924	7,911	-	-	-	-	-	-	-	-	13	
2 - 4	23,126	23,099	-	-	-	-	-	-	-	-	27	
5	8,167	4,555	3,588	-	-	-	-	-	-	-	24	
6	8,782	19	8,733	-	-	-	-	-	-	-	30	
7	8,845	7	8,808	-	-	-	-	-	-	-	30	
8	9,216	22	9,157	-	-	-	-	-	-	-	37	
9	9,058	17	9,011	-	-	-	-	-	-	-	30	
5 - 9	44,068	4,620	39,297	-	-	-	-	-	-	-	151	
10	9,502	14	9,033	325	82	-	-	-	-	-	48	
11	9,323	10	5,178	780	3,309	-	-	-	-	-	46	
12	9,073	18	786	419	7,567	227	-	-	-	-	56	
13	9,046	9	111	7	8,357	417	96	-	-	-	49	
14	9,393	21	74	11	6,082	385	2,761	-	-	-	59	
10 - 14	46,337	72	15,182	1,542	25,397	1,029	2,857	-	-	-	258	
15	9,610	13	130	21	2,215	461	6,404	297	-	-	69	
16	9,953	27	168	39	1,091	414	5,603	2,421	109	-	81	
17	10,062	21	204	50	826	419	3,064	5,007	415	-	56	
18	10,537	14	264	99	972	376	1,855	4,949	1,939	1	68	
19	10,131	26	372	121	944	322	1,361	3,298	3,605	15	67	
15 - 19	50,293	101	1,138	330	6,048	1,992	18,287	15,972	6,068	16	341	
20	9,704	19	428	168	985	248	1,246	2,305	4,198	40	67	
21	9,543	24	615	195	978	192	1,222	1,900	4,139	215	63	
22	9,296	87	722	249	1,009	145	1,189	1,856	3,278	649	112	
23	8,943	25	969	272	976	85	1,091	1,851	2,636	931	107	
24	8,314	30	974	304	912	52	1,121	1,642	2,099	1,094	86	
20 - 24	45,800	185	3,708	1,188	4,860	722	5,869	9,554	16,350	2,929	435	
25	8,219	38	1,100	335	908	51	1,063	1,691	1,851	1,085	97	
26	8,752	37	1,492	394	930	34	1,150	1,762	1,744	1,072	137	
27	9,004	45	1,622	448	980	46	1,204	1,825	1,650	1,063	121	
28	9,259	45	1,627	614	1,006	45	1,301	1,895	1,590	988	148	
29	10,114	76	1,905	744	1,151	51	1,427	2,080	1,564	956	160	
25 - 29	45,348	241	7,746	2,535	4,975	227	6,145	9,253	8,399	5,164	663	
30 - 34	51,247	351	9,949	4,386	6,849	117	7,927	10,357	6,922	3,942	447	
35 - 39	43,556	425	9,463	4,903	6,047	24	6,991	8,164	4,891	2,290	358	
40 - 44	44,236	750	10,681	6,017	5,957	21	7,182	8,088	3,855	1,391	294	
45 - 49	49,541	1,551	12,393	8,162	5,527	12	7,809	9,545	3,250	1,010	282	
50 - 54	43,341	2,431	13,111	8,842	4,007	3	4,078	7,485	2,090	1,070	224	
55 - 59	37,341	4,426	13,102	7,724	2,882	3	2,462	4,540	1,297	711	194	
60 - 64	30,199	6,261	11,077	5,523	1,914	1	1,586	2,545	727	359	206	
65+	58,040	22,979	19,776	6,424	2,213	9	1,703	3,039	776	285	836	

(1) Comprising mostly residents of institutions and collective quarters.

Table E5 - Resident population 2 years of age and over by educational attainment, age and sex

Country, Island, Sex and Age (in years)	Total	Educational attainment										
		Nil + pre-primary	Primary		Lower Secondary		Upper Secondary			University degree or equivalent	Not stated (1)	
			Std I - VI but not passed CPE	Passed CPE	Forms I - III	Forms I - III Pre- vocational	Forms IV - V but not passed SC	Passed SC or equivalent	Passed HSC or equivalent			
ISLAND OF MAURITIUS												
Both sexes												
Total	1,170,653	103,273	312,439	103,893	152,166	12,967	148,805	176,548	102,318	45,240	13,004	
2	14,098	14,084	-	-	-	-	-	-	-	-	14	
3	14,818	14,802	-	-	-	-	-	-	-	-	16	
4	15,247	15,228	-	-	-	-	-	-	-	-	19	
2 - 4	44,163	44,114	-	-	-	-	-	-	-	-	49	
5	15,994	8,933	7,017	-	-	-	-	-	-	-	44	
6	16,763	42	16,647	-	-	-	-	-	-	-	74	
7	17,070	29	16,965	-	-	-	-	-	-	-	76	
8	17,636	33	17,515	-	-	-	-	-	-	-	88	
9	17,365	30	17,248	-	-	-	-	-	-	-	87	
5 - 9	84,828	9,067	75,392	-	-	-	-	-	-	-	369	
10	18,391	26	17,490	608	133	-	-	-	-	-	134	
11	18,118	37	10,404	1,509	6,053	-	-	-	-	-	115	
12	17,620	32	1,790	836	14,215	608	-	-	-	-	139	
13	17,653	22	268	17	15,886	1,179	163	-	-	-	118	
14	18,024	39	159	23	11,596	1,140	4,930	-	-	-	137	
10 - 14	89,806	156	30,111	2,993	47,883	2,927	5,093	-	-	-	643	
15	18,510	28	306	49	4,411	1,279	11,747	541	-	-	149	
16	19,223	48	423	95	2,220	1,254	10,616	4,199	199	-	169	
17	19,468	40	546	117	1,687	1,222	6,421	8,597	674	-	164	
18	20,278	33	713	211	1,901	1,092	3,978	9,088	3,101	1	160	
19	19,958	45	941	313	2,016	1,005	3,056	6,547	5,829	30	176	
15 - 19	97,437	194	2,929	785	12,235	5,852	35,818	28,972	9,803	31	818	
20	19,189	52	1,165	359	2,041	819	2,747	4,600	7,161	69	176	
21	18,639	48	1,446	415	2,040	626	2,641	3,793	7,106	314	210	
22	18,219	109	1,765	526	2,094	511	2,434	3,592	5,944	954	290	
23	17,443	57	2,079	567	2,052	331	2,294	3,385	4,836	1,468	374	
24	16,229	68	2,129	604	1,893	256	2,236	3,147	3,813	1,769	314	
20 - 24	89,719	334	8,584	2,471	10,120	2,543	12,352	18,517	28,860	4,574	1,364	
25	16,064	71	2,308	649	1,918	225	2,194	3,168	3,284	1,913	334	
26	16,920	89	2,833	783	1,975	164	2,293	3,208	3,166	2,008	401	
27	17,354	83	3,165	957	1,934	163	2,403	3,366	2,891	1,999	393	
28	17,896	93	3,355	1,169	2,019	171	2,500	3,447	2,753	1,968	421	
29	19,512	130	3,796	1,422	2,281	183	2,750	3,763	2,808	1,904	475	
25 - 29	87,746	466	15,457	4,980	10,127	906	12,140	16,952	14,902	9,792	2,024	
30 - 34	100,036	679	20,415	8,516	13,297	515	14,972	19,005	12,399	8,446	1,792	
35 - 39	85,037	748	18,913	8,630	11,448	78	13,825	15,589	9,259	5,359	1,188	
40 - 44	86,885	1,211	20,625	10,376	11,301	68	14,573	16,153	7,779	3,869	930	
45 - 49	97,019	2,346	23,355	13,568	11,548	34	16,035	19,186	6,918	3,157	872	
50 - 54	84,186	3,300	22,746	15,010	8,645	14	9,393	15,993	4,922	3,556	607	
55 - 59	71,491	5,437	21,808	13,781	6,531	9	6,038	11,185	3,267	2,947	488	
60 - 64	56,151	7,462	18,362	10,208	4,524	6	4,390	7,071	1,945	1,779	404	
65+	96,149	27,759	33,742	12,575	4,507	15	4,176	7,925	2,264	1,730	1,456	

(1) Comprising mostly residents of institutions and collective quarters.

Table E5 - Resident population 2 years of age and over by educational attainment, age and sex

Country, Island, Sex and Age (in years)	Total	Educational attainment									
		Nil + pre-primary	Primary		Lower Secondary		Upper Secondary			University degree or equivalent	Not stated (1)
			Std I - VI but not passed CPE	Passed CPE	Forms I - III	Forms I - III Pre- vocational	Forms IV - V but not passed SC	Passed SC or equivalent	Passed HSC or equivalent		
ISLAND OF MAURITIUS											
Male											
Total	578,017	38,467	154,120	47,735	77,828	9,192	77,588	89,962	48,511	26,237	8,377
2	7,060	7,053	-	-	-	-	-	-	-	-	7
3	7,400	7,391	-	-	-	-	-	-	-	-	9
4	7,769	7,761	-	-	-	-	-	-	-	-	8
2 - 4	22,229	22,205	-	-	-	-	-	-	-	-	24
5	8,228	4,598	3,608	-	-	-	-	-	-	-	22
6	8,393	23	8,324	-	-	-	-	-	-	-	46
7	8,666	24	8,595	-	-	-	-	-	-	-	47
8	8,828	11	8,764	-	-	-	-	-	-	-	53
9	8,717	15	8,645	-	-	-	-	-	-	-	57
5 - 9	42,832	4,671	37,936	-	-	-	-	-	-	-	225
10	9,288	14	8,848	286	52	-	-	-	-	-	88
11	9,207	28	5,493	738	2,877	-	-	-	-	-	71
12	8,930	14	1,046	430	6,957	396	-	-	-	-	87
13	8,964	13	159	10	7,849	796	68	-	-	-	69
14	8,981	19	99	13	5,732	789	2,247	-	-	-	82
10 - 14	45,370	88	15,645	1,477	23,467	1,981	2,315	-	-	-	397
15	9,297	17	185	28	2,311	857	5,566	250	-	-	83
16	9,665	23	269	57	1,189	874	5,238	1,834	91	-	90
17	9,776	19	364	68	914	846	3,479	3,709	265	-	112
18	10,073	22	464	113	977	751	2,200	4,265	1,189	-	92
19	10,164	22	595	194	1,117	720	1,742	3,360	2,286	15	113
15 - 19	48,975	103	1,877	460	6,508	4,048	18,225	13,418	3,831	15	490
20	9,806	35	772	197	1,092	605	1,544	2,377	3,045	29	110
21	9,383	26	864	229	1,109	452	1,469	1,958	3,026	100	150
22	9,247	26	1,098	283	1,128	381	1,286	1,805	2,739	311	190
23	8,798	38	1,171	309	1,115	249	1,245	1,609	2,243	550	269
24	8,199	43	1,218	311	1,013	206	1,157	1,560	1,775	688	228
20 - 24	45,433	168	5,123	1,329	5,457	1,893	6,701	9,309	12,828	1,678	947
25	8,100	38	1,274	329	1,036	177	1,161	1,541	1,470	836	238
26	8,464	53	1,417	407	1,083	131	1,181	1,516	1,463	947	266
27	8,711	43	1,652	524	996	126	1,247	1,624	1,281	945	273
28	8,979	52	1,845	572	1,052	129	1,244	1,628	1,199	984	274
29	9,783	60	2,045	697	1,164	137	1,357	1,766	1,282	956	319
25 - 29	44,037	246	8,233	2,529	5,331	700	6,190	8,075	6,695	4,668	1,370
30 - 34	50,524	369	11,242	4,248	6,600	418	7,208	8,960	5,576	4,554	1,349
35 - 39	42,879	364	10,129	3,901	5,545	54	6,958	7,619	4,390	3,087	832
40 - 44	43,929	527	10,564	4,548	5,506	48	7,476	8,184	3,954	2,482	640
45 - 49	48,658	904	11,555	5,647	6,106	22	8,286	9,700	3,693	2,154	591
50 - 54	41,896	950	10,223	6,383	4,683	11	5,339	8,582	2,848	2,489	388
55 - 59	34,923	1,154	9,114	6,180	3,680	6	3,595	6,677	1,981	2,239	297
60 - 64	26,528	1,361	7,563	4,762	2,630	5	2,815	4,545	1,222	1,422	203
65+	39,804	5,357	14,916	6,271	2,315	6	2,480	4,893	1,493	1,449	624

(1) Comprising mostly residents of institutions and collective quarters.

Table E5 - Resident population 2 years of age and over by educational attainment, age and sex

Country, Island, Sex and Age (in years)	Total	Educational attainment									
		Nil + pre-primary	Primary		Lower Secondary		Upper Secondary			University degree or equivalent	Not stated (1)
			Std I - VI but not passed CPE	Passed CPE	Forms I - III	Forms I - III Pre- vocational	Forms IV - V but not passed SC	Passed SC or equivalent	Passed HSC or equivalent		
ISLAND OF MAURITIUS											
Female											
Total	592,636	64,806	158,319	56,158	74,338	3,775	71,217	86,586	53,807	19,003	4,627
2	7,038	7,031	-	-	-	-	-	-	-	-	7
3	7,418	7,411	-	-	-	-	-	-	-	-	7
4	7,478	7,467	-	-	-	-	-	-	-	-	11
2 - 4	21,934	21,909	-	-	-	-	-	-	-	-	25
5	7,766	4,335	3,409	-	-	-	-	-	-	-	22
6	8,370	19	8,323	-	-	-	-	-	-	-	28
7	8,404	5	8,370	-	-	-	-	-	-	-	29
8	8,808	22	8,751	-	-	-	-	-	-	-	35
9	8,648	15	8,603	-	-	-	-	-	-	-	30
5 - 9	41,996	4,396	37,456	-	-	-	-	-	-	-	144
10	9,103	12	8,642	322	81	-	-	-	-	-	46
11	8,911	9	4,911	771	3,176	-	-	-	-	-	44
12	8,690	18	744	406	7,258	212	-	-	-	-	52
13	8,689	9	109	7	8,037	383	95	-	-	-	49
14	9,043	20	60	10	5,864	351	2,683	-	-	-	55
10 - 14	44,436	68	14,466	1,516	24,416	946	2,778	-	-	-	246
15	9,213	11	121	21	2,100	422	6,181	291	-	-	66
16	9,558	25	154	38	1,031	380	5,378	2,365	108	-	79
17	9,692	21	182	49	773	376	2,942	4,888	409	-	52
18	10,205	11	249	98	924	341	1,778	4,823	1,912	1	68
19	9,794	23	346	119	899	285	1,314	3,187	3,543	15	63
15 - 19	48,462	91	1,052	325	5,727	1,804	17,593	15,554	5,972	16	328
20	9,383	17	393	162	949	214	1,203	2,223	4,116	40	66
21	9,256	22	582	186	931	174	1,172	1,835	4,080	214	60
22	8,972	83	667	243	966	130	1,148	1,787	3,205	643	100
23	8,645	19	908	258	937	82	1,049	1,776	2,593	918	105
24	8,030	25	911	293	880	50	1,079	1,587	2,038	1,081	86
20 - 24	44,286	166	3,461	1,142	4,663	650	5,651	9,208	16,032	2,896	417
25	7,964	33	1,034	320	882	48	1,033	1,627	1,814	1,077	96
26	8,456	36	1,416	376	892	33	1,112	1,692	1,703	1,061	135
27	8,643	40	1,513	433	938	37	1,156	1,742	1,610	1,054	120
28	8,917	41	1,510	597	967	42	1,256	1,819	1,554	984	147
29	9,729	70	1,751	725	1,117	46	1,393	1,997	1,526	948	156
25 - 29	43,709	220	7,224	2,451	4,796	206	5,950	8,877	8,207	5,124	654
30 - 34	49,512	310	9,173	4,268	6,697	97	7,764	10,045	6,823	3,892	443
35 - 39	42,158	384	8,784	4,729	5,903	24	6,867	7,970	4,869	2,272	356
40 - 44	42,956	684	10,061	5,828	5,795	20	7,097	7,969	3,825	1,387	290
45 - 49	48,361	1,442	11,800	7,921	5,442	12	7,749	9,486	3,225	1,003	281
50 - 54	42,290	2,350	12,523	8,627	3,962	3	4,054	7,411	2,074	1,067	219
55 - 59	36,568	4,283	12,694	7,601	2,851	3	2,443	4,508	1,286	708	191
60 - 64	29,623	6,101	10,799	5,446	1,894	1	1,575	2,526	723	357	201
65+	56,345	22,402	18,826	6,304	2,192	9	1,696	3,032	771	281	832

(1) Comprising mostly residents of institutions and collective quarters.

Table E5 - Resident population 2 years of age and over by educational attainment, age and sex

Country, Island, Sex and Age (in years)	Total	Educational attainment										
		Nil + pre-primary	Primary		Lower Secondary		Upper Secondary			University degree or equivalent	Not stated (1)	
			Std I - VI but not passed CPE	Passed CPE	Forms I - III	Forms I - III Pre- vocational	Forms IV - V but not passed SC	Passed SC or equivalent	Passed HSC or equivalent			
ISLAND OF RODRIGUES												
Both sexes												
Total	39,027	5,021	16,436	2,614	4,527	1,119	3,056	3,954	1,571	401	328	
2	734	732	-	-	-	-	-	-	-	-	2	
3	820	818	-	-	-	-	-	-	-	-	2	
4	843	837	-	-	-	-	-	-	-	-	6	
2 - 4	2,397	2,387	-	-	-	-	-	-	-	-	10	
5	792	433	354	-	-	-	-	-	-	-	5	
6	872	1	864	-	-	-	-	-	-	-	7	
7	865	2	859	-	-	-	-	-	-	-	4	
8	828	1	820	-	-	-	-	-	-	-	7	
9	830	4	818	-	-	-	-	-	-	-	8	
5 - 9	4,187	441	3,715	-	-	-	-	-	-	-	31	
10	810	3	774	15	3	-	-	-	-	-	15	
11	845	1	556	28	253	-	-	-	-	-	7	
12	751	-	98	23	574	47	-	-	-	-	9	
13	712	2	8	-	589	107	1	-	-	-	5	
14	715	1	22	1	452	113	119	-	-	-	7	
10 - 14	3,833	7	1,458	67	1,871	267	120	-	-	-	43	
15	736	2	21	2	239	100	354	9	-	-	9	
16	772	2	30	4	134	105	398	90	3	-	6	
17	750	2	49	4	101	106	257	214	8	-	9	
18	643	5	40	5	79	97	150	214	43	-	10	
19	670	4	68	9	97	94	93	195	101	-	9	
15 - 19	3,571	15	208	24	650	502	1,252	722	155	-	43	
20	623	4	69	10	77	88	72	160	136	-	7	
21	582	4	93	16	82	54	77	138	109	2	7	
22	627	5	116	12	89	52	63	132	116	8	34	
23	561	8	113	20	73	28	72	140	87	15	5	
24	559	13	135	24	69	12	71	113	100	19	3	
20 - 24	2,952	34	526	82	390	234	355	683	548	44	56	
25	516	10	148	30	53	6	50	131	65	16	7	
26	595	5	154	25	60	9	68	153	84	28	9	
27	697	8	223	32	81	20	79	151	73	25	5	
28	666	13	220	29	63	17	77	153	75	16	3	
29	717	12	281	30	65	15	66	153	73	14	8	
25 - 29	3,191	48	1,026	146	322	67	340	741	370	99	32	
30 - 34	3,393	81	1,555	226	292	47	277	610	191	94	20	
35 - 39	2,760	75	1,351	257	266	-	249	413	83	51	15	
40 - 44	2,501	130	1,185	279	305	2	192	299	62	32	15	
45 - 49	2,322	196	1,184	416	162	-	104	172	61	18	9	
50 - 54	2,151	146	1,184	419	100	-	61	164	38	24	15	
55 - 59	1,563	243	805	257	79	-	44	82	28	17	8	
60 - 64	1,191	280	583	165	49	-	38	39	14	12	11	
65+	3,015	938	1,656	276	41	-	24	29	21	10	20	

(1) Comprising mostly residents of institutions and collective quarters.

Table E5 - Resident population 2 years of age and over by educational attainment, age and sex

Country, Island, Sex and Age (in years)	Total	Educational attainment									
		Nil + pre-primary	Primary		Lower Secondary		Upper Secondary			University degree or equivalent	Not stated (1)
			Std I - VI but not passed CPE	Passed CPE	Forms I - III	Forms I - III Pre- vocational	Forms IV - V but not passed SC	Passed SC or equivalent	Passed HSC or equivalent		
ISLAND OF RODRIGUES											
Male											
Total	19,190	2,335	8,132	1,196	2,189	734	1,377	1,998	753	237	239
2	389	387	-	-	-	-	-	-	-	-	2
3	419	417	-	-	-	-	-	-	-	-	2
4	397	393	-	-	-	-	-	-	-	-	4
2 - 4	1,205	1,197	-	-	-	-	-	-	-	-	8
5	391	213	175	-	-	-	-	-	-	-	3
6	460	1	454	-	-	-	-	-	-	-	5
7	424	-	421	-	-	-	-	-	-	-	3
8	420	1	414	-	-	-	-	-	-	-	5
9	420	2	410	-	-	-	-	-	-	-	8
5 - 9	2,115	217	1,874	-	-	-	-	-	-	-	24
10	411	1	383	12	2	-	-	-	-	-	13
11	433	-	289	19	120	-	-	-	-	-	5
12	368	-	56	10	265	32	-	-	-	-	5
13	355	2	6	-	269	73	-	-	-	-	5
14	365	-	8	-	234	79	41	-	-	-	3
10 - 14	1,932	3	742	41	890	184	41	-	-	-	31
15	339	-	12	2	124	61	131	3	-	-	6
16	377	-	16	3	74	71	173	34	2	-	4
17	380	2	27	3	48	63	135	95	2	-	5
18	311	2	25	4	31	62	73	88	16	-	10
19	333	1	42	7	52	57	46	84	39	-	5
15 - 19	1,740	5	122	19	329	314	558	304	59	-	30
20	302	2	34	4	41	54	29	78	54	-	6
21	295	2	60	7	35	36	27	73	50	1	4
22	303	1	61	6	46	37	22	63	43	2	22
23	263	2	52	6	34	25	30	65	44	2	3
24	275	8	72	13	37	10	29	58	39	6	3
20 - 24	1,438	15	279	36	193	162	137	337	230	11	38
25	261	5	82	15	27	3	20	67	28	8	6
26	299	4	78	7	22	8	30	83	43	17	7
27	336	3	114	17	39	11	31	68	33	16	4
28	324	9	103	12	24	14	32	77	39	12	2
29	332	6	127	11	31	10	32	70	35	6	4
25 - 29	1,552	27	504	62	143	46	145	365	178	59	23
30 - 34	1,658	40	779	108	140	27	114	298	92	44	16
35 - 39	1,362	34	672	83	122	-	125	219	61	33	13
40 - 44	1,221	64	565	90	143	1	107	180	32	28	11
45 - 49	1,142	87	591	175	77	-	44	113	36	11	8
50 - 54	1,100	65	596	204	55	-	37	90	22	21	10
55 - 59	790	100	397	134	48	-	25	50	17	14	5
60 - 64	615	120	305	88	29	-	27	20	10	10	6
65+	1,320	361	706	156	20	-	17	22	16	6	16

(1) Comprising mostly residents of institutions and collective quarters.

Table E5 - Resident population 2 years of age and over by educational attainment, age and sex

Country, Island, Sex and Age (in years)	Total	Educational attainment									
		Nil + pre-primary	Primary		Lower Secondary		Upper Secondary			University degree or equivalent	Not stated (1)
			Std I - VI but not passed CPE	Passed CPE	Forms I - III	Forms I - III Pre- vocational	Forms IV - V but not passed SC	Passed SC or equivalent	Passed HSC or equivalent		
ISLAND OF RODRIGUES											
Female											
Total	19,837	2,686	8,304	1,418	2,338	385	1,679	1,956	818	164	89
2	345	345	-	-	-	-	-	-	-	-	-
3	401	401	-	-	-	-	-	-	-	-	-
4	446	444	-	-	-	-	-	-	-	-	2
2 - 4	1,192	1,190	-	-	-	-	-	-	-	-	2
5	401	220	179	-	-	-	-	-	-	-	2
6	412	-	410	-	-	-	-	-	-	-	2
7	441	2	438	-	-	-	-	-	-	-	1
8	408	-	406	-	-	-	-	-	-	-	2
9	410	2	408	-	-	-	-	-	-	-	-
5 - 9	2,072	224	1,841	-	-	-	-	-	-	-	7
10	399	2	391	3	1	-	-	-	-	-	2
11	412	1	267	9	133	-	-	-	-	-	2
12	383	-	42	13	309	15	-	-	-	-	4
13	357	-	2	-	320	34	1	-	-	-	-
14	350	1	14	1	218	34	78	-	-	-	4
10 - 14	1,901	4	716	26	981	83	79	-	-	-	12
15	397	2	9	-	115	39	223	6	-	-	3
16	395	2	14	1	60	34	225	56	1	-	2
17	370	-	22	1	53	43	122	119	6	-	4
18	332	3	15	1	48	35	77	126	27	-	-
19	337	3	26	2	45	37	47	111	62	-	4
15 - 19	1,831	10	86	5	321	188	694	418	96	-	13
20	321	2	35	6	36	34	43	82	82	-	1
21	287	2	33	9	47	18	50	65	59	1	3
22	324	4	55	6	43	15	41	69	73	6	12
23	298	6	61	14	39	3	42	75	43	13	2
24	284	5	63	11	32	2	42	55	61	13	-
20 - 24	1,514	19	247	46	197	72	218	346	318	33	18
25	255	5	66	15	26	3	30	64	37	8	1
26	296	1	76	18	38	1	38	70	41	11	2
27	361	5	109	15	42	9	48	83	40	9	1
28	342	4	117	17	39	3	45	76	36	4	1
29	385	6	154	19	34	5	34	83	38	8	4
25 - 29	1,639	21	522	84	179	21	195	376	192	40	9
30 - 34	1,735	41	776	118	152	20	163	312	99	50	4
35 - 39	1,398	41	679	174	144	-	124	194	22	18	2
40 - 44	1,280	66	620	189	162	1	85	119	30	4	4
45 - 49	1,180	109	593	241	85	-	60	59	25	7	1
50 - 54	1,051	81	588	215	45	-	24	74	16	3	5
55 - 59	773	143	408	123	31	-	19	32	11	3	3
60 - 64	576	160	278	77	20	-	11	19	4	2	5
65+	1,695	577	950	120	21	-	7	7	5	4	4

(1) Comprising mostly residents of institutions and collective quarters.

Table E6 - Resident population 15 years of age and over with a post-secondary degree(1), by major field of study of highest qualification, age and sex

Country, Island, Sex and Field of study	Total	Age (in years)										
		15 - 19	20 - 24	25 - 29	30 - 34	35 - 39	40 - 44	45 - 49	50 - 54	55 - 59	60 - 64	65+
REPUBLIC OF MAURITIUS												
Both sexes												
All fields of study	45,641	31	4,618	9,891	8,540	5,410	3,901	3,175	3,580	2,964	1,791	1,740
01: Basic programmes	-	-	-	-	-	-	-	-	-	-	-	-
08: Literacy and numeracy	1	-	-	-	-	-	-	-	-	1	-	-
09: Personal development	60	-	1	15	16	11	5	4	4	2	2	-
14: Teacher training & education science.....	1,851	-	32	135	320	295	182	125	256	277	134	95
141: Teacher training (general).....	65	-	1	9	9	9	7	3	6	9	6	6
142: Teacher training with specialisation in non-vocational subject	1,279	-	21	83	249	222	128	77	167	202	78	52
143: Teacher training for teaching practical or vocational subjects	124	-	7	18	15	23	15	11	16	8	7	4
144: Teacher training for teaching pre-school or kindergarten	15	-	1	2	5	1	2	2	2	-	-	-
145: Teacher training for teachers of adult education	2	-	-	-	-	-	-	1	-	1	-	-
146: Teacher training for teaching handicapped persons	4	-	-	-	-	-	-	-	-	2	2	-
147: Teacher training for teacher trainers	-	-	-	-	-	-	-	-	-	-	-	-
148: Education science	313	-	2	19	38	36	23	26	62	52	32	23
149: Other teacher training and education sciences	49	-	-	4	4	4	7	5	3	3	9	10
21: Arts	1,262	1	158	327	248	147	90	65	82	62	46	36
211: Fine arts: drawing, painting and sculpture	422	-	20	85	91	74	32	17	42	31	15	15
212: Music and dance	86	-	3	13	15	5	9	10	7	6	10	8
213: Performing arts	82	-	-	12	20	5	11	13	9	4	5	3
214: Design	342	-	69	110	69	34	19	9	10	11	8	3
215: Audio-visual techniques & media production	317	-	66	106	50	27	17	14	14	9	7	7
216: Craft skills	5	-	-	-	-	-	2	2	-	-	1	-
217: Other fine and applied arts	8	1	-	1	3	2	-	-	-	1	-	-
22: Humanities	4,534	5	463	875	812	441	265	242	377	366	289	399
221: Religion and theology	138	-	2	14	27	12	10	15	15	11	8	24
222: Foreign languages and cultures	2,632	2	232	502	431	215	143	114	260	262	205	266
223: Oriental languages	1,073	1	113	222	251	129	69	75	60	63	47	43
224: Mother tongue	1	-	-	-	1	-	-	-	-	-	-	-
225: History and archeology	262	1	66	65	12	16	11	9	23	12	19	28
226: Philosophy and ethics	199	-	17	36	27	28	19	20	11	8	4	29
227: Other humanities	229	1	33	36	63	41	13	9	8	10	6	9
31: Social and behavioural science.....	2,936	1	348	508	442	345	194	128	291	349	189	141
311: Economics	1,705	1	186	256	225	226	134	80	172	220	121	84
312: Political Science	159	-	28	40	15	5	6	3	10	24	18	10
313: Sociology	463	-	68	72	83	47	18	19	56	60	23	17
314: Demography	9	-	-	1	-	-	1	1	1	2	2	1
315: Psychology	382	-	50	83	85	36	19	15	34	31	17	12
316: Other social and behavioural science	218	-	16	56	34	31	16	10	18	12	8	17
32: Journalism and information	414	-	43	107	84	57	35	20	36	13	10	9
321: Journalism and reporting	331	-	42	103	76	43	21	12	20	6	5	3
322: Library, information, archive	83	-	1	4	8	14	14	8	16	7	5	6

(1) Comprising International Standard Classification of Education (ISCED) levels 5b & 6. See Appendix V for description of codes.

Table E6 - Resident population 15 years of age and over with a post-secondary degree(1), by major field of study of highest qualification, age and sex

Country, Island, Sex and Field of study	Total	Age (in years)										
		15 - 19	20 - 24	25 - 29	30 - 34	35 - 39	40 - 44	45 - 49	50 - 54	55 - 59	60 - 64	65+
REPUBLIC OF MAURITIUS												
323: Other documentation techniques	-	-	-	-	-	-	-	-	-	-	-	-
34: Business and administration	14,136	12	1,646	3,026	2,499	1,921	1,509	1,276	1,037	686	308	216
341: Wholesale and retail sales	741	-	26	77	100	100	74	89	135	99	35	6
342: Marketing and advertising	675	-	66	143	139	124	81	49	38	24	4	7
343: Finance, banking, insurance	2,089	4	392	547	323	234	207	152	112	64	40	14
344: Accounting, auditing and taxation	3,330	4	386	642	580	481	344	303	202	190	95	103
345: Management	4,276	1	623	1,081	773	520	396	350	278	150	65	39
346: Secretarial and office work	68	-	2	3	13	8	7	10	10	6	7	2
347: Business administration	2,496	3	136	475	477	389	344	279	194	114	46	39
348: Public administration (including administrations of institutions)	437	-	6	53	92	63	55	44	68	37	13	6
349: Other courses in business administration	24	-	9	5	2	2	1	-	-	2	3	-
38: Law:	1,584	1	222	352	281	163	126	120	97	77	66	79
381: Law (general, international, labour, etc)	1,551	1	222	347	277	161	123	116	96	72	62	74
382: Qualification to practice as "notaires"	12	-	-	-	2	1	-	3	-	4	2	-
383: Qualification to practice as attorney	21	-	-	5	2	1	3	1	1	2	2	5
42: Life sciences	993	1	70	151	214	112	61	58	131	97	53	45
421: Biology and biochemistry	697	1	64	133	136	74	31	36	85	74	36	27
422: Environmental science	296	-	6	18	78	38	30	22	46	23	17	18
44: Physical sciences	1,315	1	105	214	246	144	97	68	144	118	72	106
441: Physics	460	-	47	90	102	44	31	23	45	33	13	32
442: Chemistry	643	-	45	110	122	79	50	37	69	55	32	44
443: Meteorology and weather forecasting science	12	-	-	-	-	1	-	-	-	2	4	5
444: Oceanography	71	1	12	5	10	8	7	2	10	5	5	6
445: Earth Science	121	-	1	8	10	11	9	6	19	22	16	19
446: Other physical sciences	8	-	-	1	2	1	-	-	1	1	2	-
46: Mathematics and statistics	1,423	-	138	193	252	189	84	80	211	127	75	74
461: Mathematics	1,190	-	111	145	213	161	60	65	189	114	66	66
462: Statistics and actuarial science	233	-	27	48	39	28	24	15	22	13	9	8
48: Computing	4,486	2	451	1,702	1,205	480	289	196	81	48	18	14
481: Computer science	4,369	2	439	1,667	1,179	459	279	186	79	47	18	14
482: Computer use	117	-	12	35	26	21	10	10	2	1	-	-
52: Engineering and engineering trades	2,972	1	311	684	643	325	268	191	172	166	100	111
521: Mechanical Engineering	504	-	45	111	106	60	44	35	34	36	20	13
522: Mechanics and metal work	19	-	2	4	-	3	4	2	2	-	2	-
523: Electrical Engineering	351	-	34	68	54	38	41	23	20	28	15	30
524: Electricity and energy	79	-	7	18	20	6	7	4	9	3	4	1
525: Computer engineering (incl. hardware)	232	-	25	86	66	23	16	11	5	-	-	-
526: Electronics and automation	613	-	65	165	155	71	50	32	35	18	9	13
527: Chemical and process	351	-	73	110	68	20	18	18	19	12	7	6
528: Motor vehicles, ships and aircraft	176	1	12	20	30	26	26	15	10	20	10	6
529: Other engineering courses	647	-	48	102	144	78	62	51	38	49	33	42
54: Manufacturing and processing	415	-	55	123	115	49	23	26	13	4	4	3
541: Food and drink processing	222	-	49	80	53	14	8	6	6	2	2	2
542: Textiles, clothes, footwear, leather	188	-	6	41	61	35	15	18	7	2	2	1
543: Materials (wood, paper, plastics, glass)	5	-	-	2	1	-	-	2	-	-	-	-
544: Mining and extraction	-	-	-	-	-	-	-	-	-	-	-	-
58: Architecture and building	1,197	2	87	222	204	157	144	80	94	101	46	60
581: Architecture and town planning	286	-	15	43	36	36	37	24	29	25	19	22
582: Civil and building engineering	911	2	72	179	168	121	107	56	65	76	27	38

(1) Comprising International Standard Classification of Education (ISCED) levels 5b & 6. See Appendix V for description of codes.

Table E6 - Resident population 15 years of age and over with a post-secondary degree(1), by major field of study of highest qualification, age and sex

Country, Island, Sex and Field of study	Total	Age (in years)										
		15 - 19	20 - 24	25 - 29	30 - 34	35 - 39	40 - 44	45 - 49	50 - 54	55 - 59	60 - 64	65+
REPUBLIC OF MAURITIUS												
583: Other architecture courses	-	-	-	-	-	-	-	-	-	-	-	-
62: Agriculture, forestry & fishery	748	-	85	110	153	85	54	34	45	67	68	47
621: Agriculture	685	-	80	102	137	74	53	31	41	63	61	43
622: Horticulture	33	-	-	4	12	9	1	3	1	1	1	1
623: Forestry	7	-	-	-	1	2	-	-	1	-	1	2
624: Fisheries	22	-	5	4	2	-	-	-	2	3	5	1
625: Other agriculture, forestry and fishery courses	1	-	-	-	1	-	-	-	-	-	-	-
64: Veterinary	63	-	-	9	10	3	3	3	4	12	13	6
72: Health	3,219	1	169	726	477	192	229	281	342	298	245	259
721: Medicine	2,113	1	95	508	343	103	135	141	209	201	181	196
722: Nursing and caring	225	-	2	28	10	17	30	53	29	18	20	18
723: Dental services	244	-	17	60	36	13	8	23	40	23	12	12
724: Medical diagnostic and treatment technology	82	-	2	6	13	5	9	12	12	14	2	7
725: Therapy and rehabilitation	166	-	26	46	18	17	9	10	11	9	9	11
726: Pharmacy	322	-	17	67	45	33	37	41	33	27	11	11
727: Nutrition and dietetics	32	-	9	8	5	3	1	-	3	1	-	2
728: Public health services	35	-	1	3	7	1	-	1	5	5	10	2
76: Social services	275	-	13	30	37	55	30	29	36	27	13	5
761: Child care and youth services	13	-	-	1	1	-	3	4	2	1	-	1
762: Social work and counseling	260	-	12	29	36	55	27	25	34	26	12	4
763: Care of the old and disabled	2	-	1	-	-	-	-	-	-	-	1	-
81: Personal services	974	2	178	308	182	83	60	47	58	31	12	13
811: Hotel, restaurant and catering	154	-	16	33	32	23	11	13	15	4	4	3
812: Travel, tourism and leisure	689	2	158	260	132	39	32	20	22	13	5	6
813: Sports	39	-	1	6	9	9	4	3	4	3	-	-
814: Domestic services	70	-	3	7	8	6	8	6	17	9	3	3
815: Hair and beauty services	22	-	-	2	1	6	5	5	-	2	-	1
816: Other personal services	-	-	-	-	-	-	-	-	-	-	-	-
84: Transport services	166	-	7	18	19	24	25	17	28	13	10	5
85: Environmental protection	221	-	29	40	44	24	16	24	17	9	10	8
851: Environmental protection technology	73	-	-	11	24	8	7	7	6	1	5	4
852: Natural environments and wildlife	1	-	-	-	-	-	-	-	1	-	-	-
853: Community sanitation services	4	-	1	-	1	-	1	-	-	-	1	-
854: Labour protection and security	143	-	28	29	19	16	8	17	10	8	4	4
86: Security services	324	-	1	6	23	98	107	57	16	8	5	3
861: Protection of persons and property	313	-	1	6	23	97	105	57	15	6	2	1
862: Military and defence	11	-	-	-	-	1	2	-	1	2	3	2
99: Fields of education not known or unspecified	72	1	6	10	14	10	5	4	8	5	3	6
Male												
All fields of study	26,474	15	1,689	4,727	4,598	3,120	2,510	2,165	2,510	2,253	1,432	1,455
01: Basic programmes	-	-	-	-	-	-	-	-	-	-	-	-
08: Literacy and numeracy	1	-	-	-	-	-	-	-	-	1	-	-
09: Personal development	16	-	-	1	2	3	3	3	1	2	1	-
14: Teacher training & education science.....	903	-	10	43	107	126	80	56	138	189	85	69

(1) Comprising International Standard Classification of Education (ISCED) levels 5b & 6. See Appendix V for description of codes.

Table E6 - Resident population 15 years of age and over with a post-secondary degree(1), by major field of study of highest qualification, age and sex

Country, Island, Sex and Field of study	Total	Age (in years)											
		15 - 19	20 - 24	25 - 29	30 - 34	35 - 39	40 - 44	45 - 49	50 - 54	55 - 59	60 - 64	65+	
REPUBLIC OF MAURITIUS													
141: Teacher training (general).....	19	-	-	1	2	3	2	-	1	5	2	3	
142: Teacher training with specialisation in non-vocational subject	640	-	4	21	85	94	62	37	100	143	52	42	
143: Teacher training for teaching practical or vocational subjects	95	-	5	17	11	15	6	6	16	8	7	4	
144: Teacher training for teaching pre-school or kindergarten	-	-	-	-	-	-	-	-	-	-	-	-	
145: Teacher training for teachers of adult education	1	-	-	-	-	-	-	-	-	1	-	-	
146: Teacher training for teaching handicapped persons	2	-	-	-	-	-	-	-	-	1	1	-	
147: Teacher training for teacher trainers	-	-	-	-	-	-	-	-	-	-	-	-	
148: Education science	120	-	1	3	7	12	6	9	19	30	17	16	
149: Other teacher training and education sciences	26	-	-	1	2	2	4	4	2	1	6	4	
21: Arts	614	-	76	146	114	61	54	37	42	29	30	25	
211: Fine arts: drawing, painting and sculpture	161	-	4	27	37	23	17	4	17	13	8	11	
212: Music and dance	47	-	2	8	4	4	5	5	3	3	7	6	
213: Performing arts	35	-	-	4	4	3	4	7	6	2	4	1	
214: Design	128	-	20	31	30	13	12	6	6	5	3	2	
215: Audio-visual techniques & media production	236	-	50	76	37	18	15	13	10	5	7	5	
216: Craft skills	4	-	-	-	-	-	1	2	-	-	1	-	
217: Other fine and applied arts	3	-	-	-	2	-	-	-	-	1	-	-	
22: Humanities	1,467	2	55	143	162	127	88	99	157	189	165	280	
221: Religion and theology	104	-	-	6	17	11	8	13	11	8	6	24	
222: Foreign languages and cultures	811	1	26	67	74	54	42	31	100	133	116	167	
223: Oriental languages	322	-	16	49	54	38	21	33	24	30	23	34	
224: Mother tongue	-	-	-	-	-	-	-	-	-	-	-	-	
225: History and archeology	92	1	9	8	4	7	4	2	12	8	15	22	
226: Philosophy and ethics	95	-	3	9	4	9	11	16	7	5	4	27	
227: Other humanities	43	-	1	4	9	8	2	4	3	5	1	6	
31: Social and behavioural science.....	1,493	1	90	193	177	163	98	66	175	252	160	118	
311: Economics	1,049	1	64	121	124	126	79	52	121	171	110	80	
312: Political Science	77	-	9	18	6	-	2	1	4	19	12	6	
313: Sociology	149	-	8	15	17	12	6	4	26	36	17	8	
314: Demography	7	-	-	1	-	-	-	1	1	1	2	1	
315: Psychology	113	-	5	22	16	13	5	2	13	15	13	9	
316: Other social and behavioural science	98	-	4	16	14	12	6	6	10	10	6	14	
32: Journalism and information	170	-	4	37	37	22	9	14	26	6	8	7	
321: Journalism and reporting	135	-	3	35	36	18	7	9	17	4	3	3	
322: Library, information, archive	35	-	1	2	1	4	2	5	9	2	5	4	
323: Other documentation techniques	-	-	-	-	-	-	-	-	-	-	-	-	
34: Business and administration	8,142	5	573	1,343	1,363	1,134	969	906	816	566	271	196	
341: Wholesale and retail sales	506	-	12	34	52	50	48	73	119	83	30	5	
342: Marketing and advertising.....	399	-	20	70	85	77	50	37	28	21	4	7	
343: Finance, banking, insurance	1,160	2	123	244	192	149	143	112	94	53	35	13	
344: Accounting, auditing and taxation	2,062	1	156	316	325	295	232	229	164	164	86	94	
345: Management	2,254	-	199	455	414	295	248	225	207	117	57	37	
346: Secretarial and office work	26	-	-	1	3	3	1	3	7	2	5	1	
347: Business administration	1,497	2	54	201	263	237	216	205	146	100	39	34	

(1) Comprising International Standard Classification of Education (ISCED) levels 5b & 6. See Appendix V for description of codes.

Table E6 - Resident population 15 years of age and over with a post-secondary degree(1), by major field of study of highest qualification, age and sex

Country, Island, Sex and Field of study	Total	Age (in years)										
		15 - 19	20 - 24	25 - 29	30 - 34	35 - 39	40 - 44	45 - 49	50 - 54	55 - 59	60 - 64	65+
REPUBLIC OF MAURITIUS												
348: Public administration (including administrations of institutions)	218	-	1	18	28	26	30	22	51	25	12	5
349: Other courses in business administration	20	-	8	4	1	2	1	-	-	1	3	-
38: Law:	882	-	64	160	125	95	87	87	77	55	57	75
381: Law (general, international, labour, etc)	860	-	64	157	125	94	86	85	76	50	53	70
382: Qualification to practice as "notaires"	8	-	-	-	-	-	-	2	-	4	2	-
383: Qualification to practice as attorney	14	-	-	3	-	1	1	-	1	1	2	5
cd\ Life sciences	519	1	18	38	98	54	32	28	85	80	48	37
421: Biology and biochemistry	338	1	17	35	61	34	13	16	47	58	34	22
422: Environmental science	181	-	1	3	37	20	19	12	38	22	14	15
44: Physical sciences	846	1	39	90	146	93	61	53	112	98	60	93
441: Physics	344	-	26	48	73	34	27	21	40	31	12	32
442: Chemistry	370	-	8	36	58	48	26	26	51	48	30	39
443: Meteorology and weather forecasting science	11	-	-	-	-	-	-	-	-	2	4	5
444: Oceanography	49	1	5	3	6	5	4	2	8	5	4	6
445: Earth Science	67	-	-	3	7	5	4	4	13	12	8	11
446: Other physical sciences	5	-	-	-	2	1	-	-	-	-	2	-
46: Mathematics and statistics	852	-	49	85	114	117	54	51	149	108	61	64
461: Mathematics	724	-	38	64	90	105	39	42	137	97	54	58
462: Statistics and actuarial science	128	-	11	21	24	12	15	9	12	11	7	6
48: Computing	2,946	1	257	1,052	814	316	225	150	65	39	16	11
481: Computer science	2,862	1	251	1,025	801	299	216	141	63	38	16	11
482: Computer use	84	-	6	27	13	17	9	9	2	1	-	-
52: Engineering and engineering trades	2,515	1	196	529	553	283	247	174	166	162	95	109
521: Mechanical Engineering	486	-	41	105	101	58	43	35	34	36	20	13
522: Mechanics and metal work	16	-	-	4	-	3	4	2	2	-	1	-
523: Electrical Engineering	316	-	24	58	48	37	38	20	20	28	14	29
524: Electricity and energy	70	-	5	13	18	6	7	4	9	3	4	1
525: Computer engineering (incl. hardware)	171	-	17	65	46	17	13	9	4	-	-	-
526: Electronics and automation	538	-	44	140	143	61	46	30	35	18	9	12
527: Chemical and process	190	-	26	44	44	11	13	14	16	10	6	6
528: Motor vehicles, ships and aircraft	166	1	10	19	26	25	26	14	10	19	10	6
529: Other engineering courses	562	-	29	81	127	65	57	46	36	48	31	42
54: Manufacturing and processing	157	-	6	25	51	28	11	21	7	2	3	3
541: Food and drink processing	46	-	4	7	18	5	2	4	2	1	1	2
542: Textiles, clothes, footwear, leather	106	-	2	16	32	23	9	15	5	1	2	1
543: Materials (wood, paper, plastics, glass)	5	-	-	2	1	-	-	2	-	-	-	-
544: Mining and extraction	-	-	-	-	-	-	-	-	-	-	-	-
58: Architecture and building	1,067	2	73	187	177	133	135	68	89	99	45	59
581: Architecture and town planning	233	-	7	33	31	26	34	15	24	24	18	21
582: Civil and building engineering	834	2	66	154	146	107	101	53	65	75	27	38
583: Other architecture courses	-	-	-	-	-	-	-	-	-	-	-	-
62: Agriculture, forestry & fishery	489	-	22	56	84	56	37	25	36	65	64	44
621: Agriculture	454	-	19	52	78	50	37	24	34	62	58	40
622: Horticulture	13	-	-	2	3	5	-	1	-	1	-	1
623: Forestry	5	-	-	-	-	1	-	-	1	-	1	2
624: Fisheries	16	-	3	2	2	-	-	-	1	2	5	1
625: Other agriculture, forestry and fishery courses	1	-	-	-	1	-	-	-	-	-	-	-

(1) Comprising International Standard Classification of Education (ISCED) levels 5b & 6. See Appendix V for description of codes.

Table E6 - Resident population 15 years of age and over with a post-secondary degree(1), by major field of study of highest qualification, age and sex

Country, Island, Sex and Field of study	Total	Age (in years)										
		15 - 19	20 - 24	25 - 29	30 - 34	35 - 39	40 - 44	45 - 49	50 - 54	55 - 59	60 - 64	65+
REPUBLIC OF MAURITIUS												
64: Veterinary	49	-	-	6	4	2	3	1	3	11	13	6
72: Health	2,097	-	67	387	290	117	138	193	242	227	208	228
721: Medicine	1,469	-	47	286	219	66	90	106	157	161	161	176
722: Nursing and caring	113	-	1	13	4	9	18	29	11	5	12	11
723: Dental services	161	-	6	34	20	11	4	15	30	21	9	11
724: Medical diagnostic and treatment technology	66	-	1	5	12	3	5	11	10	10	2	7
725: Therapy and rehabilitation	80	-	6	20	4	8	4	7	6	8	7	10
726: Pharmacy	182	-	5	28	28	19	17	25	23	19	9	9
727: Nutrition and dietetics	4	-	-	1	-	-	-	-	1	-	-	2
728: Public health services	22	-	1	-	3	1	-	-	4	3	8	2
76: Social services	136	-	2	10	6	21	18	15	29	21	10	4
761: Child care and youth services	4	-	-	-	-	-	1	-	1	1	-	1
762: Social work and counseling	131	-	2	10	6	21	17	15	28	20	9	3
763: Care of the old and disabled	1	-	-	-	-	-	-	-	-	-	1	-
81: Personal services	498	1	72	151	106	48	25	27	33	20	7	8
811: Hotel, restaurant and catering	113	-	11	23	25	14	7	9	14	4	3	3
812: Travel, tourism and leisure	347	1	60	124	73	24	16	15	15	12	4	3
813: Sports	30	-	1	4	7	8	1	2	4	3	-	-
814: Domestic services	2	-	-	-	-	-	1	-	-	-	-	1
815: Hair and beauty services	6	-	-	-	1	2	-	1	-	1	-	1
816: Other personal services	-	-	-	-	-	-	-	-	-	-	-	-
84: Transport services	155	-	6	16	18	19	24	17	28	13	9	5
85: Environmental protection	135	-	7	21	22	18	12	18	14	8	9	6
851: Environmental protection technology	38	-	-	2	8	5	3	5	5	1	5	4
852: Natural environments and wildlife	1	-	-	-	-	-	-	-	1	-	-	-
853: Community sanitation services	4	-	1	-	1	-	1	-	-	-	1	-
854: Labour protection and security	92	-	6	19	13	13	8	13	8	7	3	2
86: Security services	287	-	-	6	20	80	96	54	16	8	4	3
861: Protection of persons and property	276	-	-	6	20	79	94	54	15	6	1	1
862: Military and defence	11	-	-	-	-	1	2	-	1	2	3	2
99: Fields of education not known or unspecified	38	-	3	2	8	4	4	2	4	3	3	5
Female												
All fields of study	19,167	16	2,929	5,164	3,942	2,290	1,391	1,010	1,070	711	359	285
01: Basic programmes	-	-	-	-	-	-	-	-	-	-	-	-
08: Literacy and numeracy	-	-	-	-	-	-	-	-	-	-	-	-
09: Personal development	44	-	1	14	14	8	2	1	3	-	1	-
14: Teacher training & education science	948	-	22	92	213	169	102	69	118	88	49	26
141: Teacher training (general)	46	-	1	8	7	6	5	3	5	4	4	3
142: Teacher training with specialisation in non-vocational subject	639	-	17	62	164	128	66	40	67	59	26	10
143: Teacher training for teaching practical or vocational subjects	29	-	2	1	4	8	9	5	-	-	-	-
144: Teacher training for teaching pre-school or kindergarten	15	-	1	2	5	1	2	2	2	-	-	-
145: Teacher training for teachers of adult education	1	-	-	-	-	-	-	1	-	-	-	-

(1) Comprising International Standard Classification of Education (ISCED) levels 5b & 6. See Appendix V for description of codes.

Table E6 - Resident population 15 years of age and over with a post-secondary degree(1), by major field of study of highest qualification, age and sex

Country, Island, Sex and Field of study	Total	Age (in years)										
		15 - 19	20 - 24	25 - 29	30 - 34	35 - 39	40 - 44	45 - 49	50 - 54	55 - 59	60 - 64	65+
REPUBLIC OF MAURITIUS												
146: Teacher training for teaching handicapped persons	2	-	-	-	-	-	-	-	-	1	1	-
147: Teacher training for teacher trainers	-	-	-	-	-	-	-	-	-	-	-	-
148: Education science	193	-	1	16	31	24	17	17	43	22	15	7
149: Other teacher training and education sciences	23	-	-	3	2	2	3	1	1	2	3	6
21: Arts	648	1	82	181	134	86	36	28	40	33	16	11
211: Fine arts: drawing, painting and sculpture	261	-	16	58	54	51	15	13	25	18	7	4
212: Music and dance	39	-	1	5	11	1	4	5	4	3	3	2
213: Performing arts	47	-	-	8	16	2	7	6	3	2	1	2
214: Design	214	-	49	79	39	21	7	3	4	6	5	1
215: Audio-visual techniques & media production	81	-	16	30	13	9	2	1	4	4	-	2
216: Craft skills	1	-	-	-	-	-	1	-	-	-	-	-
217: Other fine and applied arts	5	1	-	1	1	2	-	-	-	-	-	-
22: Humanities	3,067	3	408	732	650	314	177	143	220	177	124	119
221: Religion and theology	34	-	2	8	10	1	2	2	4	3	2	-
222: Foreign languages and cultures	1,821	1	206	435	357	161	101	83	160	129	89	99
223: Oriental languages	751	1	97	173	197	91	48	42	36	33	24	9
224: Mother tongue	1	-	-	-	1	-	-	-	-	-	-	-
225: History and archeology	170	-	57	57	8	9	7	7	11	4	4	6
226: Philosophy and ethics	104	-	14	27	23	19	8	4	4	3	-	2
227: Other humanities	186	1	32	32	54	33	11	5	5	5	5	3
31: Social and behavioural science	1,443	-	258	315	265	182	96	62	116	97	29	23
311: Economics	656	-	122	135	101	100	55	28	51	49	11	4
312: Political Science	82	-	19	22	9	5	4	2	6	5	6	4
313: Sociology	314	-	60	57	66	35	12	15	30	24	6	9
314: Demography	2	-	-	-	-	-	1	-	-	1	-	-
315: Psychology	269	-	45	61	69	23	14	13	21	16	4	3
316: Other social and behavioural science	120	-	12	40	20	19	10	4	8	2	2	3
32: Journalism and information	244	-	39	70	47	35	26	6	10	7	2	2
321: Journalism and reporting	196	-	39	68	40	25	14	3	3	2	2	-
322: Library, information, archive	48	-	-	2	7	10	12	3	7	5	-	2
323: Other documentation techniques	-	-	-	-	-	-	-	-	-	-	-	-
34: Business and administration	5,994	7	1,073	1,683	1,136	787	540	370	221	120	37	20
341: Wholesale and retail sales	235	-	14	43	48	50	26	16	16	16	5	1
342: Marketing and advertising	276	-	46	73	54	47	31	12	10	3	-	-
343: Finance, banking, insurance	929	2	269	303	131	85	64	40	18	11	5	1
344: Accounting, auditing and taxation	1,268	3	230	326	255	186	112	74	38	26	9	9
345: Management	2,022	1	424	626	359	225	148	125	71	33	8	2
346: Secretarial and office work	42	-	2	2	10	5	6	7	3	4	2	1
347: Business administration	999	1	82	274	214	152	128	74	48	14	7	5
348: Public administration (including administrations of institutions)	219	-	5	35	64	37	25	22	17	12	1	1
349: Other courses in business administration	4	-	1	1	1	-	-	-	-	1	-	-
38: Law	702	1	158	192	156	68	39	33	20	22	9	4
381: Law (general, international, labour, etc)	691	1	158	190	152	67	37	31	20	22	9	4
382: Qualification to practice as "notaires"	4	-	-	-	2	1	-	1	-	-	-	-
383: Qualification to practice as attorney	7	-	-	2	2	-	2	1	-	-	-	-
42: Life sciences	474	-	52	113	116	58	29	30	46	17	5	8
421: Biology and biochemistry	359	-	47	98	75	40	18	20	38	16	2	5

(1) Comprising International Standard Classification of Education (ISCED) levels 5b & 6. See Appendix V for description of codes.

Table E6 - Resident population 15 years of age and over with a post-secondary degree(1), by major field of study of highest qualification, age and sex

Country, Island, Sex and Field of study	Total	Age (in years)											
		15 - 19	20 - 24	25 - 29	30 - 34	35 - 39	40 - 44	45 - 49	50 - 54	55 - 59	60 - 64	65+	
REPUBLIC OF MAURITIUS													
727: Nutrition and dietetics	28	-	9	7	5	3	1	-	2	1	-	-	
728: Public health services	13	-	-	3	4	-	-	1	1	2	2	-	
76: Social services	139	-	11	20	31	34	12	14	7	6	3	1	
761: Child care and youth services	9	-	-	1	1	-	2	4	1	-	-	-	
762: Social work and counseling	129	-	10	19	30	34	10	10	6	6	3	1	
763: Care of the old and disabled	1	-	1	-	-	-	-	-	-	-	-	-	
81: Personal services	476	1	106	157	76	35	35	20	25	11	5	5	
811: Hotel, restaurant and catering	41	-	5	10	7	9	4	4	1	-	1	-	
812: Travel, tourism and leisure	342	1	98	136	59	15	16	5	7	1	1	3	
813: Sports	9	-	-	2	2	1	3	1	-	-	-	-	
814: Domestic services	68	-	3	7	8	6	7	6	17	9	3	2	
815: Hair and beauty services	16	-	-	2	-	4	5	4	-	1	-	-	
816: Other personal services	-	-	-	-	-	-	-	-	-	-	-	-	
84: Transport services	11	-	1	2	1	5	1	-	-	-	1	-	
85: Environmental protection	86	-	22	19	22	6	4	6	3	1	1	2	
851: Environmental protection technology	35	-	-	9	16	3	4	2	1	-	-	-	
852: Natural environments and wildlife	-	-	-	-	-	-	-	-	-	-	-	-	
853: Community sanitation services	-	-	-	-	-	-	-	-	-	-	-	-	
854: Labour protection and security	51	-	22	10	6	3	-	4	2	1	1	2	
86: Security services	37	-	1	-	3	18	11	3	-	-	1	-	
861: Protection of persons and property	37	-	1	-	3	18	11	3	-	-	1	-	
862: Military and defence	-	-	-	-	-	-	-	-	-	-	-	-	
99: Fields of education not known or unspecified .	34	1	3	8	6	6	1	2	4	2	-	1	

(1) Comprising International Standard Classification of Education (ISCED) levels 5b & 6. See Appendix V for description of codes.

Table E6 - Resident population 15 years of age and over with a post-secondary degree(1), by major field of study of highest qualification, age and sex

Country, Island, Sex and Field of study	Total	Age (in years)										
		15 - 19	20 - 24	25 - 29	30 - 34	35 - 39	40 - 44	45 - 49	50 - 54	55 - 59	60 - 64	65+
ISLAND OF MAURITIUS												
Both sexes												
All fields of study	45,240	31	4,574	9,792	8,446	5,359	3,869	3,157	3,556	2,947	1,779	1,730
01: Basic programmes	-	-	-	-	-	-	-	-	-	-	-	-
08: Literacy and numeracy	1	-	-	-	-	-	-	-	-	1	-	-
09: Personal development	60	-	1	15	16	11	5	4	4	2	2	-
14: Teacher training & education science.....	1,819	-	32	131	315	284	178	124	255	271	134	95
141: Teacher training (general).....	64	-	1	8	9	9	7	3	6	9	6	6
142: Teacher training with specialisation in non-vocational subject	1,255	-	21	81	245	214	124	77	167	196	78	52
143: Teacher training for teaching practical or vocational subjects	120	-	7	18	14	22	15	10	15	8	7	4
144: Teacher training for teaching pre-school or kindergarten	15	-	1	2	5	1	2	2	2	-	-	-
145: Teacher training for teachers of adult education	2	-	-	-	-	-	-	1	-	1	-	-
146: Teacher training for teaching handicapped persons	4	-	-	-	-	-	-	-	-	2	2	-
147: Teacher training for teacher trainers	-	-	-	-	-	-	-	-	-	-	-	-
148: Education science	311	-	2	18	38	35	23	26	62	52	32	23
149: Other teacher training and education sciences	48	-	-	4	4	3	7	5	3	3	9	10
21: Arts	1,254	1	157	323	246	147	89	65	82	62	46	36
211: Fine arts: drawing, painting and sculpture	418	-	20	83	90	74	31	17	42	31	15	15
212: Music and dance	86	-	3	13	15	5	9	10	7	6	10	8
213: Performing arts	82	-	-	12	20	5	11	13	9	4	5	3
214: Design	340	-	69	108	69	34	19	9	10	11	8	3
215: Audio-visual techniques & media production	316	-	65	106	50	27	17	14	14	9	7	7
216: Craft skills	5	-	-	-	-	-	2	2	-	-	1	-
217: Other fine and applied arts	7	1	-	1	2	2	-	-	-	1	-	-
22: Humanities	4,486	5	456	861	801	436	263	241	375	364	289	395
221: Religion and theology	136	-	2	14	27	12	9	15	14	11	8	24
222: Foreign languages and cultures	2,596	2	226	491	424	211	142	113	259	260	205	263
223: Oriental languages	1,073	1	113	222	251	129	69	75	60	63	47	43
224: Mother tongue	1	-	-	-	1	-	-	-	-	-	-	-
225: History and archeology	261	1	66	64	12	16	11	9	23	12	19	28
226: Philosophy and ethics	198	-	17	36	27	28	19	20	11	8	4	28
227: Other humanities	221	1	32	34	59	40	13	9	8	10	6	9
31: Social and behavioural science.....	2,907	1	344	500	439	342	194	128	288	346	186	139
311: Economics	1,691	1	184	253	225	224	134	80	170	217	121	82
312: Political Science	159	-	28	40	15	5	6	3	10	24	18	10
313: Sociology	455	-	66	72	81	46	18	19	56	60	20	17
314: Demography	9	-	-	1	-	-	1	1	1	2	2	1
315: Psychology	380	-	50	82	84	36	19	15	34	31	17	12
316: Other social and behavioural science	213	-	16	52	34	31	16	10	17	12	8	17
32: Journalism and information	410	-	43	107	82	57	34	20	36	12	10	9
321: Journalism and reporting	330	-	42	103	76	43	20	12	20	6	5	3
322: Library, information, archive	80	-	1	4	6	14	14	8	16	6	5	6

(1) Comprising International Standard Classification of Education (ISCED) levels 5b & 6. See Appendix V for description of codes.

Table E6 - Resident population 15 years of age and over with a post-secondary degree(1), by major field of study of highest qualification, age and sex

Country, Island, Sex and Field of study	Total	Age (in years)										
		15 - 19	20 - 24	25 - 29	30 - 34	35 - 39	40 - 44	45 - 49	50 - 54	55 - 59	60 - 64	65+
ISLAND OF MAURITIUS												
323: Other documentation techniques	-	-	-	-	-	-	-	-	-	-	-	-
34: Business and administration	14,022	12	1,627	2,995	2,472	1,909	1,500	1,270	1,031	684	307	215
341: Wholesale and retail sales	735	-	25	77	98	99	74	89	133	99	35	6
342: Marketing and advertising	672	-	66	142	139	124	80	49	38	24	3	7
343: Finance, banking, insurance	2,083	4	391	545	322	233	206	152	112	64	40	14
344: Accounting, auditing and taxation	3,317	4	386	635	578	481	343	302	202	189	95	102
345: Management	4,224	1	613	1,068	760	512	395	345	276	150	65	39
346: Secretarial and office work	67	-	2	3	13	8	7	10	9	6	7	2
347: Business administration	2,465	3	129	467	468	388	340	279	193	113	46	39
348: Public administration (including administrations of institutions)	435	-	6	53	92	62	54	44	68	37	13	6
349: Other courses in business administration	24	-	9	5	2	2	1	-	-	2	3	-
38: Law	1,576	1	222	351	281	160	126	117	96	77	66	79
381: Law (general, international, labour, etc)	1,543	1	222	346	277	158	123	113	95	72	62	74
382: Qualification to practice as "notaires"	12	-	-	-	2	1	-	3	-	4	2	-
383: Qualification to practice as attorney	21	-	-	5	2	1	3	1	1	2	2	5
42: Life sciences	981	1	69	147	211	110	59	58	131	97	53	45
421: Biology and biochemistry	687	1	63	129	134	73	29	36	85	74	36	27
422: Environmental science	294	-	6	18	77	37	30	22	46	23	17	18
44: Physical sciences	1,296	1	104	209	241	143	94	68	143	117	72	104
441: Physics	452	-	46	87	99	43	31	23	45	33	13	32
442: Chemistry	636	-	45	109	121	79	48	37	68	54	32	43
443: Meteorology and weather forecasting science	12	-	-	-	-	1	-	-	-	2	4	5
444: Oceanography	68	1	12	4	9	8	6	2	10	5	5	6
445: Earth Science	120	-	1	8	10	11	9	6	19	22	16	18
446: Other physical sciences	8	-	-	1	2	1	-	-	1	1	2	-
46: Mathematics and statistics	1,411	-	136	192	247	186	84	80	210	127	75	74
461: Mathematics	1,178	-	109	144	208	158	60	65	188	114	66	66
462: Statistics and actuarial science	233	-	27	48	39	28	24	15	22	13	9	8
48: Computing	4,469	2	449	1,695	1,201	477	288	196	81	48	18	14
481: Computer science	4,352	2	437	1,660	1,175	456	278	186	79	47	18	14
482: Computer use	117	-	12	35	26	21	10	10	2	1	-	-
52: Engineering and engineering trades	2,956	1	308	680	638	325	267	190	171	166	99	111
521: Mechanical Engineering	501	-	45	110	104	60	44	35	34	36	20	13
522: Mechanics and metal work	18	-	2	4	-	3	3	2	2	-	2	-
523: Electrical Engineering	347	-	33	67	54	38	41	22	19	28	15	30
524: Electricity and energy	79	-	7	18	20	6	7	4	9	3	4	1
525: Computer engineering (incl. hardware)	232	-	25	86	66	23	16	11	5	-	-	-
526: Electronics and automation	612	-	65	165	154	71	50	32	35	18	9	13
527: Chemical and process	347	-	71	109	67	20	18	18	19	12	7	6
528: Motor vehicles, ships and aircraft	176	1	12	20	30	26	26	15	10	20	10	6
529: Other engineering courses	644	-	48	101	143	78	62	51	38	49	32	42
54: Manufacturing and processing	409	-	54	121	113	49	23	26	12	4	4	3
541: Food and drink processing	216	-	48	78	51	14	8	6	5	2	2	2
542: Textiles, clothes, footwear, leather	188	-	6	41	61	35	15	18	7	2	2	1
543: Materials (wood, paper, plastics, glass)	5	-	-	2	1	-	-	2	-	-	-	-
544: Mining and extraction	-	-	-	-	-	-	-	-	-	-	-	-
58: Architecture and building	1,182	2	87	220	200	154	140	79	94	101	45	60
581: Architecture and town planning	281	-	15	43	36	33	36	24	29	25	18	22
582: Civil and building engineering	901	2	72	177	164	121	104	55	65	76	27	38

(1) Comprising International Standard Classification of Education (ISCED) levels 5b & 6. See Appendix V for description of codes.

Table E6 - Resident population 15 years of age and over with a post-secondary degree(1), by major field of study of highest qualification, age and sex

Country, Island, Sex and Field of study	Total	Age (in years)										
		15 - 19	20 - 24	25 - 29	30 - 34	35 - 39	40 - 44	45 - 49	50 - 54	55 - 59	60 - 64	65+
ISLAND OF MAURITIUS												
583: Other architecture courses	-	-	-	-	-	-	-	-	-	-	-	-
62: Agriculture, forestry & fishery	737	-	85	108	148	84	53	33	44	67	68	47
621: Agriculture	676	-	80	100	134	73	52	30	40	63	61	43
622: Horticulture	31	-	-	4	10	9	1	3	1	1	1	1
623: Forestry	7	-	-	-	1	2	-	-	1	-	1	2
624: Fisheries	22	-	5	4	2	-	-	-	2	3	5	1
625: Other agriculture, forestry and fishery courses	1	-	-	-	1	-	-	-	-	-	-	-
64: Veterinary	60	-	-	9	9	3	2	3	4	12	12	6
72: Health	3,191	1	168	723	469	190	229	278	338	296	241	258
721: Medicine	2,093	1	95	508	336	101	135	138	206	199	178	196
722: Nursing and caring	225	-	2	28	10	17	30	53	29	18	20	18
723: Dental services	242	-	17	58	36	13	8	23	40	23	12	12
724: Medical diagnostic and treatment technology	81	-	2	6	13	5	9	12	11	14	2	7
725: Therapy and rehabilitation	163	-	25	46	18	17	9	10	11	9	8	10
726: Pharmacy	321	-	17	66	45	33	37	41	33	27	11	11
727: Nutrition and dietetics	32	-	9	8	5	3	1	-	3	1	-	2
728: Public health services	34	-	1	3	6	1	-	1	5	5	10	2
76: Social services	270	-	13	29	35	54	29	29	36	27	13	5
761: Child care and youth services	13	-	-	1	1	-	3	4	2	1	-	1
762: Social work and counseling	255	-	12	28	34	54	26	25	34	26	12	4
763: Care of the old and disabled	2	-	1	-	-	-	-	-	-	-	1	-
81: Personal services	968	2	177	304	182	83	60	47	57	31	12	13
811: Hotel, restaurant and catering	154	-	16	33	32	23	11	13	15	4	4	3
812: Travel, tourism and leisure	683	2	157	256	132	39	32	20	21	13	5	6
813: Sports	39	-	1	6	9	9	4	3	4	3	-	-
814: Domestic services	70	-	3	7	8	6	8	6	17	9	3	3
815: Hair and beauty services	22	-	-	2	1	6	5	5	-	2	-	1
816: Other personal services	-	-	-	-	-	-	-	-	-	-	-	-
84: Transport services	165	-	7	18	19	24	25	17	28	13	9	5
85: Environmental protection	219	-	28	39	44	24	16	24	17	9	10	8
851: Environmental protection technology	73	-	-	11	24	8	7	7	6	1	5	4
852: Natural environments and wildlife	1	-	-	-	-	-	-	-	1	-	-	-
853: Community sanitation services	4	-	1	-	1	-	1	-	-	-	1	-
854: Labour protection and security	141	-	27	28	19	16	8	17	10	8	4	4
86: Security services	320	-	1	5	23	97	106	56	16	8	5	3
861: Protection of persons and property	309	-	1	5	23	96	104	56	15	6	2	1
862: Military and defence	11	-	-	-	-	1	2	-	1	2	3	2
99: Fields of education not known or unspecified	71	1	6	10	14	10	5	4	7	5	3	6
Male												
All fields of study	26,237	15	1,678	4,668	4,554	3,087	2,482	2,154	2,489	2,239	1,422	1,449
01: Basic programmes	-	-	-	-	-	-	-	-	-	-	-	-
08: Literacy and numeracy	1	-	-	-	-	-	-	-	-	1	-	-
09: Personal development	16	-	-	1	2	3	3	3	1	2	1	-
14: Teacher training & education science.....	881	-	10	41	105	119	76	55	137	184	85	69

(1) Comprising International Standard Classification of Education (ISCED) levels 5b & 6. See Appendix V for description of codes.

Table E6 - Resident population 15 years of age and over with a post-secondary degree(1), by major field of study of highest qualification, age and sex

Country, Island, Sex and Field of study	Total	Age (in years)										
		15 - 19	20 - 24	25 - 29	30 - 34	35 - 39	40 - 44	45 - 49	50 - 54	55 - 59	60 - 64	65+
ISLAND OF MAURITIUS												
141: Teacher training (general).....	18	-	-	-	2	3	2	-	1	5	2	3
142: Teacher training with specialisation in non-vocational subject	625	-	4	20	84	90	58	37	100	138	52	42
143: Teacher training for teaching practical or vocational subjects	91	-	5	17	10	14	6	5	15	8	7	4
144: Teacher training for teaching pre-school or kindergarten	-	-	-	-	-	-	-	-	-	-	-	-
145: Teacher training for teachers of adult education	1	-	-	-	-	-	-	-	-	1	-	-
146: Teacher training for teaching handicapped persons	2	-	-	-	-	-	-	-	-	1	1	-
147: Teacher training for teacher trainers	-	-	-	-	-	-	-	-	-	-	-	-
148: Education science	119	-	1	3	7	11	6	9	19	30	17	16
149: Other teacher training and education sciences	25	-	-	1	2	1	4	4	2	1	6	4
21: Arts	609	-	75	144	112	61	54	37	42	29	30	25
211: Fine arts: drawing, painting and sculpture	159	-	4	26	36	23	17	4	17	13	8	11
212: Music and dance	47	-	2	8	4	4	5	5	3	3	7	6
213: Performing arts	35	-	-	4	4	3	4	7	6	2	4	1
214: Design	127	-	20	30	30	13	12	6	6	5	3	2
215: Audio-visual techniques & media production	235	-	49	76	37	18	15	13	10	5	7	5
216: Craft skills	4	-	-	-	-	-	1	2	-	-	1	-
217: Other fine and applied arts	2	-	-	-	1	-	-	-	-	1	-	-
22: Humanities	1,455	2	54	140	160	126	87	99	156	188	165	278
221: Religion and theology	102	-	-	6	17	11	7	13	10	8	6	24
222: Foreign languages and cultures	802	1	25	64	72	53	42	31	100	132	116	166
223: Oriental languages	322	-	16	49	54	38	21	33	24	30	23	34
224: Mother tongue	-	-	-	-	-	-	-	-	-	-	-	-
225: History and archeology	92	1	9	8	4	7	4	2	12	8	15	22
226: Philosophy and ethics	94	-	3	9	4	9	11	16	7	5	4	26
227: Other humanities	43	-	1	4	9	8	2	4	3	5	1	6
31: Social and behavioural science.....	1,478	1	90	188	177	162	98	66	172	250	158	116
311: Economics	1,041	1	64	120	124	125	79	52	119	169	110	78
312: Political Science	77	-	9	18	6	-	2	1	4	19	12	6
313: Sociology	147	-	8	15	17	12	6	4	26	36	15	8
314: Demography	7	-	-	1	-	-	-	1	1	1	2	1
315: Psychology	112	-	5	21	16	13	5	2	13	15	13	9
316: Other social and behavioural science	94	-	4	13	14	12	6	6	9	10	6	14
32: Journalism and information	169	-	4	37	37	22	9	14	26	5	8	7
321: Journalism and reporting	135	-	3	35	36	18	7	9	17	4	3	3
322: Library, information, archive	34	-	1	2	1	4	2	5	9	1	5	4
323: Other documentation techniques	-	-	-	-	-	-	-	-	-	-	-	-
34: Business and administration	8,083	5	569	1,323	1,355	1,126	961	905	810	564	270	195
341: Wholesale and retail sales	502	-	12	34	51	49	48	73	117	83	30	5
342: Marketing and advertising.....	397	-	20	70	85	77	49	37	28	21	3	7
343: Finance, banking, insurance	1,158	2	123	244	192	148	142	112	94	53	35	13
344: Accounting, auditing and taxation	2,053	1	156	311	324	295	231	229	164	163	86	93
345: Management	2,229	-	195	447	410	290	247	224	205	117	57	37
346: Secretarial and office work	25	-	-	1	3	3	1	3	6	2	5	1
347: Business administration	1,483	2	54	194	261	237	213	205	145	99	39	34

(1) Comprising International Standard Classification of Education (ISCED) levels 5b & 6. See Appendix V for description of codes.

Table E6 - Resident population 15 years of age and over with a post-secondary degree(1), by major field of study of highest qualification, age and sex

Country, Island, Sex and Field of study	Total	Age (in years)										
		15 - 19	20 - 24	25 - 29	30 - 34	35 - 39	40 - 44	45 - 49	50 - 54	55 - 59	60 - 64	65+
ISLAND OF MAURITIUS												
348: Public administration (including administrations of institutions)	216	-	1	18	28	25	29	22	51	25	12	5
349: Other courses in business administration	20	-	8	4	1	2	1	-	-	1	3	-
38: Law:	875	-	64	159	125	93	87	84	76	55	57	75
381: Law (general, international, labour, etc)	853	-	64	156	125	92	86	82	75	50	53	70
382: Qualification to practice as "notaires"	8	-	-	-	-	-	-	2	-	4	2	-
383: Qualification to practice as attorney	14	-	-	3	-	1	1	-	1	1	2	5
cd\ Life sciences	513	1	18	37	96	53	30	28	85	80	48	37
421: Biology and biochemistry	333	1	17	34	60	33	11	16	47	58	34	22
422: Environmental science	180	-	1	3	36	20	19	12	38	22	14	15
44: Physical sciences	831	1	38	87	141	92	58	53	111	97	60	93
441: Physics	337	-	25	46	70	33	27	21	40	31	12	32
442: Chemistry	365	-	8	36	57	48	24	26	50	47	30	39
443: Meteorology and weather forecasting science	11	-	-	-	-	-	-	-	-	2	4	5
444: Oceanography	46	1	5	2	5	5	3	2	8	5	4	6
445: Earth Science	67	-	-	3	7	5	4	4	13	12	8	11
446: Other physical sciences	5	-	-	-	2	1	-	-	-	-	2	-
46: Mathematics and statistics	846	-	49	84	113	114	54	51	148	108	61	64
461: Mathematics	718	-	38	63	89	102	39	42	136	97	54	58
462: Statistics and actuarial science	128	-	11	21	24	12	15	9	12	11	7	6
48: Computing	2,932	1	256	1,046	811	313	224	150	65	39	16	11
481: Computer science	2,848	1	250	1,019	798	296	215	141	63	38	16	11
482: Computer use	84	-	6	27	13	17	9	9	2	1	-	-
52: Engineering and engineering trades	2,500	1	193	525	549	283	246	173	165	162	94	109
521: Mechanical Engineering	483	-	41	104	99	58	43	35	34	36	20	13
522: Mechanics and metal work	15	-	-	4	-	3	3	2	2	-	1	-
523: Electrical Engineering	312	-	23	57	48	37	38	19	19	28	14	29
524: Electricity and energy	70	-	5	13	18	6	7	4	9	3	4	1
525: Computer engineering (incl. hardware)	171	-	17	65	46	17	13	9	4	-	-	-
526: Electronics and automation	537	-	44	140	142	61	46	30	35	18	9	12
527: Chemical and process	187	-	24	43	44	11	13	14	16	10	6	6
528: Motor vehicles, ships and aircraft	166	1	10	19	26	25	26	14	10	19	10	6
529: Other engineering courses	559	-	29	80	126	65	57	46	36	48	30	42
54: Manufacturing and processing	154	-	6	23	50	28	11	21	7	2	3	3
541: Food and drink processing	43	-	4	5	17	5	2	4	2	1	1	2
542: Textiles, clothes, footwear, leather	106	-	2	16	32	23	9	15	5	1	2	1
543: Materials (wood, paper, plastics, glass)	5	-	-	2	1	-	-	2	-	-	-	-
544: Mining and extraction	-	-	-	-	-	-	-	-	-	-	-	-
58: Architecture and building	1,054	2	73	185	173	131	131	68	89	99	44	59
581: Architecture and town planning	229	-	7	33	31	24	33	15	24	24	17	21
582: Civil and building engineering	825	2	66	152	142	107	98	53	65	75	27	38
583: Other architecture courses	-	-	-	-	-	-	-	-	-	-	-	-
62: Agriculture, forestry & fishery	479	-	22	55	79	55	36	24	35	65	64	44
621: Agriculture	446	-	19	51	75	49	36	23	33	62	58	40
622: Horticulture	11	-	-	2	1	5	-	1	-	1	-	1
623: Forestry	5	-	-	-	-	1	-	-	1	-	1	2
624: Fisheries	16	-	3	2	2	-	-	-	1	2	5	1
625: Other agriculture, forestry and fishery courses	1	-	-	-	1	-	-	-	-	-	-	-

(1) Comprising International Standard Classification of Education (ISCED) levels 5b & 6. See Appendix V for description of codes.

Table E6 - Resident population 15 years of age and over with a post-secondary degree(1), by major field of study of highest qualification, age and sex

Country, Island, Sex and Field of study	Total	Age (in years)										
		15 - 19	20 - 24	25 - 29	30 - 34	35 - 39	40 - 44	45 - 49	50 - 54	55 - 59	60 - 64	65+
ISLAND OF MAURITIUS												
64: Veterinary	47	-	-	6	4	2	2	1	3	11	12	6
72: Health	2,077	-	67	385	286	115	138	190	239	225	205	227
721: Medicine	1,454	-	47	286	216	64	90	103	155	159	158	176
722: Nursing and caring	113	-	1	13	4	9	18	29	11	5	12	11
723: Dental services	160	-	6	33	20	11	4	15	30	21	9	11
724: Medical diagnostic and treatment technology	65	-	1	5	12	3	5	11	9	10	2	7
725: Therapy and rehabilitation	79	-	6	20	4	8	4	7	6	8	7	9
726: Pharmacy	181	-	5	27	28	19	17	25	23	19	9	9
727: Nutrition and dietetics	4	-	-	1	-	-	-	-	1	-	-	2
728: Public health services	21	-	1	-	2	1	-	-	4	3	8	2
76: Social services	134	-	2	10	5	21	17	15	29	21	10	4
761: Child care and youth services	4	-	-	-	-	-	1	-	1	1	-	1
762: Social work and counseling	129	-	2	10	5	21	16	15	28	20	9	3
763: Care of the old and disabled	1	-	-	-	-	-	-	-	-	-	1	-
81: Personal services	495	1	72	149	106	48	25	27	32	20	7	8
811: Hotel, restaurant and catering	113	-	11	23	25	14	7	9	14	4	3	3
812: Travel, tourism and leisure	344	1	60	122	73	24	16	15	14	12	4	3
813: Sports	30	-	1	4	7	8	1	2	4	3	-	-
814: Domestic services	2	-	-	-	-	-	1	-	-	-	-	1
815: Hair and beauty services	6	-	-	-	1	2	-	1	-	1	-	1
816: Other personal services	-	-	-	-	-	-	-	-	-	-	-	-
84: Transport services	154	-	6	16	18	19	24	17	28	13	8	5
85: Environmental protection	134	-	7	20	22	18	12	18	14	8	9	6
851: Environmental protection technology	38	-	-	2	8	5	3	5	5	1	5	4
852: Natural environments and wildlife	1	-	-	-	-	-	-	-	1	-	-	-
853: Community sanitation services	4	-	1	-	1	-	1	-	-	-	1	-
854: Labour protection and security	91	-	6	18	13	13	8	13	8	7	3	2
86: Security services	283	-	-	5	20	79	95	53	16	8	4	3
861: Protection of persons and property	272	-	-	5	20	78	93	53	15	6	1	1
862: Military and defence	11	-	-	-	-	1	2	-	1	2	3	2
99: Fields of education not known or unspecified	37	-	3	2	8	4	4	2	3	3	3	5
Female												
All fields of study	19,003	16	2,896	5,124	3,892	2,272	1,387	1,003	1,067	708	357	281
01: Basic programmes	-	-	-	-	-	-	-	-	-	-	-	-
08: Literacy and numeracy	-	-	-	-	-	-	-	-	-	-	-	-
09: Personal development	44	-	1	14	14	8	2	1	3	-	1	-
14: Teacher training & education science	938	-	22	90	210	165	102	69	118	87	49	26
141: Teacher training (general)	46	-	1	8	7	6	5	3	5	4	4	3
142: Teacher training with specialisation in non-vocational subject	630	-	17	61	161	124	66	40	67	58	26	10
143: Teacher training for teaching practical or vocational subjects	29	-	2	1	4	8	9	5	-	-	-	-
144: Teacher training for teaching pre-school or kindergarten	15	-	1	2	5	1	2	2	2	-	-	-
145: Teacher training for teachers of adult education	1	-	-	-	-	-	-	1	-	-	-	-

(1) Comprising International Standard Classification of Education (ISCED) levels 5b & 6. See Appendix V for description of codes.

Table E6 - Resident population 15 years of age and over with a post-secondary degree(1), by major field of study of highest qualification, age and sex

Country, Island, Sex and Field of study	Total	Age (in years)										
		15 - 19	20 - 24	25 - 29	30 - 34	35 - 39	40 - 44	45 - 49	50 - 54	55 - 59	60 - 64	65+
ISLAND OF MAURITIUS												
146: Teacher training for teaching handicapped persons	2	-	-	-	-	-	-	-	-	1	1	-
147: Teacher training for teacher trainers	-	-	-	-	-	-	-	-	-	-	-	-
148: Education science	192	-	1	15	31	24	17	17	43	22	15	7
149: Other teacher training and education sciences	23	-	-	3	2	2	3	1	1	2	3	6
21: Arts	645	1	82	179	134	86	35	28	40	33	16	11
211: Fine arts: drawing, painting and sculpture	259	-	16	57	54	51	14	13	25	18	7	4
212: Music and dance	39	-	1	5	11	1	4	5	4	3	3	2
213: Performing arts	47	-	-	8	16	2	7	6	3	2	1	2
214: Design	213	-	49	78	39	21	7	3	4	6	5	1
215: Audio-visual techniques &.media production	81	-	16	30	13	9	2	1	4	4	-	2
216: Craft skills	1	-	-	-	-	-	1	-	-	-	-	-
217: Other fine and applied arts	5	1	-	1	1	2	-	-	-	-	-	-
22: Humanities	3,031	3	402	721	641	310	176	142	219	176	124	117
221: Religion and theology	34	-	2	8	10	1	2	2	4	3	2	-
222: Foreign languages and cultures	1,794	1	201	427	352	158	100	82	159	128	89	97
223: Oriental languages	751	1	97	173	197	91	48	42	36	33	24	9
224: Mother tongue	1	-	-	-	1	-	-	-	-	-	-	-
225: History and archeology	169	-	57	56	8	9	7	7	11	4	4	6
226: Philosophy and ethics	104	-	14	27	23	19	8	4	4	3	-	2
227: Other humanities	178	1	31	30	50	32	11	5	5	5	5	3
31: Social and behavioural science.....	1,429	-	254	312	262	180	96	62	116	96	28	23
311: Economics	650	-	120	133	101	99	55	28	51	48	11	4
312: Political Science	82	-	19	22	9	5	4	2	6	5	6	4
313: Sociology	308	-	58	57	64	34	12	15	30	24	5	9
314: Demography	2	-	-	-	-	-	1	-	-	1	-	-
315: Psychology	268	-	45	61	68	23	14	13	21	16	4	3
316: Other social and behavioural science	119	-	12	39	20	19	10	4	8	2	2	3
32: Journalism and information	241	-	39	70	45	35	25	6	10	7	2	2
321: Journalism and reporting	195	-	39	68	40	25	13	3	3	2	2	-
322: Library, information, archive	46	-	-	2	5	10	12	3	7	5	-	2
323: Other documentation techniques	-	-	-	-	-	-	-	-	-	-	-	-
34: Business and administration	5,939	7	1,058	1,672	1,117	783	539	365	221	120	37	20
341: Wholesale and retail sales	233	-	13	43	47	50	26	16	16	16	5	1
342: Marketing and advertising.....	275	-	46	72	54	47	31	12	10	3	-	-
343: Finance, banking, insurance	925	2	268	301	130	85	64	40	18	11	5	1
344: Accounting, auditing and taxation	1,264	3	230	324	254	186	112	73	38	26	9	9
345: Management	1,995	1	418	621	350	222	148	121	71	33	8	2
346: Secretarial and office work	42	-	2	2	10	5	6	7	3	4	2	1
347: Business administration	982	1	75	273	207	151	127	74	48	14	7	5
348: Public administration (including administrations of institutions)	219	-	5	35	64	37	25	22	17	12	1	1
349: Other courses in business.administration.	4	-	1	1	1	-	-	-	-	1	-	-
38: Law:	701	1	158	192	156	67	39	33	20	22	9	4
381: Law (general, international, labour, etc)	690	1	158	190	152	66	37	31	20	22	9	4
382: Qualification to practice.as "notaires".....	4	-	-	-	2	1	-	1	-	-	-	-
383: Qualification to practice.as attorney ...	7	-	-	2	2	-	2	1	-	-	-	-
42: Life sciences	468	-	51	110	115	57	29	30	46	17	5	8
421: Biology and biochemistry	354	-	46	95	74	40	18	20	38	16	2	5

(1) Comprising International Standard Classification of Education (ISCED) levels 5b & 6. See Appendix V for description of codes.

Table E6 - Resident population 15 years of age and over with a post-secondary degree(1), by major field of study of highest qualification, age and sex

Country, Island, Sex and Field of study	Total	Age (in years)										
		15 - 19	20 - 24	25 - 29	30 - 34	35 - 39	40 - 44	45 - 49	50 - 54	55 - 59	60 - 64	65+
ISLAND OF MAURITIUS												
422: Environmental science	114	-	5	15	41	17	11	10	8	1	3	3
44: Physical sciences	465	-	66	122	100	51	36	15	32	20	12	11
441: Physics	115	-	21	41	29	10	4	2	5	2	1	-
442: Chemistry	271	-	37	73	64	31	24	11	18	7	2	4
443: Meteorology and weather forecasting science	1	-	-	-	-	1	-	-	-	-	-	-
444: Oceanography	22	-	7	2	4	3	3	-	2	-	1	-
445: Earth Science	53	-	1	5	3	6	5	2	6	10	8	7
446: Other physical sciences	3	-	-	1	-	-	-	-	1	1	-	-
46: Mathematics and statistics	565	-	87	108	134	72	30	29	62	19	14	10
461: Mathematics	460	-	71	81	119	56	21	23	52	17	12	8
462: Statistics and actuarial science	105	-	16	27	15	16	9	6	10	2	2	2
48: Computing	1,537	1	193	649	390	164	64	46	16	9	2	3
481: Computer science	1,504	1	187	641	377	160	63	45	16	9	2	3
482: Computer use	33	-	6	8	13	4	1	1	-	-	-	-
52: Engineering and engineering trades	456	-	115	155	89	42	21	17	6	4	5	2
521: Mechanical Engineering	18	-	4	6	5	2	1	-	-	-	-	-
522: Mechanics and metal work	3	-	2	-	-	-	-	-	-	-	1	-
523: Electrical Engineering	35	-	10	10	6	1	3	3	-	-	1	1
524: Electricity and energy	9	-	2	5	2	-	-	-	-	-	-	-
525: Computer engineering (incl. hardware) ...	61	-	8	21	20	6	3	2	1	-	-	-
526: Electronics and automation	75	-	21	25	12	10	4	2	-	-	-	1
527: Chemical and process	160	-	47	66	23	9	5	4	3	2	1	-
528: Motor vehicles, ships and aircraft	10	-	2	1	4	1	-	1	-	1	-	-
529: Other engineering courses	85	-	19	21	17	13	5	5	2	1	2	-
54: Manufacturing and processing	255	-	48	98	63	21	12	5	5	2	1	-
541: Food and drink processing	173	-	44	73	34	9	6	2	3	1	1	-
542: Textiles, clothes, footwear, leather ...	82	-	4	25	29	12	6	3	2	1	-	-
543: Materials (wood, paper, plastics, glass) ..	-	-	-	-	-	-	-	-	-	-	-	-
544: Mining and extraction	-	-	-	-	-	-	-	-	-	-	-	-
58: Architecture and building	128	-	14	35	27	23	9	11	5	2	1	1
581: Architecture and town planning	52	-	8	10	5	9	3	9	5	1	1	1
582: Civil and building engineering	76	-	6	25	22	14	6	2	-	1	-	-
583: Other architecture courses	-	-	-	-	-	-	-	-	-	-	-	-
62: Agriculture, forestry & fishery	258	-	63	53	69	29	17	9	9	2	4	3
621: Agriculture	230	-	61	49	59	24	16	7	7	1	3	3
622: Horticulture	20	-	-	2	9	4	1	2	1	-	1	-
623: Forestry	2	-	-	-	1	1	-	-	-	-	-	-
624: Fisheries	6	-	2	2	-	-	-	-	1	1	-	-
625: Other agriculture, forestry and fishery courses	-	-	-	-	-	-	-	-	-	-	-	-
64: Veterinary	13	-	-	3	5	1	-	2	1	1	-	-
72: Health	1,114	1	101	338	183	75	91	88	99	71	36	31
721: Medicine	639	1	48	222	120	37	45	35	51	40	20	20
722: Nursing and caring	112	-	1	15	6	8	12	24	18	13	8	7
723: Dental services	82	-	11	25	16	2	4	8	10	2	3	1
724: Medical diagnostic and treatment technology	16	-	1	1	1	2	4	1	2	4	-	-
725: Therapy and rehabilitation	84	-	19	26	14	9	5	3	5	1	1	1
726: Pharmacy	140	-	12	39	17	14	20	16	10	8	2	2

(1) Comprising International Standard Classification of Education (ISCED) levels 5b & 6. See Appendix V for description of codes.

Table E6 - Resident population 15 years of age and over with a post-secondary degree(1), by major field of study of highest qualification, age and sex

Country, Island, Sex and Field of study	Total	Age (in years)										
		15 - 19	20 - 24	25 - 29	30 - 34	35 - 39	40 - 44	45 - 49	50 - 54	55 - 59	60 - 64	65+
ISLAND OF MAURITIUS												
727: Nutrition and dietetics	28	-	9	7	5	3	1	-	2	1	-	-
728: Public health services	13	-	-	3	4	-	-	1	1	2	2	-
76: Social services	136	-	11	19	30	33	12	14	7	6	3	1
761: Child care and youth services	9	-	-	1	1	-	2	4	1	-	-	-
762: Social work and counseling	126	-	10	18	29	33	10	10	6	6	3	1
763: Care of the old and disabled	1	-	1	-	-	-	-	-	-	-	-	-
81: Personal services	473	1	105	155	76	35	35	20	25	11	5	5
811: Hotel, restaurant and catering	41	-	5	10	7	9	4	4	1	-	1	-
812: Travel, tourism and leisure	339	1	97	134	59	15	16	5	7	1	1	3
813: Sports	9	-	-	2	2	1	3	1	-	-	-	-
814: Domestic services	68	-	3	7	8	6	7	6	17	9	3	2
815: Hair and beauty services	16	-	-	2	-	4	5	4	-	1	-	-
816: Other personal services	-	-	-	-	-	-	-	-	-	-	-	-
84: Transport services	11	-	1	2	1	5	1	-	-	-	1	-
85: Environmental protection	85	-	21	19	22	6	4	6	3	1	1	2
851: Environmental protection technology	35	-	-	9	16	3	4	2	1	-	-	-
852: Natural environments and wildlife	-	-	-	-	-	-	-	-	-	-	-	-
853: Community sanitation services	-	-	-	-	-	-	-	-	-	-	-	-
854: Labour protection and security	50	-	21	10	6	3	-	4	2	1	1	2
86: Security services	37	-	1	-	3	18	11	3	-	-	1	-
861: Protection of persons and property	37	-	1	-	3	18	11	3	-	-	1	-
862: Military and defence	-	-	-	-	-	-	-	-	-	-	-	-
99: Fields of education not known or unspecified .	34	1	3	8	6	6	1	2	4	2	-	1

(1) Comprising International Standard Classification of Education (ISCED) levels 5b & 6. See Appendix V for description of codes.

Table E6 - Resident population 15 years of age and over with a post-secondary degree(1), by major field of study of highest qualification, age and sex

Country, Island, Sex and Field of study	Total	Age (in years)										
		15 - 19	20 - 24	25 - 29	30 - 34	35 - 39	40 - 44	45 - 49	50 - 54	55 - 59	60 - 64	65+
ISLAND OF RODRIGUES												
Both sexes												
All fields of study	401	-	44	99	94	51	32	18	24	17	12	10
01: Basic programmes	-	-	-	-	-	-	-	-	-	-	-	-
08: Literacy and numeracy	-	-	-	-	-	-	-	-	-	-	-	-
09: Personal development	-	-	-	-	-	-	-	-	-	-	-	-
14: Teacher training & education science.....	32	-	-	4	5	11	4	1	1	6	-	-
141: Teacher training (general).....	1	-	-	1	-	-	-	-	-	-	-	-
142: Teacher training with specialisation in non-vocational subject	24	-	-	2	4	8	4	-	-	6	-	-
143: Teacher training for teaching practical or vocational subjects	4	-	-	-	1	1	-	1	1	-	-	-
144: Teacher training for teaching pre-school or kindergarten	-	-	-	-	-	-	-	-	-	-	-	-
145: Teacher training for teachers of adult education	-	-	-	-	-	-	-	-	-	-	-	-
146: Teacher training for teaching handicapped persons	-	-	-	-	-	-	-	-	-	-	-	-
147: Teacher training for teacher trainers	-	-	-	-	-	-	-	-	-	-	-	-
148: Education science	2	-	-	1	-	1	-	-	-	-	-	-
149: Other teacher training and education sciences	1	-	-	-	-	1	-	-	-	-	-	-
21: Arts	8	-	1	4	2	-	1	-	-	-	-	-
211: Fine arts: drawing, painting and sculpture	4	-	-	2	1	-	1	-	-	-	-	-
212: Music and dance	-	-	-	-	-	-	-	-	-	-	-	-
213: Performing arts	-	-	-	-	-	-	-	-	-	-	-	-
214: Design	2	-	-	2	-	-	-	-	-	-	-	-
215: Audio-visual techniques & media production	1	-	1	-	-	-	-	-	-	-	-	-
216: Craft skills	-	-	-	-	-	-	-	-	-	-	-	-
217: Other fine and applied arts	1	-	-	-	1	-	-	-	-	-	-	-
22: Humanities	48	-	7	14	11	5	2	1	2	2	-	4
221: Religion and theology	2	-	-	-	-	-	1	-	1	-	-	-
222: Foreign languages and cultures	36	-	6	11	7	4	1	1	1	2	-	3
223: Oriental languages	-	-	-	-	-	-	-	-	-	-	-	-
224: Mother tongue	-	-	-	-	-	-	-	-	-	-	-	-
225: History and archeology	1	-	-	1	-	-	-	-	-	-	-	-
226: Philosophy and ethics	1	-	-	-	-	-	-	-	-	-	-	1
227: Other humanities	8	-	1	2	4	1	-	-	-	-	-	-
31: Social and behavioural science.....	29	-	4	8	3	3	-	-	3	3	3	2
311: Economics	14	-	2	3	-	2	-	-	2	3	-	2
312: Political Science	-	-	-	-	-	-	-	-	-	-	-	-
313: Sociology	8	-	2	-	2	1	-	-	-	-	3	-
314: Demography	-	-	-	-	-	-	-	-	-	-	-	-
315: Psychology	2	-	-	1	1	-	-	-	-	-	-	-
316: Other social and behavioural science	5	-	-	4	-	-	-	-	1	-	-	-
32: Journalism and information	4	-	-	-	2	-	1	-	-	1	-	-
321: Journalism and reporting	1	-	-	-	-	-	1	-	-	-	-	-
322: Library, information, archive	3	-	-	-	2	-	-	-	-	1	-	-

(1) Comprising International Standard Classification of Education (ISCED) levels 5b & 6. See Appendix V for description of codes.

Table E6 - Resident population 15 years of age and over with a post-secondary degree(1), by major field of study of highest qualification, age and sex

Country, Island, Sex and Field of study	Total	Age (in years)										
		15 - 19	20 - 24	25 - 29	30 - 34	35 - 39	40 - 44	45 - 49	50 - 54	55 - 59	60 - 64	65+
ISLAND OF RODRIGUES												
323: Other documentation techniques	-	-	-	-	-	-	-	-	-	-	-	-
34: Business and administration	114	-	19	31	27	12	9	6	6	2	1	1
341: Wholesale and retail sales	6	-	1	-	2	1	-	-	2	-	-	-
342: Marketing and advertising.....	3	-	-	1	-	-	1	-	-	-	1	-
343: Finance, banking, insurance	6	-	1	2	1	1	1	-	-	-	-	-
344: Accounting, auditing and taxation	13	-	-	7	2	-	1	1	-	1	-	1
345: Management	52	-	10	13	13	8	1	5	2	-	-	-
346: Secretarial and office work	1	-	-	-	-	-	-	-	1	-	-	-
347: Business administration	31	-	7	8	9	1	4	-	1	1	-	-
348: Public administration (including administrations of institutions)	2	-	-	-	-	1	1	-	-	-	-	-
349: Other courses in business administration.	-	-	-	-	-	-	-	-	-	-	-	-
38: Law:	8	-	-	1	-	3	-	3	1	-	-	-
381: Law (general, international, labour, etc)	8	-	-	1	-	3	-	3	1	-	-	-
382: Qualification to practice as "notaires"...	-	-	-	-	-	-	-	-	-	-	-	-
383: Qualification to practice as attorney ...	-	-	-	-	-	-	-	-	-	-	-	-
42: Life sciences	12	-	1	4	3	2	2	-	-	-	-	-
421: Biology and biochemistry	10	-	1	4	2	1	2	-	-	-	-	-
422: Environmental science	2	-	-	-	1	1	-	-	-	-	-	-
44: Physical sciences	19	-	1	5	5	1	3	-	1	1	-	2
441: Physics	8	-	1	3	3	1	-	-	-	-	-	-
442: Chemistry	7	-	-	1	1	-	2	-	1	1	-	1
443: Meteorology and weather forecasting science	-	-	-	-	-	-	-	-	-	-	-	-
444: Oceanography	3	-	-	1	1	-	1	-	-	-	-	-
445: Earth Science	1	-	-	-	-	-	-	-	-	-	-	1
446: Other physical sciences	-	-	-	-	-	-	-	-	-	-	-	-
46: Mathematics and statistics	12	-	2	1	5	3	-	-	1	-	-	-
461: Mathematics	12	-	2	1	5	3	-	-	1	-	-	-
462: Statistics and actuarial science	-	-	-	-	-	-	-	-	-	-	-	-
48: Computing	17	-	2	7	4	3	1	-	-	-	-	-
481: Computer science	17	-	2	7	4	3	1	-	-	-	-	-
482: Computer use	-	-	-	-	-	-	-	-	-	-	-	-
52: Engineering and engineering trades	16	-	3	4	5	-	1	1	1	-	1	-
521: Mechanical Engineering	3	-	-	1	2	-	-	-	-	-	-	-
522: Mechanics and metal work	1	-	-	-	-	-	1	-	-	-	-	-
523: Electrical Engineering	4	-	1	1	-	-	-	1	1	-	-	-
524: Electricity and energy	-	-	-	-	-	-	-	-	-	-	-	-
525: Computer engineering (incl. hardware) ...	-	-	-	-	-	-	-	-	-	-	-	-
526: Electronics and automation	1	-	-	-	1	-	-	-	-	-	-	-
527: Chemical and process	4	-	2	1	1	-	-	-	-	-	-	-
528: Motor vehicles, ships and aircraft	-	-	-	-	-	-	-	-	-	-	-	-
529: Other engineering courses.....	3	-	-	1	1	-	-	-	-	-	1	-
54: Manufacturing and processing	6	-	1	2	2	-	-	-	1	-	-	-
541: Food and drink processing.....	6	-	1	2	2	-	-	-	1	-	-	-
542: Textiles, clothes, footwear, leather ...	-	-	-	-	-	-	-	-	-	-	-	-
543: Materials (wood, paper, plastics, glass).	-	-	-	-	-	-	-	-	-	-	-	-
544: Mining and extraction	-	-	-	-	-	-	-	-	-	-	-	-
58: Architecture and building	15	-	-	2	4	3	4	1	-	-	1	-
581: Architecture and town planning	5	-	-	-	-	3	1	-	-	-	1	-
582: Civil and building engineering	10	-	-	2	4	-	3	1	-	-	-	-

(1) Comprising International Standard Classification of Education (ISCED) levels 5b & 6. See Appendix V for description of codes.

Table E6 - Resident population 15 years of age and over with a post-secondary degree(1), by major field of study of highest qualification, age and sex

Country, Island, Sex and Field of study	Total	Age (in years)										
		15 - 19	20 - 24	25 - 29	30 - 34	35 - 39	40 - 44	45 - 49	50 - 54	55 - 59	60 - 64	65+
ISLAND OF RODRIGUES												
583: Other architecture courses	-	-	-	-	-	-	-	-	-	-	-	-
62: Agriculture, forestry & fishery	11	-	-	2	5	1	1	1	1	-	-	-
621: Agriculture	9	-	-	2	3	1	1	1	1	-	-	-
622: Horticulture	2	-	-	-	2	-	-	-	-	-	-	-
623: Forestry	-	-	-	-	-	-	-	-	-	-	-	-
624: Fisheries	-	-	-	-	-	-	-	-	-	-	-	-
625: Other agriculture, forestry and fishery courses	-	-	-	-	-	-	-	-	-	-	-	-
64: Veterinary	3	-	-	-	1	-	1	-	-	-	1	-
72: Health	28	-	1	3	8	2	-	3	4	2	4	1
721: Medicine	20	-	-	-	7	2	-	3	3	2	3	-
722: Nursing and caring	-	-	-	-	-	-	-	-	-	-	-	-
723: Dental services	2	-	-	2	-	-	-	-	-	-	-	-
724: Medical diagnostic and treatment technology	1	-	-	-	-	-	-	-	1	-	-	-
725: Therapy and rehabilitation	3	-	1	-	-	-	-	-	-	-	1	1
726: Pharmacy	1	-	-	1	-	-	-	-	-	-	-	-
727: Nutrition and dietetics	-	-	-	-	-	-	-	-	-	-	-	-
728: Public health services	1	-	-	-	1	-	-	-	-	-	-	-
76: Social services	5	-	-	1	2	1	1	-	-	-	-	-
761: Child care and youth services	-	-	-	-	-	-	-	-	-	-	-	-
762: Social work and counseling	5	-	-	1	2	1	1	-	-	-	-	-
763: Care of the old and disabled	-	-	-	-	-	-	-	-	-	-	-	-
81: Personal services	6	-	1	4	-	-	-	-	1	-	-	-
811: Hotel, restaurant and catering	-	-	-	-	-	-	-	-	-	-	-	-
812: Travel, tourism and leisure	6	-	1	4	-	-	-	-	1	-	-	-
813: Sports	-	-	-	-	-	-	-	-	-	-	-	-
814: Domestic services	-	-	-	-	-	-	-	-	-	-	-	-
815: Hair and beauty services	-	-	-	-	-	-	-	-	-	-	-	-
816: Other personal services	-	-	-	-	-	-	-	-	-	-	-	-
84: Transport services	1	-	-	-	-	-	-	-	-	-	1	-
85: Environmental protection	2	-	1	1	-	-	-	-	-	-	-	-
851: Environmental protection technology	-	-	-	-	-	-	-	-	-	-	-	-
852: Natural environments and wildlife	-	-	-	-	-	-	-	-	-	-	-	-
853: Community sanitation services	-	-	-	-	-	-	-	-	-	-	-	-
854: Labour protection and security	2	-	1	1	-	-	-	-	-	-	-	-
86: Security services	4	-	-	1	-	1	1	1	-	-	-	-
861: Protection of persons and property	4	-	-	1	-	1	1	1	-	-	-	-
862: Military and defence	-	-	-	-	-	-	-	-	-	-	-	-
99: Fields of education not known or unspecified ..	1	-	-	-	-	-	-	-	1	-	-	-
Male												
All fields of study	237	-	11	59	44	33	28	11	21	14	10	6
01: Basic programmes	-	-	-	-	-	-	-	-	-	-	-	-
08: Literacy and numeracy	-	-	-	-	-	-	-	-	-	-	-	-
09: Personal development	-	-	-	-	-	-	-	-	-	-	-	-
14: Teacher training & education science.....	22	-	-	2	2	7	4	1	1	5	-	-

(1) Comprising International Standard Classification of Education (ISCED) levels 5b & 6. See Appendix V for description of codes.

Table E6 - Resident population 15 years of age and over with a post-secondary degree(1), by major field of study of highest qualification, age and sex

Country, Island, Sex and Field of study	Total	Age (in years)											
		15 - 19	20 - 24	25 - 29	30 - 34	35 - 39	40 - 44	45 - 49	50 - 54	55 - 59	60 - 64	65+	
ISLAND OF RODRIGUES													
141: Teacher training (general).....	1	-	-	1	-	-	-	-	-	-	-	-	-
142: Teacher training with specialisation in non-vocational subject	15	-	-	1	1	4	4	-	-	5	-	-	
143: Teacher training for teaching practical or vocational subjects	4	-	-	-	1	1	-	1	1	-	-	-	
144: Teacher training for teaching pre-school or kindergarten	-	-	-	-	-	-	-	-	-	-	-	-	
145: Teacher training for teachers of adult education	-	-	-	-	-	-	-	-	-	-	-	-	
146: Teacher training for teaching handicapped persons	-	-	-	-	-	-	-	-	-	-	-	-	
147: Teacher training for teacher trainers	-	-	-	-	-	-	-	-	-	-	-	-	
148: Education science	1	-	-	-	-	1	-	-	-	-	-	-	
149: Other teacher training and education sciences	1	-	-	-	-	1	-	-	-	-	-	-	
21: Arts	5	-	1	2	2	-	-	-	-	-	-	-	
211: Fine arts: drawing, painting and sculpture	2	-	-	1	1	-	-	-	-	-	-	-	
212: Music and dance	-	-	-	-	-	-	-	-	-	-	-	-	
213: Performing arts	-	-	-	-	-	-	-	-	-	-	-	-	
214: Design	1	-	-	1	-	-	-	-	-	-	-	-	
215: Audio-visual techniques & media production	1	-	1	-	-	-	-	-	-	-	-	-	
216: Craft skills	-	-	-	-	-	-	-	-	-	-	-	-	
217: Other fine and applied arts	1	-	-	-	1	-	-	-	-	-	-	-	
22: Humanities	12	-	1	3	2	1	1	-	1	1	-	2	
221: Religion and theology	2	-	-	-	-	-	1	-	1	-	-	-	
222: Foreign languages and cultures	9	-	1	3	2	1	-	-	-	1	-	1	
223: Oriental languages	-	-	-	-	-	-	-	-	-	-	-	-	
224: Mother tongue	-	-	-	-	-	-	-	-	-	-	-	-	
225: History and archeology	-	-	-	-	-	-	-	-	-	-	-	-	
226: Philosophy and ethics	1	-	-	-	-	-	-	-	-	-	-	1	
227: Other humanities	-	-	-	-	-	-	-	-	-	-	-	-	
31: Social and behavioural science.....	15	-	-	5	-	1	-	-	3	2	2	2	
311: Economics	8	-	-	1	-	1	-	-	2	2	-	2	
312: Political Science	-	-	-	-	-	-	-	-	-	-	-	-	
313: Sociology	2	-	-	-	-	-	-	-	-	-	2	-	
314: Demography	-	-	-	-	-	-	-	-	-	-	-	-	
315: Psychology	1	-	-	1	-	-	-	-	-	-	-	-	
316: Other social and behavioural science	4	-	-	3	-	-	-	-	1	-	-	-	
32: Journalism and information	1	-	-	-	-	-	-	-	-	1	-	-	
321: Journalism and reporting	-	-	-	-	-	-	-	-	-	-	-	-	
322: Library, information, archive	1	-	-	-	-	-	-	-	-	1	-	-	
323: Other documentation techniques	-	-	-	-	-	-	-	-	-	-	-	-	
34: Business and administration	59	-	4	20	8	8	8	1	6	2	1	1	
341: Wholesale and retail sales	4	-	-	-	1	1	-	-	2	-	-	-	
342: Marketing and advertising.....	2	-	-	-	-	-	1	-	-	-	1	-	
343: Finance, banking, insurance	2	-	-	-	-	1	1	-	-	-	-	-	
344: Accounting, auditing and taxation	9	-	-	5	1	-	1	-	-	1	-	1	
345: Management	25	-	4	8	4	5	1	1	2	-	-	-	
346: Secretarial and office work	1	-	-	-	-	-	-	-	1	-	-	-	
347: Business administration	14	-	-	7	2	-	3	-	1	1	-	-	

(1) Comprising International Standard Classification of Education (ISCED) levels 5b & 6. See Appendix V for description of codes.

Table E6 - Resident population 15 years of age and over with a post-secondary degree(1), by major field of study of highest qualification, age and sex

Country, Island, Sex and Field of study	Total	Age (in years)										
		15 - 19	20 - 24	25 - 29	30 - 34	35 - 39	40 - 44	45 - 49	50 - 54	55 - 59	60 - 64	65+
ISLAND OF RODRIGUES												
348: Public administration (including administrations of institutions)	2	-	-	-	-	1	1	-	-	-	-	-
349: Other courses in business administration	-	-	-	-	-	-	-	-	-	-	-	-
38: Law:	7	-	-	1	-	2	-	3	1	-	-	-
381: Law (general, international, labour, etc)	7	-	-	1	-	2	-	3	1	-	-	-
382: Qualification to practice as "notaires"	-	-	-	-	-	-	-	-	-	-	-	-
383: Qualification to practice as attorney	-	-	-	-	-	-	-	-	-	-	-	-
cd\ Life sciences	6	-	-	1	2	1	2	-	-	-	-	-
421: Biology and biochemistry	5	-	-	1	1	1	2	-	-	-	-	-
422: Environmental science	1	-	-	-	1	-	-	-	-	-	-	-
44: Physical sciences	15	-	1	3	5	1	3	-	1	1	-	-
441: Physics	7	-	1	2	3	1	-	-	-	-	-	-
442: Chemistry	5	-	-	-	1	-	2	-	1	-	-	-
443: Meteorology and weather forecasting science	-	-	-	-	-	-	-	-	-	-	-	-
444: Oceanography	3	-	-	1	1	-	1	-	-	-	-	-
445: Earth Science	-	-	-	-	-	-	-	-	-	-	-	-
446: Other physical sciences	-	-	-	-	-	-	-	-	-	-	-	-
46: Mathematics and statistics	6	-	-	1	1	3	-	-	1	-	-	-
461: Mathematics	6	-	-	1	1	3	-	-	1	-	-	-
462: Statistics and actuarial science	-	-	-	-	-	-	-	-	-	-	-	-
48: Computing	14	-	1	6	3	3	1	-	-	-	-	-
481: Computer science	14	-	1	6	3	3	1	-	-	-	-	-
482: Computer use	-	-	-	-	-	-	-	-	-	-	-	-
52: Engineering and engineering trades	15	-	3	4	4	-	1	1	1	-	1	-
521: Mechanical Engineering	3	-	-	1	2	-	-	-	-	-	-	-
522: Mechanics and metal work	1	-	-	-	-	-	1	-	-	-	-	-
523: Electrical Engineering	4	-	1	1	-	-	-	1	1	-	-	-
524: Electricity and energy	-	-	-	-	-	-	-	-	-	-	-	-
525: Computer engineering (incl. hardware)	-	-	-	-	-	-	-	-	-	-	-	-
526: Electronics and automation	1	-	-	-	1	-	-	-	-	-	-	-
527: Chemical and process	3	-	2	1	-	-	-	-	-	-	-	-
528: Motor vehicles, ships and aircraft	-	-	-	-	-	-	-	-	-	-	-	-
529: Other engineering courses	3	-	-	1	1	-	-	-	-	-	1	-
54: Manufacturing and processing	3	-	-	2	1	-	-	-	-	-	-	-
541: Food and drink processing	3	-	-	2	1	-	-	-	-	-	-	-
542: Textiles, clothes, footwear, leather	-	-	-	-	-	-	-	-	-	-	-	-
543: Materials (wood, paper, plastics, glass)	-	-	-	-	-	-	-	-	-	-	-	-
544: Mining and extraction	-	-	-	-	-	-	-	-	-	-	-	-
58: Architecture and building	13	-	-	2	4	2	4	-	-	-	1	-
581: Architecture and town planning	4	-	-	-	-	2	1	-	-	-	1	-
582: Civil and building engineering	9	-	-	2	4	-	3	-	-	-	-	-
583: Other architecture courses	-	-	-	-	-	-	-	-	-	-	-	-
62: Agriculture, forestry & fishery	10	-	-	1	5	1	1	1	1	-	-	-
621: Agriculture	8	-	-	1	3	1	1	1	1	-	-	-
622: Horticulture	2	-	-	-	2	-	-	-	-	-	-	-
623: Forestry	-	-	-	-	-	-	-	-	-	-	-	-
624: Fisheries	-	-	-	-	-	-	-	-	-	-	-	-
625: Other agriculture, forestry and fishery courses	-	-	-	-	-	-	-	-	-	-	-	-

(1) Comprising International Standard Classification of Education (ISCED) levels 5b & 6. See Appendix V for description of codes.

Table E6 - Resident population 15 years of age and over with a post-secondary degree(1), by major field of study of highest qualification, age and sex

Country, Island, Sex and Field of study	Total	Age (in years)										
		15 - 19	20 - 24	25 - 29	30 - 34	35 - 39	40 - 44	45 - 49	50 - 54	55 - 59	60 - 64	65+
ISLAND OF RODRIGUES												
64: Veterinary	2	-	-	-	-	-	1	-	-	-	1	-
72: Health	20	-	-	2	4	2	-	3	3	2	3	1
721: Medicine	15	-	-	-	3	2	-	3	2	2	3	-
722: Nursing and caring	-	-	-	-	-	-	-	-	-	-	-	-
723: Dental services	1	-	-	1	-	-	-	-	-	-	-	-
724: Medical diagnostic and treatment technology	1	-	-	-	-	-	-	-	1	-	-	-
725: Therapy and rehabilitation	1	-	-	-	-	-	-	-	-	-	-	1
726: Pharmacy	1	-	-	1	-	-	-	-	-	-	-	-
727: Nutrition and dietetics	-	-	-	-	-	-	-	-	-	-	-	-
728: Public health services	1	-	-	-	1	-	-	-	-	-	-	-
76: Social services	2	-	-	-	1	-	1	-	-	-	-	-
761: Child care and youth services	-	-	-	-	-	-	-	-	-	-	-	-
762: Social work and counseling	2	-	-	-	1	-	1	-	-	-	-	-
763: Care of the old and disabled	-	-	-	-	-	-	-	-	-	-	-	-
81: Personal services	3	-	-	2	-	-	-	-	1	-	-	-
811: Hotel, restaurant and catering	-	-	-	-	-	-	-	-	-	-	-	-
812: Travel, tourism and leisure	3	-	-	2	-	-	-	-	1	-	-	-
813: Sports	-	-	-	-	-	-	-	-	-	-	-	-
814: Domestic services	-	-	-	-	-	-	-	-	-	-	-	-
815: Hair and beauty services	-	-	-	-	-	-	-	-	-	-	-	-
816: Other personal services	-	-	-	-	-	-	-	-	-	-	-	-
84: Transport services	1	-	-	-	-	-	-	-	-	-	1	-
85: Environmental protection	1	-	-	1	-	-	-	-	-	-	-	-
851: Environmental protection technology	-	-	-	-	-	-	-	-	-	-	-	-
852: Natural environments and wildlife	-	-	-	-	-	-	-	-	-	-	-	-
853: Community sanitation services	-	-	-	-	-	-	-	-	-	-	-	-
854: Labour protection and security	1	-	-	1	-	-	-	-	-	-	-	-
86: Security services	4	-	-	1	-	1	1	1	-	-	-	-
861: Protection of persons and property	4	-	-	1	-	1	1	1	-	-	-	-
862: Military and defence	-	-	-	-	-	-	-	-	-	-	-	-
99: Fields of education not known or unspecified	1	-	-	-	-	-	-	-	1	-	-	-
Female												
All fields of study	164	-	33	40	50	18	4	7	3	3	2	4
01: Basic programmes	-	-	-	-	-	-	-	-	-	-	-	-
08: Literacy and numeracy	-	-	-	-	-	-	-	-	-	-	-	-
09: Personal development	-	-	-	-	-	-	-	-	-	-	-	-
14: Teacher training & education science	10	-	-	2	3	4	-	-	-	1	-	-
141: Teacher training (general)	-	-	-	-	-	-	-	-	-	-	-	-
142: Teacher training with specialisation in non-vocational subject	9	-	-	1	3	4	-	-	-	1	-	-
143: Teacher training for teaching practical or vocational subjects	-	-	-	-	-	-	-	-	-	-	-	-
144: Teacher training for teaching pre-school or kindergarten	-	-	-	-	-	-	-	-	-	-	-	-
145: Teacher training for teachers of adult education	-	-	-	-	-	-	-	-	-	-	-	-

(1) Comprising International Standard Classification of Education (ISCED) levels 5b & 6. See Appendix V for description of codes.

Table E6 - Resident population 15 years of age and over with a post-secondary degree(1), by major field of study of highest qualification, age and sex

Country, Island, Sex and Field of study	Total	Age (in years)										
		15 - 19	20 - 24	25 - 29	30 - 34	35 - 39	40 - 44	45 - 49	50 - 54	55 - 59	60 - 64	65+
ISLAND OF RODRIGUES												
146: Teacher training for teaching handicapped persons	-	-	-	-	-	-	-	-	-	-	-	-
147: Teacher training for teacher trainers	-	-	-	-	-	-	-	-	-	-	-	-
148: Education science	1	-	-	1	-	-	-	-	-	-	-	-
149: Other teacher training and education sciences	-	-	-	-	-	-	-	-	-	-	-	-
21: Arts	3	-	-	2	-	-	1	-	-	-	-	-
211: Fine arts: drawing, painting and sculpture	2	-	-	1	-	-	1	-	-	-	-	-
212: Music and dance	-	-	-	-	-	-	-	-	-	-	-	-
213: Performing arts	-	-	-	-	-	-	-	-	-	-	-	-
214: Design	1	-	-	1	-	-	-	-	-	-	-	-
215: Audio-visual techniques &.media production	-	-	-	-	-	-	-	-	-	-	-	-
216: Craft skills	-	-	-	-	-	-	-	-	-	-	-	-
217: Other fine and applied arts	-	-	-	-	-	-	-	-	-	-	-	-
22: Humanities	36	-	6	11	9	4	1	1	1	1	-	2
221: Religion and theology	-	-	-	-	-	-	-	-	-	-	-	-
222: Foreign languages and cultures	27	-	5	8	5	3	1	1	1	1	-	2
223: Oriental languages	-	-	-	-	-	-	-	-	-	-	-	-
224: Mother tongue	-	-	-	-	-	-	-	-	-	-	-	-
225: History and archeology	1	-	-	1	-	-	-	-	-	-	-	-
226: Philosophy and ethics	-	-	-	-	-	-	-	-	-	-	-	-
227: Other humanities	8	-	1	2	4	1	-	-	-	-	-	-
31: Social and behavioural science.....	14	-	4	3	3	2	-	-	-	1	1	-
311: Economics	6	-	2	2	-	1	-	-	-	1	-	-
312: Political Science	-	-	-	-	-	-	-	-	-	-	-	-
313: Sociology	6	-	2	-	2	1	-	-	-	-	1	-
314: Demography	-	-	-	-	-	-	-	-	-	-	-	-
315: Psychology	1	-	-	-	1	-	-	-	-	-	-	-
316: Other social and behavioural science	1	-	-	1	-	-	-	-	-	-	-	-
32: Journalism and information	3	-	-	-	2	-	1	-	-	-	-	-
321: Journalism and reporting	1	-	-	-	-	-	1	-	-	-	-	-
322: Library, information, archive	2	-	-	-	2	-	-	-	-	-	-	-
323: Other documentation techniques	-	-	-	-	-	-	-	-	-	-	-	-
34: Business and administration	55	-	15	11	19	4	1	5	-	-	-	-
341: Wholesale and retail sales	2	-	1	-	1	-	-	-	-	-	-	-
342: Marketing and advertising.....	1	-	-	1	-	-	-	-	-	-	-	-
343: Finance, banking, insurance	4	-	1	2	1	-	-	-	-	-	-	-
344: Accounting, auditing and taxation	4	-	-	2	1	-	-	1	-	-	-	-
345: Management	27	-	6	5	9	3	-	4	-	-	-	-
346: Secretarial and office work	-	-	-	-	-	-	-	-	-	-	-	-
347: Business administration	17	-	7	1	7	1	1	-	-	-	-	-
348: Public administration (including administrations of institutions)	-	-	-	-	-	-	-	-	-	-	-	-
349: Other courses in business administration.	-	-	-	-	-	-	-	-	-	-	-	-
38: Law:	1	-	-	-	-	1	-	-	-	-	-	-
381: Law (general, international, labour, etc)	1	-	-	-	-	1	-	-	-	-	-	-
382: Qualification to practice.as "notaires"...	-	-	-	-	-	-	-	-	-	-	-	-
383: Qualification to practice.as attorney ...	-	-	-	-	-	-	-	-	-	-	-	-
42: Life sciences	6	-	1	3	1	1	-	-	-	-	-	-
421: Biology and biochemistry	5	-	1	3	1	-	-	-	-	-	-	-

(1) Comprising International Standard Classification of Education (ISCED) levels 5b & 6. See Appendix V for description of codes.

Table E6 - Resident population 15 years of age and over with a post-secondary degree(1), by major field of study of highest qualification, age and sex

Country, Island, Sex and Field of study	Total	Age (in years)											
		15 - 19	20 - 24	25 - 29	30 - 34	35 - 39	40 - 44	45 - 49	50 - 54	55 - 59	60 - 64	65+	
ISLAND OF RODRIGUES													
422: Environmental science	1	-	-	-	-	1	-	-	-	-	-	-	
44: Physical sciences	4	-	-	2	-	-	-	-	-	-	-	2	
441: Physics	1	-	-	1	-	-	-	-	-	-	-	-	
442: Chemistry	2	-	-	1	-	-	-	-	-	-	-	1	
443: Meteorology and weather forecasting science	-	-	-	-	-	-	-	-	-	-	-	-	
444: Oceanography	-	-	-	-	-	-	-	-	-	-	-	-	
445: Earth Science	1	-	-	-	-	-	-	-	-	-	-	1	
446: Other physical sciences	-	-	-	-	-	-	-	-	-	-	-	-	
46: Mathematics and statistics	6	-	2	-	4	-	-	-	-	-	-	-	
461: Mathematics	6	-	2	-	4	-	-	-	-	-	-	-	
462: Statistics and actuarial science	-	-	-	-	-	-	-	-	-	-	-	-	
48: Computing	3	-	1	1	1	-	-	-	-	-	-	-	
481: Computer science	3	-	1	1	1	-	-	-	-	-	-	-	
482: Computer use	-	-	-	-	-	-	-	-	-	-	-	-	
52: Engineering and engineering trades	1	-	-	-	1	-	-	-	-	-	-	-	
521: Mechanical Engineering	-	-	-	-	-	-	-	-	-	-	-	-	
522: Mechanics and metal work	-	-	-	-	-	-	-	-	-	-	-	-	
523: Electrical Engineering	-	-	-	-	-	-	-	-	-	-	-	-	
524: Electricity and energy	-	-	-	-	-	-	-	-	-	-	-	-	
525: Computer engineering (incl. hardware) ...	-	-	-	-	-	-	-	-	-	-	-	-	
526: Electronics and automation	-	-	-	-	-	-	-	-	-	-	-	-	
527: Chemical and process	1	-	-	-	1	-	-	-	-	-	-	-	
528: Motor vehicles, ships and aircraft	-	-	-	-	-	-	-	-	-	-	-	-	
529: Other engineering courses.....	-	-	-	-	-	-	-	-	-	-	-	-	
54: Manufacturing and processing	3	-	1	-	1	-	-	-	1	-	-	-	
541: Food and drink processing.....	3	-	1	-	1	-	-	-	1	-	-	-	
542: Textiles, clothes, footwear, leather ...	-	-	-	-	-	-	-	-	-	-	-	-	
543: Materials (wood, paper, plastics, glass).	-	-	-	-	-	-	-	-	-	-	-	-	
544: Mining and extraction	-	-	-	-	-	-	-	-	-	-	-	-	
58: Architecture and building	2	-	-	-	-	1	-	1	-	-	-	-	
581: Architecture and town planning	1	-	-	-	-	1	-	-	-	-	-	-	
582: Civil and building engineering	1	-	-	-	-	-	-	1	-	-	-	-	
583: Other architecture courses	-	-	-	-	-	-	-	-	-	-	-	-	
62: Agriculture, forestry & fishery	1	-	-	1	-	-	-	-	-	-	-	-	
621: Agriculture	1	-	-	1	-	-	-	-	-	-	-	-	
622: Horticulture	-	-	-	-	-	-	-	-	-	-	-	-	
623: Forestry	-	-	-	-	-	-	-	-	-	-	-	-	
624: Fisheries	-	-	-	-	-	-	-	-	-	-	-	-	
625: Other agriculture, forestry and fishery courses	-	-	-	-	-	-	-	-	-	-	-	-	
64: Veterinary	1	-	-	-	1	-	-	-	-	-	-	-	
72: Health	8	-	1	1	4	-	-	-	1	-	1	-	
721: Medicine	5	-	-	-	4	-	-	-	1	-	-	-	
722: Nursing and caring	-	-	-	-	-	-	-	-	-	-	-	-	
723: Dental services	1	-	-	1	-	-	-	-	-	-	-	-	
724: Medical diagnostic and treatment technology	-	-	-	-	-	-	-	-	-	-	-	-	
725: Therapy and rehabilitation	2	-	1	-	-	-	-	-	-	-	1	-	
726: Pharmacy	-	-	-	-	-	-	-	-	-	-	-	-	

(1) Comprising International Standard Classification of Education (ISCED) levels 5b & 6. See Appendix V for description of codes.

Table E6 - Resident population 15 years of age and over with a post-secondary degree(1), by major field of study of highest qualification, age and sex

Country, Island, Sex and Field of study	Total	Age (in years)											
		15 - 19	20 - 24	25 - 29	30 - 34	35 - 39	40 - 44	45 - 49	50 - 54	55 - 59	60 - 64	65+	
ISLAND OF RODRIGUES													
727: Nutrition and dietetics	-	-	-	-	-	-	-	-	-	-	-	-	-
728: Public health services	-	-	-	-	-	-	-	-	-	-	-	-	-
76: Social services	3	-	-	1	1	1	-	-	-	-	-	-	-
761: Child care and youth services	-	-	-	-	-	-	-	-	-	-	-	-	-
762: Social work and counseling	3	-	-	1	1	1	-	-	-	-	-	-	-
763: Care of the old and disabled	-	-	-	-	-	-	-	-	-	-	-	-	-
81: Personal services	3	-	1	2	-	-	-	-	-	-	-	-	-
811: Hotel, restaurant and catering	-	-	-	-	-	-	-	-	-	-	-	-	-
812: Travel, tourism and leisure	3	-	1	2	-	-	-	-	-	-	-	-	-
813: Sports	-	-	-	-	-	-	-	-	-	-	-	-	-
814: Domestic services	-	-	-	-	-	-	-	-	-	-	-	-	-
815: Hair and beauty services	-	-	-	-	-	-	-	-	-	-	-	-	-
816: Other personal services	-	-	-	-	-	-	-	-	-	-	-	-	-
84: Transport services	-	-	-	-	-	-	-	-	-	-	-	-	-
85: Environmental protection	1	-	1	-	-	-	-	-	-	-	-	-	-
851: Environmental protection technology	-	-	-	-	-	-	-	-	-	-	-	-	-
852: Natural environments and wildlife	-	-	-	-	-	-	-	-	-	-	-	-	-
853: Community sanitation services	-	-	-	-	-	-	-	-	-	-	-	-	-
854: Labour protection and security	1	-	1	-	-	-	-	-	-	-	-	-	-
86: Security services	-	-	-	-	-	-	-	-	-	-	-	-	-
861: Protection of persons and property	-	-	-	-	-	-	-	-	-	-	-	-	-
862: Military and defence	-	-	-	-	-	-	-	-	-	-	-	-	-
99: Fields of education not known or unspecified .	-	-	-	-	-	-	-	-	-	-	-	-	-

(1) Comprising International Standard Classification of Education (ISCED) levels 5b & 6. See Appendix V for description of codes.

Table E7 - Resident population 15 years of age and over with a post secondary degree(1), by sex, broad field and duration of study of highest post secondary qualification

Country, Island, Sex and Broad field of study	Total	Duration of study (in months)							
		Less than 12	12 - 23	24 - 35	36 - 47	48 - 59	60 - 71	72+	Not stated
REPUBLIC OF MAURITIUS									
Both sexes									
All fields of study	45,641	331	2,977	7,674	21,614	6,812	2,785	1,559	1,889
01: Basic programmes	-	-	-	-	-	-	-	-	-
08: Literacy and numeracy	1	-	-	-	-	1	-	-	-
09: Personal development	60	-	8	26	11	9	3	3	-
14: Teacher training & education science	1,851	27	365	850	411	88	29	15	66
21: Arts	1,262	10	50	171	726	192	50	20	43
22: Humanities	4,534	33	195	757	2,728	362	168	91	200
31: Social and behavioural science	2,936	17	142	415	1,749	356	112	36	109
32: Journalism and information	414	5	22	47	234	69	13	2	22
34: Business and administration	14,136	98	1,088	2,921	6,515	1,934	744	249	587
38: Law	1,584	10	148	130	665	341	178	45	67
42: Life sciences	993	7	63	187	509	113	44	25	45
44: Physical sciences	1,315	9	62	188	766	157	49	26	58
46: Mathematics and statistics	1,423	7	69	155	925	140	40	18	69
48: Computing	4,486	25	327	656	2,573	590	117	24	174
52: Engineering and engineering trades	2,972	15	117	298	1,053	1,095	215	70	109
54: Manufacturing and processing	415	3	21	50	251	61	13	3	13
58: Architecture and building	1,197	6	50	133	396	399	110	58	45
62: Agriculture, forestry & fishery	748	6	41	107	422	101	34	8	29
64: Veterinary	63	1	3	8	16	6	18	10	1
72: Health	3,219	33	92	246	672	416	778	832	150
76: Social services	275	2	16	68	107	66	4	2	10
81: Personal services	974	11	43	131	602	111	31	7	38
84: Transport services	166	2	10	44	55	24	13	7	11
85: Environmental protection	221	3	27	46	87	35	10	-	13
86: Security services	324	1	15	35	119	132	7	4	11
99: Fields of education not known or unspecified	72	-	3	5	22	14	5	4	19
Male									
All fields of study	26,474	192	1,777	4,550	11,461	4,383	1,885	1,142	1,084
01: Basic programmes	-	-	-	-	-	-	-	-	-
08: Literacy and numeracy	1	-	-	-	-	1	-	-	-
09: Personal development	16	-	2	6	4	3	1	-	-
14: Teacher training & education science	903	13	170	432	195	40	16	7	30
21: Arts	614	4	29	80	351	89	23	13	25
22: Humanities	1,467	14	62	260	779	136	84	63	69
31: Social and behavioural science	1,493	10	80	223	866	178	57	27	52
32: Journalism and information	170	3	11	23	89	32	4	-	8
34: Business and administration	8,142	52	677	1,840	3,427	1,104	526	179	337
38: Law	882	7	79	81	339	196	111	33	36
42: Life sciences	519	4	32	107	244	70	28	11	23
44: Physical sciences	846	8	44	121	461	114	37	22	39
46: Mathematics and statistics	852	5	49	100	532	88	27	15	36
48: Computing	2,946	11	222	459	1,618	422	88	17	109
52: Engineering and engineering trades	2,515	15	104	245	874	920	198	63	96
54: Manufacturing and processing	157	-	11	13	84	35	9	2	3
58: Architecture and building	1,067	6	44	115	360	358	94	49	41
62: Agriculture, forestry & fishery	489	4	33	72	258	76	28	4	14
64: Veterinary	49	1	3	8	11	6	13	6	1
72: Health	2,097	23	58	161	400	246	491	612	106
76: Social services	136	1	8	29	57	37	2	-	2
81: Personal services	498	6	21	73	295	62	16	5	20
84: Transport services	155	2	8	41	53	21	13	7	10
85: Environmental protection	135	2	16	24	51	24	8	-	10
86: Security services	287	1	13	33	103	117	7	4	9
99: Fields of education not known or unspecified	38	-	1	4	10	8	4	3	8

(1) Comprising International Standard Classification of Education (ISCED) levels 5b & 6. See Appendix V for description of codes.

Table E7 - Resident population 15 years of age and over with a post secondary degree(1), by sex, broad field and duration of study of highest post secondary qualification

Country, Island, Sex and Broad field of study	Total	Duration of study (in months)							
		Less than 12	12 - 23	24 - 35	36 - 47	48 - 59	60 - 71	72+	Not stated
REPUBLIC OF MAURITIUS									
Female									
All fields of study	19,167	139	1,200	3,124	10,153	2,429	900	417	805
01: Basic programmes	-	-	-	-	-	-	-	-	-
08: Literacy and numeracy	-	-	-	-	-	-	-	-	-
09: Personal development	44	-	6	20	7	6	2	3	-
14: Teacher training & education science	948	14	195	418	216	48	13	8	36
21: Arts	648	6	21	91	375	103	27	7	18
22: Humanities	3,067	19	133	497	1,949	226	84	28	131
31: Social and behavioural science	1,443	7	62	192	883	178	55	9	57
32: Journalism and information	244	2	11	24	145	37	9	2	14
34: Business and administration	5,994	46	411	1,081	3,088	830	218	70	250
38: Law	702	3	69	49	326	145	67	12	31
42: Life sciences	474	3	31	80	265	43	16	14	22
44: Physical sciences	469	1	18	67	305	43	12	4	19
46: Mathematics and statistics	571	2	20	55	393	52	13	3	33
48: Computing	1,540	14	105	197	955	168	29	7	65
52: Engineering and engineering trades	457	-	13	53	179	175	17	7	13
54: Manufacturing and processing	258	3	10	37	167	26	4	1	10
58: Architecture and building	130	-	6	18	36	41	16	9	4
62: Agriculture, forestry & fishery	259	2	8	35	164	25	6	4	15
64: Veterinary	14	-	-	-	5	-	5	4	-
72: Health	1,122	10	34	85	272	170	287	220	44
76: Social services	139	1	8	39	50	29	2	2	8
81: Personal services	476	5	22	58	307	49	15	2	18
84: Transport services	11	-	2	3	2	3	-	-	1
85: Environmental protection	86	1	11	22	36	11	2	-	3
86: Security services	37	-	2	2	16	15	-	-	2
99: Fields of education not known or unspecified	34	-	2	1	12	6	1	1	11

(1) Comprising International Standard Classification of Education (ISCED) levels 5b & 6. See Appendix V for description of codes.

Table E7 - Resident population 15 years of age and over with a post secondary degree(1), by sex, broad field and duration of study of highest post secondary qualification

Country, Island, Sex and Broad field of study	Total	Duration of study (in months)							
		Less than 12	12 - 23	24 - 35	36 - 47	48 - 59	60 - 71	72+	Not stated
ISLAND OF MAURITIUS									
Both sexes									
All fields of study	45,240	326	2,951	7,600	21,414	6,765	2,766	1,547	1,871
01: Basic programmes	-	-	-	-	-	-	-	-	-
08: Literacy and numeracy	1	-	-	-	-	1	-	-	-
09: Personal development	60	-	8	26	11	9	3	3	-
14: Teacher training & education science	1,819	25	362	831	404	88	29	15	65
21: Arts	1,254	10	50	170	722	190	50	20	42
22: Humanities	4,486	32	192	750	2,699	358	168	88	199
31: Social and behavioural science	2,907	17	141	414	1,730	352	110	35	108
32: Journalism and information	410	5	22	47	230	69	13	2	22
34: Business and administration	14,022	98	1,079	2,896	6,456	1,919	742	248	584
38: Law	1,576	10	148	129	661	339	177	45	67
42: Life sciences	981	7	61	184	503	113	44	25	44
44: Physical sciences	1,296	9	61	186	755	157	47	26	55
46: Mathematics and statistics	1,411	7	69	155	915	138	40	18	69
48: Computing	4,469	25	325	653	2,563	589	117	24	173
52: Engineering and engineering trades	2,956	15	116	296	1,047	1,091	214	69	108
54: Manufacturing and processing	409	3	20	50	247	61	13	3	12
58: Architecture and building	1,182	6	48	130	393	394	110	58	43
62: Agriculture, forestry & fishery	737	6	41	107	414	99	34	8	28
64: Veterinary	60	1	3	8	15	6	16	10	1
72: Health	3,191	32	92	241	667	414	769	826	150
76: Social services	270	2	16	66	106	64	4	2	10
81: Personal services	968	11	42	131	597	111	31	7	38
84: Transport services	165	2	10	44	55	24	13	7	10
85: Environmental protection	219	3	27	46	85	35	10	-	13
86: Security services	320	-	15	35	118	130	7	4	11
99: Fields of education not known or unspecified	71	-	3	5	21	14	5	4	19
Male									
All fields of study	26,237	188	1,760	4,503	11,360	4,351	1,871	1,133	1,071
01: Basic programmes	-	-	-	-	-	-	-	-	-
08: Literacy and numeracy	1	-	-	-	-	1	-	-	-
09: Personal development	16	-	2	6	4	3	1	-	-
14: Teacher training & education science	881	12	167	419	190	40	16	7	30
21: Arts	609	4	29	79	349	88	23	13	24
22: Humanities	1,455	13	62	259	772	135	84	61	69
31: Social and behavioural science	1,478	10	80	222	857	175	57	26	51
32: Journalism and information	169	3	11	23	88	32	4	-	8
34: Business and administration	8,083	52	673	1,825	3,402	1,094	524	178	335
38: Law	875	7	79	80	336	194	110	33	36
42: Life sciences	513	4	30	105	242	70	28	11	23
44: Physical sciences	831	8	43	120	453	114	35	22	36
46: Mathematics and statistics	846	5	49	100	527	87	27	15	36
48: Computing	2,932	11	220	457	1,609	422	88	17	108
52: Engineering and engineering trades	2,500	15	103	243	869	916	197	62	95
54: Manufacturing and processing	154	-	10	13	82	35	9	2	3
58: Architecture and building	1,054	6	42	114	357	353	94	49	39
62: Agriculture, forestry & fishery	479	4	33	72	251	74	28	4	13
64: Veterinary	47	1	3	8	10	6	12	6	1
72: Health	2,077	22	58	156	398	245	484	608	106
76: Social services	134	1	8	27	57	37	2	-	2
81: Personal services	495	6	20	73	293	62	16	5	20
84: Transport services	154	2	8	41	53	21	13	7	9
85: Environmental protection	134	2	16	24	50	24	8	-	10
86: Security services	283	-	13	33	102	115	7	4	9
99: Fields of education not known or unspecified	37	-	1	4	9	8	4	3	8

(1) Comprising International Standard Classification of Education (ISCED) levels 5b & 6. See Appendix V for description of codes.

Table E7 - Resident population 15 years of age and over with a post secondary degree(1), by sex, broad field and duration of study of highest post secondary qualification

Country, Island, Sex and Broad field of study	Total	Duration of study (in months)							
		Less than 12	12 - 23	24 - 35	36 - 47	48 - 59	60 - 71	72+	Not stated
ISLAND OF MAURITIUS									
Female									
All fields of study	19,003	138	1,191	3,097	10,054	2,414	895	414	800
01: Basic programmes	-	-	-	-	-	-	-	-	-
08: Literacy and numeracy	-	-	-	-	-	-	-	-	-
09: Personal development	44	-	6	20	7	6	2	3	-
14: Teacher training & education science	938	13	195	412	214	48	13	8	35
21: Arts	645	6	21	91	373	102	27	7	18
22: Humanities	3,031	19	130	491	1,927	223	84	27	130
31: Social and behavioural science	1,429	7	61	192	873	177	53	9	57
32: Journalism and information	241	2	11	24	142	37	9	2	14
34: Business and administration	5,939	46	406	1,071	3,054	825	218	70	249
38: Law	701	3	69	49	325	145	67	12	31
42: Life sciences	468	3	31	79	261	43	16	14	21
44: Physical sciences	465	1	18	66	302	43	12	4	19
46: Mathematics and statistics	565	2	20	55	388	51	13	3	33
48: Computing	1,537	14	105	196	954	167	29	7	65
52: Engineering and engineering trades	456	-	13	53	178	175	17	7	13
54: Manufacturing and processing	255	3	10	37	165	26	4	1	9
58: Architecture and building	128	-	6	16	36	41	16	9	4
62: Agriculture, forestry & fishery	258	2	8	35	163	25	6	4	15
64: Veterinary	13	-	-	-	5	-	4	4	-
72: Health	1,114	10	34	85	269	169	285	218	44
76: Social services	136	1	8	39	49	27	2	2	8
81: Personal services	473	5	22	58	304	49	15	2	18
84: Transport services	11	-	2	3	2	3	-	-	1
85: Environmental protection	85	1	11	22	35	11	2	-	3
86: Security services	37	-	2	2	16	15	-	-	2
99: Fields of education not known or unspecified	34	-	2	1	12	6	1	1	11

(1) Comprising International Standard Classification of Education (ISCED) levels 5b & 6. See Appendix V for description of codes.

Table E7 - Resident population 15 years of age and over with a post secondary degree(1), by sex, broad field and duration of study of highest post secondary qualification

Country, Island, Sex and Broad field of study	Total	Duration of study (in months)							
		Less than 12	12 - 23	24 - 35	36 - 47	48 - 59	60 - 71	72+	Not stated
ISLAND OF RODRIGUES									
Both sexes									
All fields of study	401	5	26	74	200	47	19	12	18
01: Basic programmes	-	-	-	-	-	-	-	-	-
08: Literacy and numeracy	-	-	-	-	-	-	-	-	-
09: Personal development	-	-	-	-	-	-	-	-	-
14: Teacher training & education science	32	2	3	19	7	-	-	-	1
21: Arts	8	-	-	1	4	2	-	-	1
22: Humanities	48	1	3	7	29	4	-	3	1
31: Social and behavioural science	29	-	1	1	19	4	2	1	1
32: Journalism and information	4	-	-	-	4	-	-	-	-
34: Business and administration	114	-	9	25	59	15	2	1	3
38: Law	8	-	-	1	4	2	1	-	-
42: Life sciences	12	-	2	3	6	-	-	-	1
44: Physical sciences	19	-	1	2	11	-	2	-	3
46: Mathematics and statistics	12	-	-	-	10	2	-	-	-
48: Computing	17	-	2	3	10	1	-	-	1
52: Engineering and engineering trades	16	-	1	2	6	4	1	1	1
54: Manufacturing and processing	6	-	1	-	4	-	-	-	1
58: Architecture and building	15	-	2	3	3	5	-	-	2
62: Agriculture, forestry & fishery	11	-	-	-	8	2	-	-	1
64: Veterinary	3	-	-	-	1	-	2	-	-
72: Health	28	1	-	5	5	2	9	6	-
76: Social services	5	-	-	2	1	2	-	-	-
81: Personal services	6	-	1	-	5	-	-	-	-
84: Transport services	1	-	-	-	-	-	-	-	1
85: Environmental protection	2	-	-	-	2	-	-	-	-
86: Security services	4	1	-	-	1	2	-	-	-
99: Fields of education not known or unspecified	1	-	-	-	1	-	-	-	-
Male									
All fields of study	237	4	17	47	101	32	14	9	13
01: Basic programmes	-	-	-	-	-	-	-	-	-
08: Literacy and numeracy	-	-	-	-	-	-	-	-	-
09: Personal development	-	-	-	-	-	-	-	-	-
14: Teacher training & education science	22	1	3	13	5	-	-	-	-
21: Arts	5	-	-	1	2	1	-	-	1
22: Humanities	12	1	-	1	7	1	-	2	-
31: Social and behavioural science	15	-	-	1	9	3	-	1	1
32: Journalism and information	1	-	-	-	1	-	-	-	-
34: Business and administration	59	-	4	15	25	10	2	1	2
38: Law	7	-	-	1	3	2	1	-	-
42: Life sciences	6	-	2	2	2	-	-	-	-
44: Physical sciences	15	-	1	1	8	-	2	-	3
46: Mathematics and statistics	6	-	-	-	5	1	-	-	-
48: Computing	14	-	2	2	9	-	-	-	1
52: Engineering and engineering trades	15	-	1	2	5	4	1	1	1
54: Manufacturing and processing	3	-	1	-	2	-	-	-	-
58: Architecture and building	13	-	2	1	3	5	-	-	2
62: Agriculture, forestry & fishery	10	-	-	-	7	2	-	-	1
64: Veterinary	2	-	-	-	1	-	1	-	-
72: Health	20	1	-	5	2	1	7	4	-
76: Social services	2	-	-	2	-	-	-	-	-
81: Personal services	3	-	1	-	2	-	-	-	-
84: Transport services	1	-	-	-	-	-	-	-	1
85: Environmental protection	1	-	-	-	1	-	-	-	-
86: Security services	4	1	-	-	1	2	-	-	-
99: Fields of education not known or unspecified	1	-	-	-	1	-	-	-	-

(1) Comprising International Standard Classification of Education (ISCED) levels 5b & 6. See Appendix V for description of codes.

Table E7 - Resident population 15 years of age and over with a post secondary degree(1), by sex, broad field and duration of study of highest post secondary qualification

Country, Island, Sex and Broad field of study	Total	Duration of study (in months)							
		Less than 12	12 - 23	24 - 35	36 - 47	48 - 59	60 - 71	72+	Not stated
ISLAND OF RODRIGUES									
Female									
All fields of study	164	1	9	27	99	15	5	3	5
01: Basic programmes	-	-	-	-	-	-	-	-	-
08: Literacy and numeracy	-	-	-	-	-	-	-	-	-
09: Personal development	-	-	-	-	-	-	-	-	-
14: Teacher training & education science	10	1	-	6	2	-	-	-	1
21: Arts	3	-	-	-	2	1	-	-	-
22: Humanities	36	-	3	6	22	3	-	1	1
31: Social and behavioural science	14	-	1	-	10	1	2	-	-
32: Journalism and information	3	-	-	-	3	-	-	-	-
34: Business and administration	55	-	5	10	34	5	-	-	1
38: Law	1	-	-	-	1	-	-	-	-
42: Life sciences	6	-	-	1	4	-	-	-	1
44: Physical sciences	4	-	-	1	3	-	-	-	-
46: Mathematics and statistics	6	-	-	-	5	1	-	-	-
48: Computing	3	-	-	1	1	1	-	-	-
52: Engineering and engineering trades	1	-	-	-	1	-	-	-	-
54: Manufacturing and processing	3	-	-	-	2	-	-	-	1
58: Architecture and building	2	-	-	2	-	-	-	-	-
62: Agriculture, forestry & fishery	1	-	-	-	1	-	-	-	-
64: Veterinary	1	-	-	-	-	-	1	-	-
72: Health	8	-	-	-	3	1	2	2	-
76: Social services	3	-	-	-	1	2	-	-	-
81: Personal services	3	-	-	-	3	-	-	-	-
84: Transport services	-	-	-	-	-	-	-	-	-
85: Environmental protection	1	-	-	-	1	-	-	-	-
86: Security services	-	-	-	-	-	-	-	-	-
99: Fields of education not known or unspecified	-	-	-	-	-	-	-	-	-

(1) Comprising International Standard Classification of Education (ISCED) levels 5b & 6. See Appendix V for description of codes.

Table E8 - Resident population 15 years of age and over with a post-secondary degree(1), by sex, broad field of study of highest post-secondary qualification and highest level of secondary education

Country, Island, Sex and broad field of study	Total	Level of secondary education			
		Form V and lower	SC or equivalent	HSC or equivalent	Not stated
REPUBLIC OF MAURITIUS					
Both Sexes					
All fields of study	45,641	999	2,721	41,744	177
01: Basic programmes	-	-	-	-	-
08: Literacy and numeracy	1	-	-	1	-
09: Personal development	60	1	1	58	-
14: Teacher training & education science	1,851	39	147	1,661	4
21: Arts	1,262	33	84	1,139	6
22: Humanities	4,534	148	352	4,019	15
31: Social and behavioural science	2,936	66	237	2,618	15
32: Journalism and information	414	11	19	384	-
34: Business and administration	14,136	242	735	13,117	42
38: Law	1,584	32	73	1,478	1
42: Life sciences	993	18	73	892	10
44: Physical sciences	1,315	20	80	1,210	5
46: Mathematics and statistics	1,423	20	83	1,316	4
48: Computing	4,486	76	131	4,268	11
52: Engineering and engineering trades	2,972	87	233	2,639	13
54: Manufacturing and processing	415	8	7	396	4
58: Architecture and building	1,197	47	81	1,051	18
62: Agriculture, forestry & fishery	748	12	29	706	1
64: Veterinary	63	1	4	58	-
72: Health	3,219	62	155	2,985	17
76: Social services	275	6	36	233	-
81: Personal services	974	37	81	853	3
84: Transport services	166	14	14	136	2
85: Environmental protection	221	10	14	197	-
86: Security services	324	6	42	275	1
99: Fields of education not known or unspecified	72	3	10	54	5
Male					
All fields of study	26,474	613	1,983	23,777	101
01: Basic programmes	-	-	-	-	-
08: Literacy and numeracy	1	-	-	1	-
09: Personal development	16	-	-	16	-
14: Teacher training & education science	903	18	81	804	-
21: Arts	614	18	53	542	1
22: Humanities	1,467	73	196	1,190	8
31: Social and behavioural science	1,493	36	179	1,273	5
32: Journalism and information	170	5	12	153	-
34: Business and administration	8,142	152	531	7,434	25
38: Law	882	14	62	806	-
42: Life sciences	519	8	46	461	4
44: Physical sciences	846	13	64	767	2
46: Mathematics and statistics	852	12	63	774	3
48: Computing	2,946	57	101	2,781	7
52: Engineering and engineering trades	2,515	68	220	2,217	10
54: Manufacturing and processing	157	7	3	144	3
58: Architecture and building	1,067	46	75	930	16
62: Agriculture, forestry & fishery	489	7	27	454	1
64: Veterinary	49	-	4	45	-
72: Health	2,097	35	115	1,937	10
76: Social services	136	4	23	109	-
81: Personal services	498	16	57	424	1
84: Transport services	155	12	13	128	2
85: Environmental protection	135	6	9	120	-
86: Security services	287	5	40	241	1
99: Fields of education not known or unspecified	38	1	9	26	2

(1) Comprising International Standard Classification of Education (ISCED) levels 5b & 6. See Appendix V for description of codes.

Table E8 - Resident population 15 years of age and over with a post-secondary degree(1), by sex, broad field of study of highest post-secondary qualification and highest level of secondary education

Country, Island, Sex and broad field of study	Total	Level of secondary education			
		Form V and lower	SC or equivalent	HSC or equivalent	Not stated

REPUBLIC OF MAURITIUS

Both Sexes

Female

All fields of study.	19,167	386	738	17,967	76
01: Basic programmes.	-	-	-	-	-
08: Literacy and numeracy	-	-	-	-	-
09: Personal development.	44	1	1	42	-
14: Teacher training & education science.	948	21	66	857	4
21: Arts.	648	15	31	597	5
22: Humanities.	3,067	75	156	2,829	7
31: Social and behavioural science.	1,443	30	58	1,345	10
32: Journalism and information.	244	6	7	231	-
34: Business and administration	5,994	90	204	5,683	17
38: Law	702	18	11	672	1
42: Life sciences	474	10	27	431	6
44: Physical sciences	469	7	16	443	3
46: Mathematics and statistics.	571	8	20	542	1
48: Computing	1,540	19	30	1,487	4
52: Engineering and engineering trades.	457	19	13	422	3
54: Manufacturing and processing.	258	1	4	252	1
58: Architecture and building	130	1	6	121	2
62: Agriculture, forestry & fishery	259	5	2	252	-
64: Veterinary.	14	1	-	13	-
72: Health.	1,122	27	40	1,048	7
76: Social services	139	2	13	124	-
81: Personal services	476	21	24	429	2
84: Transport services.	11	2	1	8	-
85: Environmental protection.	86	4	5	77	-
86: Security services	37	1	2	34	-
99: Fields of education not known or unspecified	34	2	1	28	3

(1) Comprising International Standard Classification of Education (ISCED) levels 5b & 6. See Appendix V for description of codes.

Table E8 - Resident population 15 years of age and over with a post-secondary degree(1), by sex, broad field of study of highest post-secondary qualification and highest level of secondary education

Country, Island, Sex and broad field of study	Total	Level of secondary education			
		Form V and lower	SC or equivalent	HSC or equivalent	Not stated
ISLAND OF MAURITIUS					
Both Sexes					
All fields of study	45,240	982	2,698	41,383	177
01: Basic programmes	-	-	-	-	-
08: Literacy and numeracy	1	-	-	1	-
09: Personal development	60	1	1	58	-
14: Teacher training & education science	1,819	39	145	1,631	4
21: Arts	1,254	33	83	1,132	6
22: Humanities	4,486	147	350	3,974	15
31: Social and behavioural science	2,907	65	235	2,592	15
32: Journalism and information	410	11	18	381	-
34: Business and administration	14,022	237	730	13,013	42
38: Law	1,576	32	71	1,472	1
42: Life sciences	981	17	73	881	10
44: Physical sciences	1,296	19	80	1,192	5
46: Mathematics and statistics	1,411	20	83	1,304	4
48: Computing	4,469	74	131	4,253	11
52: Engineering and engineering trades	2,956	86	231	2,626	13
54: Manufacturing and processing	409	7	7	391	4
58: Architecture and building	1,182	45	81	1,038	18
62: Agriculture, forestry & fishery	737	12	29	695	1
64: Veterinary	60	1	4	55	-
72: Health	3,191	60	154	2,960	17
76: Social services	270	6	35	229	-
81: Personal services	968	37	80	848	3
84: Transport services	165	14	14	135	2
85: Environmental protection	219	10	14	195	-
86: Security services	320	6	39	274	1
99: Fields of education not known or unspecified	71	3	10	53	5
Male					
All fields of study	26,237	604	1,965	23,567	101
01: Basic programmes	-	-	-	-	-
08: Literacy and numeracy	1	-	-	1	-
09: Personal development	16	-	-	16	-
14: Teacher training & education science	881	18	79	784	-
21: Arts	609	18	52	538	1
22: Humanities	1,455	73	195	1,179	8
31: Social and behavioural science	1,478	35	177	1,261	5
32: Journalism and information	169	5	11	153	-
34: Business and administration	8,083	149	529	7,380	25
38: Law	875	14	60	801	-
42: Life sciences	513	8	46	455	4
44: Physical sciences	831	13	64	752	2
46: Mathematics and statistics	846	12	63	768	3
48: Computing	2,932	56	101	2,768	7
52: Engineering and engineering trades	2,500	67	218	2,205	10
54: Manufacturing and processing	154	6	3	142	3
58: Architecture and building	1,054	45	75	918	16
62: Agriculture, forestry & fishery	479	7	27	444	1
64: Veterinary	47	-	4	43	-
72: Health	2,077	34	114	1,919	10
76: Social services	134	4	23	107	-
81: Personal services	495	16	56	422	1
84: Transport services	154	12	13	127	2
85: Environmental protection	134	6	9	119	-
86: Security services	283	5	37	240	1
99: Fields of education not known or unspecified	37	1	9	25	2

(1) Comprising International Standard Classification of Education (ISCED) levels 5b & 6. See Appendix V for description of codes.

Table E8 - Resident population 15 years of age and over with a post-secondary degree(1), by sex, broad field of study of highest post-secondary qualification and highest level of secondary education

Country, Island, Sex and broad field of study	Total	Level of secondary education			
		Form V and lower	SC or equivalent	HSC or equivalent	Not stated

ISLAND OF MAURITIUS

Both Sexes

Female

All fields of study.	19,003	378	733	17,816	76
01: Basic programmes.	-	-	-	-	-
08: Literacy and numeracy	-	-	-	-	-
09: Personal development.	44	1	1	42	-
14: Teacher training & education science.	938	21	66	847	4
21: Arts.	645	15	31	594	5
22: Humanities.	3,031	74	155	2,795	7
31: Social and behavioural science.	1,429	30	58	1,331	10
32: Journalism and information.	241	6	7	228	-
34: Business and administration	5,939	88	201	5,633	17
38: Law	701	18	11	671	1
42: Life sciences	468	9	27	426	6
44: Physical sciences	465	6	16	440	3
46: Mathematics and statistics.	565	8	20	536	1
48: Computing	1,537	18	30	1,485	4
52: Engineering and engineering trades.	456	19	13	421	3
54: Manufacturing and processing.	255	1	4	249	1
58: Architecture and building	128	-	6	120	2
62: Agriculture, forestry & fishery	258	5	2	251	-
64: Veterinary.	13	1	-	12	-
72: Health.	1,114	26	40	1,041	7
76: Social services	136	2	12	122	-
81: Personal services	473	21	24	426	2
84: Transport services.	11	2	1	8	-
85: Environmental protection.	85	4	5	76	-
86: Security services	37	1	2	34	-
99: Fields of education not known or unspecified	34	2	1	28	3

(1) Comprising International Standard Classification of Education (ISCED) levels 5b & 6. See Appendix V for description of codes.

Table E8 - Resident population 15 years of age and over with a post-secondary degree(1), by sex, broad field of study of highest post-secondary qualification and highest level of secondary education

Country, Island, Sex and broad field of study	Total	Level of secondary education			
		Form V and lower	SC or equivalent	HSC or equivalent	Not stated
ISLAND OF RODRIGUES					
Both Sexes					
All fields of study	401	17	23	361	-
01: Basic programmes	-	-	-	-	-
08: Literacy and numeracy	-	-	-	-	-
09: Personal development	-	-	-	-	-
14: Teacher training & education science	32	-	2	30	-
21: Arts	8	-	1	7	-
22: Humanities	48	1	2	45	-
31: Social and behavioural science	29	1	2	26	-
32: Journalism and information	4	-	1	3	-
34: Business and administration	114	5	5	104	-
38: Law	8	-	2	6	-
42: Life sciences	12	1	-	11	-
44: Physical sciences	19	1	-	18	-
46: Mathematics and statistics	12	-	-	12	-
48: Computing	17	2	-	15	-
52: Engineering and engineering trades	16	1	2	13	-
54: Manufacturing and processing	6	1	-	5	-
58: Architecture and building	15	2	-	13	-
62: Agriculture, forestry & fishery	11	-	-	11	-
64: Veterinary	3	-	-	3	-
72: Health	28	2	1	25	-
76: Social services	5	-	1	4	-
81: Personal services	6	-	1	5	-
84: Transport services	1	-	-	1	-
85: Environmental protection	2	-	-	2	-
86: Security services	4	-	3	1	-
99: Fields of education not known or unspecified	1	-	-	1	-
Male					
All fields of study	237	9	18	210	-
01: Basic programmes	-	-	-	-	-
08: Literacy and numeracy	-	-	-	-	-
09: Personal development	-	-	-	-	-
14: Teacher training & education science	22	-	2	20	-
21: Arts	5	-	1	4	-
22: Humanities	12	-	1	11	-
31: Social and behavioural science	15	1	2	12	-
32: Journalism and information	1	-	1	-	-
34: Business and administration	59	3	2	54	-
38: Law	7	-	2	5	-
42: Life sciences	6	-	-	6	-
44: Physical sciences	15	-	-	15	-
46: Mathematics and statistics	6	-	-	6	-
48: Computing	14	1	-	13	-
52: Engineering and engineering trades	15	1	2	12	-
54: Manufacturing and processing	3	1	-	2	-
58: Architecture and building	13	1	-	12	-
62: Agriculture, forestry & fishery	10	-	-	10	-
64: Veterinary	2	-	-	2	-
72: Health	20	1	1	18	-
76: Social services	2	-	-	2	-
81: Personal services	3	-	1	2	-
84: Transport services	1	-	-	1	-
85: Environmental protection	1	-	-	1	-
86: Security services	4	-	3	1	-
99: Fields of education not known or unspecified	1	-	-	1	-

(1) Comprising International Standard Classification of Education (ISCED) levels 5b & 6. See Appendix V for description of codes.

Table E8 - Resident population 15 years of age and over with a post-secondary degree(1), by sex, broad field of study of highest post-secondary qualification and highest level of secondary education

Country, Island, Sex and broad field of study	Total	Level of secondary education			
		Form V and lower	SC or equivalent	HSC or equivalent	Not stated

ISLAND OF RODRIGUES

Both Sexes

Female

All fields of study.	164	8	5	151	-
01: Basic programmes.	-	-	-	-	-
08: Literacy and numeracy	-	-	-	-	-
09: Personal development.	-	-	-	-	-
14: Teacher training & education science.	10	-	-	10	-
21: Arts.	3	-	-	3	-
22: Humanities.	36	1	1	34	-
31: Social and behavioural science.	14	-	-	14	-
32: Journalism and information.	3	-	-	3	-
34: Business and administration	55	2	3	50	-
38: Law	1	-	-	1	-
42: Life sciences	6	1	-	5	-
44: Physical sciences	4	1	-	3	-
46: Mathematics and statistics.	6	-	-	6	-
48: Computing	3	1	-	2	-
52: Engineering and engineering trades.	1	-	-	1	-
54: Manufacturing and processing.	3	-	-	3	-
58: Architecture and building	2	1	-	1	-
62: Agriculture, forestry & fishery	1	-	-	1	-
64: Veterinary.	1	-	-	1	-
72: Health.	8	1	-	7	-
76: Social services	3	-	1	2	-
81: Personal services	3	-	-	3	-
84: Transport services.	-	-	-	-	-
85: Environmental protection.	1	-	-	1	-
86: Security services	-	-	-	-	-
99: Fields of education not known or unspecified	-	-	-	-	-

(1) Comprising International Standard Classification of Education (ISCED) levels 5b & 6. See Appendix V for description of codes.

Table E9 - Resident population 12 years of age and over holding a certificate/diploma(1) by field of study, age and sex

Country, Island, Sex and Field of Study	Total	Age (in years)										
		12-14	15	16	17	18	19	(15-19)	20-24	25-29	30-34	35+
REPUBLIC OF MAURITIUS												
Both sexes												
All fields of study	75,301	93	67	126	247	564	1,035	2,039	9,260	11,827	12,213	39,869
01: Basic programmes	-	-	-	-	-	-	-	-	-	-	-	-
08: Literacy and numeracy	5	-	-	-	-	-	-	-	1	2	-	2
09: Personal development	86	-	-	-	1	1	1	3	10	10	11	52
14: Teacher training & education science.....	6,847	3	1	2	5	5	12	25	366	762	913	4,778
141: Teacher training (general).....	4,208	2	1	-	1	-	-	2	228	492	620	2,864
142: Teacher training with specialisation in non-vocational subject	666	-	-	-	-	-	-	-	20	62	54	530
143: Teacher training for teaching practical or vocational subjects	419	-	-	2	1	3	4	10	36	62	63	248
144: Teacher training for teaching pre-school or kindergarten	1,357	-	-	-	2	2	6	10	77	128	166	976
145: Teacher training for teachers of adult education	9	-	-	-	-	-	-	-	-	-	-	9
146: Teacher training for teaching handicapped persons	34	-	-	-	-	-	-	-	-	4	4	26
147: Teacher training for teacher trainers	18	-	-	-	-	-	-	-	1	1	2	14
148: Education science	111	1	-	-	1	-	1	2	3	12	3	90
149: Other teacher training and education sciences	25	-	-	-	-	-	1	1	1	1	1	21
21: Arts	2,746	6	2	9	13	20	32	76	361	533	465	1,305
211: Fine arts: drawing, painting and sculpture	293	-	-	-	1	-	2	3	14	35	48	193
212: Music and dance	198	4	1	3	2	2	3	11	13	15	28	127
213: Performing arts	152	2	1	2	3	4	4	14	16	28	17	75
214: Design	751	-	-	1	2	1	6	10	112	161	105	363
215: Audio-visual techniques &.media production	908	-	-	3	2	8	14	27	172	222	187	300
216: Craft skills	422	-	-	-	2	4	3	9	29	70	78	236
217: Other fine and applied arts	22	-	-	-	1	1	-	2	5	2	2	11
22: Humanities	1,984	10	6	5	8	18	28	65	186	270	256	1,197
221: Religion and theology	186	-	1	1	-	1	-	2	9	18	21	136
222: Foreign languages and cultures	869	5	4	3	5	9	21	42	77	117	109	519
223: Oriental languages	765	5	2	1	3	8	6	20	84	117	100	439
224: Mother tongue	4	-	-	-	-	-	-	-	-	-	1	3
225: History and archeology	40	-	-	-	-	-	1	1	6	3	5	25
226: Philosophy and ethics	68	-	-	-	-	-	-	-	6	10	12	40
227: Other humanities	52	-	-	-	-	-	-	-	4	5	8	35
31: Social and behavioural science.....	461	-	-	-	-	1	-	1	35	34	47	344
311: Economics	130	-	-	-	-	1	-	1	13	14	14	88
312: Political Science	22	-	-	-	-	-	-	-	2	3	1	16
313: Sociology	157	-	-	-	-	-	-	-	12	5	12	128
314: Demography	7	-	-	-	-	-	-	-	-	-	-	7
315: Psychology	81	-	-	-	-	-	-	-	8	7	13	53
316: Other social and behavioural science	64	-	-	-	-	-	-	-	-	5	7	52
32: Journalism and information	897	1	-	-	-	-	6	6	64	116	164	546
321: Journalism and reporting	522	-	-	-	-	-	6	6	56	64	98	298
322: Library, information, archive	375	1	-	-	-	-	-	-	8	52	66	248
323: Other documentation techniques	-	-	-	-	-	-	-	-	-	-	-	-
34: Business and administration	19,677	1	3	4	15	32	121	175	1,994	2,614	2,542	12,351
341: Wholesale and retail sales	959	-	1	-	-	2	5	8	53	81	116	701
342: Marketing and advertising.....	1,411	1	-	-	1	-	12	13	110	216	274	797
343: Finance, banking, insurance	1,316	-	-	-	1	1	2	4	171	188	165	788
344: Accounting, auditing and taxation	4,434	-	2	-	3	9	50	64	731	729	620	2,290
345: Management	5,892	-	-	3	1	7	13	24	426	662	588	4,192
346: Secretarial and office work	3,666	-	-	1	6	12	34	53	328	434	492	2,359
347: Business administration	1,536	-	-	-	3	1	5	9	166	293	270	798
348: Public administration (including administrations of institutions)	385	-	-	-	-	-	-	-	6	7	7	365
349: Other courses in business.administration..	78	-	-	-	-	-	-	-	3	4	10	61

(1) Comprising International Standard Classification of Education (ISCED) levels 3, 4 & 5a. See Appendix V for description of codes.

Table E9 - Resident population 12 years of age and over holding a certificate/diploma(1) by field of study, age and sex

Country, Island, Sex and Field of Study	Total	Age (in years)											
		12-14	15	16	17	18	19	(15-19)	20-24	25-29	30-34	35+	
REPUBLIC OF MAURITIUS													
38: Law:	445	-	-	-	-	-	-	-	-	31	68	63	283
381: Law (general, international, labour, etc) ..	417	-	-	-	-	-	-	-	-	30	64	59	264
382: Qualification to practice.as "notaires"....	16	-	-	-	-	-	-	-	-	1	1	1	13
383: Qualification to practice.as attorney	12	-	-	-	-	-	-	-	-	-	3	3	6
42: Life sciences	160	-	-	-	-	-	2	2	7	22	16	113	
421: Biology and biochemistry	101	-	-	-	-	-	2	2	5	14	11	69	
422: Environmental science	59	-	-	-	-	-	-	-	2	8	5	44	
44: Physical sciences	201	-	-	-	-	-	-	-	12	19	18	152	
441: Physics	30	-	-	-	-	-	-	-	4	6	3	17	
442: Chemistry	60	-	-	-	-	-	-	-	4	8	3	45	
443: Meteorology and weather forecasting science	31	-	-	-	-	-	-	-	-	1	3	27	
444: Oceanography	37	-	-	-	-	-	-	-	2	3	4	28	
445: Earth Science	39	-	-	-	-	-	-	-	2	1	4	32	
446: Other physical sciences	4	-	-	-	-	-	-	-	-	-	1	3	
46: Mathematics and statistics	292	-	-	1	2	-	1	4	10	27	44	207	
461: Mathematics	187	-	-	1	-	-	1	2	8	23	29	125	
462: Statistics and actuarial science	105	-	-	-	2	-	-	2	2	4	15	82	
48: Computing	12,063	60	44	76	101	194	327	742	2,216	2,810	2,512	3,723	
481: Computer science	8,068	25	23	31	41	84	136	315	1,396	2,018	1,795	2,519	
482: Computer use	3,995	35	21	45	60	110	191	427	820	792	717	1,204	
52: Engineering and engineering trades	9,797	-	6	15	46	131	219	417	1,547	1,632	1,837	4,364	
521: Mechanical Engineering	701	-	-	-	1	1	7	9	53	94	103	442	
522: Mechanics and metal work	1,168	-	-	2	11	23	35	71	192	189	218	498	
523: Electrical Engineering	579	-	-	-	2	5	8	15	70	65	93	336	
524: Electricity and energy	2,003	-	2	3	19	44	78	146	374	339	389	755	
525: Computer engineering (incl. hardware)	121	-	1	3	1	3	1	9	25	25	28	34	
526: Electronics and automation	2,735	-	3	5	2	13	34	57	452	501	574	1,151	
527: Chemical and process	82	-	-	-	-	-	-	-	8	11	9	54	
528: Motor vehicles, ships and.aircraft	1,896	-	-	1	9	33	50	93	321	332	352	798	
529: Other engineering courses	512	-	-	1	1	9	6	17	52	76	71	296	
54: Manufacturing and processing	2,151	-	-	3	5	30	55	93	366	366	362	964	
541: Food and drink processing	1,095	-	-	1	1	19	34	55	297	241	200	302	
542: Textiles, clothes, footwear, leather	560	-	-	1	3	4	5	13	15	46	73	413	
543: Materials (wood, paper, plastics, glass)..	496	-	-	1	1	7	16	25	54	79	89	249	
544: Mining and extraction	-	-	-	-	-	-	-	-	-	-	-	-	
58: Architecture and building	2,629	-	-	-	9	35	37	81	339	400	374	1,435	
581: Architecture and town planning	454	-	-	-	1	-	3	4	46	60	63	281	
582: Civil and building engineering	2,173	-	-	-	8	35	34	77	293	339	311	1,153	
583: Other architecture courses	2	-	-	-	-	-	-	-	-	1	-	1	
62: Agriculture, forestry & fishery	845	-	-	-	2	2	3	7	32	21	66	719	
621: Agriculture	675	-	-	-	2	2	3	7	26	18	50	574	
622: Horticulture	50	-	-	-	-	-	-	-	5	3	7	35	
623: Forestry	76	-	-	-	-	-	-	-	-	-	4	72	
624: Fisheries	40	-	-	-	-	-	-	-	1	-	3	36	
625: Other agriculture, forestry and fishery courses	4	-	-	-	-	-	-	-	-	-	2	2	
64: Veterinary	22	-	-	-	-	-	-	-	1	3	1	17	
72: Health	4,381	8	1	3	5	15	37	61	262	570	724	2,756	
721: Medicine	308	-	-	-	-	1	-	1	9	39	30	229	
722: Nursing and caring	3,016	7	1	1	4	12	27	45	204	434	551	1,775	
723: Dental services	35	-	-	-	-	-	-	-	2	5	4	24	
724: Medical diagnostic and treatment technology	267	-	-	-	-	-	-	-	3	17	43	204	
725: Therapy and rehabilitation	299	-	-	2	1	-	4	7	19	33	35	205	
726: Pharmacy	177	-	-	-	-	-	-	-	3	23	23	128	
727: Nutrition and dietetics	34	-	-	-	-	-	-	-	-	-	4	30	
728: Public health services	245	1	-	-	-	2	6	8	22	19	34	161	
76: Social services	635	-	1	-	3	3	3	10	40	45	61	479	
761: Child care and youth services	184	-	1	-	3	3	3	10	24	18	26	106	
762: Social work and counseling	428	-	-	-	-	-	-	-	15	25	35	353	
763: Care of the old and disabled	23	-	-	-	-	-	-	-	1	2	-	20	

(1) Comprising International Standard Classification of Education (ISCED) levels 3, 4 & 5a. See Appendix V for description of codes.

Table E9 - Resident population 12 years of age and over holding a certificate/diploma(1) by field of study, age and sex

Country, Island, Sex and Field of Study	Total	Age (in years)											
		12-14	15	16	17	18	19	(15-19)	20-24	25-29	30-34	35+	
REPUBLIC OF MAURITIUS													
81: Personal services	7,046	3	-	5	22	64	131	222	1,206	1,310	1,449	2,856	
811: Hotel, restaurant and catering	2,402	-	-	1	10	16	50	77	412	411	452	1,050	
812: Travel, tourism and leisure	1,620	-	-	-	-	6	15	21	351	352	352	544	
813: Sports	220	-	-	-	-	1	2	3	14	29	32	142	
814: Domestic services	662	-	-	-	1	8	5	14	71	107	124	346	
815: Hair and beauty services	2,088	3	-	4	11	33	58	106	353	406	476	744	
816: Other personal services	54	-	-	-	-	-	1	1	5	5	13	30	
84: Transport services	478	-	-	-	-	-	3	3	38	39	71	327	
85: Environmental protection	665	-	-	-	-	-	-	-	59	69	105	432	
851: Environmental protection technology	28	-	-	-	-	-	-	-	-	3	8	17	
852: Natural environments and wildlife	6	-	-	-	-	-	-	-	-	1	-	5	
853: Community sanitation services	299	-	-	-	-	-	-	-	27	37	56	179	
854: Labour protection and security	332	-	-	-	-	-	-	-	32	28	41	231	
86: Security services	447	-	-	1	-	-	3	4	25	43	70	305	
861: Protection of persons and property	428	-	-	1	-	-	3	4	25	41	69	289	
862: Military and defence	19	-	-	-	-	-	-	-	-	2	1	16	
99: Fields of education not known or unspecified ..	341	1	3	2	10	13	14	42	52	42	42	162	
Male													
All fields of study	41,286	43	38	59	122	308	544	1,071	4,718	5,992	6,240	23,222	
01: Basic programmes	-	-	-	-	-	-	-	-	-	-	-	-	
08: Literacy and numeracy	1	-	-	-	-	-	-	-	-	1	-	-	
09: Personal development	54	-	-	-	1	-	1	2	4	7	3	38	
14: Teacher training & education science.....	2,238	2	1	2	1	3	3	10	76	161	200	1,789	
141: Teacher training (general).....	1,545	2	1	-	1	-	-	2	43	98	146	1,254	
142: Teacher training with specialisation in non-vocational subject	291	-	-	-	-	-	-	-	5	18	11	257	
143: Teacher training for teaching practical or vocational subjects	297	-	-	2	-	3	3	8	24	40	37	188	
144: Teacher training for teaching pre-school or kindergarten	19	-	-	-	-	-	-	-	1	2	2	14	
145: Teacher training for teachers of adult education	2	-	-	-	-	-	-	-	-	-	-	2	
146: Teacher training for teaching handicapped persons	5	-	-	-	-	-	-	-	-	-	1	4	
147: Teacher training for teacher trainers	13	-	-	-	-	-	-	-	1	-	1	11	
148: Education science	56	-	-	-	-	-	-	-	1	3	1	51	
149: Other teacher training and education sciences	10	-	-	-	-	-	-	-	1	-	1	8	
21: Arts	1,435	3	-	5	4	9	12	30	192	286	234	690	
211: Fine arts: drawing, painting and sculpture	125	-	-	-	1	-	-	1	6	13	17	88	
212: Music and dance	134	3	-	2	1	2	-	5	10	10	18	88	
213: Performing arts	62	-	-	-	1	-	1	2	7	8	4	41	
214: Design	280	-	-	1	-	-	2	3	45	59	29	144	
215: Audio-visual techniques & media production	672	-	-	2	1	6	8	17	110	165	134	246	
216: Craft skills	154	-	-	-	-	1	1	2	12	30	32	78	
217: Other fine and applied arts	8	-	-	-	-	-	-	-	2	1	-	5	
22: Humanities	715	2	3	3	2	1	10	19	37	76	56	525	
221: Religion and theology	122	-	-	-	-	-	-	-	3	9	13	97	
222: Foreign languages and cultures	305	1	2	3	1	1	9	16	20	41	18	209	
223: Oriental languages	226	1	1	-	1	-	-	2	11	23	22	167	
224: Mother tongue	1	-	-	-	-	-	-	-	-	-	-	1	
225: History and archeology	15	-	-	-	-	-	1	1	1	-	-	13	
226: Philosophy and ethics	25	-	-	-	-	-	-	-	1	2	2	20	
227: Other humanities	21	-	-	-	-	-	-	-	1	1	1	18	
31: Social and behavioural science.....	244	-	-	-	-	1	-	1	8	17	15	203	
311: Economics	79	-	-	-	-	1	-	1	5	7	6	60	
312: Political Science	15	-	-	-	-	-	-	-	1	2	-	12	
313: Sociology	71	-	-	-	-	-	-	-	1	3	3	64	
314: Demography	3	-	-	-	-	-	-	-	-	-	-	3	

(1) Comprising International Standard Classification of Education (ISCED) levels 3, 4 & 5a. See Appendix V for description of codes.

Table E9 - Resident population 12 years of age and over holding a certificate/diploma(1) by field of study, age and sex

Country, Island, Sex and Field of Study	Total	Age (in years)											
		12-14	15	16	17	18	19	(15-19)	20-24	25-29	30-34	35+	
REPUBLIC OF MAURITIUS													
315: Psychology	35	-	-	-	-	-	-	-	-	1	3	1	30
316: Other social and behavioural science	41	-	-	-	-	-	-	-	-	2	5	5	34
32: Journalism and information	389	1	-	-	-	-	-	2	2	12	43	55	276
321: Journalism and reporting	290	-	-	-	-	-	-	2	2	12	36	44	196
322: Library, information, archive	99	1	-	-	-	-	-	-	-	-	7	11	80
323: Other documentation techniques	-	-	-	-	-	-	-	-	-	-	-	-	-
34: Business and administration	9,243	1	3	1	6	8	35	53	663	990	1,005	6,531	
341: Wholesale and retail sales	649	-	1	-	-	-	2	3	22	32	64	528	
342: Marketing and advertising.....	810	1	-	-	1	-	6	7	42	94	118	548	
343: Finance, banking, insurance	711	-	-	-	1	-	-	1	46	67	80	517	
344: Accounting, auditing and taxation	2,485	-	2	-	1	1	17	21	304	348	316	1,496	
345: Management	3,273	-	-	-	-	6	4	10	172	298	275	2,518	
346: Secretarial and office work	233	-	-	1	3	-	2	6	22	31	26	148	
347: Business administration	772	-	-	-	-	1	4	5	50	112	118	487	
348: Public administration (including administrations of institutions)	254	-	-	-	-	-	-	-	4	5	2	243	
349: Other courses in business administration..	56	-	-	-	-	-	-	-	1	3	6	46	
38: Law:	299	-	-	-	-	-	-	-	8	37	35	219	
381: Law (general, international, labour, etc)..	280	-	-	-	-	-	-	-	7	37	32	204	
382: Qualification to practice as "notaires"....	12	-	-	-	-	-	-	-	1	-	-	11	
383: Qualification to practice as attorney	7	-	-	-	-	-	-	-	-	-	3	4	
42: Life sciences	95	-	-	-	-	-	-	-	3	10	11	71	
421: Biology and biochemistry	56	-	-	-	-	-	-	-	2	6	6	42	
422: Environmental science	39	-	-	-	-	-	-	-	1	4	5	29	
44: Physical sciences	161	-	-	-	-	-	-	-	7	13	15	126	
441: Physics	18	-	-	-	-	-	-	-	2	4	1	11	
442: Chemistry	42	-	-	-	-	-	-	-	4	5	3	30	
443: Meteorology and weather forecasting science	30	-	-	-	-	-	-	-	-	1	2	27	
444: Oceanography	32	-	-	-	-	-	-	-	-	2	4	26	
445: Earth Science	36	-	-	-	-	-	-	-	1	1	4	30	
446: Other physical sciences	3	-	-	-	-	-	-	-	-	-	1	2	
46: Mathematics and statistics	160	-	-	-	-	-	-	-	3	11	23	123	
461: Mathematics	107	-	-	-	-	-	-	-	3	10	15	79	
462: Statistics and actuarial science	53	-	-	-	-	-	-	-	-	1	8	44	
48: Computing	5,151	30	22	32	37	82	123	296	910	1,194	1,031	1,690	
481: Computer science	3,943	14	14	14	17	38	52	135	642	985	852	1,315	
482: Computer use	1,208	16	8	18	20	44	71	161	268	209	179	375	
52: Engineering and engineering trades	9,447	-	6	10	44	123	210	393	1,470	1,559	1,773	4,252	
521: Mechanical Engineering	692	-	-	-	1	1	7	9	52	91	102	438	
522: Mechanics and metal work	1,132	-	-	1	10	22	34	67	186	182	208	489	
523: Electrical Engineering	574	-	-	-	2	4	7	13	70	63	93	335	
524: Electricity and energy	1,964	-	2	3	18	41	73	137	361	334	384	748	
525: Computer engineering (incl. hardware)	98	-	1	3	1	3	-	8	22	20	21	27	
526: Electronics and automation	2,604	-	3	2	2	13	34	54	416	470	546	1,118	
527: Chemical and process	58	-	-	-	-	-	-	-	3	8	8	39	
528: Motor vehicles, ships and aircraft	1,849	-	-	1	9	32	49	91	312	321	343	782	
529: Other engineering courses.....	476	-	-	-	1	7	6	14	48	70	68	276	
54: Manufacturing and processing	1,376	-	-	1	3	17	35	56	264	259	242	555	
541: Food and drink processing.....	742	-	-	-	1	10	22	33	212	170	140	187	
542: Textiles, clothes, footwear, leather	168	-	-	-	1	1	1	3	1	15	16	133	
543: Materials (wood, paper, plastics, glass)..	466	-	-	1	1	6	12	20	51	74	86	235	
544: Mining and extraction	-	-	-	-	-	-	-	-	-	-	-	-	
58: Architecture and building	2,500	-	-	-	9	34	35	78	318	373	350	1,381	
581: Architecture and town planning	403	-	-	-	1	-	2	3	38	54	53	255	
582: Civil and building engineering	2,096	-	-	-	8	34	33	75	280	318	297	1,126	
583: Other architecture courses	1	-	-	-	-	-	-	-	-	1	-	-	
62: Agriculture, forestry & fishery	740	-	-	-	-	1	1	2	14	13	45	666	
621: Agriculture	591	-	-	-	-	1	1	2	10	11	35	533	
622: Horticulture	35	-	-	-	-	-	-	-	3	2	3	27	
623: Forestry	76	-	-	-	-	-	-	-	-	-	4	72	

(1) Comprising International Standard Classification of Education (ISCED) levels 3, 4 & 5a. See Appendix V for description of codes.

Table E9 - Resident population 12 years of age and over holding a certificate/diploma(1) by field of study, age and sex

Country, Island, Sex and Field of Study	Total	Age (in years)											
		12-14	15	16	17	18	19	(15-19)	20-24	25-29	30-34	35+	
REPUBLIC OF MAURITIUS													
624: Fisheries	36	-	-	-	-	-	-	-	-	1	-	3	32
625: Other agriculture, forestry and fishery courses	2	-	-	-	-	-	-	-	-	-	-	-	2
64: Veterinary	17	-	-	-	-	-	-	-	-	-	1	-	16
72: Health	1,941	3	-	1	1	2	5	9	75	220	315	1,319	
721: Medicine	201	-	-	-	-	-	-	-	5	21	16	159	
722: Nursing and caring	1,171	3	-	-	1	2	2	5	56	160	241	706	
723: Dental services	25	-	-	-	-	-	-	-	1	3	2	19	
724: Medical diagnostic and treatment technology	183	-	-	-	-	-	-	-	1	10	27	145	
725: Therapy and rehabilitation	130	-	-	1	-	-	-	1	2	9	13	7	99
726: Pharmacy	115	-	-	-	-	-	-	-	-	7	9	99	
727: Nutrition and dietetics	11	-	-	-	-	-	-	-	-	-	1	10	
728: Public health services	105	-	-	-	-	-	2	2	3	6	12	82	
76: Social services	287	-	-	-	2	-	-	2	5	12	14	254	
761: Child care and youth services	31	-	-	-	2	-	-	2	-	1	2	26	
762: Social work and counseling	251	-	-	-	-	-	-	-	4	11	12	224	
763: Care of the old and disabled	5	-	-	-	-	-	-	-	1	-	-	4	
81: Personal services	3,243	1	-	2	7	18	59	86	542	581	598	1,435	
811: Hotel, restaurant and catering	1,891	-	-	1	6	8	39	54	314	325	346	852	
812: Travel, tourism and leisure	704	-	-	-	-	2	8	10	149	140	138	267	
813: Sports	175	-	-	-	-	1	2	3	7	21	25	119	
814: Domestic services	165	-	-	-	1	3	2	6	24	40	29	66	
815: Hair and beauty services	290	1	-	1	-	4	7	12	47	55	54	121	
816: Other personal services	18	-	-	-	-	-	1	1	1	-	6	10	
84: Transport services	369	-	-	-	-	-	2	2	17	23	46	281	
85: Environmental protection	537	-	-	-	-	-	-	-	35	41	83	378	
851: Environmental protection technology	19	-	-	-	-	-	-	-	-	2	3	14	
852: Natural environments and wildlife	5	-	-	-	-	-	-	-	-	1	-	4	
853: Community sanitation services	244	-	-	-	-	-	-	-	13	21	47	163	
854: Labour protection and security	269	-	-	-	-	-	-	-	22	17	33	197	
86: Security services	414	-	-	1	-	-	2	3	22	38	66	285	
861: Protection of persons and property	395	-	-	1	-	-	2	3	22	36	65	269	
862: Military and defence	19	-	-	-	-	-	-	-	-	2	1	16	
99: Fields of education not known or unspecified ..	230	-	3	1	5	9	9	27	33	26	25	119	
Female													
All fields of study	34,015	50	29	67	125	256	491	968	4,542	5,835	5,973	16,647	
01: Basic programmes	-	-	-	-	-	-	-	-	-	-	-	-	-
08: Literacy and numeracy	4	-	-	-	-	-	-	-	1	1	-	2	
09: Personal development	32	-	-	-	-	1	-	1	6	3	8	14	
14: Teacher training & education science.....	4,609	1	-	-	4	2	9	15	290	601	713	2,989	
141: Teacher training (general).....	2,663	-	-	-	-	-	-	-	185	394	474	1,610	
142: Teacher training with specialisation in non-vocational subject	375	-	-	-	-	-	-	-	15	44	43	273	
143: Teacher training for teaching practical or vocational subjects	122	-	-	-	1	-	1	2	12	22	26	60	
144: Teacher training for teaching pre-school or kindergarten	1,338	-	-	-	2	2	6	10	76	126	164	962	
145: Teacher training for teachers of adult education	7	-	-	-	-	-	-	-	-	-	-	7	
146: Teacher training for teaching handicapped persons	29	-	-	-	-	-	-	-	-	4	3	22	
147: Teacher training for teacher trainers	5	-	-	-	-	-	-	-	-	1	1	3	
148: Education science	55	1	-	-	1	-	1	2	2	9	2	39	
149: Other teacher training and education sciences	15	-	-	-	-	-	1	1	-	1	-	13	
21: Arts	1,311	3	2	4	9	11	20	46	169	247	231	615	
211: Fine arts: drawing, painting and sculpture	168	-	-	-	-	-	2	2	8	22	31	105	
212: Music and dance	64	1	1	1	1	-	3	6	3	5	10	39	
213: Performing arts	90	2	1	2	2	4	3	12	9	20	13	34	

(1) Comprising International Standard Classification of Education (ISCED) levels 3, 4 & 5a. See Appendix V for description of codes.

Table E9 - Resident population 12 years of age and over holding a certificate/diploma(1) by field of study, age and sex

Country, Island, Sex and Field of Study	Total	Age (in years)											
		12-14	15	16	17	18	19	(15-19)	20-24	25-29	30-34	35+	
REPUBLIC OF MAURITIUS													
214: Design	471	-	-	-	2	1	4	7	67	102	76	219	
215: Audio-visual techniques & media production	236	-	-	1	1	2	6	10	62	57	53	54	
216: Craft skills	268	-	-	-	2	3	2	7	17	40	46	158	
217: Other fine and applied arts	14	-	-	-	1	1	-	2	3	1	2	6	
22: Humanities	1,269	8	3	2	6	17	18	46	149	194	200	672	
221: Religion and theology	64	-	-	1	-	1	-	2	6	9	8	39	
222: Foreign languages and cultures	564	4	2	-	4	8	12	26	57	76	91	310	
223: Oriental languages	539	4	1	1	2	8	6	18	73	94	78	272	
224: Mother tongue	3	-	-	-	-	-	-	-	-	-	1	2	
225: History and archeology	25	-	-	-	-	-	-	-	-	3	5	12	
226: Philosophy and ethics	43	-	-	-	-	-	-	-	5	8	10	20	
227: Other humanities	31	-	-	-	-	-	-	-	3	4	7	17	
31: Social and behavioural science.....	217	-	-	-	-	-	-	-	27	17	32	141	
311: Economics	51	-	-	-	-	-	-	-	8	7	8	28	
312: Political Science	7	-	-	-	-	-	-	-	1	1	1	4	
313: Sociology	86	-	-	-	-	-	-	-	11	2	9	64	
314: Demography	4	-	-	-	-	-	-	-	-	-	-	4	
315: Psychology	46	-	-	-	-	-	-	-	7	4	12	23	
316: Other social and behavioural science	23	-	-	-	-	-	-	-	-	3	2	18	
32: Journalism and information	508	-	-	-	-	-	4	4	52	73	109	270	
321: Journalism and reporting	232	-	-	-	-	-	4	4	44	28	54	102	
322: Library, information, archive	276	-	-	-	-	-	-	-	8	45	55	168	
323: Other documentation techniques	-	-	-	-	-	-	-	-	-	-	-	-	
34: Business and administration	10,434	-	-	3	9	24	86	122	1,331	1,624	1,537	5,820	
341: Wholesale and retail sales	310	-	-	-	-	2	3	5	31	49	52	173	
342: Marketing and advertising.....	601	-	-	-	-	-	6	6	68	122	156	249	
343: Finance, banking, insurance	605	-	-	-	-	1	2	3	125	121	85	271	
344: Accounting, auditing and taxation	1,949	-	-	-	2	8	33	43	427	381	304	794	
345: Management	2,619	-	-	3	1	9	9	14	254	364	313	1,674	
346: Secretarial and office work	3,433	-	-	-	3	12	32	47	306	403	466	2,211	
347: Business administration	764	-	-	-	3	-	1	4	116	181	152	311	
348: Public administration (including administrations of institutions)	131	-	-	-	-	-	-	-	2	2	5	122	
349: Other courses in business administration..	22	-	-	-	-	-	-	-	2	1	4	15	
38: Law:	146	-	-	-	-	-	-	-	23	31	28	64	
381: Law (general, international, labour, etc)...	137	-	-	-	-	-	-	-	23	27	27	60	
382: Qualification to practice as "notaires"...	4	-	-	-	-	-	-	-	-	1	1	2	
383: Qualification to practice as attorney	5	-	-	-	-	-	-	-	-	3	-	2	
42: Life sciences	65	-	-	-	-	-	2	2	4	12	5	42	
421: Biology and biochemistry	45	-	-	-	-	-	2	2	3	8	5	27	
422: Environmental science	20	-	-	-	-	-	-	-	1	4	-	15	
44: Physical sciences	40	-	-	-	-	-	-	-	5	6	3	26	
441: Physics	12	-	-	-	-	-	-	-	2	2	2	6	
442: Chemistry	18	-	-	-	-	-	-	-	-	3	-	15	
443: Meteorology and weather forecasting science	1	-	-	-	-	-	-	-	-	-	1	-	
444: Oceanography	5	-	-	-	-	-	-	-	2	1	-	2	
445: Earth Science	3	-	-	-	-	-	-	-	1	-	-	2	
446: Other physical sciences	1	-	-	-	-	-	-	-	-	-	-	1	
46: Mathematics and statistics	132	-	-	1	2	-	1	4	7	16	21	84	
461: Mathematics	80	-	-	1	-	-	1	2	5	13	14	46	
462: Statistics and actuarial science	52	-	-	-	2	-	-	2	2	3	7	38	
48: Computing	6,912	30	22	44	64	112	204	446	1,306	1,616	1,481	2,033	
481: Computer science	4,125	11	9	17	24	46	84	180	754	1,033	943	1,204	
482: Computer use	2,787	19	13	27	40	66	120	266	552	583	538	829	
52: Engineering and engineering trades	350	-	-	5	2	8	9	24	77	73	64	112	
521: Mechanical Engineering	9	-	-	-	-	-	-	-	1	3	1	4	
522: Mechanics and metal work	36	-	-	1	1	1	1	4	6	7	10	9	
523: Electrical Engineering	5	-	-	-	-	1	1	2	-	2	-	1	
524: Electricity and energy	39	-	-	-	1	3	5	9	13	5	5	7	
525: Computer engineering (incl. hardware)	23	-	-	-	-	-	1	1	3	5	7	7	

(1) Comprising International Standard Classification of Education (ISCED) levels 3, 4 & 5a. See Appendix V for description of codes.

Table E9 - Resident population 12 years of age and over holding a certificate/diploma(1) by field of study, age and sex

Country, Island, Sex and Field of Study	Total	Age (in years)											
		12-14	15	16	17	18	19	(15-19)	20-24	25-29	30-34	35+	
REPUBLIC OF MAURITIUS													
526: Electronics and automation	131	-	-	3	-	-	-	3	36	31	28	33	
527: Chemical and process	24	-	-	-	-	-	-	-	5	3	1	15	
528: Motor vehicles, ships and aircraft	47	-	-	-	-	1	1	2	9	11	9	16	
529: Other engineering courses	36	-	-	1	-	2	-	3	4	6	3	20	
54: Manufacturing and processing	775	-	-	2	2	13	20	37	102	107	120	409	
541: Food and drink processing	353	-	-	1	-	9	12	22	85	71	60	115	
542: Textiles, clothes, footwear, leather	392	-	-	1	2	3	4	10	14	31	57	280	
543: Materials (wood, paper, plastics, glass) ..	30	-	-	-	-	1	4	5	3	5	3	14	
544: Mining and extraction	-	-	-	-	-	-	-	-	-	-	-	-	
58: Architecture and building	129	-	-	-	-	1	2	3	21	27	24	54	
581: Architecture and town planning	51	-	-	-	-	-	1	1	8	6	10	26	
582: Civil and building engineering	77	-	-	-	-	1	1	2	13	21	14	27	
583: Other architecture courses	1	-	-	-	-	-	-	-	-	-	-	1	
62: Agriculture, forestry & fishery	105	-	-	-	2	1	2	5	18	8	21	53	
621: Agriculture	84	-	-	-	2	1	2	5	16	7	15	41	
622: Horticulture	15	-	-	-	-	-	-	-	2	1	4	8	
623: Forestry	-	-	-	-	-	-	-	-	-	-	-	-	
624: Fisheries	4	-	-	-	-	-	-	-	-	-	-	4	
625: Other agriculture, forestry and fishery courses	2	-	-	-	-	-	-	-	-	-	2	-	
64: Veterinary	5	-	-	-	-	-	-	-	1	2	1	1	
72: Health	2,440	5	1	2	4	13	32	52	187	350	409	1,437	
721: Medicine	107	-	-	-	-	1	-	1	4	18	14	70	
722: Nursing and caring	1,845	4	1	1	3	10	25	40	148	274	310	1,069	
723: Dental services	10	-	-	-	-	-	-	-	1	2	2	5	
724: Medical diagnostic and treatment technology	84	-	-	-	-	-	-	-	2	7	16	59	
725: Therapy and rehabilitation	169	-	-	1	1	-	3	5	10	20	28	106	
726: Pharmacy	62	-	-	-	-	-	-	-	3	16	14	29	
727: Nutrition and dietetics	23	-	-	-	-	-	-	-	-	-	3	20	
728: Public health services	140	1	-	-	-	2	4	6	19	13	22	79	
76: Social services	348	-	1	-	1	3	3	8	35	33	47	225	
761: Child care and youth services	153	-	1	-	1	3	3	8	24	17	24	80	
762: Social work and counseling	177	-	-	-	-	-	-	-	11	14	23	129	
763: Care of the old and disabled	18	-	-	-	-	-	-	-	-	2	-	16	
81: Personal services	3,803	2	-	3	15	46	72	136	664	729	851	1,421	
811: Hotel, restaurant and catering	511	-	-	-	4	8	11	23	98	86	106	198	
812: Travel, tourism and leisure	916	-	-	-	-	4	7	11	202	212	214	277	
813: Sports	45	-	-	-	-	-	-	-	7	8	7	23	
814: Domestic services	497	-	-	-	-	5	3	8	47	67	95	280	
815: Hair and beauty services	1,798	2	-	3	11	29	51	94	306	351	422	623	
816: Other personal services	36	-	-	-	-	-	-	-	4	5	7	20	
84: Transport services	109	-	-	-	-	-	1	1	21	16	25	46	
85: Environmental protection	128	-	-	-	-	-	-	-	24	28	22	54	
851: Environmental protection technology	9	-	-	-	-	-	-	-	-	1	5	3	
852: Natural environments and wildlife	1	-	-	-	-	-	-	-	-	-	-	1	
853: Community sanitation services	55	-	-	-	-	-	-	-	14	16	9	16	
854: Labour protection and security	63	-	-	-	-	-	-	-	10	11	8	34	
86: Security services	33	-	-	-	-	-	1	1	3	5	4	20	
861: Protection of persons and property	33	-	-	-	-	-	1	1	3	5	4	20	
862: Military and defence	-	-	-	-	-	-	-	-	-	-	-	-	
99: Fields of education not known or unspecified ..	111	1	-	1	5	4	5	15	19	16	17	43	

(1) Comprising International Standard Classification of Education (ISCED) levels 3, 4 & 5a. See Appendix V for description of codes.

Table E9 - Resident population 12 years of age and over holding a certificate/diploma(1) by field of study, age and sex

Country, Island, Sex and Field of Study	Total	Age (in years)										
		12-14	15	16	17	18	19	(15-19)	20-24	25-29	30-34	35+
ISLAND OF MAURITIUS												
Both sexes												
All fields of study	73,403	90	64	122	241	540	1,013	1,980	8,989	11,409	11,876	39,059
01: Basic programmes	-	-	-	-	-	-	-	-	-	-	-	-
08: Literacy and numeracy	5	-	-	-	-	-	-	-	1	2	-	2
09: Personal development	80	-	-	-	1	-	-	1	8	10	10	51
14: Teacher training & education science.....	6,550	3	1	2	5	4	12	24	345	722	875	4,581
141: Teacher training (general).....	3,991	2	1	-	1	-	-	2	209	466	602	2,710
142: Teacher training with specialisation in non-vocational subject	648	-	-	-	-	-	-	-	20	57	48	523
143: Teacher training for teaching practical or vocational subjects	401	-	-	2	1	2	4	9	35	58	58	241
144: Teacher training for teaching pre-school or kindergarten	1,325	-	-	-	2	2	6	10	77	125	159	954
145: Teacher training for teachers of adult education	7	-	-	-	-	-	-	-	-	-	-	7
146: Teacher training for teaching handicapped persons	33	-	-	-	-	-	-	-	-	4	3	26
147: Teacher training for teacher trainers	16	-	-	-	-	-	-	-	1	1	1	13
148: Education science	104	1	-	-	1	-	1	2	2	10	3	86
149: Other teacher training and education sciences	25	-	-	-	-	-	1	1	1	1	1	21
21: Arts	2,715	6	2	8	13	19	31	73	360	525	458	1,293
211: Fine arts: drawing, painting and sculpture	289	-	-	-	1	-	2	3	14	34	48	190
212: Music and dance	197	4	1	3	2	2	3	11	13	15	27	127
213: Performing arts	151	2	1	2	3	4	4	14	16	27	17	75
214: Design	747	-	-	-	2	1	5	8	112	160	105	362
215: Audio-visual techniques &.media production	899	-	-	3	2	8	14	27	171	221	184	296
216: Craft skills	410	-	-	-	2	3	3	8	29	66	75	232
217: Other fine and applied arts	22	-	-	-	1	1	-	2	5	2	2	11
22: Humanities	1,955	10	4	5	7	18	28	62	184	267	250	1,182
221: Religion and theology	180	-	1	1	-	1	-	2	9	18	21	130
222: Foreign languages and cultures	847	5	2	3	4	9	21	39	75	114	103	511
223: Oriental languages	764	5	2	1	3	8	6	20	84	117	100	438
224: Mother tongue	4	-	-	-	-	-	-	-	-	-	1	3
225: History and archeology	40	-	-	-	-	-	1	1	6	3	5	25
226: Philosophy and ethics	68	-	-	-	-	-	-	-	6	10	12	40
227: Other humanities	52	-	-	-	-	-	-	-	4	5	8	35
31: Social and behavioural science.....	453	-	-	-	-	1	-	1	35	34	47	336
311: Economics	129	-	-	-	-	1	-	1	13	14	14	87
312: Political Science	22	-	-	-	-	-	-	-	2	3	1	16
313: Sociology	153	-	-	-	-	-	-	-	12	5	12	124
314: Demography	7	-	-	-	-	-	-	-	-	-	-	7
315: Psychology	80	-	-	-	-	-	-	-	8	7	13	52
316: Other social and behavioural science	62	-	-	-	-	-	-	-	-	5	7	50
32: Journalism and information	884	1	-	-	-	-	6	6	63	114	160	540
321: Journalism and reporting	517	-	-	-	-	-	6	6	55	63	97	296
322: Library, information, archive	367	1	-	-	-	-	-	-	8	51	63	244
323: Other documentation techniques	-	-	-	-	-	-	-	-	-	-	-	-
34: Business and administration	19,406	1	3	4	15	32	121	175	1,976	2,570	2,500	12,184
341: Wholesale and retail sales	944	-	1	-	-	2	5	8	53	78	115	690
342: Marketing and advertising.....	1,397	1	-	-	1	-	12	13	109	210	273	791
343: Finance, banking, insurance	1,302	-	-	-	1	1	2	4	169	186	163	780
344: Accounting, auditing and taxation	4,415	-	2	-	3	9	50	64	728	727	617	2,279
345: Management	5,757	-	-	3	1	7	13	24	419	644	569	4,101
346: Secretarial and office work	3,625	-	-	1	6	12	34	53	325	425	485	2,337
347: Business administration	1,515	-	-	-	3	1	5	9	164	289	262	791
348: Public administration (including administrations of institutions)	374	-	-	-	-	-	-	-	6	7	7	354
349: Other courses in business.administration..	77	-	-	-	-	-	-	-	3	4	9	61

(1) Comprising International Standard Classification of Education (ISCED) levels 3, 4 & 5a. See Appendix V for description of codes.

Table E9 - Resident population 12 years of age and over holding a certificate/diploma(1) by field of study, age and sex

Country, Island, Sex and Field of Study	Total	Age (in years)											
		12-14	15	16	17	18	19	(15-19)	20-24	25-29	30-34	35+	
ISLAND OF MAURITIUS													
38: Law:	435	-	-	-	-	-	-	-	-	31	66	62	276
381: Law (general, international, labour, etc) ..	407	-	-	-	-	-	-	-	-	30	62	58	257
382: Qualification to practice.as "notaires"....	16	-	-	-	-	-	-	-	-	1	1	1	13
383: Qualification to practice.as attorney	12	-	-	-	-	-	-	-	-	-	3	3	6
42: Life sciences	156	-	-	-	-	-	2	2	7	22	16	109	
421: Biology and biochemistry	98	-	-	-	-	-	2	2	5	14	11	66	
422: Environmental science	58	-	-	-	-	-	-	-	2	8	5	43	
44: Physical sciences	189	-	-	-	-	-	-	-	12	17	18	142	
441: Physics	30	-	-	-	-	-	-	-	4	6	3	17	
442: Chemistry	58	-	-	-	-	-	-	-	4	8	3	43	
443: Meteorology and weather forecasting science	24	-	-	-	-	-	-	-	-	-	3	21	
444: Oceanography	35	-	-	-	-	-	-	-	2	3	4	26	
445: Earth Science	38	-	-	-	-	-	-	-	2	-	4	32	
446: Other physical sciences	4	-	-	-	-	-	-	-	-	-	1	3	
46: Mathematics and statistics	277	-	-	1	1	-	1	3	9	24	40	201	
461: Mathematics	179	-	-	1	7	-	1	2	7	21	27	122	
462: Statistics and actuarial science	98	-	-	-	1	-	-	1	2	3	13	79	
48: Computing	11,750	57	43	74	100	189	319	725	2,132	2,693	2,454	3,689	
481: Computer science	7,896	23	23	31	40	84	134	312	1,361	1,945	1,755	2,500	
482: Computer use	3,854	34	20	43	60	105	185	413	771	748	699	1,189	
52: Engineering and engineering trades	9,564	-	6	15	46	127	217	411	1,492	1,580	1,787	4,294	
521: Mechanical Engineering	693	-	-	-	1	1	7	9	53	92	102	437	
522: Mechanics and metal work	1,110	-	-	2	11	22	35	70	171	180	205	484	
523: Electrical Engineering	573	-	-	-	2	5	8	15	70	63	92	333	
524: Electricity and energy	1,960	-	2	3	19	44	78	146	366	332	378	738	
525: Computer engineering (incl. hardware)	117	-	1	3	1	3	1	9	25	22	28	33	
526: Electronics and automation	2,693	-	3	5	2	13	34	57	441	491	563	1,141	
527: Chemical and process	81	-	-	-	-	-	-	-	8	11	9	53	
528: Motor vehicles, ships and aircraft	1,834	-	-	1	9	30	48	88	307	318	340	781	
529: Other engineering courses	503	-	-	1	1	9	6	17	51	71	70	294	
54: Manufacturing and processing	2,089	-	-	3	5	28	53	89	355	342	353	950	
541: Food and drink processing	1,069	-	-	1	1	19	34	55	293	230	196	295	
542: Textiles, clothes, footwear, leather	552	-	-	1	3	4	5	13	15	44	71	409	
543: Materials (wood, paper, plastics, glass)..	468	-	-	1	1	5	14	21	47	68	86	246	
544: Mining and extraction	-	-	-	-	-	-	-	-	-	-	-	-	
58: Architecture and building	2,520	-	-	-	9	32	33	74	312	364	359	1,411	
581: Architecture and town planning	447	-	-	-	1	-	3	4	45	59	61	278	
582: Civil and building engineering	2,071	-	-	-	8	32	30	70	267	304	298	1,132	
583: Other architecture courses	2	-	-	-	-	-	-	-	-	1	-	1	
62: Agriculture, forestry & fishery	747	-	-	-	-	-	2	2	14	15	51	665	
621: Agriculture	596	-	-	-	-	-	2	2	11	12	37	534	
622: Horticulture	48	-	-	-	-	-	-	-	3	3	7	35	
623: Forestry	62	-	-	-	-	-	-	-	-	-	2	60	
624: Fisheries	37	-	-	-	-	-	-	-	-	-	3	34	
625: Other agriculture, forestry and fishery courses	4	-	-	-	-	-	-	-	-	-	2	2	
64: Veterinary	18	-	-	-	-	-	-	-	1	3	-	14	
72: Health	4,224	8	1	3	5	15	37	61	256	540	688	2,671	
721: Medicine	303	-	-	-	-	1	-	1	9	38	29	226	
722: Nursing and caring	2,884	7	1	1	4	12	27	45	200	411	517	1,704	
723: Dental services	33	-	-	-	-	-	-	-	2	4	4	23	
724: Medical diagnostic and treatment technology	264	-	-	-	-	-	-	-	3	16	43	202	
725: Therapy and rehabilitation	295	-	-	2	1	-	4	7	18	32	35	203	
726: Pharmacy	172	-	-	-	-	-	-	-	2	22	22	126	
727: Nutrition and dietetics	33	-	-	-	-	-	-	-	-	-	4	29	
728: Public health services	240	1	-	-	-	2	6	8	22	17	34	158	
76: Social services	616	-	1	-	3	3	3	10	40	42	60	464	
761: Child care and youth services	181	-	1	-	3	3	3	10	24	17	26	104	
762: Social work and counseling	412	-	-	-	-	-	-	-	15	23	34	340	
763: Care of the old and disabled	23	-	-	-	-	-	-	-	1	2	-	20	

(1) Comprising International Standard Classification of Education (ISCED) levels 3, 4 & 5a. See Appendix V for description of codes.

Table E9 - Resident population 12 years of age and over holding a certificate/diploma(1) by field of study, age and sex

Country, Island, Sex and Field of Study	Total	Age (in years)										
		12-14	15	16	17	18	19	(15-19)	20-24	25-29	30-34	35+
ISLAND OF MAURITIUS												
81: Personal services	6,897	3	-	5	22	63	129	219	1,186	1,274	1,413	2,802
811: Hotel, restaurant and catering	2,349	-	-	1	10	16	50	77	405	398	436	1,033
812: Travel, tourism and leisure	1,596	-	-	-	-	6	15	21	348	347	347	533
813: Sports	211	-	-	-	-	1	2	3	14	29	30	135
814: Domestic services	631	-	-	-	1	8	4	13	67	95	119	337
815: Hair and beauty services	2,057	3	-	4	11	32	57	104	347	400	469	734
816: Other personal services	53	-	-	-	-	-	1	1	5	5	12	30
84: Transport services	468	-	-	-	-	-	3	3	38	39	67	321
85: Environmental protection	659	-	-	-	-	-	-	-	57	69	103	430
851: Environmental protection technology	27	-	-	-	-	-	-	-	-	3	7	17
852: Natural environments and wildlife	6	-	-	-	-	-	-	-	-	1	-	5
853: Community sanitation services	296	-	-	-	-	-	-	-	27	37	55	177
854: Labour protection and security	330	-	-	-	-	-	-	-	30	28	41	231
86: Security services	419	-	-	1	-	-	3	4	24	33	65	293
861: Protection of persons and property	401	-	-	1	-	-	3	4	24	32	64	277
862: Military and defence	18	-	-	-	-	-	-	-	-	1	1	16
99: Fields of education not known or unspecified ..	327	1	3	1	9	9	13	35	51	42	40	158
Male												
All fields of study	40,252	41	37	56	122	292	530	1,037	4,591	5,774	6,055	22,754
01: Basic programmes	-	-	-	-	-	-	-	-	-	-	-	-
08: Literacy and numeracy	1	-	-	-	-	-	-	-	-	1	-	-
09: Personal development	51	-	-	-	1	-	-	1	3	7	3	37
14: Teacher training & education science.....	2,121	2	1	2	1	2	3	9	69	148	185	1,708
141: Teacher training (general).....	1,450	2	1	-	1	-	-	2	37	89	136	1,184
142: Teacher training with specialisation in non-vocational subject	284	-	-	-	-	-	-	-	5	16	9	254
143: Teacher training for teaching practical or vocational subjects	286	-	-	2	-	2	3	7	23	39	35	182
144: Teacher training for teaching pre-school or kindergarten	19	-	-	-	-	-	-	-	1	2	2	14
145: Teacher training for teachers of adult education	2	-	-	-	-	-	-	-	-	-	-	2
146: Teacher training for teaching handicapped persons	5	-	-	-	-	-	-	-	-	-	1	4
147: Teacher training for teacher trainers	11	-	-	-	-	-	-	-	1	-	-	10
148: Education science	54	-	-	-	-	-	-	-	1	2	1	50
149: Other teacher training and education sciences	10	-	-	-	-	-	-	-	1	-	1	8
21: Arts	1,414	3	-	4	4	9	12	29	192	280	229	681
211: Fine arts: drawing, painting and sculpture	122	-	-	-	1	-	-	1	6	12	17	86
212: Music and dance	133	3	-	2	1	2	-	5	10	10	17	88
213: Performing arts	61	-	-	-	1	-	1	2	7	7	4	41
214: Design	278	-	-	-	-	-	2	2	45	58	29	144
215: Audio-visual techniques & media production	664	-	-	2	1	6	8	17	110	164	131	242
216: Craft skills	148	-	-	-	-	1	1	2	12	28	31	75
217: Other fine and applied arts	8	-	-	-	-	-	-	-	2	1	-	5
22: Humanities	706	2	2	3	2	1	10	18	36	76	56	518
221: Religion and theology	119	-	-	-	-	-	-	-	3	9	13	94
222: Foreign languages and cultures	299	1	1	3	1	1	9	15	19	41	18	205
223: Oriental languages	226	1	1	-	1	-	-	2	11	23	22	167
224: Mother tongue	1	-	-	-	-	-	-	-	-	-	-	1
225: History and archeology	15	-	-	-	-	-	1	1	1	-	-	13
226: Philosophy and ethics	25	-	-	-	-	-	-	-	1	2	2	20
227: Other humanities	21	-	-	-	-	-	-	-	1	1	1	18
31: Social and behavioural science.....	238	-	-	-	-	1	-	1	8	17	15	197
311: Economics	78	-	-	-	-	1	-	1	5	7	6	59
312: Political Science	15	-	-	-	-	-	-	-	1	2	-	12
313: Sociology	67	-	-	-	-	-	-	-	1	3	3	60
314: Demography	3	-	-	-	-	-	-	-	-	-	-	3

(1) Comprising International Standard Classification of Education (ISCED) levels 3, 4 & 5a. See Appendix V for description of codes.

Table E9 - Resident population 12 years of age and over holding a certificate/diploma(1) by field of study, age and sex

Country, Island, Sex and Field of Study	Total	Age (in years)										
		12-14	15	16	17	18	19	(15-19)	20-24	25-29	30-34	35+
ISLAND OF MAURITIUS												
315: Psychology	35	-	-	-	-	-	-	-	1	3	1	30
316: Other social and behavioural science	40	-	-	-	-	-	-	-	2	5	33	
32: Journalism and information	386	1	-	-	-	-	2	2	12	43	54	274
321: Journalism and reporting	290	-	-	-	-	-	2	2	12	36	44	196
322: Library, information, archive	96	1	-	-	-	-	-	-	-	7	10	78
323: Other documentation techniques	-	-	-	-	-	-	-	-	-	-	-	-
34: Business and administration	9,126	1	3	1	6	8	35	53	661	977	992	6,442
341: Wholesale and retail sales	645	-	1	-	-	-	2	3	22	32	64	524
342: Marketing and advertising.....	804	1	-	-	1	-	6	7	41	93	118	544
343: Finance, banking, insurance	705	-	-	-	1	-	-	1	46	67	80	511
344: Accounting, auditing and taxation	2,474	-	2	-	1	1	17	21	304	348	314	1,487
345: Management	3,205	-	-	-	-	6	4	10	171	288	268	2,468
346: Secretarial and office work	229	-	-	1	3	-	2	6	22	31	26	144
347: Business administration	761	-	-	-	-	1	4	5	50	110	115	481
348: Public administration (including administrations of institutions)	248	-	-	-	-	-	-	-	4	5	2	237
349: Other courses in business administration..	55	-	-	-	-	-	-	-	1	3	5	46
38: Law:	291	-	-	-	-	-	-	-	8	35	35	213
381: Law (general, international, labour, etc)..	272	-	-	-	-	-	-	-	7	35	32	198
382: Qualification to practice as "notaires"....	12	-	-	-	-	-	-	-	1	-	-	11
383: Qualification to practice as attorney	7	-	-	-	-	-	-	-	-	-	3	4
42: Life sciences	92	-	-	-	-	-	-	-	3	10	11	68
421: Biology and biochemistry	53	-	-	-	-	-	-	-	2	6	6	39
422: Environmental science	39	-	-	-	-	-	-	-	1	4	5	29
44: Physical sciences	149	-	-	-	-	-	-	-	7	11	15	116
441: Physics	18	-	-	-	-	-	-	-	2	4	1	11
442: Chemistry	40	-	-	-	-	-	-	-	4	5	3	28
443: Meteorology and weather forecasting science	23	-	-	-	-	-	-	-	-	-	2	21
444: Oceanography	30	-	-	-	-	-	-	-	-	2	4	24
445: Earth Science	35	-	-	-	-	-	-	-	1	-	4	30
446: Other physical sciences	3	-	-	-	-	-	-	-	-	-	1	2
46: Mathematics and statistics	152	-	-	-	-	-	-	-	3	8	21	120
461: Mathematics	102	-	-	-	-	-	-	-	3	8	14	77
462: Statistics and actuarial science	50	-	-	-	-	-	-	-	-	-	7	43
48: Computing	5,054	28	22	31	37	79	120	289	893	1,150	1,017	1,677
481: Computer science	3,883	12	14	14	17	38	50	133	638	953	841	1,306
482: Computer use	1,171	16	8	17	20	41	70	156	255	197	176	371
52: Engineering and engineering trades	9,228	-	6	10	44	119	208	387	1,419	1,511	1,726	4,185
521: Mechanical Engineering	684	-	-	-	1	1	7	9	52	89	101	433
522: Mechanics and metal work	1,079	-	-	1	10	21	34	66	168	173	196	476
523: Electrical Engineering	568	-	-	-	2	4	7	13	70	61	92	332
524: Electricity and energy	1,923	-	2	3	18	41	73	137	354	327	373	732
525: Computer engineering (incl. hardware)	95	-	1	3	1	3	-	8	22	18	21	26
526: Electronics and automation	2,564	-	3	2	2	13	34	54	405	461	536	1,108
527: Chemical and process	57	-	-	-	-	-	-	-	3	8	8	38
528: Motor vehicles, ships and aircraft	1,790	-	-	1	9	29	47	86	298	308	332	766
529: Other engineering courses.....	468	-	-	-	1	7	6	14	47	66	67	274
54: Manufacturing and processing	1,343	-	-	1	3	16	33	53	258	247	236	549
541: Food and drink processing.....	732	-	-	-	1	10	22	33	211	167	137	184
542: Textiles, clothes, footwear, leather	168	-	-	-	1	1	1	3	1	15	16	133
543: Materials (wood, paper, plastics, glass)..	443	-	-	1	1	5	10	17	46	65	83	232
544: Mining and extraction	-	-	-	-	-	-	-	-	-	-	-	-
58: Architecture and building	2,394	-	-	-	9	31	31	71	292	338	335	1,358
581: Architecture and town planning	397	-	-	-	1	-	2	3	37	53	51	253
582: Civil and building engineering	1,996	-	-	-	8	31	29	68	255	284	284	1,105
583: Other architecture courses	1	-	-	-	-	-	-	-	-	1	-	-
62: Agriculture, forestry & fishery	667	-	-	-	-	-	-	-	7	12	32	616
621: Agriculture	536	-	-	-	-	-	-	-	5	10	24	497
622: Horticulture	34	-	-	-	-	-	-	-	2	2	3	27
623: Forestry	62	-	-	-	-	-	-	-	-	-	2	60

(1) Comprising International Standard Classification of Education (ISCED) levels 3, 4 & 5a. See Appendix V for description of codes.

Table E9 - Resident population 12 years of age and over holding a certificate/diploma(1) by field of study, age and sex

Country, Island, Sex and Field of Study	Total	Age (in years)											
		12-14	15	16	17	18	19	(15-19)	20-24	25-29	30-34	35+	
ISLAND OF MAURITIUS													
624: Fisheries	33	-	-	-	-	-	-	-	-	-	-	3	30
625: Other agriculture, forestry and fishery courses	2	-	-	-	-	-	-	-	-	-	-	-	2
64: Veterinary	14	-	-	-	-	-	-	-	-	1	-	-	13
72: Health	1,867	3	-	1	1	2	5	9	73	204	291	1,287	
721: Medicine	201	-	-	-	-	-	-	-	5	21	16	159	
722: Nursing and caring	1,110	3	-	-	1	2	2	5	54	149	217	682	
723: Dental services	23	-	-	-	-	-	-	-	1	2	2	18	
724: Medical diagnostic and treatment technology	181	-	-	-	-	-	-	-	1	9	27	144	
725: Therapy and rehabilitation	127	-	-	1	-	-	1	2	9	12	7	97	
726: Pharmacy	112	-	-	-	-	-	-	-	-	6	9	97	
727: Nutrition and dietetics	11	-	-	-	-	-	-	-	-	-	1	10	
728: Public health services	102	-	-	-	-	-	2	2	3	5	12	80	
76: Social services	277	-	-	-	2	-	-	2	5	10	13	247	
761: Child care and youth services	31	-	-	-	2	-	-	2	-	1	2	26	
762: Social work and counseling	241	-	-	-	-	-	-	-	4	9	11	217	
763: Care of the old and disabled	5	-	-	-	-	-	-	-	1	-	-	4	
81: Personal services	3,181	1	-	2	7	18	59	86	538	570	580	1,406	
811: Hotel, restaurant and catering	1,861	-	-	1	6	8	39	54	311	318	337	841	
812: Travel, tourism and leisure	686	-	-	-	-	2	8	10	148	138	133	257	
813: Sports	166	-	-	-	-	1	2	3	7	21	23	112	
814: Domestic services	163	-	-	-	1	3	2	6	24	39	28	66	
815: Hair and beauty services	287	1	-	1	-	4	7	12	47	54	53	120	
816: Other personal services	18	-	-	-	-	-	1	1	1	-	6	10	
84: Transport services	359	-	-	-	-	-	2	2	17	23	42	275	
85: Environmental protection	533	-	-	-	-	-	-	-	34	41	82	376	
851: Environmental protection technology	19	-	-	-	-	-	-	-	-	2	3	14	
852: Natural environments and wildlife	5	-	-	-	-	-	-	-	-	1	-	4	
853: Community sanitation services	241	-	-	-	-	-	-	-	13	21	46	161	
854: Labour protection and security	268	-	-	-	-	-	-	-	21	17	33	197	
86: Security services	386	-	-	1	-	-	-	2	3	21	28	273	
861: Protection of persons and property	368	-	-	1	-	-	-	2	3	21	27	257	
862: Military and defence	18	-	-	-	-	-	-	-	-	1	1	16	
99: Fields of education not known or unspecified ..	222	-	3	-	5	6	8	22	32	26	24	118	
Female													
All fields of study	33,151	49	27	66	119	248	483	943	4,398	5,635	5,821	16,305	
01: Basic programmes	-	-	-	-	-	-	-	-	-	-	-	-	
08: Literacy and numeracy	4	-	-	-	-	-	-	-	1	1	-	2	
09: Personal development	29	-	-	-	-	-	-	-	5	3	7	14	
14: Teacher training & education science.....	4,429	1	-	-	4	2	9	15	276	574	690	2,873	
141: Teacher training (general).....	2,541	-	-	-	-	-	-	-	172	377	466	1,526	
142: Teacher training with specialisation in non-vocational subject	364	-	-	-	-	-	-	-	15	41	39	269	
143: Teacher training for teaching practical or vocational subjects	115	-	-	-	1	-	1	2	12	19	23	59	
144: Teacher training for teaching pre-school or kindergarten	1,306	-	-	-	2	2	6	10	76	123	157	940	
145: Teacher training for teachers of adult education	5	-	-	-	-	-	-	-	-	-	-	5	
146: Teacher training for teaching handicapped persons	28	-	-	-	-	-	-	-	-	4	2	22	
147: Teacher training for teacher trainers	5	-	-	-	-	-	-	-	-	1	1	3	
148: Education science	50	1	-	-	1	-	1	2	1	8	2	36	
149: Other teacher training and education sciences	15	-	-	-	-	-	1	1	-	1	-	13	
21: Arts	1,301	3	2	4	9	10	19	44	168	245	229	612	
211: Fine arts: drawing, painting and sculpture	167	-	-	-	-	-	2	2	8	22	31	104	
212: Music and dance	64	1	1	1	1	-	3	6	3	5	10	39	
213: Performing arts	90	2	1	2	2	4	3	12	9	20	13	34	

(1) Comprising International Standard Classification of Education (ISCED) levels 3, 4 & 5a. See Appendix V for description of codes.

Table E9 - Resident population 12 years of age and over holding a certificate/diploma(1) by field of study, age and sex

Country, Island, Sex and Field of Study	Total	Age (in years)										
		12-14	15	16	17	18	19	(15-19)	20-24	25-29	30-34	35+
ISLAND OF MAURITIUS												
214: Design	469	-	-	-	2	1	3	6	67	102	76	218
215: Audio-visual techniques & media production	235	-	-	1	1	2	6	10	61	57	53	54
216: Craft skills	262	-	-	-	2	2	2	6	17	38	44	157
217: Other fine and applied arts	14	-	-	-	1	1	-	2	3	1	2	6
22: Humanities	1,249	8	2	2	5	17	18	44	148	191	194	664
221: Religion and theology	61	-	-	1	-	1	-	2	6	9	8	36
222: Foreign languages and cultures	548	4	1	-	3	8	12	24	56	73	85	306
223: Oriental languages	538	4	1	1	2	8	6	18	73	94	78	271
224: Mother tongue	3	-	-	-	-	-	-	-	-	-	1	2
225: History and archeology	25	-	-	-	-	-	-	-	-	3	5	12
226: Philosophy and ethics	43	-	-	-	-	-	-	-	5	8	10	20
227: Other humanities	31	-	-	-	-	-	-	-	3	4	7	17
31: Social and behavioural science.....	215	-	-	-	-	-	-	-	27	17	32	139
311: Economics	51	-	-	-	-	-	-	-	8	7	8	28
312: Political Science	7	-	-	-	-	-	-	-	1	1	1	4
313: Sociology	86	-	-	-	-	-	-	-	11	2	9	64
314: Demography	4	-	-	-	-	-	-	-	-	-	-	4
315: Psychology	45	-	-	-	-	-	-	-	7	4	12	22
316: Other social and behavioural science	22	-	-	-	-	-	-	-	-	3	2	17
32: Journalism and information	498	-	-	-	-	-	4	4	51	71	106	266
321: Journalism and reporting	227	-	-	-	-	-	4	4	43	27	53	100
322: Library, information, archive	271	-	-	-	-	-	-	-	8	44	53	166
323: Other documentation techniques	-	-	-	-	-	-	-	-	-	-	-	-
34: Business and administration	10,280	-	-	3	9	24	86	122	1,315	1,593	1,508	5,742
341: Wholesale and retail sales	299	-	-	-	-	2	3	5	31	46	51	166
342: Marketing and advertising.....	593	-	-	-	-	-	6	6	68	117	155	247
343: Finance, banking, insurance	597	-	-	-	-	1	2	3	123	119	83	269
344: Accounting, auditing and taxation	1,941	-	-	-	2	8	33	43	424	379	303	792
345: Management	2,552	-	-	3	1	9	14	14	248	356	301	1,633
346: Secretarial and office work	3,396	-	-	-	3	12	32	47	303	394	459	2,193
347: Business administration	754	-	-	-	3	-	1	4	114	179	147	310
348: Public administration (including administrations of institutions)	126	-	-	-	-	-	-	-	2	2	5	117
349: Other courses in business administration..	22	-	-	-	-	-	-	-	2	1	4	15
38: Law:	144	-	-	-	-	-	-	-	23	31	27	63
381: Law (general, international, labour, etc) ..	135	-	-	-	-	-	-	-	23	27	26	59
382: Qualification to practice as "notaires" ...	4	-	-	-	-	-	-	-	-	1	1	2
383: Qualification to practice as attorney	5	-	-	-	-	-	-	-	-	3	-	2
42: Life sciences	64	-	-	-	-	-	2	2	4	12	5	41
421: Biology and biochemistry	45	-	-	-	-	-	2	2	3	8	5	27
422: Environmental science	19	-	-	-	-	-	-	-	1	4	-	14
44: Physical sciences	40	-	-	-	-	-	-	-	5	6	3	26
441: Physics	12	-	-	-	-	-	-	-	2	2	2	6
442: Chemistry	18	-	-	-	-	-	-	-	-	3	-	15
443: Meteorology and weather forecasting science	1	-	-	-	-	-	-	-	-	-	1	-
444: Oceanography	5	-	-	-	-	-	-	-	2	1	-	2
445: Earth Science	3	-	-	-	-	-	-	-	1	-	-	2
446: Other physical sciences	1	-	-	-	-	-	-	-	-	-	-	1
46: Mathematics and statistics	125	-	-	1	1	-	1	3	6	16	19	81
461: Mathematics	77	-	-	1	-	-	1	2	4	13	13	45
462: Statistics and actuarial science	48	-	-	-	1	-	-	1	2	3	6	36
48: Computing	6,696	29	21	43	63	110	199	436	1,239	1,543	1,437	2,012
481: Computer science	4,013	11	9	17	23	46	84	179	723	992	914	1,194
482: Computer use	2,683	18	12	26	40	64	115	257	516	551	523	818
52: Engineering and engineering trades	336	-	-	5	2	8	9	24	73	69	61	109
521: Mechanical Engineering	9	-	-	-	-	-	-	-	1	3	1	4
522: Mechanics and metal work	31	-	-	1	1	1	1	4	3	7	9	8
523: Electrical Engineering	5	-	-	-	-	1	1	2	-	2	-	1
524: Electricity and energy	37	-	-	-	1	3	5	9	12	5	5	6
525: Computer engineering (incl. hardware)	22	-	-	-	-	-	1	1	3	4	7	7

(1) Comprising International Standard Classification of Education (ISCED) levels 3, 4 & 5a. See Appendix V for description of codes.

Table E9 - Resident population 12 years of age and over holding a certificate/diploma(1) by field of study, age and sex

Country, Island, Sex and Field of Study	Total	Age (in years)										
		12-14	15	16	17	18	19	(15-19)	20-24	25-29	30-34	35+
ISLAND OF MAURITIUS												
526: Electronics and automation	129	-	-	3	-	-	-	3	36	30	27	33
527: Chemical and process	24	-	-	-	-	-	-	5	3	1	15	
528: Motor vehicles, ships and aircraft	44	-	-	-	-	1	1	2	9	10	8	15
529: Other engineering courses	35	-	-	1	-	2	-	3	4	5	3	20
54: Manufacturing and processing	746	-	-	2	2	12	20	36	97	95	117	401
541: Food and drink processing	337	-	-	1	-	9	12	22	82	63	59	111
542: Textiles, clothes, footwear, leather	384	-	-	1	2	3	4	10	14	29	55	276
543: Materials (wood, paper, plastics, glass) ..	25	-	-	-	-	-	4	4	1	3	3	14
544: Mining and extraction	-	-	-	-	-	-	-	-	-	-	-	-
58: Architecture and building	126	-	-	-	-	1	2	3	20	26	24	53
581: Architecture and town planning	50	-	-	-	-	-	1	1	8	6	10	25
582: Civil and building engineering	75	-	-	-	-	1	1	2	12	20	14	27
583: Other architecture courses	1	-	-	-	-	-	-	-	-	-	-	1
62: Agriculture, forestry & fishery	80	-	-	-	-	-	2	2	7	3	19	49
621: Agriculture	60	-	-	-	-	-	2	2	6	2	13	37
622: Horticulture	14	-	-	-	-	-	-	-	1	1	4	8
623: Forestry	-	-	-	-	-	-	-	-	-	-	-	-
624: Fisheries	4	-	-	-	-	-	-	-	-	-	-	4
625: Other agriculture, forestry and fishery courses	2	-	-	-	-	-	-	-	-	-	2	-
64: Veterinary	4	-	-	-	-	-	-	-	1	2	-	1
72: Health	2,357	5	1	2	4	13	32	52	183	336	397	1,384
721: Medicine	102	-	-	-	-	1	-	1	4	17	13	67
722: Nursing and caring	1,774	4	1	1	3	10	25	40	146	262	300	1,022
723: Dental services	10	-	-	-	-	-	-	-	1	2	2	5
724: Medical diagnostic and treatment technology	83	-	-	-	-	-	-	-	2	7	16	58
725: Therapy and rehabilitation	168	-	-	1	1	-	3	5	9	20	28	106
726: Pharmacy	60	-	-	-	-	-	-	-	2	16	13	29
727: Nutrition and dietetics	22	-	-	-	-	-	-	-	-	-	3	19
728: Public health services	138	1	-	-	-	2	4	6	19	12	22	78
76: Social services	339	-	1	-	1	3	3	8	35	32	47	217
761: Child care and youth services	150	-	1	-	1	3	3	8	24	16	24	78
762: Social work and counseling	171	-	-	-	-	-	-	-	11	14	23	123
763: Care of the old and disabled	18	-	-	-	-	-	-	-	-	2	-	16
81: Personal services	3,716	2	-	3	15	45	70	133	648	704	833	1,396
811: Hotel, restaurant and catering	488	-	-	-	4	8	11	23	94	80	99	192
812: Travel, tourism and leisure	910	-	-	-	-	4	7	11	200	209	214	276
813: Sports	45	-	-	-	-	-	-	-	7	8	7	23
814: Domestic services	468	-	-	-	-	5	2	7	43	56	91	271
815: Hair and beauty services	1,770	2	-	3	11	28	50	92	300	346	416	614
816: Other personal services	35	-	-	-	-	-	-	-	4	5	6	20
84: Transport services	109	-	-	-	-	-	1	1	21	16	25	46
85: Environmental protection	126	-	-	-	-	-	-	-	23	28	21	54
851: Environmental protection technology	8	-	-	-	-	-	-	-	-	1	4	3
852: Natural environments and wildlife	1	-	-	-	-	-	-	-	-	-	-	1
853: Community sanitation services	55	-	-	-	-	-	-	-	14	16	9	16
854: Labour protection and security	62	-	-	-	-	-	-	-	9	11	8	34
86: Security services	33	-	-	-	-	-	1	1	3	5	4	20
861: Protection of persons and property	33	-	-	-	-	-	1	1	3	5	4	20
862: Military and defence	-	-	-	-	-	-	-	-	-	-	-	-
99: Fields of education not known or unspecified ..	105	1	-	1	4	3	5	13	19	16	16	40

(1) Comprising International Standard Classification of Education (ISCED) levels 3, 4 & 5a. See Appendix V for description of codes.

Table E9 - Resident population 12 years of age and over holding a certificate/diploma(1) by field of study, age and sex

Country, Island, Sex and Field of Study	Total	Age (in years)										
		12-14	15	16	17	18	19	(15-19)	20-24	25-29	30-34	35+
ISLAND OF RODRIGUES												
Both sexes												
All fields of study	1,898	3	3	4	6	24	22	59	271	418	337	810
01: Basic programmes	-	-	-	-	-	-	-	-	-	-	-	-
08: Literacy and numeracy	-	-	-	-	-	-	-	-	-	-	-	-
09: Personal development	6	-	-	-	-	1	1	2	2	-	1	1
14: Teacher training & education science.....	297	-	-	-	-	1	-	1	21	40	38	197
141: Teacher training (general).....	217	-	-	-	-	-	-	-	19	26	18	154
142: Teacher training with specialisation in non-vocational subject	18	-	-	-	-	-	-	-	-	5	6	7
143: Teacher training for teaching practical or vocational subjects	18	-	-	-	-	1	-	1	1	4	5	7
144: Teacher training for teaching pre-school or kindergarten	32	-	-	-	-	-	-	-	-	3	7	22
145: Teacher training for teachers of adult education	2	-	-	-	-	-	-	-	-	-	-	2
146: Teacher training for teaching handicapped persons	1	-	-	-	-	-	-	-	-	-	1	-
147: Teacher training for teacher trainers	2	-	-	-	-	-	-	-	-	-	1	1
148: Education science	7	-	-	-	-	-	-	-	1	2	-	4
149: Other teacher training and education sciences	-	-	-	-	-	-	-	-	-	-	-	-
21: Arts	31	-	-	1	-	1	1	3	1	8	7	12
211: Fine arts: drawing, painting and sculpture	4	-	-	-	-	-	-	-	-	1	-	3
212: Music and dance	1	-	-	-	-	-	-	-	-	-	1	-
213: Performing arts	1	-	-	-	-	-	-	-	-	1	-	-
214: Design	4	-	-	1	-	-	1	2	-	1	-	1
215: Audio-visual techniques &.media production	9	-	-	-	-	-	-	-	1	1	3	4
216: Craft skills	12	-	-	-	-	1	-	1	-	4	3	4
217: Other fine and applied arts	-	-	-	-	-	-	-	-	-	-	-	-
22: Humanities	29	-	2	-	1	-	-	3	2	3	6	15
221: Religion and theology	6	-	-	-	-	-	-	-	-	-	-	6
222: Foreign languages and cultures	22	-	2	-	1	-	-	3	2	3	6	8
223: Oriental languages	1	-	-	-	-	-	-	-	-	-	-	1
224: Mother tongue	-	-	-	-	-	-	-	-	-	-	-	-
225: History and archeology	-	-	-	-	-	-	-	-	-	-	-	-
226: Philosophy and ethics	-	-	-	-	-	-	-	-	-	-	-	-
227: Other humanities	-	-	-	-	-	-	-	-	-	-	-	-
31: Social and behavioural science.....	8	-	-	-	-	-	-	-	-	-	-	8
311: Economics	1	-	-	-	-	-	-	-	-	-	-	1
312: Political Science	-	-	-	-	-	-	-	-	-	-	-	-
313: Sociology	4	-	-	-	-	-	-	-	-	-	-	4
314: Demography	-	-	-	-	-	-	-	-	-	-	-	-
315: Psychology	1	-	-	-	-	-	-	-	-	-	-	1
316: Other social and behavioural science	2	-	-	-	-	-	-	-	-	-	-	2
32: Journalism and information	13	-	-	-	-	-	-	-	1	2	4	6
321: Journalism and reporting	5	-	-	-	-	-	-	-	1	1	1	2
322: Library, information, archive	8	-	-	-	-	-	-	-	-	1	3	4
323: Other documentation techniques	-	-	-	-	-	-	-	-	-	-	-	-
34: Business and administration	271	-	-	-	-	-	-	-	18	44	42	167
341: Wholesale and retail sales	15	-	-	-	-	-	-	-	-	3	1	11
342: Marketing and advertising.....	14	-	-	-	-	-	-	-	1	6	1	6
343: Finance, banking, insurance	14	-	-	-	-	-	-	-	2	2	2	8
344: Accounting, auditing and taxation	19	-	-	-	-	-	-	-	3	2	3	11
345: Management	135	-	-	-	-	-	-	-	7	18	19	91
346: Secretarial and office work	41	-	-	-	-	-	-	-	3	9	7	22
347: Business administration	21	-	-	-	-	-	-	-	2	4	8	7
348: Public administration (including administrations of institutions)	11	-	-	-	-	-	-	-	-	-	-	11
349: Other courses in business.administration..	1	-	-	-	-	-	-	-	-	-	1	-

(1) Comprising International Standard Classification of Education (ISCED) levels 3, 4 & 5a. See Appendix V for description of codes.

Table E9 - Resident population 12 years of age and over holding a certificate/diploma(1) by field of study, age and sex

Country, Island, Sex and Field of Study	Total	Age (in years)											
		12-14	15	16	17	18	19	(15-19)	20-24	25-29	30-34	35+	
ISLAND OF RODRIGUES													
38: Law:	10	-	-	-	-	-	-	-	-	-	2	1	7
381: Law (general, international, labour, etc)...	10	-	-	-	-	-	-	-	-	-	2	1	7
382: Qualification to practice.as "notaires"....	-	-	-	-	-	-	-	-	-	-	-	-	-
383: Qualification to practice.as attorney	-	-	-	-	-	-	-	-	-	-	-	-	-
42: Life sciences	4	-	-	-	-	-	-	-	-	-	-	-	4
421: Biology and biochemistry	3	-	-	-	-	-	-	-	-	-	-	-	3
422: Environmental science	1	-	-	-	-	-	-	-	-	-	-	-	1
44: Physical sciences	12	-	-	-	-	-	-	-	-	2	-	-	10
441: Physics	-	-	-	-	-	-	-	-	-	-	-	-	-
442: Chemistry	2	-	-	-	-	-	-	-	-	-	-	-	2
443: Meteorology and weather forecasting science	7	-	-	-	-	-	-	-	-	1	-	-	6
444: Oceanography	2	-	-	-	-	-	-	-	-	-	-	-	2
445: Earth Science	1	-	-	-	-	-	-	-	-	1	-	-	-
446: Other physical sciences	-	-	-	-	-	-	-	-	-	-	-	-	-
46: Mathematics and statistics	15	-	-	-	1	-	-	1	1	3	4	6	6
461: Mathematics	8	-	-	-	-	-	-	-	1	2	2	3	3
462: Statistics and actuarial science	7	-	-	-	1	-	-	1	-	1	2	3	3
48: Computing	313	3	1	2	1	5	8	17	84	117	58	34	34
481: Computer science	172	2	-	-	1	-	2	3	35	73	40	19	19
482: Computer use	141	1	1	2	-	5	6	14	49	44	18	15	15
52: Engineering and engineering trades	233	-	-	-	-	4	2	6	55	52	50	70	70
521: Mechanical Engineering	8	-	-	-	-	-	-	-	-	2	1	5	5
522: Mechanics and metal work	58	-	-	-	-	1	-	1	21	9	13	14	14
523: Electrical Engineering	6	-	-	-	-	-	-	-	-	2	1	3	3
524: Electricity and energy	43	-	-	-	-	-	-	-	8	7	11	17	17
525: Computer engineering (incl. hardware)	4	-	-	-	-	-	-	-	-	3	-	1	1
526: Electronics and automation	42	-	-	-	-	-	-	-	11	10	11	10	10
527: Chemical and process	1	-	-	-	-	-	-	-	-	-	-	1	1
528: Motor vehicles, ships and aircraft	62	-	-	-	-	3	2	5	14	14	12	17	17
529: Other engineering courses.....	9	-	-	-	-	-	-	-	1	5	1	2	2
54: Manufacturing and processing	62	-	-	-	-	2	2	4	11	24	9	14	14
541: Food and drink processing.....	26	-	-	-	-	-	-	-	4	11	4	7	7
542: Textiles, clothes, footwear, leather	8	-	-	-	-	-	-	-	-	2	2	4	4
543: Materials (wood, paper, plastics, glass)..	28	-	-	-	-	2	2	4	7	11	3	3	3
544: Mining and extraction	-	-	-	-	-	-	-	-	-	-	-	-	-
58: Architecture and building	109	-	-	-	-	3	4	7	27	36	15	24	24
581: Architecture and town planning	7	-	-	-	-	-	-	-	1	1	2	3	3
582: Civil and building engineering	102	-	-	-	-	3	4	7	26	35	13	21	21
583: Other architecture courses	-	-	-	-	-	-	-	-	-	-	-	-	-
62: Agriculture, forestry & fishery	98	-	-	-	2	2	1	5	18	6	15	54	54
621: Agriculture	79	-	-	-	2	2	1	5	15	6	13	40	40
622: Horticulture	2	-	-	-	-	-	-	-	2	-	-	-	-
623: Forestry	14	-	-	-	-	-	-	-	-	-	2	12	12
624: Fisheries	3	-	-	-	-	-	-	-	1	-	-	2	2
625: Other agriculture, forestry and fishery courses	-	-	-	-	-	-	-	-	-	-	-	-	-
64: Veterinary	4	-	-	-	-	-	-	-	-	-	1	3	3
72: Health	157	-	-	-	-	-	-	-	6	30	36	85	85
721: Medicine	5	-	-	-	-	-	-	-	-	1	1	3	3
722: Nursing and caring	132	-	-	-	-	-	-	-	4	23	34	71	71
723: Dental services	2	-	-	-	-	-	-	-	-	1	-	1	1
724: Medical diagnostic and treatment technology	3	-	-	-	-	-	-	-	-	1	-	2	2
725: Therapy and rehabilitation	4	-	-	-	-	-	-	-	1	1	-	2	2
726: Pharmacy	5	-	-	-	-	-	-	-	1	1	1	2	2
727: Nutrition and dietetics	1	-	-	-	-	-	-	-	-	-	-	1	1
728: Public health services	5	-	-	-	-	-	-	-	-	2	-	3	3
76: Social services	19	-	-	-	-	-	-	-	-	3	1	15	15
761: Child care and youth services	3	-	-	-	-	-	-	-	-	1	-	2	2
762: Social work and counseling	16	-	-	-	-	-	-	-	-	2	1	13	13
763: Care of the old and disabled	-	-	-	-	-	-	-	-	-	-	-	-	-

(1) Comprising International Standard Classification of Education (ISCED) levels 3, 4 & 5a. See Appendix V for description of codes.

Table E9 - Resident population 12 years of age and over holding a certificate/diploma(1) by field of study, age and sex

Country, Island, Sex and Field of Study	Total	Age (in years)										
		12-14	15	16	17	18	19	(15-19)	20-24	25-29	30-34	35+
ISLAND OF RODRIGUES												
81: Personal services	149	-	-	-	-	1	2	3	20	36	36	54
811: Hotel, restaurant and catering	53	-	-	-	-	-	-	-	7	13	16	17
812: Travel, tourism and leisure	24	-	-	-	-	-	-	-	3	5	5	11
813: Sports	9	-	-	-	-	-	-	-	-	-	2	7
814: Domestic services	31	-	-	-	-	1	1	4	12	5	9	9
815: Hair and beauty services	31	-	-	-	-	1	1	2	6	6	7	10
816: Other personal services	1	-	-	-	-	-	-	-	-	-	1	-
84: Transport services	10	-	-	-	-	-	-	-	-	-	4	6
85: Environmental protection	6	-	-	-	-	-	-	-	2	-	2	2
851: Environmental protection technology	1	-	-	-	-	-	-	-	-	-	1	-
852: Natural environments and wildlife	1	-	-	-	-	-	-	-	-	-	-	-
853: Community sanitation services	3	-	-	-	-	-	-	-	-	-	1	2
854: Labour protection and security	2	-	-	-	-	-	-	-	2	-	-	-
86: Security services	28	-	-	-	-	-	-	-	1	10	5	12
861: Protection of persons and property	27	-	-	-	-	-	-	-	1	9	5	12
862: Military and defence	1	-	-	-	-	-	-	-	-	1	-	-
99: Fields of education not known or unspecified ..	14	-	-	1	1	4	1	7	1	-	2	4
Male												
All fields of study	1,034	2	1	3	-	16	14	34	127	218	185	468
01: Basic programmes	-	-	-	-	-	-	-	-	-	-	-	-
08: Literacy and numeracy	-	-	-	-	-	-	-	-	-	-	-	-
09: Personal development	3	-	-	-	-	-	1	1	1	-	-	1
14: Teacher training & education science.....	117	-	-	-	-	1	-	1	7	13	15	81
141: Teacher training (general).....	95	-	-	-	-	-	-	-	6	9	10	70
142: Teacher training with specialisation in non-vocational subject	7	-	-	-	-	-	-	-	-	2	2	3
143: Teacher training for teaching practical or vocational subjects	11	-	-	-	-	1	-	1	1	1	2	6
144: Teacher training for teaching pre-school or kindergarten	-	-	-	-	-	-	-	-	-	-	-	-
145: Teacher training for teachers of adult education	-	-	-	-	-	-	-	-	-	-	-	-
146: Teacher training for teaching handicapped persons	-	-	-	-	-	-	-	-	-	-	-	-
147: Teacher training for teacher trainers	2	-	-	-	-	-	-	-	-	-	1	1
148: Education science	2	-	-	-	-	-	-	-	-	1	-	1
149: Other teacher training and education sciences	-	-	-	-	-	-	-	-	-	-	-	-
21: Arts	21	-	-	1	-	-	-	1	-	6	5	9
211: Fine arts: drawing, painting and sculpture	3	-	-	-	-	-	-	-	-	1	-	2
212: Music and dance	1	-	-	-	-	-	-	-	-	-	1	-
213: Performing arts	1	-	-	-	-	-	-	-	-	1	-	-
214: Design	2	-	-	1	-	-	-	1	-	1	-	-
215: Audio-visual techniques & media production	8	-	-	-	-	-	-	-	-	1	3	4
216: Craft skills	6	-	-	-	-	-	-	-	-	2	1	3
217: Other fine and applied arts	-	-	-	-	-	-	-	-	-	-	-	-
22: Humanities	9	-	1	-	-	-	-	1	1	-	-	7
221: Religion and theology	3	-	-	-	-	-	-	-	-	-	-	3
222: Foreign languages and cultures	6	-	1	-	-	-	-	1	1	-	-	4
223: Oriental languages	-	-	-	-	-	-	-	-	-	-	-	-
224: Mother tongue	-	-	-	-	-	-	-	-	-	-	-	-
225: History and archeology	-	-	-	-	-	-	-	-	-	-	-	-
226: Philosophy and ethics	-	-	-	-	-	-	-	-	-	-	-	-
227: Other humanities	-	-	-	-	-	-	-	-	-	-	-	-
31: Social and behavioural science.....	6	-	-	-	-	-	-	-	-	-	-	6
311: Economics	1	-	-	-	-	-	-	-	-	-	-	1
312: Political Science	-	-	-	-	-	-	-	-	-	-	-	-
313: Sociology	4	-	-	-	-	-	-	-	-	-	-	4
314: Demography	-	-	-	-	-	-	-	-	-	-	-	-

(1) Comprising International Standard Classification of Education (ISCED) levels 3, 4 & 5a. See Appendix V for description of codes.

Table E9 - Resident population 12 years of age and over holding a certificate/diploma(1) by field of study, age and sex

Country, Island, Sex and Field of Study	Total	Age (in years)										
		12-14	15	16	17	18	19	(15-19)	20-24	25-29	30-34	35+
ISLAND OF RODRIGUES												
315: Psychology	-	-	-	-	-	-	-	-	-	-	-	-
316: Other social and behavioural science	1	-	-	-	-	-	-	-	-	-	-	1
32: Journalism and information	3	-	-	-	-	-	-	-	-	-	1	2
321: Journalism and reporting	-	-	-	-	-	-	-	-	-	-	-	-
322: Library, information, archive	3	-	-	-	-	-	-	-	-	-	1	2
323: Other documentation techniques	-	-	-	-	-	-	-	-	-	-	-	-
34: Business and administration	117	-	-	-	-	-	-	-	2	13	13	89
341: Wholesale and retail sales	4	-	-	-	-	-	-	-	-	-	-	4
342: Marketing and advertising.....	6	-	-	-	-	-	-	-	1	1	-	4
343: Finance, banking, insurance	6	-	-	-	-	-	-	-	-	-	-	6
344: Accounting, auditing and taxation	11	-	-	-	-	-	-	-	-	-	2	9
345: Management	68	-	-	-	-	-	-	-	1	10	7	50
346: Secretarial and office work	4	-	-	-	-	-	-	-	-	-	-	4
347: Business administration	11	-	-	-	-	-	-	-	-	2	3	6
348: Public administration (including administrations of institutions)	6	-	-	-	-	-	-	-	-	-	-	6
349: Other courses in business administration..	1	-	-	-	-	-	-	-	-	-	1	-
38: Law:	8	-	-	-	-	-	-	-	-	2	-	6
381: Law (general, international, labour, etc)..	8	-	-	-	-	-	-	-	-	2	-	6
382: Qualification to practice as "notaires"....	-	-	-	-	-	-	-	-	-	-	-	-
383: Qualification to practice as attorney	-	-	-	-	-	-	-	-	-	-	-	-
42: Life sciences	3	-	-	-	-	-	-	-	-	-	-	3
421: Biology and biochemistry	3	-	-	-	-	-	-	-	-	-	-	3
422: Environmental science	-	-	-	-	-	-	-	-	-	-	-	-
44: Physical sciences	12	-	-	-	-	-	-	-	-	2	-	10
441: Physics	-	-	-	-	-	-	-	-	-	-	-	-
442: Chemistry	2	-	-	-	-	-	-	-	-	-	-	2
443: Meteorology and weather forecasting science	7	-	-	-	-	-	-	-	-	1	-	6
444: Oceanography	2	-	-	-	-	-	-	-	-	-	-	2
445: Earth Science	1	-	-	-	-	-	-	-	-	1	-	-
446: Other physical sciences	-	-	-	-	-	-	-	-	-	-	-	-
46: Mathematics and statistics	8	-	-	-	-	-	-	-	-	3	2	3
461: Mathematics	5	-	-	-	-	-	-	-	-	2	1	2
462: Statistics and actuarial science	3	-	-	-	-	-	-	-	-	1	1	1
48: Computing	97	2	-	1	-	3	3	7	17	44	14	13
481: Computer science	60	2	-	-	-	-	2	2	4	32	11	9
482: Computer use	37	-	-	1	-	3	1	5	13	12	3	4
52: Engineering and engineering trades	219	-	-	-	-	4	2	6	51	48	47	67
521: Mechanical Engineering	8	-	-	-	-	-	-	-	-	2	1	5
522: Mechanics and metal work	53	-	-	-	-	1	-	1	18	9	12	13
523: Electrical Engineering	6	-	-	-	-	-	-	-	-	2	1	3
524: Electricity and energy	41	-	-	-	-	-	-	-	7	7	11	16
525: Computer engineering (incl. hardware)	3	-	-	-	-	-	-	-	-	2	-	1
526: Electronics and automation	40	-	-	-	-	-	-	-	11	9	10	10
527: Chemical and process	1	-	-	-	-	-	-	-	-	-	-	1
528: Motor vehicles, ships and aircraft	59	-	-	-	-	3	2	5	14	13	11	16
529: Other engineering courses.....	8	-	-	-	-	-	-	-	1	4	1	2
54: Manufacturing and processing	33	-	-	-	-	1	2	3	6	12	6	6
541: Food and drink processing.....	10	-	-	-	-	-	-	-	1	3	3	3
542: Textiles, clothes, footwear, leather	-	-	-	-	-	-	-	-	-	-	-	-
543: Materials (wood, paper, plastics, glass)..	23	-	-	-	-	1	2	3	5	9	3	3
544: Mining and extraction	-	-	-	-	-	-	-	-	-	-	-	-
58: Architecture and building	106	-	-	-	-	3	4	7	26	35	15	23
581: Architecture and town planning	6	-	-	-	-	-	-	-	1	1	2	2
582: Civil and building engineering	100	-	-	-	-	3	4	7	25	34	13	21
583: Other architecture courses	-	-	-	-	-	-	-	-	-	-	-	-
62: Agriculture, forestry & fishery	73	-	-	-	-	1	1	2	7	1	13	50
621: Agriculture	55	-	-	-	-	1	1	2	5	1	11	36
622: Horticulture	1	-	-	-	-	-	-	-	1	-	-	-
623: Forestry	14	-	-	-	-	-	-	-	-	-	2	12

(1) Comprising International Standard Classification of Education (ISCED) levels 3, 4 & 5a. See Appendix V for description of codes.

Table E9 - Resident population 12 years of age and over holding a certificate/diploma(1) by field of study, age and sex

Country, Island, Sex and Field of Study	Total	Age (in years)											
		12-14	15	16	17	18	19	(15-19)	20-24	25-29	30-34	35+	
ISLAND OF RODRIGUES													
624: Fisheries	3	-	-	-	-	-	-	-	-	1	-	-	2
625: Other agriculture, forestry and fishery courses	-	-	-	-	-	-	-	-	-	-	-	-	-
64: Veterinary	3	-	-	-	-	-	-	-	-	-	-	-	3
72: Health	74	-	-	-	-	-	-	-	-	2	16	24	32
721: Medicine	-	-	-	-	-	-	-	-	-	-	-	-	-
722: Nursing and caring	61	-	-	-	-	-	-	-	-	2	11	24	24
723: Dental services	2	-	-	-	-	-	-	-	-	-	1	-	1
724: Medical diagnostic and treatment technology	2	-	-	-	-	-	-	-	-	-	1	-	1
725: Therapy and rehabilitation	3	-	-	-	-	-	-	-	-	-	1	-	2
726: Pharmacy	3	-	-	-	-	-	-	-	-	-	1	-	2
727: Nutrition and dietetics	-	-	-	-	-	-	-	-	-	-	-	-	-
728: Public health services	3	-	-	-	-	-	-	-	-	-	1	-	2
76: Social services	10	-	-	-	-	-	-	-	-	-	2	1	7
761: Child care and youth services	-	-	-	-	-	-	-	-	-	-	-	-	-
762: Social work and counseling	10	-	-	-	-	-	-	-	-	-	2	1	7
763: Care of the old and disabled	-	-	-	-	-	-	-	-	-	-	-	-	-
81: Personal services	62	-	-	-	-	-	-	-	-	4	11	18	29
811: Hotel, restaurant and catering	30	-	-	-	-	-	-	-	-	3	7	9	11
812: Travel, tourism and leisure	18	-	-	-	-	-	-	-	-	1	2	5	10
813: Sports	9	-	-	-	-	-	-	-	-	-	-	2	7
814: Domestic services	2	-	-	-	-	-	-	-	-	-	1	1	-
815: Hair and beauty services	3	-	-	-	-	-	-	-	-	-	1	1	1
816: Other personal services	-	-	-	-	-	-	-	-	-	-	-	-	-
84: Transport services	10	-	-	-	-	-	-	-	-	-	-	4	6
85: Environmental protection	4	-	-	-	-	-	-	-	-	1	-	1	2
851: Environmental protection technology	-	-	-	-	-	-	-	-	-	-	-	-	-
852: Natural environments and wildlife	-	-	-	-	-	-	-	-	-	-	-	-	-
853: Community sanitation services	3	-	-	-	-	-	-	-	-	-	-	1	2
854: Labour protection and security	1	-	-	-	-	-	-	-	-	1	-	-	-
86: Security services	28	-	-	-	-	-	-	-	-	1	10	5	12
861: Protection of persons and property	27	-	-	-	-	-	-	-	-	1	9	5	12
862: Military and defence	1	-	-	-	-	-	-	-	-	-	1	-	-
99: Fields of education not known or unspecified ..	8	-	-	1	-	3	1	5	1	1	-	1	1
Female													
All fields of study	864	1	2	1	6	8	8	25	144	200	152	342	
01: Basic programmes	-	-	-	-	-	-	-	-	-	-	-	-	
08: Literacy and numeracy	-	-	-	-	-	-	-	-	-	-	-	-	
09: Personal development	3	-	-	-	-	1	-	1	1	-	1	-	
14: Teacher training & education science.....	180	-	-	-	-	-	-	-	14	27	23	116	
141: Teacher training (general).....	122	-	-	-	-	-	-	-	13	17	8	84	
142: Teacher training with specialisation in non-vocational subject	11	-	-	-	-	-	-	-	-	3	4	4	
143: Teacher training for teaching practical or vocational subjects	7	-	-	-	-	-	-	-	-	3	3	1	
144: Teacher training for teaching pre-school or kindergarten	32	-	-	-	-	-	-	-	-	3	7	22	
145: Teacher training for teachers of adult education	2	-	-	-	-	-	-	-	-	-	-	2	
146: Teacher training for teaching handicapped persons	1	-	-	-	-	-	-	-	-	-	1	-	
147: Teacher training for teacher trainers	-	-	-	-	-	-	-	-	-	-	-	-	
148: Education science	5	-	-	-	-	-	-	-	1	1	-	3	
149: Other teacher training and education sciences	-	-	-	-	-	-	-	-	-	-	-	-	
21: Arts	10	-	-	-	-	1	1	2	1	2	2	3	
211: Fine arts: drawing, painting and sculpture	1	-	-	-	-	-	-	-	-	-	-	1	
212: Music and dance	-	-	-	-	-	-	-	-	-	-	-	-	
213: Performing arts	-	-	-	-	-	-	-	-	-	-	-	-	

(1) Comprising International Standard Classification of Education (ISCED) levels 3, 4 & 5a. See Appendix V for description of codes.

Table E9 - Resident population 12 years of age and over holding a certificate/diploma(1) by field of study, age and sex

Country, Island, Sex and Field of Study	Total	Age (in years)										
		12-14	15	16	17	18	19	(15-19)	20-24	25-29	30-34	35+
ISLAND OF RODRIGUES												
214: Design	2	-	-	-	-	-	1	1	-	-	-	1
215: Audio-visual techniques & media production	1	-	-	-	-	-	-	-	-	-	-	-
216: Craft skills	6	-	-	-	-	1	-	1	-	2	2	1
217: Other fine and applied arts	-	-	-	-	-	-	-	-	-	-	-	-
22: Humanities	20	-	1	-	1	-	-	2	1	3	6	8
221: Religion and theology	3	-	-	-	-	-	-	-	-	-	-	3
222: Foreign languages and cultures	16	-	1	-	1	-	-	2	1	3	6	4
223: Oriental languages	1	-	-	-	-	-	-	-	-	-	-	1
224: Mother tongue	-	-	-	-	-	-	-	-	-	-	-	-
225: History and archeology	-	-	-	-	-	-	-	-	-	-	-	-
226: Philosophy and ethics	-	-	-	-	-	-	-	-	-	-	-	-
227: Other humanities	-	-	-	-	-	-	-	-	-	-	-	-
31: Social and behavioural science.....	2	-	-	-	-	-	-	-	-	-	-	2
311: Economics	-	-	-	-	-	-	-	-	-	-	-	-
312: Political Science	-	-	-	-	-	-	-	-	-	-	-	-
313: Sociology	-	-	-	-	-	-	-	-	-	-	-	-
314: Demography	-	-	-	-	-	-	-	-	-	-	-	-
315: Psychology	1	-	-	-	-	-	-	-	-	-	-	1
316: Other social and behavioural science	1	-	-	-	-	-	-	-	-	-	-	1
32: Journalism and information	10	-	-	-	-	-	-	-	1	2	3	4
321: Journalism and reporting	5	-	-	-	-	-	-	-	1	1	1	2
322: Library, information, archive	5	-	-	-	-	-	-	-	-	1	2	2
323: Other documentation techniques	-	-	-	-	-	-	-	-	-	-	-	-
34: Business and administration	154	-	-	-	-	-	-	-	16	31	29	78
341: Wholesale and retail sales	11	-	-	-	-	-	-	-	-	3	1	7
342: Marketing and advertising.....	8	-	-	-	-	-	-	-	-	5	1	2
343: Finance, banking, insurance	8	-	-	-	-	-	-	-	2	2	2	2
344: Accounting, auditing and taxation	8	-	-	-	-	-	-	-	3	2	1	2
345: Management	67	-	-	-	-	-	-	-	6	8	12	41
346: Secretarial and office work	37	-	-	-	-	-	-	-	3	9	7	18
347: Business administration	10	-	-	-	-	-	-	-	2	2	5	1
348: Public administration (including administrations of institutions)	5	-	-	-	-	-	-	-	-	-	-	5
349: Other courses in business administration..	-	-	-	-	-	-	-	-	-	-	-	-
38: Law:	2	-	-	-	-	-	-	-	-	-	1	1
381: Law (general, international, labour, etc)...	2	-	-	-	-	-	-	-	-	-	1	1
382: Qualification to practice as "notaires"...	-	-	-	-	-	-	-	-	-	-	-	-
383: Qualification to practice as attorney	-	-	-	-	-	-	-	-	-	-	-	-
42: Life sciences	1	-	-	-	-	-	-	-	-	-	-	1
421: Biology and biochemistry	-	-	-	-	-	-	-	-	-	-	-	-
422: Environmental science	1	-	-	-	-	-	-	-	-	-	-	1
44: Physical sciences	-	-	-	-	-	-	-	-	-	-	-	-
441: Physics	-	-	-	-	-	-	-	-	-	-	-	-
442: Chemistry	-	-	-	-	-	-	-	-	-	-	-	-
443: Meteorology and weather forecasting science	-	-	-	-	-	-	-	-	-	-	-	-
444: Oceanography	-	-	-	-	-	-	-	-	-	-	-	-
445: Earth Science	-	-	-	-	-	-	-	-	-	-	-	-
446: Other physical sciences	-	-	-	-	-	-	-	-	-	-	-	-
46: Mathematics and statistics	7	-	-	-	1	-	-	1	1	-	2	3
461: Mathematics	3	-	-	-	-	-	-	-	1	-	1	1
462: Statistics and actuarial science	4	-	-	-	1	-	-	1	-	-	1	2
48: Computing	216	1	1	1	1	2	5	10	67	73	44	21
481: Computer science	112	-	-	-	1	-	-	1	31	41	29	10
482: Computer use	104	1	1	1	-	2	5	9	36	32	15	11
52: Engineering and engineering trades	14	-	-	-	-	-	-	-	4	4	3	3
521: Mechanical Engineering	-	-	-	-	-	-	-	-	-	-	-	-
522: Mechanics and metal work	5	-	-	-	-	-	-	-	3	-	1	1
523: Electrical Engineering	-	-	-	-	-	-	-	-	-	-	-	-
524: Electricity and energy	2	-	-	-	-	-	-	-	1	-	-	1
525: Computer engineering (incl. hardware)	1	-	-	-	-	-	-	-	-	1	-	-

(1) Comprising International Standard Classification of Education (ISCED) levels 3, 4 & 5a. See Appendix V for description of codes.

Table E9 - Resident population 12 years of age and over holding a certificate/diploma(1) by field of study, age and sex

Country, Island, Sex and Field of Study	Total	Age (in years)											
		12-14	15	16	17	18	19	(15-19)	20-24	25-29	30-34	35+	
ISLAND OF RODRIGUES													
526: Electronics and automation	2	-	-	-	-	-	-	-	-	-	1	1	-
527: Chemical and process	-	-	-	-	-	-	-	-	-	-	-	-	-
528: Motor vehicles, ships and aircraft	3	-	-	-	-	-	-	-	-	1	1	1	-
529: Other engineering courses	1	-	-	-	-	-	-	-	-	1	-	-	-
54: Manufacturing and processing	29	-	-	-	-	1	-	1	5	12	3	8	-
541: Food and drink processing	16	-	-	-	-	-	-	-	3	8	1	4	-
542: Textiles, clothes, footwear, leather	8	-	-	-	-	-	-	-	-	2	2	4	-
543: Materials (wood, paper, plastics, glass) ..	5	-	-	-	-	1	-	1	2	2	-	-	-
544: Mining and extraction	-	-	-	-	-	-	-	-	-	-	-	-	-
58: Architecture and building	3	-	-	-	-	-	-	-	1	1	-	1	-
581: Architecture and town planning	1	-	-	-	-	-	-	-	-	-	-	1	-
582: Civil and building engineering	2	-	-	-	-	-	-	-	1	1	-	-	-
583: Other architecture courses	-	-	-	-	-	-	-	-	-	-	-	-	-
62: Agriculture, forestry & fishery	25	-	-	-	2	1	-	3	11	5	2	4	-
621: Agriculture	24	-	-	-	2	1	-	3	10	5	2	4	-
622: Horticulture	1	-	-	-	-	-	-	-	1	-	-	-	-
623: Forestry	-	-	-	-	-	-	-	-	-	-	-	-	-
624: Fisheries	-	-	-	-	-	-	-	-	-	-	-	-	-
625: Other agriculture, forestry and fishery courses	-	-	-	-	-	-	-	-	-	-	-	-	-
64: Veterinary	1	-	-	-	-	-	-	-	-	-	1	-	-
72: Health	83	-	-	-	-	-	-	-	4	14	12	53	-
721: Medicine	5	-	-	-	-	-	-	-	-	1	1	3	-
722: Nursing and caring	71	-	-	-	-	-	-	-	2	12	10	47	-
723: Dental services	-	-	-	-	-	-	-	-	-	-	-	-	-
724: Medical diagnostic and treatment technology	1	-	-	-	-	-	-	-	-	-	-	1	-
725: Therapy and rehabilitation	1	-	-	-	-	-	-	-	1	-	-	-	-
726: Pharmacy	2	-	-	-	-	-	-	-	1	-	1	-	-
727: Nutrition and dietetics	1	-	-	-	-	-	-	-	-	-	-	1	-
728: Public health services	2	-	-	-	-	-	-	-	-	1	-	1	-
76: Social services	9	-	-	-	-	-	-	-	-	1	-	8	-
761: Child care and youth services	3	-	-	-	-	-	-	-	-	1	-	2	-
762: Social work and counseling	6	-	-	-	-	-	-	-	-	-	-	6	-
763: Care of the old and disabled	-	-	-	-	-	-	-	-	-	-	-	-	-
81: Personal services	87	-	-	-	-	1	2	3	16	25	18	25	-
811: Hotel, restaurant and catering	23	-	-	-	-	-	-	-	4	6	7	6	-
812: Travel, tourism and leisure	6	-	-	-	-	-	-	-	2	3	-	1	-
813: Sports	-	-	-	-	-	-	-	-	-	-	-	-	-
814: Domestic services	29	-	-	-	-	-	1	1	4	11	4	9	-
815: Hair and beauty services	28	-	-	-	-	1	1	2	6	5	6	9	-
816: Other personal services	1	-	-	-	-	-	-	-	-	-	1	-	-
84: Transport services	-	-	-	-	-	-	-	-	-	-	-	-	-
85: Environmental protection	2	-	-	-	-	-	-	-	1	-	1	-	-
851: Environmental protection technology	1	-	-	-	-	-	-	-	-	-	1	-	-
852: Natural environments and wildlife	-	-	-	-	-	-	-	-	-	-	-	-	-
853: Community sanitation services	-	-	-	-	-	-	-	-	-	-	-	-	-
854: Labour protection and security	1	-	-	-	-	-	-	-	1	-	-	-	-
86: Security services	-	-	-	-	-	-	-	-	-	-	-	-	-
861: Protection of persons and property	-	-	-	-	-	-	-	-	-	-	-	-	-
862: Military and defence	-	-	-	-	-	-	-	-	-	-	-	-	-
99: Fields of education not known or unspecified ..	6	-	-	-	1	1	-	2	-	-	1	3	-

(1) Comprising International Standard Classification of Education (ISCED) levels 3, 4 & 5a. See Appendix V for description of codes.

Table E10 - Resident population 12 years of age and over holding a certificate/diploma(1), by sex, major field and duration of study

Country, Island, Sex and Field of Study	Total	Duration of study (in months) (2)								
		<6	6 - 11	12 - 17	18 - 23	24 - 35	36 - 47	48+	Not Stated	
REPUBLIC OF MAURITIUS										
Both sexes										
All fields of study.....	75,301	399	215	3,755	1,143	11,855	37,628	17,143	3,163	
01: Basic programmes.....	-	-	-	-	-	-	-	-	-	
08: Literacy and numeracy.....	5	-	-	-	-	-	4	1	-	
09: Personal development.....	86	2	-	4	3	11	45	17	4	
14: Teacher training & education science.....	6,847	29	21	310	85	1,118	3,520	1,482	282	
141: Teacher training (general).....	4,208	15	14	201	46	677	2,160	914	181	
142: Teacher training with specialisation in non-vocational subject.....	666	1	2	22	11	122	347	130	31	
143: Teacher training for teaching practical or vocational subjects.....	419	4	2	21	4	89	198	91	10	
144: Teacher training for teaching pre-school or kindergarten.....	1,357	8	2	58	23	200	718	296	52	
145: Teacher training for teachers of adult education.....	9	-	-	-	-	-	7	2	-	
146: Teacher training for teaching handicapped persons.....	34	-	-	-	-	6	17	10	1	
147: Teacher training for teacher trainers.....	18	-	-	-	-	2	12	3	1	
148: Education science.....	111	1	1	7	1	17	51	27	6	
149: Other teacher training and education sciences	25	-	-	1	-	5	10	9	-	
21: Arts.....	2,746	17	7	124	42	432	1,418	589	117	
211: Fine arts: drawing, painting and sculpture...	293	4	2	11	4	56	146	56	14	
212: Music and dance.....	198	1	-	9	2	35	110	35	6	
213: Performing arts.....	152	3	-	9	5	23	81	26	5	
214: Design.....	751	2	2	28	15	110	376	185	33	
215: Audio-visual techniques and media production	908	5	2	49	12	139	475	186	40	
216: Craft skills.....	422	2	1	16	3	66	220	96	18	
217: Other fine and applied arts.....	22	-	-	2	1	3	10	5	1	
22: Humanities.....	1,984	11	5	96	24	348	1,027	384	89	
221: Religion and theology.....	186	1	-	7	3	30	100	40	5	
222: Foreign languages and cultures.....	869	7	4	43	10	141	441	184	39	
223: Oriental languages.....	765	3	1	38	10	150	400	127	36	
224: Mother tongue.....	4	-	-	-	-	-	3	1	-	
225: History and archeology.....	40	-	-	1	-	5	18	13	3	
226: Philosophy and ethics.....	68	-	-	6	-	12	39	7	4	
227: Other humanities.....	52	-	-	1	1	10	26	12	2	
31: Social and behavioural science.....	461	2	4	26	8	94	187	117	23	
311: Economics.....	130	1	-	9	2	20	59	34	5	
312: Political Science.....	22	-	2	1	-	2	10	7	-	
313: Sociology.....	157	1	1	9	3	45	58	34	6	
314: Demography.....	7	-	-	1	-	-	1	4	1	
315: Psychology.....	81	-	1	2	1	13	36	23	5	
316: Other social and behavioural science.....	64	-	-	4	2	14	23	15	6	
32: Journalism and information.....	897	6	5	53	17	159	436	181	40	
321: Journalism and reporting.....	522	3	3	30	14	89	247	113	23	
322: Library, information, archive.....	375	3	2	23	3	70	189	68	17	
323: Other documentation techniques.....	-	-	-	-	-	-	-	-	-	
34: Business and administration.....	19,677	84	64	1,094	377	3,160	9,470	4,595	833	
341: Wholesale and retail sales.....	959	2	5	55	23	135	477	222	40	
342: Marketing and advertising.....	1,411	6	1	74	25	215	694	344	52	
343: Finance, banking, insurance.....	1,316	5	4	71	26	215	638	306	51	
344: Accounting, auditing and taxation.....	4,434	24	20	241	75	698	2,141	1,042	193	
345: Management.....	5,892	17	21	334	121	991	2,816	1,344	248	
346: Secretarial and office work.....	3,666	16	7	197	50	554	1,778	905	159	
347: Business administration.....	1,536	11	4	91	44	269	715	332	70	
348: Public administration (including administrations of institutions).....	385	3	2	26	12	69	166	89	18	

(1) Comprising International Standard Classification of Education (ISCED) levels 3, 4 & 5a. See Appendix V for description of codes.

(2) Revised

Table E10 - Resident population 12 years of age and over holding a certificate/diploma(1), by sex, major field and duration of study

Country, Island, Sex and Field of Study	Total	Duration of study (in months) (2)							
		<6	6 - 11	12 - 17	18 - 23	24 - 35	36 - 47	48+	Not Stated
REPUBLIC OF MAURITIUS									
349: Other courses in business administration.....	78	-	-	5	1	14	45	11	2
38: Law.....	445	2	-	32	3	65	202	122	19
381: Law (general, international, labour, etc)....	417	2	-	30	3	61	190	114	17
382: Qualification to practice as "notaires".....	16	-	-	1	-	3	5	5	2
383: Qualification to practice as attorney.....	12	-	-	1	-	1	7	3	-
42: Life sciences.....	160	1	-	10	1	27	73	38	10
421: Biology and biochemistry.....	101	1	-	5	-	16	50	23	6
422: Environmental science.....	59	-	-	5	1	11	23	15	4
44: Physical sciences.....	201	-	-	10	1	42	98	45	5
441: Physics.....	30	-	-	1	-	4	16	8	1
442: Chemistry.....	60	-	-	1	-	16	27	14	2
443: Meteorology and weather forecasting science..	31	-	-	3	-	10	13	5	-
444: Oceanography.....	37	-	-	3	-	4	22	6	2
445: Earth Science.....	39	-	-	1	1	8	18	11	-
446: Other physical sciences.....	4	-	-	1	-	-	2	1	-
46: Mathematics and statistics.....	292	3	1	21	7	49	135	62	14
461: Mathematics.....	187	1	-	12	7	31	85	38	13
462: Statistics and actuarial science.....	105	2	1	9	-	18	50	24	1
48: Computing.....	12,063	65	36	560	220	1,896	6,103	2,686	497
481: Computer science.....	8,068	36	19	381	172	1,247	4,098	1,768	347
482: Computer use.....	3,995	29	17	179	48	649	2,005	918	150
52: Engineering and engineering trades.....	9,797	61	20	468	132	1,479	5,067	2,183	387
521: Mechanical Engineering.....	701	7	-	33	9	118	338	174	22
522: Mechanics and metal work.....	1,168	5	3	62	14	176	601	253	54
523: Electrical Engineering.....	579	4	2	27	6	84	283	142	31
524: Electricity and energy.....	2,003	12	8	91	33	308	1,062	415	74
525: Computer engineering (incl. hardware).....	121	1	-	8	-	20	65	20	7
526: Electronics and automation.....	2,735	18	3	121	39	413	1,423	612	106
527: Chemical and process.....	82	1	1	3	-	14	42	18	3
528: Motor vehicles, ships and aircraft.....	1,896	9	2	101	22	272	1,002	419	69
529: Other engineering courses.....	512	4	1	22	9	74	251	130	21
54: Manufacturing and processing.....	2,151	9	4	95	30	297	1,118	486	112
541: Food and drink processing.....	1,095	6	3	54	13	153	559	257	50
542: Textiles, clothes, footwear, leather.....	560	-	-	24	5	74	300	120	37
543: Materials (wood, paper, plastics, glass).....	496	3	1	17	12	70	259	109	25
544: Mining and extraction.....	-	-	-	-	-	-	-	-	-
58: Architecture and building.....	2,629	8	6	134	31	402	1,318	618	112
581: Architecture and town planning.....	454	-	1	29	4	77	219	117	7
582: Civil and building engineering.....	2,173	8	5	105	27	325	1,098	500	105
583: Other architecture courses.....	2	-	-	-	-	-	1	1	-
62: Agriculture, forestry & fishery.....	845	3	1	46	15	149	396	198	37
621: Agriculture.....	675	3	1	40	13	127	302	163	26
622: Horticulture.....	50	-	-	4	1	8	26	9	2
623: Forestry.....	76	-	-	1	1	7	44	17	6
624: Fisheries.....	40	-	-	1	-	7	22	8	2
625: Other agriculture, forestry and fishery courses.....	4	-	-	-	-	-	2	1	1
64: Veterinary.....	22	1	-	1	-	4	8	7	1
72: Health.....	4,381	27	16	201	42	709	2,114	1,090	182
721: Medicine.....	308	1	-	13	1	45	115	121	12
722: Nursing and caring.....	3,016	16	11	138	30	475	1,486	726	134
723: Dental services.....	35	-	-	-	-	7	18	10	-
724: Medical diagnostic and treatment technology..	267	6	1	6	5	72	118	51	8
725: Therapy and rehabilitation.....	299	2	-	14	2	41	161	64	15
726: Pharmacy.....	177	1	2	12	1	27	87	42	5
727: Nutrition and dietetics.....	34	1	-	2	-	6	19	5	1
728: Public health services.....	245	-	2	16	3	36	110	71	7
76: Social services.....	635	7	3	29	5	122	320	121	28

(1) Comprising International Standard Classification of Education (ISCED) levels 3, 4 & 5a. See Appendix V for description of codes.

(2) Revised

Table E10 - Resident population 12 years of age and over holding a certificate/diploma(1), by sex, major field and duration of study

Country, Island, Sex and Field of Study	Total	Duration of study (in months) (2)							
		<6	6 - 11	12 - 17	18 - 23	24 - 35	36 - 47	48+	Not Stated
REPUBLIC OF MAURITIUS									
761: Child care and youth services.....	184	4	2	6	2	26	95	40	9
762: Social work and counseling.....	428	3	1	19	3	95	211	79	17
763: Care of the old and disabled.....	23	-	-	4	-	1	14	2	2
81: Personal services.....	7,046	50	18	342	77	987	3,627	1,668	277
811: Hotel, restaurant and catering.....	2,402	15	6	120	20	342	1,229	578	92
812: Travel, tourism and leisure.....	1,620	13	3	91	23	231	828	362	69
813: Sports.....	220	2	1	9	2	28	111	62	5
814: Domestic services.....	662	6	3	22	7	91	352	151	30
815: Hair and beauty services.....	2,088	14	5	98	25	286	1,077	507	76
816: Other personal services.....	54	-	-	2	-	9	30	8	5
84: Transport services.....	478	1	1	24	6	74	221	120	31
85: Environmental protection.....	665	6	1	34	7	115	328	156	18
851: Environmental protection technology.....	28	-	-	4	-	9	8	6	1
852: Natural environments and wildlife.....	6	-	-	-	-	-	4	2	-
853: Community sanitation services.....	299	4	-	14	3	46	158	64	10
854: Labour protection and security.....	332	2	1	16	4	60	158	84	7
86: Security services.....	447	2	1	22	8	74	231	96	13
861: Protection of persons and property.....	428	2	1	22	7	68	220	95	13
862: Military and defence.....	19	-	-	-	1	6	11	1	-
99: Fields of education not known or unspecified.....	341	2	1	19	2	42	162	81	32
Male									
All fields of study.....	41,286	205	106	2,051	624	6,503	20,734	9,334	1,729
01: Basic programmes.....	-	-	-	-	-	-	-	-	-
08: Literacy and numeracy.....	1	-	-	-	-	-	-	1	-
09: Personal development.....	54	1	-	2	2	7	31	10	1
14: Teacher training & education science.....	2,238	10	7	88	27	369	1,156	491	90
141: Teacher training (general).....	1,545	7	5	63	20	237	806	342	65
142: Teacher training with specialisation in non-vocational subject.....	291	-	-	6	4	50	158	58	15
143: Teacher training for teaching practical or vocational subjects.....	297	2	1	11	3	65	138	69	8
144: Teacher training for teaching pre-school or kindergarten.....	19	-	-	2	-	-	10	6	1
145: Teacher training for teachers of adult education.....	2	-	-	-	-	-	1	1	-
146: Teacher training for teaching handicapped persons.....	5	-	-	-	-	1	4	-	-
147: Teacher training for teacher trainers.....	13	-	-	-	-	1	9	2	1
148: Education science.....	56	1	1	5	-	13	26	10	-
149: Other teacher training and education sciences.....	10	-	-	1	-	2	4	3	-
21: Arts.....	1,435	8	3	66	21	230	739	308	60
211: Fine arts: drawing, painting and sculpture...	125	1	1	5	-	28	59	27	4
212: Music and dance.....	134	1	-	7	1	22	76	23	4
213: Performing arts.....	62	-	-	5	3	7	35	10	2
214: Design.....	280	1	-	13	6	41	138	71	10
215: Audio-visual techniques and media production.	672	3	2	35	11	101	342	148	30
216: Craft skills.....	154	2	-	1	-	29	84	28	10
217: Other fine and applied arts.....	8	-	-	-	-	2	5	1	-
22: Humanities.....	715	3	2	44	14	112	363	144	33
221: Religion and theology.....	122	1	-	7	2	20	60	30	2
222: Foreign languages and cultures.....	305	2	2	19	8	51	146	62	15
223: Oriental languages.....	226	-	-	15	4	29	123	40	15
224: Mother tongue.....	1	-	-	-	-	-	-	1	-
225: History and archeology.....	15	-	-	-	-	2	9	4	-
226: Philosophy and ethics.....	25	-	-	3	-	5	14	3	-
227: Other humanities.....	21	-	-	-	-	5	11	4	1

(1) Comprising International Standard Classification of Education (ISCED) levels 3, 4 & 5a. See Appendix V for description of codes.

(2) Revised

Table E10 - Resident population 12 years of age and over holding a certificate/diploma(1), by sex, major field and duration of study

Country, Island, Sex and Field of Study	Total	Duration of study (in months) (2)							
		<6	6 - 11	12 - 17	18 - 23	24 - 35	36 - 47	48+	Not Stated
REPUBLIC OF MAURITIUS									
31: Social and behavioural science.....	244	1	2	12	5	47	104	61	12
311: Economics.....	79	1	-	3	2	11	37	20	5
312: Political Science.....	15	-	1	-	-	2	8	4	-
313: Sociology.....	71	-	1	4	1	19	29	17	-
314: Demography.....	3	-	-	1	-	-	-	1	1
315: Psychology.....	35	-	-	1	-	7	16	9	2
316: Other social and behavioural science.....	41	-	-	3	2	8	14	10	4
32: Journalism and information.....	389	3	1	19	9	60	196	89	12
321: Journalism and reporting.....	290	3	-	16	8	42	144	69	8
322: Library, information, archive.....	99	-	1	3	1	18	52	20	4
323: Other documentation techniques.....	-	-	-	-	-	-	-	-	-
34: Business and administration.....	9,243	40	33	509	179	1,508	4,488	2,093	393
341: Wholesale and retail sales.....	649	1	3	42	16	91	324	145	27
342: Marketing and advertising.....	810	2	1	46	17	116	411	184	33
343: Finance, banking, insurance.....	711	3	2	35	17	109	341	176	28
344: Accounting, auditing and taxation.....	2,485	17	9	136	37	405	1,233	538	110
345: Management.....	3,273	5	13	175	61	547	1,574	770	128
346: Secretarial and office work.....	233	1	-	12	3	41	117	46	13
347: Business administration.....	772	9	3	41	20	143	347	170	39
348: Public administration (including administrations of institutions).....	254	2	2	18	8	43	109	59	13
349: Other courses in business administration.....	56	-	-	4	-	13	32	5	2
38: Law.....	299	-	-	24	1	46	141	74	13
381: Law (general, international, labour, etc)....	280	-	-	22	1	44	133	69	11
382: Qualification to practice as "notaires".....	12	-	-	1	-	1	4	4	2
383: Qualification to practice as attorney.....	7	-	-	1	-	1	4	1	-
42: Life sciences.....	95	-	-	5	1	15	42	25	7
421: Biology and biochemistry.....	56	-	-	3	-	10	25	14	4
422: Environmental science.....	39	-	-	2	1	5	17	11	3
44: Physical sciences.....	161	-	-	9	1	34	73	39	5
441: Physics.....	18	-	-	1	-	2	9	5	1
442: Chemistry.....	42	-	-	1	-	11	16	12	2
443: Meteorology and weather forecasting science..	30	-	-	3	-	10	12	5	-
444: Oceanography.....	32	-	-	3	-	3	18	6	2
445: Earth Science.....	36	-	-	-	1	8	17	10	-
446: Other physical sciences.....	3	-	-	1	-	-	1	1	-
46: Mathematics and statistics.....	160	-	1	16	4	27	70	36	6
461: Mathematics.....	107	-	-	10	4	20	45	23	5
462: Statistics and actuarial science.....	53	-	1	6	-	7	25	13	1
48: Computing.....	5,151	23	11	248	94	850	2,566	1,135	224
481: Computer science.....	3,943	15	5	197	76	640	1,991	848	171
482: Computer use.....	1,208	8	6	51	18	210	575	287	53
52: Engineering and engineering trades.....	9,447	59	19	449	127	1,430	4,877	2,113	373
521: Mechanical Engineering.....	692	7	-	33	9	117	333	171	22
522: Mechanics and metal work.....	1,132	5	3	60	13	172	582	248	49
523: Electrical Engineering.....	574	4	2	27	6	84	280	140	31
524: Electricity and energy.....	1,964	11	8	91	32	302	1,040	406	74
525: Computer engineering (incl. hardware).....	98	1	-	6	-	16	53	16	6
526: Electronics and automation.....	2,604	18	3	115	39	390	1,351	587	101
527: Chemical and process.....	58	-	1	2	-	11	29	12	3
528: Motor vehicles, ships and aircraft.....	1,849	9	1	94	22	265	979	411	68
529: Other engineering courses.....	476	4	1	21	6	73	230	122	19
54: Manufacturing and processing.....	1,376	6	1	58	21	193	729	304	64
541: Food and drink processing.....	742	3	-	36	9	104	394	172	24
542: Textiles, clothes, footwear, leather.....	168	-	-	5	1	23	90	31	18
543: Materials (wood, paper, plastics, glass).....	466	3	1	17	11	66	245	101	22
544: Mining and extraction.....	-	-	-	-	-	-	-	-	-
58: Architecture and building.....	2,500	7	6	126	30	375	1,259	587	110

(1) Comprising International Standard Classification of Education (ISCED) levels 3, 4 & 5a. See Appendix V for description of codes.

(2) Revised

Table E10 - Resident population 12 years of age and over holding a certificate/diploma(1), by sex, major field and duration of study

Country, Island, Sex and Field of Study	Total	Duration of study (in months) (2)							
		<6	6 - 11	12 - 17	18 - 23	24 - 35	36 - 47	48+	Not Stated
REPUBLIC OF MAURITIUS									
581: Architecture and town planning.....	403	-	1	24	4	66	196	105	7
582: Civil and building engineering.....	2,096	7	5	102	26	309	1,062	482	103
583: Other architecture courses.....	1	-	-	-	-	-	1	-	-
62: Agriculture, forestry & fishery.....	740	2	1	42	13	122	350	177	33
621: Agriculture.....	591	2	1	36	12	102	266	148	24
622: Horticulture.....	35	-	-	4	-	6	18	5	2
623: Forestry.....	76	-	-	1	1	7	44	17	6
624: Fisheries.....	36	-	-	1	-	7	21	6	1
625: Other agriculture, forestry and fishery courses.....	2	-	-	-	-	-	1	1	-
64: Veterinary.....	17	1	-	1	-	4	6	4	1
72: Health.....	1,941	9	8	92	14	310	955	478	75
721: Medicine.....	201	-	-	9	1	31	79	74	7
722: Nursing and caring.....	1,171	4	5	58	6	182	605	258	53
723: Dental services.....	25	-	-	-	-	3	13	9	-
724: Medical diagnostic and treatment technology..	183	2	1	5	3	47	84	39	2
725: Therapy and rehabilitation.....	130	1	-	6	1	18	67	30	7
726: Pharmacy.....	115	1	2	8	-	18	56	28	2
727: Nutrition and dietetics.....	11	1	-	-	-	-	7	3	-
728: Public health services.....	105	-	-	6	3	11	44	37	4
76: Social services.....	287	2	-	9	2	60	150	55	9
761: Child care and youth services.....	31	-	-	-	1	2	21	5	2
762: Social work and counseling.....	251	2	-	8	1	58	125	50	7
763: Care of the old and disabled.....	5	-	-	1	-	-	4	-	-
81: Personal services.....	3,243	22	8	154	40	468	1,676	743	132
811: Hotel, restaurant and catering.....	1,891	12	5	88	17	271	963	459	76
812: Travel, tourism and leisure.....	704	6	1	45	13	93	383	133	30
813: Sports.....	175	2	1	7	2	24	87	49	3
814: Domestic services.....	165	1	-	5	2	26	82	43	6
815: Hair and beauty services.....	290	1	1	8	6	51	152	57	14
816: Other personal services.....	18	-	-	1	-	3	9	2	3
84: Transport services.....	369	1	1	18	3	54	171	94	27
85: Environmental protection.....	537	4	-	25	6	85	269	134	14
851: Environmental protection technology.....	19	-	-	1	-	5	7	5	1
852: Natural environments and wildlife.....	5	-	-	-	-	-	3	2	-
853: Community sanitation services.....	244	2	-	13	3	34	129	57	6
854: Labour protection and security.....	269	2	-	11	3	46	130	70	7
86: Security services.....	414	2	1	22	8	69	215	86	11
861: Protection of persons and property.....	395	2	1	22	7	63	204	85	11
862: Military and defence.....	19	-	-	-	1	6	11	1	-
99: Fields of education not known or unspecified.....	230	1	1	13	2	28	108	53	24
Female									
All fields of study.....	34,015	194	109	1,704	519	5,352	16,894	7,809	1,434
01: Basic programmes.....	-	-	-	-	-	-	-	-	-
08: Literacy and numeracy.....	4	-	-	-	-	-	4	-	-
09: Personal development.....	32	1	-	2	1	4	14	7	3
14: Teacher training & education science.....	4,609	19	14	222	58	749	2,364	991	192
141: Teacher training (general).....	2,663	8	9	138	26	440	1,354	572	116
142: Teacher training with specialisation in non-vocational subject.....	375	1	2	16	7	72	189	72	16
143: Teacher training for teaching practical or vocational subjects.....	122	2	1	10	1	24	60	22	2
144: Teacher training for teaching pre-school or kindergarten.....	1,338	8	2	56	23	200	708	290	51
145: Teacher training for teachers of adult education.....	7	-	-	-	-	-	6	1	-
146: Teacher training for teaching handicapped									

(1) Comprising International Standard Classification of Education (ISCED) levels 3, 4 & 5a. See Appendix V for description of codes.

(2) Revised

Table E10 - Resident population 12 years of age and over holding a certificate/diploma(1), by sex, major field and duration of study

Country, Island, Sex and Field of Study	Total	Duration of study (in months) (2)								
		<6	6 - 11	12 - 17	18 - 23	24 - 35	36 - 47	48+	Not Stated	
REPUBLIC OF MAURITIUS										
persons.....	29	-	-	-	-	5	13	10	1	
147: Teacher training for teacher trainers.....	5	-	-	-	-	1	3	1	-	
148: Education science.....	55	-	-	2	1	4	25	17	6	
149: Other teacher training and education sciences.....	15	-	-	-	-	3	6	6	-	
21: Arts.....	1,311	9	4	58	21	202	679	281	57	
211: Fine arts: drawing, painting and sculpture...	168	3	1	6	4	28	87	29	10	
212: Music and dance.....	64	-	-	2	1	13	34	12	2	
213: Performing arts.....	90	3	-	4	2	16	46	16	3	
214: Design.....	471	1	2	15	9	69	238	114	23	
215: Audio-visual techniques and media production.	236	2	-	14	1	38	133	38	10	
216: Craft skills.....	268	-	1	15	3	37	136	68	8	
217: Other fine and applied arts.....	14	-	-	2	1	1	5	4	1	
22: Humanities.....	1,269	8	3	52	10	236	664	240	56	
221: Religion and theology.....	64	-	-	-	1	10	40	10	3	
222: Foreign languages and cultures.....	564	5	2	24	2	90	295	122	24	
223: Oriental languages.....	539	3	1	23	6	121	277	87	21	
224: Mother tongue.....	3	-	-	-	-	-	3	-	-	
225: History and archeology.....	25	-	-	1	-	3	9	9	3	
226: Philosophy and ethics.....	43	-	-	3	-	7	25	4	4	
227: Other humanities.....	31	-	-	1	1	5	15	8	1	
31: Social and behavioural science.....	217	1	2	14	3	47	83	56	11	
311: Economics.....	51	-	-	6	-	9	22	14	-	
312: Political Science.....	7	-	1	1	-	-	2	3	-	
313: Sociology.....	86	1	-	5	2	26	29	17	6	
314: Demography.....	4	-	-	-	-	-	1	3	-	
315: Psychology.....	46	-	1	1	1	6	20	14	3	
316: Other social and behavioural science.....	23	-	-	1	-	6	9	5	2	
32: Journalism and information.....	508	3	4	34	8	99	240	92	28	
321: Journalism and reporting.....	232	-	3	14	6	47	103	44	15	
322: Library, information, archive.....	276	3	1	20	2	52	137	48	13	
323: Other documentation techniques.....	-	-	-	-	-	-	-	-	-	
34: Business and administration.....	10,434	44	31	585	198	1,652	4,982	2,502	440	
341: Wholesale and retail sales.....	310	1	2	13	7	44	153	77	13	
342: Marketing and advertising.....	601	4	-	28	8	99	283	160	19	
343: Finance, banking, insurance.....	605	2	2	36	9	106	297	130	23	
344: Accounting, auditing and taxation.....	1,949	7	11	105	38	293	908	504	83	
345: Management.....	2,619	12	8	159	60	444	1,242	574	120	
346: Secretarial and office work.....	3,433	15	7	185	47	513	1,661	859	146	
347: Business administration.....	764	2	1	50	24	126	368	162	31	
348: Public administration (including administrations of institutions).....	131	1	-	8	4	26	57	30	5	
349: Other courses in business administration.....	22	-	-	1	1	1	13	6	-	
38: Law.....	146	2	-	8	2	19	61	48	6	
381: Law (general, international, labour, etc)....	137	2	-	8	2	17	57	45	6	
382: Qualification to practice as "notaires".....	4	-	-	-	-	2	1	1	-	
383: Qualification to practice as attorney.....	5	-	-	-	-	-	3	2	-	
42: Life sciences.....	65	1	-	5	-	12	31	13	3	
421: Biology and biochemistry.....	45	1	-	2	-	6	25	9	2	
422: Environmental science.....	20	-	-	3	-	6	6	4	1	
44: Physical sciences.....	40	-	-	1	-	8	25	6	-	
441: Physics.....	12	-	-	-	-	2	7	3	-	
442: Chemistry.....	18	-	-	-	-	5	11	2	-	
443: Meteorology and weather forecasting science..	1	-	-	-	-	-	1	-	-	
444: Oceanography.....	5	-	-	-	-	1	4	-	-	
445: Earth Science.....	3	-	-	1	-	-	1	1	-	
446: Other physical sciences.....	1	-	-	-	-	-	1	-	-	
46: Mathematics and statistics.....	132	3	-	5	3	22	65	26	8	

(1) Comprising International Standard Classification of Education (ISCED) levels 3, 4 & 5a. See Appendix V for description of codes.

(2) Revised

Table E10 - Resident population 12 years of age and over holding a certificate/diploma(1), by sex, major field and duration of study

Country, Island, Sex and Field of Study	Total	Duration of study (in months) (2)							
		<6	6 - 11	12 - 17	18 - 23	24 - 35	36 - 47	48+	Not Stated
REPUBLIC OF MAURITIUS									
461: Mathematics.....	80	1	-	2	3	11	40	15	8
462: Statistics and actuarial science.....	52	2	-	3	-	11	25	11	-
48: Computing.....	6,912	42	25	312	126	1,046	3,537	1,551	273
481: Computer science.....	4,125	21	14	184	96	607	2,107	920	176
482: Computer use.....	2,787	21	11	128	30	439	1,430	631	97
52: Engineering and engineering trades.....	350	2	1	19	5	49	190	70	14
521: Mechanical Engineering.....	9	-	-	-	-	1	5	3	-
522: Mechanics and metal work.....	36	-	-	2	1	4	19	5	5
523: Electrical Engineering.....	5	-	-	-	-	-	3	2	-
524: Electricity and energy.....	39	1	-	-	1	6	22	9	-
525: Computer engineering (incl. hardware).....	23	-	-	2	-	4	12	4	1
526: Electronics and automation.....	131	-	-	6	-	23	72	25	5
527: Chemical and process.....	24	1	-	1	-	3	13	6	-
528: Motor vehicles, ships and aircraft.....	47	-	1	7	-	7	23	8	1
529: Other engineering courses.....	36	-	-	1	3	1	21	8	2
54: Manufacturing and processing.....	775	3	3	37	9	104	389	182	48
541: Food and drink processing.....	353	3	3	18	4	49	165	85	26
542: Textiles, clothes, footwear, leather.....	392	-	-	19	4	51	210	89	19
543: Materials (wood, paper, plastics, glass).....	30	-	-	-	1	4	14	8	3
544: Mining and extraction.....	-	-	-	-	-	-	-	-	-
58: Architecture and building.....	129	1	-	8	1	27	59	31	2
581: Architecture and town planning.....	51	-	-	5	-	11	23	12	-
582: Civil and building engineering.....	77	1	-	3	1	16	36	18	2
583: Other architecture courses.....	1	-	-	-	-	-	-	1	-
62: Agriculture, forestry & fishery.....	105	1	-	4	2	27	46	21	4
621: Agriculture.....	84	1	-	4	1	25	36	15	2
622: Horticulture.....	15	-	-	-	1	2	8	4	-
623: Forestry.....	-	-	-	-	-	-	-	-	-
624: Fisheries.....	4	-	-	-	-	-	1	2	1
625: Other agriculture, forestry and fishery courses.....	2	-	-	-	-	-	1	-	1
64: Veterinary.....	5	-	-	-	-	-	2	3	-
72: Health.....	2,440	18	8	109	28	399	1,159	612	107
721: Medicine.....	107	1	-	4	-	14	36	47	5
722: Nursing and caring.....	1,845	12	6	80	24	293	881	468	81
723: Dental services.....	10	-	-	-	-	4	5	1	-
724: Medical diagnostic and treatment technology..	84	4	-	1	2	25	34	12	6
725: Therapy and rehabilitation.....	169	1	-	8	1	23	94	34	8
726: Pharmacy.....	62	-	-	4	1	9	31	14	3
727: Nutrition and dietetics.....	23	-	-	2	-	6	12	2	1
728: Public health services.....	140	-	2	10	-	25	66	34	3
76: Social services.....	348	5	3	20	3	62	170	66	19
761: Child care and youth services.....	153	4	2	6	1	24	74	35	7
762: Social work and counseling.....	177	1	1	11	2	37	86	29	10
763: Care of the old and disabled.....	18	-	-	3	-	1	10	2	2
81: Personal services.....	3,803	28	10	188	37	519	1,951	925	145
811: Hotel, restaurant and catering.....	511	3	1	32	3	71	266	119	16
812: Travel, tourism and leisure.....	916	7	2	46	10	138	445	229	39
813: Sports.....	45	-	-	2	-	4	24	13	2
814: Domestic services.....	497	5	3	17	5	65	270	108	24
815: Hair and beauty services.....	1,798	13	4	90	19	235	925	450	62
816: Other personal services.....	36	-	-	1	-	6	21	6	2
84: Transport services.....	109	-	-	6	3	20	50	26	4
85: Environmental protection.....	128	2	1	9	1	30	59	22	4
851: Environmental protection technology.....	9	-	-	3	-	4	1	1	-
852: Natural environments and wildlife.....	1	-	-	-	-	-	1	-	-
853: Community sanitation services.....	55	2	-	1	-	12	29	7	4
854: Labour protection and security.....	63	-	1	5	1	14	28	14	-

(1) Comprising International Standard Classification of Education (ISCED) levels 3, 4 & 5a. See Appendix V for description of codes.

(2) Revised

Table E10 - Resident population 12 years of age and over holding a certificate/diploma(1), by sex, major field and duration of study

Country, Island, Sex and Field of Study	Total	Duration of study (in months) (2)							Not Stated
		<6	6 - 11	12 - 17	18 - 23	24 - 35	36 - 47	48+	
REPUBLIC OF MAURITIUS									
86: Security services.....	33	-	-	-	-	5	16	10	2
861: Protection of persons and property.....	33	-	-	-	-	5	16	10	2
862: Military and defence.....	-	-	-	-	-	-	-	-	-
99: Fields of education not known or unspecified.....	111	1	-	6	-	14	54	28	8

(1) Comprising International Standard Classification of Education (ISCED) levels 3, 4 & 5a. See Appendix V for description of codes.

(2) Revised

Table E10 - Resident population 12 years of age and over holding a certificate/diploma(1), by sex, major field and duration of study

Country, Island, Sex and Field of Study	Total	Duration of study (in months) (2)							
		<6	6 - 11	12 - 17	18 - 23	24 - 35	36 - 47	48+	Not Stated
ISLAND OF MAURITIUS									
Both sexes									
All fields of study.....	73,403	382	214	3,644	1,120	11,590	36,610	16,792	3,051
01: Basic programmes.....	-	-	-	-	-	-	-	-	-
08: Literacy and numeracy.....	5	-	-	-	-	-	4	1	-
09: Personal development.....	80	2	-	3	3	11	42	16	3
14: Teacher training & education science.....	6,550	23	21	293	82	1,071	3,370	1,421	269
141: Teacher training (general).....	3,991	11	14	189	45	642	2,049	870	171
142: Teacher training with specialisation in non-vocational subject.....	648	1	2	21	11	117	340	126	30
143: Teacher training for teaching practical or vocational subjects.....	401	2	2	20	3	85	193	86	10
144: Teacher training for teaching pre-school or kindergarten.....	1,325	8	2	55	22	198	699	289	52
145: Teacher training for teachers of adult education.....	7	-	-	-	-	-	5	2	-
146: Teacher training for teaching handicapped persons.....	33	-	-	-	-	6	17	9	1
147: Teacher training for teacher trainers.....	16	-	-	-	-	2	10	3	1
148: Education science.....	104	1	1	7	1	16	47	27	4
149: Other teacher training and education sciences	25	-	-	1	-	5	10	9	-
21: Arts.....	2,715	16	7	121	42	423	1,402	589	115
211: Fine arts: drawing, painting and sculpture...	289	4	2	10	4	55	144	56	14
212: Music and dance.....	197	1	-	9	2	34	110	35	6
213: Performing arts.....	151	3	-	8	5	23	81	26	5
214: Design.....	747	2	2	28	15	110	373	185	32
215: Audio-visual techniques and media production	899	5	2	49	12	137	469	186	39
216: Craft skills.....	410	1	1	15	3	61	215	96	18
217: Other fine and applied arts.....	22	-	-	2	1	3	10	5	1
22: Humanities.....	1,955	10	5	95	24	347	1,010	378	86
221: Religion and theology.....	180	1	-	7	3	30	96	39	4
222: Foreign languages and cultures.....	847	6	4	42	10	140	429	179	37
223: Oriental languages.....	764	3	1	38	10	150	399	127	36
224: Mother tongue.....	4	-	-	-	-	-	3	1	-
225: History and archeology.....	40	-	-	1	-	5	18	13	3
226: Philosophy and ethics.....	68	-	-	6	-	12	39	7	4
227: Other humanities.....	52	-	-	1	1	10	26	12	2
31: Social and behavioural science.....	453	2	4	24	8	92	185	115	23
311: Economics.....	129	1	-	9	2	20	59	33	5
312: Political Science.....	22	-	2	1	-	2	10	7	-
313: Sociology.....	153	1	1	8	3	43	57	34	6
314: Demography.....	7	-	-	1	-	-	1	4	1
315: Psychology.....	80	-	1	2	1	13	35	23	5
316: Other social and behavioural science.....	62	-	-	3	2	14	23	14	6
32: Journalism and information.....	884	6	5	53	17	156	427	181	39
321: Journalism and reporting.....	517	3	3	30	14	88	244	113	22
322: Library, information, archive.....	367	3	2	23	3	68	183	68	17
323: Other documentation techniques.....	-	-	-	-	-	-	-	-	-
34: Business and administration.....	19,406	83	63	1,078	373	3,121	9,328	4,544	816
341: Wholesale and retail sales.....	944	2	5	54	23	135	468	218	39
342: Marketing and advertising.....	1,397	5	1	72	25	214	687	342	51
343: Finance, banking, insurance.....	1,302	5	4	71	25	213	631	304	49
344: Accounting, auditing and taxation.....	4,415	24	19	239	75	695	2,131	1,039	193
345: Management.....	5,757	17	21	328	118	970	2,745	1,321	237
346: Secretarial and office work.....	3,625	16	7	194	50	546	1,756	898	158
347: Business administration.....	1,515	11	4	89	44	269	706	323	69
348: Public administration (including administrations of institutions).....	374	3	2	26	12	65	160	88	18

(1) Comprising International Standard Classification of Education (ISCED) levels 3, 4 & 5a. See Appendix V for description of codes.

(2) Revised

Table E10 - Resident population 12 years of age and over holding a certificate/diploma(1), by sex, major field and duration of study

Country, Island, Sex and Field of Study	Total	Duration of study (in months) (2)							
		<6	6 - 11	12 - 17	18 - 23	24 - 35	36 - 47	48+	Not Stated
ISLAND OF MAURITIUS									
349: Other courses in business administration.....	77	-	-	5	1	14	44	11	2
38: Law.....	435	2	-	32	3	61	198	120	19
381: Law (general, international, labour, etc)....	407	2	-	30	3	57	186	112	17
382: Qualification to practice as "notaires".....	16	-	-	1	-	3	5	5	2
383: Qualification to practice as attorney.....	12	-	-	1	-	1	7	3	-
42: Life sciences.....	156	1	-	10	1	26	71	37	10
421: Biology and biochemistry.....	98	1	-	5	-	16	48	22	6
422: Environmental science.....	58	-	-	5	1	10	23	15	4
44: Physical sciences.....	189	-	-	9	1	39	92	43	5
441: Physics.....	30	-	-	1	-	4	16	8	1
442: Chemistry.....	58	-	-	1	-	15	26	14	2
443: Meteorology and weather forecasting science..	24	-	-	2	-	8	10	4	-
444: Oceanography.....	35	-	-	3	-	4	20	6	2
445: Earth Science.....	38	-	-	1	1	8	18	10	-
446: Other physical sciences.....	4	-	-	1	-	-	2	1	-
46: Mathematics and statistics.....	277	3	1	21	7	46	127	58	14
461: Mathematics.....	179	1	-	12	7	30	81	35	13
462: Statistics and actuarial science.....	98	2	1	9	-	16	46	23	1
48: Computing.....	11,750	62	36	543	219	1,862	5,912	2,641	475
481: Computer science.....	7,896	34	19	373	171	1,230	3,985	1,748	336
482: Computer use.....	3,854	28	17	170	48	632	1,927	893	139
52: Engineering and engineering trades.....	9,564	60	20	449	125	1,444	4,952	2,140	374
521: Mechanical Engineering.....	693	7	-	32	9	117	334	172	22
522: Mechanics and metal work.....	1,110	5	3	57	11	171	567	245	51
523: Electrical Engineering.....	573	4	2	26	6	82	281	141	31
524: Electricity and energy.....	1,960	12	8	88	30	302	1,041	408	71
525: Computer engineering (incl. hardware).....	117	1	-	7	-	20	63	20	6
526: Electronics and automation.....	2,693	18	3	118	39	401	1,406	605	103
527: Chemical and process.....	81	1	1	3	-	13	42	18	3
528: Motor vehicles, ships and aircraft.....	1,834	8	2	96	21	266	968	407	66
529: Other engineering courses.....	503	4	1	22	9	72	250	124	21
54: Manufacturing and processing.....	2,089	9	4	89	29	292	1,083	472	111
541: Food and drink processing.....	1,069	6	3	52	13	150	546	249	50
542: Textiles, clothes, footwear, leather.....	552	-	-	23	5	73	296	119	36
543: Materials (wood, paper, plastics, glass).....	468	3	1	14	11	69	241	104	25
544: Mining and extraction.....	-	-	-	-	-	-	-	-	-
58: Architecture and building.....	2,520	7	6	125	30	386	1,260	600	106
581: Architecture and town planning.....	447	-	1	29	3	75	216	116	7
582: Civil and building engineering.....	2,071	7	5	96	27	311	1,043	483	99
583: Other architecture courses.....	2	-	-	-	-	-	1	1	-
62: Agriculture, forestry & fishery.....	747	3	1	44	15	137	336	182	29
621: Agriculture.....	596	3	1	38	13	116	254	150	21
622: Horticulture.....	48	-	-	4	1	8	24	9	2
623: Forestry.....	62	-	-	1	1	6	36	15	3
624: Fisheries.....	37	-	-	1	-	7	20	7	2
625: Other agriculture, forestry and fishery courses.....	4	-	-	-	-	-	2	1	1
64: Veterinary.....	18	1	-	1	-	4	6	5	1
72: Health.....	4,224	27	16	193	42	684	2,025	1,060	177
721: Medicine.....	303	1	-	13	1	44	113	119	12
722: Nursing and caring.....	2,884	16	11	131	30	455	1,410	701	130
723: Dental services.....	33	-	-	-	-	7	16	10	-
724: Medical diagnostic and treatment technology..	264	6	1	6	5	72	116	50	8
725: Therapy and rehabilitation.....	295	2	-	14	2	40	159	64	14
726: Pharmacy.....	172	1	2	12	1	25	84	42	5
727: Nutrition and dietetics.....	33	1	-	1	-	6	19	5	1
728: Public health services.....	240	-	2	16	3	35	108	69	7
76: Social services.....	616	7	3	28	4	118	311	119	26

(1) Comprising International Standard Classification of Education (ISCED) levels 3, 4 & 5a. See Appendix V for description of codes.

(2) Revised

Table E10 - Resident population 12 years of age and over holding a certificate/diploma(1), by sex, major field and duration of study

Country, Island, Sex and Field of Study	Total	Duration of study (in months) (2)							
		<6	6 - 11	12 - 17	18 - 23	24 - 35	36 - 47	48+	Not Stated
ISLAND OF MAURITIUS									
761: Child care and youth services.....	181	4	2	5	2	26	94	40	8
762: Social work and counseling.....	412	3	1	19	2	91	203	77	16
763: Care of the old and disabled.....	23	-	-	4	-	1	14	2	2
81: Personal services.....	6,897	47	18	339	72	972	3,557	1,627	265
811: Hotel, restaurant and catering.....	2,349	14	6	118	19	336	1,206	560	90
812: Travel, tourism and leisure.....	1,596	13	3	91	21	227	816	358	67
813: Sports.....	211	2	1	9	1	28	105	60	5
814: Domestic services.....	631	4	3	21	7	91	336	144	25
815: Hair and beauty services.....	2,057	14	5	98	24	281	1,064	498	73
816: Other personal services.....	53	-	-	2	-	9	30	7	5
84: Transport services.....	468	1	1	24	6	74	215	119	28
85: Environmental protection.....	659	6	1	32	7	114	326	155	18
851: Environmental protection technology.....	27	-	-	3	-	9	8	6	1
852: Natural environments and wildlife.....	6	-	-	-	-	-	4	2	-
853: Community sanitation services.....	296	4	-	13	3	46	157	63	10
854: Labour protection and security.....	330	2	1	16	4	59	157	84	7
86: Security services.....	419	2	1	22	8	68	213	92	13
861: Protection of persons and property.....	401	2	1	22	7	62	203	91	13
862: Military and defence.....	18	-	-	-	1	6	10	1	-
99: Fields of education not known or unspecified.....	327	2	1	16	2	42	158	77	29
Male									
All fields of study.....	40,252	198	106	1,987	609	6,356	20,198	9,130	1,668
01: Basic programmes.....	-	-	-	-	-	-	-	-	-
08: Literacy and numeracy.....	1	-	-	-	-	-	-	1	-
09: Personal development.....	51	1	-	2	2	7	28	10	1
14: Teacher training & education science.....	2,121	7	7	84	26	348	1,096	470	83
141: Teacher training (general).....	1,450	5	5	60	19	221	757	325	58
142: Teacher training with specialisation in non-vocational subject.....	284	-	-	6	4	47	154	58	15
143: Teacher training for teaching practical or vocational subjects.....	286	1	1	10	3	64	134	65	8
144: Teacher training for teaching pre-school or kindergarten.....	19	-	-	2	-	-	10	6	1
145: Teacher training for teachers of adult education.....	2	-	-	-	-	-	1	1	-
146: Teacher training for teaching handicapped persons.....	5	-	-	-	-	1	4	-	-
147: Teacher training for teacher trainers.....	11	-	-	-	-	1	7	2	1
148: Education science.....	54	1	1	5	-	12	25	10	-
149: Other teacher training and education sciences.....	10	-	-	1	-	2	4	3	-
21: Arts.....	1,414	7	3	64	21	226	726	308	59
211: Fine arts: drawing, painting and sculpture...	122	1	1	4	-	27	58	27	4
212: Music and dance.....	133	1	-	7	1	21	76	23	4
213: Performing arts.....	67	-	-	4	3	7	35	10	2
214: Design.....	278	1	-	13	6	41	136	71	10
215: Audio-visual techniques and media production.	664	3	2	35	11	100	336	148	29
216: Craft skills.....	148	1	-	1	-	28	80	28	10
217: Other fine and applied arts.....	8	-	-	-	-	2	5	1	-
22: Humanities.....	706	3	2	44	14	111	358	143	31
221: Religion and theology.....	119	1	-	7	2	20	58	29	2
222: Foreign languages and cultures.....	299	2	2	19	8	50	143	62	13
223: Oriental languages.....	226	-	-	15	4	29	123	40	15
224: Mother tongue.....	1	-	-	-	-	-	-	1	-
225: History and archeology.....	15	-	-	-	-	2	9	4	-
226: Philosophy and ethics.....	25	-	-	3	-	5	14	3	-
227: Other humanities.....	21	-	-	-	-	5	11	4	1

(1) Comprising International Standard Classification of Education (ISCED) levels 3, 4 & 5a. See Appendix V for description of codes.

(2) Revised

Table E10 - Resident population 12 years of age and over holding a certificate/diploma(1), by sex, major field and duration of study

Country, Island, Sex and Field of Study	Total	Duration of study (in months) (2)							
		<6	6 - 11	12 - 17	18 - 23	24 - 35	36 - 47	48+	Not Stated
ISLAND OF MAURITIUS									
31: Social and behavioural science.....	238	1	2	10	5	45	103	60	12
311: Economics.....	78	1	-	3	2	11	37	19	5
312: Political Science.....	15	-	1	-	-	2	8	4	-
313: Sociology.....	67	-	1	3	1	17	28	17	-
314: Demography.....	3	-	-	1	-	-	-	1	1
315: Psychology.....	35	-	-	1	-	7	16	9	2
316: Other social and behavioural science.....	40	-	-	2	2	8	14	10	4
32: Journalism and information.....	386	3	1	19	9	59	194	89	12
321: Journalism and reporting.....	290	3	-	16	8	42	144	69	8
322: Library, information, archive.....	96	-	1	3	1	17	50	20	4
323: Other documentation techniques.....	-	-	-	-	-	-	-	-	-
34: Business and administration.....	9,126	40	33	502	177	1,493	4,433	2,064	384
341: Wholesale and retail sales.....	645	1	3	42	16	91	322	143	27
342: Marketing and advertising.....	804	2	1	45	17	115	410	182	32
343: Finance, banking, insurance.....	705	3	2	35	16	109	338	175	27
344: Accounting, auditing and taxation.....	2,474	17	9	135	37	404	1,226	536	110
345: Management.....	3,205	5	13	173	60	538	1,541	753	122
346: Secretarial and office work.....	229	1	-	11	3	41	116	44	13
347: Business administration.....	761	9	3	39	20	143	342	167	38
348: Public administration (including administrations of institutions).....	248	2	2	18	8	39	107	59	13
349: Other courses in business administration.....	55	-	-	4	-	13	31	5	2
38: Law.....	291	-	-	24	1	43	138	72	13
381: Law (general, international, labour, etc)....	272	-	-	22	1	41	130	67	11
382: Qualification to practice as "notaires".....	12	-	-	1	-	1	4	4	2
383: Qualification to practice as attorney.....	7	-	-	1	-	1	4	1	-
42: Life sciences.....	92	-	-	5	1	15	40	24	7
421: Biology and biochemistry.....	53	-	-	3	-	10	23	13	4
422: Environmental science.....	39	-	-	2	1	5	17	11	3
44: Physical sciences.....	149	-	-	8	1	31	67	37	5
441: Physics.....	18	-	-	1	-	2	9	5	1
442: Chemistry.....	40	-	-	1	-	10	15	12	2
443: Meteorology and weather forecasting science..	23	-	-	2	-	8	9	4	-
444: Oceanography.....	30	-	-	3	-	3	16	6	2
445: Earth Science.....	35	-	-	-	1	8	17	9	-
446: Other physical sciences.....	3	-	-	1	-	-	1	1	-
46: Mathematics and statistics.....	152	-	1	16	4	27	66	32	6
461: Mathematics.....	102	-	-	10	4	20	43	20	5
462: Statistics and actuarial science.....	50	-	1	6	-	7	23	12	1
48: Computing.....	5,054	22	11	241	94	839	2,509	1,121	217
481: Computer science.....	3,883	14	5	195	76	634	1,952	842	165
482: Computer use.....	1,171	8	6	46	18	205	557	279	52
52: Engineering and engineering trades.....	9,228	58	19	431	120	1,397	4,769	2,072	362
521: Mechanical Engineering.....	684	7	-	32	9	116	329	169	22
522: Mechanics and metal work.....	1,079	5	3	55	10	167	552	240	47
523: Electrical Engineering.....	568	4	2	26	6	82	278	139	31
524: Electricity and energy.....	1,923	11	8	88	29	296	1,021	399	71
525: Computer engineering (incl. hardware).....	95	1	-	5	-	16	51	16	6
526: Electronics and automation.....	2,564	18	3	112	39	379	1,335	580	98
527: Chemical and process.....	57	-	1	2	-	10	29	12	3
528: Motor vehicles, ships and aircraft.....	1,790	8	1	90	21	260	945	400	65
529: Other engineering courses.....	468	4	1	21	6	71	229	117	19
54: Manufacturing and processing.....	1,343	6	1	54	20	192	710	296	64
541: Food and drink processing.....	732	3	-	35	9	103	390	168	24
542: Textiles, clothes, footwear, leather.....	168	-	-	5	1	23	90	31	18
543: Materials (wood, paper, plastics, glass).....	443	3	1	14	10	66	230	97	22
544: Mining and extraction.....	-	-	-	-	-	-	-	-	-
58: Architecture and building.....	2,394	7	6	118	29	360	1,201	569	104

(1) Comprising International Standard Classification of Education (ISCED) levels 3, 4 & 5a. See Appendix V for description of codes.

(2) Revised

Table E10 - Resident population 12 years of age and over holding a certificate/diploma(1), by sex, major field and duration of study

Country, Island, Sex and Field of Study	Total	Duration of study (in months) (2)							
		<6	6 - 11	12 - 17	18 - 23	24 - 35	36 - 47	48+	Not Stated
ISLAND OF MAURITIUS									
581: Architecture and town planning.....	397	-	1	24	3	65	193	104	7
582: Civil and building engineering.....	1,996	7	5	94	26	295	1,007	465	97
583: Other architecture courses.....	1	-	-	-	-	-	1	-	-
62: Agriculture, forestry & fishery.....	667	2	1	41	13	116	303	164	27
621: Agriculture.....	536	2	1	35	12	97	230	138	21
622: Horticulture.....	34	-	-	4	-	6	17	5	2
623: Forestry.....	62	-	-	1	1	6	36	15	3
624: Fisheries.....	33	-	-	1	-	7	19	5	1
625: Other agriculture, forestry and fishery courses.....	2	-	-	-	-	-	1	1	-
64: Veterinary.....	14	1	-	1	-	4	4	3	1
72: Health.....	1,867	9	8	88	14	296	918	463	71
721: Medicine.....	201	-	-	9	1	31	79	74	7
722: Nursing and caring.....	1,110	4	5	54	6	171	575	245	50
723: Dental services.....	23	-	-	-	-	3	11	9	-
724: Medical diagnostic and treatment technology..	181	2	1	5	3	47	83	38	2
725: Therapy and rehabilitation.....	127	1	-	6	1	17	66	30	6
726: Pharmacy.....	112	1	2	8	-	17	54	28	2
727: Nutrition and dietetics.....	11	1	-	-	-	-	7	3	-
728: Public health services.....	102	-	-	6	3	10	43	36	4
76: Social services.....	277	2	-	9	2	56	146	53	9
761: Child care and youth services.....	31	-	-	-	1	2	21	5	2
762: Social work and counseling.....	241	2	-	8	1	54	121	48	7
763: Care of the old and disabled.....	5	-	-	1	-	-	4	-	-
81: Personal services.....	3,181	21	8	152	37	461	1,653	720	129
811: Hotel, restaurant and catering.....	1,861	11	5	86	17	269	953	445	75
812: Travel, tourism and leisure.....	686	6	1	45	11	89	376	129	29
813: Sports.....	166	2	1	7	1	24	81	47	3
814: Domestic services.....	163	1	-	5	2	26	82	41	6
815: Hair and beauty services.....	287	1	1	8	6	50	152	56	13
816: Other personal services.....	18	-	-	1	-	3	9	2	3
84: Transport services.....	359	1	1	18	3	54	165	93	24
85: Environmental protection.....	533	4	-	24	6	85	267	133	14
851: Environmental protection technology.....	19	-	-	1	-	5	7	5	1
852: Natural environments and wildlife.....	5	-	-	-	-	-	3	2	-
853: Community sanitation services.....	241	2	-	12	3	34	128	56	6
854: Labour protection and security.....	268	2	-	11	3	46	129	70	7
86: Security services.....	386	2	1	22	8	63	197	82	11
861: Protection of persons and property.....	368	2	1	22	7	57	187	81	11
862: Military and defence.....	18	-	-	-	1	6	10	1	-
99: Fields of education not known or unspecified.....	222	1	1	10	2	28	107	51	22
Female									
All fields of study.....	33,151	184	108	1,657	511	5,234	16,412	7,662	1,383
01: Basic programmes.....	-	-	-	-	-	-	-	-	-
08: Literacy and numeracy.....	4	-	-	-	-	-	4	-	-
09: Personal development.....	29	1	-	1	1	4	14	6	2
14: Teacher training & education science.....	4,429	16	14	209	56	723	2,274	951	186
141: Teacher training (general).....	2,541	6	9	129	26	421	1,292	545	113
142: Teacher training with specialisation in non-vocational subject.....	364	1	2	15	7	70	186	68	15
143: Teacher training for teaching practical or vocational subjects.....	115	1	1	10	-	21	59	21	2
144: Teacher training for teaching pre-school or kindergarten.....	1,306	8	2	53	22	198	689	283	51
145: Teacher training for teachers of adult education.....	5	-	-	-	-	-	4	1	-
146: Teacher training for teaching handicapped									

(1) Comprising International Standard Classification of Education (ISCED) levels 3, 4 & 5a. See Appendix V for description of codes.

(2) Revised

Table E10 - Resident population 12 years of age and over holding a certificate/diploma(1), by sex, major field and duration of study

Country, Island, Sex and Field of Study	Total	Duration of study (in months) (2)							
		<6	6 - 11	12 - 17	18 - 23	24 - 35	36 - 47	48+	Not Stated
ISLAND OF MAURITIUS									
persons.....	28	-	-	-	-	5	13	9	1
147: Teacher training for teacher trainers.....	5	-	-	-	-	1	3	1	-
148: Education science.....	50	-	-	2	1	4	22	17	4
149: Other teacher training and education sciences.....	15	-	-	-	-	3	6	6	-
21: Arts.....	1,301	9	4	57	21	197	676	281	56
211: Fine arts: drawing, painting and sculpture...	167	3	1	6	4	28	86	29	10
212: Music and dance.....	64	-	-	2	1	13	34	12	2
213: Performing arts.....	90	3	-	4	2	16	46	16	3
214: Design.....	469	1	2	15	9	69	237	114	22
215: Audio-visual techniques and media production.	235	2	-	14	1	37	133	38	10
216: Craft skills.....	262	-	1	14	3	33	135	68	8
217: Other fine and applied arts.....	14	-	-	2	1	1	5	4	1
22: Humanities.....	1,249	7	3	51	10	236	652	235	55
221: Religion and theology.....	61	-	-	-	1	10	38	10	2
222: Foreign languages and cultures.....	548	4	2	23	2	90	286	117	24
223: Oriental languages.....	538	3	1	23	6	121	276	87	21
224: Mother tongue.....	3	-	-	-	-	-	3	-	-
225: History and archeology.....	25	-	-	1	-	3	9	9	3
226: Philosophy and ethics.....	43	-	-	3	-	7	25	4	4
227: Other humanities.....	31	-	-	1	1	5	15	8	1
31: Social and behavioural science.....	215	1	2	14	3	47	82	55	11
311: Economics.....	51	-	-	6	-	9	22	14	-
312: Political Science.....	7	-	1	1	-	-	2	3	-
313: Sociology.....	86	1	-	5	2	26	29	17	6
314: Demography.....	4	-	-	-	-	-	1	3	-
315: Psychology.....	45	-	1	1	1	6	19	14	3
316: Other social and behavioural science.....	22	-	-	1	-	6	9	4	2
32: Journalism and information.....	498	3	4	34	8	97	233	92	27
321: Journalism and reporting.....	227	-	3	14	6	46	100	44	14
322: Library, information, archive.....	271	3	1	20	2	51	133	48	13
323: Other documentation techniques.....	-	-	-	-	-	-	-	-	-
34: Business and administration.....	10,280	43	30	576	196	1,628	4,895	2,480	432
341: Wholesale and retail sales.....	299	1	2	12	7	44	146	75	12
342: Marketing and advertising.....	593	3	-	27	8	99	277	160	19
343: Finance, banking, insurance.....	597	2	2	36	9	104	293	129	22
344: Accounting, auditing and taxation.....	1,941	7	10	104	38	291	905	503	83
345: Management.....	2,552	12	8	155	58	432	1,204	568	115
346: Secretarial and office work.....	3,396	15	7	183	47	505	1,640	854	145
347: Business administration.....	754	2	1	50	24	126	364	156	31
348: Public administration (including administrations of institutions).....	126	1	-	8	4	26	53	29	5
349: Other courses in business administration.....	22	-	-	1	1	1	13	6	-
38: Law.....	144	2	-	8	2	18	60	48	6
381: Law (general, international, labour, etc)....	135	2	-	8	2	16	56	45	6
382: Qualification to practice as "notaires".....	4	-	-	-	-	2	1	1	-
383: Qualification to practice as attorney.....	5	-	-	-	-	-	3	2	-
42: Life sciences.....	64	1	-	5	-	11	31	13	3
421: Biology and biochemistry.....	45	1	-	2	-	6	25	9	2
422: Environmental science.....	19	-	-	3	-	5	6	4	1
44: Physical sciences.....	40	-	-	1	-	8	25	6	-
441: Physics.....	12	-	-	-	-	2	7	3	-
442: Chemistry.....	18	-	-	-	-	5	11	2	-
443: Meteorology and weather forecasting science..	1	-	-	-	-	-	1	-	-
444: Oceanography.....	5	-	-	-	-	1	4	-	-
445: Earth Science.....	3	-	-	1	-	-	1	1	-
446: Other physical sciences.....	1	-	-	-	-	-	1	-	-
46: Mathematics and statistics.....	125	3	-	5	3	19	61	26	8

(1) Comprising International Standard Classification of Education (ISCED) levels 3, 4 & 5a. See Appendix V for description of codes.

(2) Revised

Table E10 - Resident population 12 years of age and over holding a certificate/diploma(1), by sex, major field and duration of study

Country, Island, Sex and Field of Study	Total	Duration of study (in months) (2)							
		<6	6 - 11	12 - 17	18 - 23	24 - 35	36 - 47	48+	Not Stated
ISLAND OF MAURITIUS									
461: Mathematics.....	77	1	-	2	3	10	38	15	8
462: Statistics and actuarial science.....	48	2	-	3	-	9	23	11	-
48: Computing.....	6,696	40	25	302	125	1,023	3,403	1,520	258
481: Computer science.....	4,013	20	14	178	95	596	2,033	906	171
482: Computer use.....	2,683	20	11	124	30	427	1,370	614	87
52: Engineering and engineering trades.....	336	2	1	18	5	47	183	68	12
521: Mechanical Engineering.....	9	-	-	-	-	1	5	3	-
522: Mechanics and metal work.....	31	-	-	2	1	4	15	5	4
523: Electrical Engineering.....	5	-	-	-	-	-	3	2	-
524: Electricity and energy.....	37	1	-	-	1	6	20	9	-
525: Computer engineering (incl. hardware).....	22	-	-	2	-	4	12	4	-
526: Electronics and automation.....	129	-	-	6	-	22	71	25	5
527: Chemical and process.....	24	1	-	1	-	3	13	6	-
528: Motor vehicles, ships and aircraft.....	44	-	1	6	-	6	23	7	1
529: Other engineering courses.....	35	-	-	1	3	1	21	7	2
54: Manufacturing and processing.....	746	3	3	35	9	100	373	176	47
541: Food and drink processing.....	337	3	3	17	4	47	156	81	26
542: Textiles, clothes, footwear, leather.....	384	-	-	18	4	50	206	88	18
543: Materials (wood, paper, plastics, glass).....	25	-	-	-	1	3	11	7	3
544: Mining and extraction.....	-	-	-	-	-	-	-	-	-
58: Architecture and building.....	126	-	-	7	1	26	59	31	2
581: Architecture and town planning.....	50	-	-	5	-	10	23	12	-
582: Civil and building engineering.....	75	-	-	2	1	16	36	18	2
583: Other architecture courses.....	1	-	-	-	-	-	-	1	-
62: Agriculture, forestry & fishery.....	80	1	-	3	2	21	33	18	2
621: Agriculture.....	60	1	-	3	1	19	24	12	-
622: Horticulture.....	14	-	-	-	1	2	7	4	-
623: Forestry.....	-	-	-	-	-	-	-	-	-
624: Fisheries.....	4	-	-	-	-	-	1	2	1
625: Other agriculture, forestry and fishery courses.....	2	-	-	-	-	-	1	-	1
64: Veterinary.....	4	-	-	-	-	-	2	2	-
72: Health.....	2,357	18	8	105	28	388	1,107	597	106
721: Medicine.....	102	1	-	4	-	13	34	45	5
722: Nursing and caring.....	1,774	12	6	77	24	284	835	456	80
723: Dental services.....	10	-	-	-	-	4	5	1	-
724: Medical diagnostic and treatment technology..	83	4	-	1	2	25	33	12	6
725: Therapy and rehabilitation.....	168	1	-	8	1	23	93	34	8
726: Pharmacy.....	60	-	-	4	1	8	30	14	3
727: Nutrition and dietetics.....	22	-	-	1	-	6	12	2	1
728: Public health services.....	138	-	2	10	-	25	65	33	3
76: Social services.....	339	5	3	19	2	62	165	66	17
761: Child care and youth services.....	150	4	2	5	1	24	73	35	6
762: Social work and counseling.....	171	1	1	11	1	37	82	29	9
763: Care of the old and disabled.....	18	-	-	3	-	1	10	2	2
81: Personal services.....	3,716	26	10	187	35	511	1,904	907	136
811: Hotel, restaurant and catering.....	488	3	1	32	2	67	253	115	15
812: Travel, tourism and leisure.....	910	7	2	46	10	138	440	229	38
813: Sports.....	45	-	-	2	-	4	24	13	2
814: Domestic services.....	468	3	3	16	5	65	254	103	19
815: Hair and beauty services.....	1,770	13	4	90	18	231	912	442	60
816: Other personal services.....	35	-	-	1	-	6	21	5	2
84: Transport services.....	109	-	-	6	3	20	50	26	4
85: Environmental protection.....	126	2	1	8	1	29	59	22	4
851: Environmental protection technology.....	8	-	-	2	-	4	1	1	-
852: Natural environments and wildlife.....	1	-	-	-	-	-	1	-	-
853: Community sanitation services.....	55	2	-	1	-	12	29	7	4
854: Labour protection and security.....	62	-	1	5	1	13	28	14	-

(1) Comprising International Standard Classification of Education (ISCED) levels 3, 4 & 5a. See Appendix V for description of codes.

(2) Revised

Table E10 - Resident population 12 years of age and over holding a certificate/diploma(1), by sex, major field and duration of study

Country, Island, Sex and Field of Study	Total	Duration of study (in months) (2)							Not Stated
		<6	6 - 11	12 - 17	18 - 23	24 - 35	36 - 47	48+	
ISLAND OF MAURITIUS									
86: Security services.....	33	-	-	-	-	5	16	10	2
861: Protection of persons and property.....	33	-	-	-	-	5	16	10	2
862: Military and defence.....	-	-	-	-	-	-	-	-	-
99: Fields of education not known or unspecified.....	105	1	-	6	-	14	51	26	7

(1) Comprising International Standard Classification of Education (ISCED) levels 3, 4 & 5a. See Appendix V for description of codes.

(2) Revised

Table E10 - Resident population 12 years of age and over holding a certificate/diploma(1), by sex, major field and duration of study

Country, Island, Sex and Field of Study	Total	Duration of study (in months) (2)							
		<6	6 - 11	12 - 17	18 - 23	24 - 35	36 - 47	48+	Not Stated
ISLAND OF RODRIGUES									
Both sexes									
All fields of study.....	1,898	17	1	111	23	265	1,018	351	112
01: Basic programmes.....	-	-	-	-	-	-	-	-	-
08: Literacy and numeracy.....	-	-	-	-	-	-	-	-	-
09: Personal development.....	6	-	-	1	-	-	3	1	1
14: Teacher training & education science.....	297	6	-	17	3	47	150	61	13
141: Teacher training (general).....	217	4	-	12	1	35	111	44	10
142: Teacher training with specialisation in non-vocational subject.....	18	-	-	1	-	5	7	4	1
143: Teacher training for teaching practical or vocational subjects.....	18	2	-	1	1	4	5	5	-
144: Teacher training for teaching pre-school or kindergarten.....	32	-	-	3	1	2	19	7	-
145: Teacher training for teachers of adult education.....	2	-	-	-	-	-	2	-	-
146: Teacher training for teaching handicapped persons.....	1	-	-	-	-	-	-	1	-
147: Teacher training for teacher trainers.....	2	-	-	-	-	-	2	-	-
148: Education science.....	7	-	-	-	-	1	4	-	2
149: Other teacher training and education sciences	-	-	-	-	-	-	-	-	-
21: Arts.....	31	1	-	3	-	9	16	-	2
211: Fine arts: drawing, painting and sculpture...	4	-	-	1	-	1	2	-	-
212: Music and dance.....	1	-	-	-	-	1	-	-	-
213: Performing arts.....	1	-	-	1	-	-	-	-	-
214: Design.....	4	-	-	-	-	-	3	-	1
215: Audio-visual techniques and media production	9	-	-	-	-	2	6	-	1
216: Craft skills.....	12	1	-	1	-	5	5	-	-
217: Other fine and applied arts.....	-	-	-	-	-	-	-	-	-
22: Humanities.....	29	1	-	1	-	1	17	6	3
221: Religion and theology.....	6	-	-	-	-	-	4	1	1
222: Foreign languages and cultures.....	22	1	-	1	-	1	12	5	2
223: Oriental languages.....	1	-	-	-	-	-	1	-	-
224: Mother tongue.....	-	-	-	-	-	-	-	-	-
225: History and archeology.....	-	-	-	-	-	-	-	-	-
226: Philosophy and ethics.....	-	-	-	-	-	-	-	-	-
227: Other humanities.....	-	-	-	-	-	-	-	-	-
31: Social and behavioural science.....	8	-	-	2	-	2	2	2	-
311: Economics.....	1	-	-	-	-	-	-	1	-
312: Political Science.....	-	-	-	-	-	-	-	-	-
313: Sociology.....	4	-	-	1	-	2	1	-	-
314: Demography.....	-	-	-	-	-	-	-	-	-
315: Psychology.....	1	-	-	-	-	-	1	-	-
316: Other social and behavioural science.....	2	-	-	1	-	-	-	1	-
32: Journalism and information.....	13	-	-	-	-	3	9	-	1
321: Journalism and reporting.....	5	-	-	-	-	1	3	-	1
322: Library, information, archive.....	8	-	-	-	-	2	6	-	-
323: Other documentation techniques.....	-	-	-	-	-	-	-	-	-
34: Business and administration.....	271	1	1	16	4	39	142	51	17
341: Wholesale and retail sales.....	15	-	-	1	-	-	9	4	1
342: Marketing and advertising.....	14	1	-	2	-	1	7	2	1
343: Finance, banking, insurance.....	14	-	-	-	1	2	7	2	2
344: Accounting, auditing and taxation.....	19	-	1	2	-	3	10	3	-
345: Management.....	135	-	-	6	3	21	71	23	11
346: Secretarial and office work.....	41	-	-	3	-	8	22	7	1
347: Business administration.....	21	-	-	2	-	-	9	9	1
348: Public administration (including administrations of institutions).....	11	-	-	-	-	4	6	1	-

(1) Comprising International Standard Classification of Education (ISCED) levels 3, 4 & 5a. See Appendix V for description of codes.

(2) Revised

Table E10 - Resident population 12 years of age and over holding a certificate/diploma(1), by sex, major field and duration of study

Country, Island, Sex and Field of Study	Total	Duration of study (in months) (2)							
		<6	6 - 11	12 - 17	18 - 23	24 - 35	36 - 47	48+	Not Stated
ISLAND OF RODRIGUES									
349: Other courses in business administration.....	1	-	-	-	-	-	1	-	-
38: Law.....	10	-	-	-	-	4	4	2	-
381: Law (general, international, labour, etc)....	10	-	-	-	-	4	4	2	-
382: Qualification to practice as "notaires".....	-	-	-	-	-	-	-	-	-
383: Qualification to practice as attorney.....	-	-	-	-	-	-	-	-	-
42: Life sciences.....	4	-	-	-	-	1	2	1	-
421: Biology and biochemistry.....	3	-	-	-	-	-	2	1	-
422: Environmental science.....	1	-	-	-	-	1	-	-	-
44: Physical sciences.....	12	-	-	1	-	3	6	2	-
441: Physics.....	-	-	-	-	-	-	-	-	-
442: Chemistry.....	2	-	-	-	-	1	1	-	-
443: Meteorology and weather forecasting science..	7	-	-	1	-	2	3	1	-
444: Oceanography.....	2	-	-	-	-	-	2	-	-
445: Earth Science.....	1	-	-	-	-	-	-	1	-
446: Other physical sciences.....	-	-	-	-	-	-	-	-	-
46: Mathematics and statistics.....	15	-	-	-	-	3	8	4	-
461: Mathematics.....	8	-	-	-	-	1	4	3	-
462: Statistics and actuarial science.....	7	-	-	-	-	2	4	1	-
48: Computing.....	313	3	-	17	1	34	191	45	22
481: Computer science.....	172	2	-	8	1	17	113	20	11
482: Computer use.....	141	1	-	9	-	17	78	25	11
52: Engineering and engineering trades.....	233	1	-	19	7	35	115	43	13
521: Mechanical Engineering.....	8	-	-	1	-	1	4	2	-
522: Mechanics and metal work.....	58	-	-	5	3	5	34	8	3
523: Electrical Engineering.....	6	-	-	1	-	2	2	1	-
524: Electricity and energy.....	43	-	-	3	3	6	21	7	3
525: Computer engineering (incl. hardware).....	4	-	-	1	-	-	2	-	1
526: Electronics and automation.....	42	-	-	3	-	12	17	7	3
527: Chemical and process.....	1	-	-	-	-	1	-	-	-
528: Motor vehicles, ships and aircraft.....	62	1	-	5	1	6	34	12	3
529: Other engineering courses.....	9	-	-	-	-	2	1	6	-
54: Manufacturing and processing.....	62	-	-	6	1	5	35	14	1
541: Food and drink processing.....	26	-	-	2	-	3	13	8	-
542: Textiles, clothes, footwear, leather.....	8	-	-	1	-	1	4	1	1
543: Materials (wood, paper, plastics, glass).....	28	-	-	3	1	1	18	5	-
544: Mining and extraction.....	-	-	-	-	-	-	-	-	-
58: Architecture and building.....	109	1	-	9	1	16	58	18	6
581: Architecture and town planning.....	7	-	-	-	1	2	3	1	-
582: Civil and building engineering.....	102	1	-	9	-	14	55	17	6
583: Other architecture courses.....	-	-	-	-	-	-	-	-	-
62: Agriculture, forestry & fishery.....	98	-	-	2	-	12	60	16	8
621: Agriculture.....	79	-	-	2	-	11	48	13	5
622: Horticulture.....	2	-	-	-	-	-	2	-	-
623: Forestry.....	14	-	-	-	-	1	8	2	3
624: Fisheries.....	3	-	-	-	-	-	2	1	-
625: Other agriculture, forestry and fishery courses.....	-	-	-	-	-	-	-	-	-
64: Veterinary.....	4	-	-	-	-	-	2	2	-
72: Health.....	157	-	-	8	-	25	89	30	5
721: Medicine.....	5	-	-	-	-	1	2	2	-
722: Nursing and caring.....	132	-	-	7	-	20	76	25	4
723: Dental services.....	2	-	-	-	-	-	2	-	-
724: Medical diagnostic and treatment technology..	3	-	-	-	-	-	2	1	-
725: Therapy and rehabilitation.....	4	-	-	-	-	1	2	-	1
726: Pharmacy.....	5	-	-	-	-	2	3	-	-
727: Nutrition and dietetics.....	1	-	-	1	-	-	-	-	-
728: Public health services.....	5	-	-	-	-	1	2	2	-
76: Social services.....	19	-	-	1	1	4	9	2	2

(1) Comprising International Standard Classification of Education (ISCED) levels 3, 4 & 5a. See Appendix V for description of codes.

(2) Revised

Table E10 - Resident population 12 years of age and over holding a certificate/diploma(1), by sex, major field and duration of study

Country, Island, Sex and Field of Study	Total	Duration of study (in months) (2)							
		<6	6 - 11	12 - 17	18 - 23	24 - 35	36 - 47	48+	Not Stated
ISLAND OF RODRIGUES									
761: Child care and youth services.....	3	-	-	1	-	-	1	-	1
762: Social work and counseling.....	16	-	-	-	1	4	8	2	1
763: Care of the old and disabled.....	-	-	-	-	-	-	-	-	-
81: Personal services.....	149	3	-	3	5	15	70	41	12
811: Hotel, restaurant and catering.....	53	1	-	2	1	6	23	18	2
812: Travel, tourism and leisure.....	24	-	-	-	2	4	12	4	2
813: Sports.....	9	-	-	-	1	-	6	2	-
814: Domestic services.....	31	2	-	1	-	-	16	7	5
815: Hair and beauty services.....	31	-	-	-	1	5	13	9	3
816: Other personal services.....	1	-	-	-	-	-	-	1	-
84: Transport services.....	10	-	-	-	-	-	6	1	3
85: Environmental protection.....	6	-	-	2	-	1	2	1	-
851: Environmental protection technology.....	1	-	-	1	-	-	-	-	-
852: Natural environments and wildlife.....	-	-	-	-	-	-	-	-	-
853: Community sanitation services.....	3	-	-	1	-	-	1	1	-
854: Labour protection and security.....	2	-	-	-	-	1	1	-	-
86: Security services.....	28	-	-	-	-	6	18	4	-
861: Protection of persons and property.....	27	-	-	-	-	6	17	4	-
862: Military and defence.....	1	-	-	-	-	-	1	-	-
99: Fields of education not known or unspecified.....	14	-	-	3	-	-	4	4	3
Male									
All fields of study.....	1,034	7	-	64	15	147	536	204	61
01: Basic programmes.....	-	-	-	-	-	-	-	-	-
08: Literacy and numeracy.....	-	-	-	-	-	-	-	-	-
09: Personal development.....	3	-	-	-	-	-	3	-	-
14: Teacher training & education science.....	117	3	-	4	1	21	60	21	7
141: Teacher training (general).....	95	2	-	3	1	16	49	17	7
142: Teacher training with specialisation in non-vocational subject.....	7	-	-	-	-	3	4	-	-
143: Teacher training for teaching practical or vocational subjects.....	11	1	-	1	-	1	4	4	-
144: Teacher training for teaching pre-school or kindergarten.....	-	-	-	-	-	-	-	-	-
145: Teacher training for teachers of adult education.....	-	-	-	-	-	-	-	-	-
146: Teacher training for teaching handicapped persons.....	-	-	-	-	-	-	-	-	-
147: Teacher training for teacher trainers.....	2	-	-	-	-	-	2	-	-
148: Education science.....	2	-	-	-	-	1	1	-	-
149: Other teacher training and education sciences.....	-	-	-	-	-	-	-	-	-
21: Arts.....	21	1	-	2	-	4	13	-	1
211: Fine arts: drawing, painting and sculpture...	3	-	-	1	-	1	1	-	-
212: Music and dance.....	1	-	-	-	-	1	-	-	-
213: Performing arts.....	1	-	-	1	-	-	-	-	-
214: Design.....	2	-	-	-	-	-	2	-	-
215: Audio-visual techniques and media production.	8	-	-	-	-	1	6	-	1
216: Craft skills.....	6	1	-	-	-	1	4	-	-
217: Other fine and applied arts.....	-	-	-	-	-	-	-	-	-
22: Humanities.....	9	-	-	-	-	1	5	1	2
221: Religion and theology.....	3	-	-	-	-	-	2	1	-
222: Foreign languages and cultures.....	6	-	-	-	-	1	3	-	2
223: Oriental languages.....	-	-	-	-	-	-	-	-	-
224: Mother tongue.....	-	-	-	-	-	-	-	-	-
225: History and archeology.....	-	-	-	-	-	-	-	-	-
226: Philosophy and ethics.....	-	-	-	-	-	-	-	-	-
227: Other humanities.....	-	-	-	-	-	-	-	-	-

(1) Comprising International Standard Classification of Education (ISCED) levels 3, 4 & 5a. See Appendix V for description of codes.

(2) Revised

Table E10 - Resident population 12 years of age and over holding a certificate/diploma(1), by sex, major field and duration of study

Country, Island, Sex and Field of Study	Total	Duration of study (in months) (2)							
		<6	6 - 11	12 - 17	18 - 23	24 - 35	36 - 47	48+	Not Stated
ISLAND OF RODRIGUES									
31: Social and behavioural science.....	6	-	-	2	-	2	1	1	-
311: Economics.....	1	-	-	-	-	-	-	1	-
312: Political Science.....	-	-	-	-	-	-	-	-	-
313: Sociology.....	4	-	-	1	-	2	1	-	-
314: Demography.....	-	-	-	-	-	-	-	-	-
315: Psychology.....	-	-	-	-	-	-	-	-	-
316: Other social and behavioural science.....	1	-	-	1	-	-	-	-	-
32: Journalism and information.....	3	-	-	-	-	1	2	-	-
321: Journalism and reporting.....	-	-	-	-	-	-	-	-	-
322: Library, information, archive.....	3	-	-	-	-	1	2	-	-
323: Other documentation techniques.....	-	-	-	-	-	-	-	-	-
34: Business and administration.....	117	-	-	7	2	15	55	29	9
341: Wholesale and retail sales.....	4	-	-	-	-	-	2	2	-
342: Marketing and advertising.....	6	-	-	1	-	1	1	2	1
343: Finance, banking, insurance.....	6	-	-	-	1	-	3	1	1
344: Accounting, auditing and taxation.....	11	-	-	1	-	1	7	2	-
345: Management.....	68	-	-	2	1	9	33	17	6
346: Secretarial and office work.....	4	-	-	1	-	-	1	2	-
347: Business administration.....	11	-	-	2	-	-	5	3	1
348: Public administration (including administrations of institutions).....	6	-	-	-	-	4	2	-	-
349: Other courses in business administration.....	1	-	-	-	-	-	1	-	-
38: Law.....	8	-	-	-	-	3	3	2	-
381: Law (general, international, labour, etc)....	8	-	-	-	-	3	3	2	-
382: Qualification to practice as "notaires".....	-	-	-	-	-	-	-	-	-
383: Qualification to practice as attorney.....	-	-	-	-	-	-	-	-	-
42: Life sciences.....	3	-	-	-	-	-	2	1	-
421: Biology and biochemistry.....	3	-	-	-	-	-	2	1	-
422: Environmental science.....	-	-	-	-	-	-	-	-	-
44: Physical sciences.....	12	-	-	1	-	3	6	2	-
441: Physics.....	-	-	-	-	-	-	-	-	-
442: Chemistry.....	2	-	-	-	-	1	1	-	-
443: Meteorology and weather forecasting science..	7	-	-	1	-	2	3	1	-
444: Oceanography.....	2	-	-	-	-	-	2	-	-
445: Earth Science.....	1	-	-	-	-	-	-	1	-
446: Other physical sciences.....	-	-	-	-	-	-	-	-	-
46: Mathematics and statistics.....	8	-	-	-	-	-	4	4	-
461: Mathematics.....	5	-	-	-	-	-	2	3	-
462: Statistics and actuarial science.....	3	-	-	-	-	-	2	1	-
48: Computing.....	97	1	-	7	-	11	57	14	7
481: Computer science.....	60	1	-	2	-	6	39	6	6
482: Computer use.....	37	-	-	5	-	5	18	8	1
52: Engineering and engineering trades.....	219	1	-	18	7	33	108	41	11
521: Mechanical Engineering.....	8	-	-	1	-	1	4	2	-
522: Mechanics and metal work.....	53	-	-	5	3	5	30	8	2
523: Electrical Engineering.....	6	-	-	1	-	2	2	1	-
524: Electricity and energy.....	41	-	-	3	3	6	19	7	3
525: Computer engineering (incl. hardware).....	3	-	-	1	-	-	2	-	-
526: Electronics and automation.....	40	-	-	3	-	11	16	7	3
527: Chemical and process.....	1	-	-	-	-	1	-	-	-
528: Motor vehicles, ships and aircraft.....	59	1	-	4	1	5	34	11	3
529: Other engineering courses.....	8	-	-	-	-	2	1	5	-
54: Manufacturing and processing.....	33	-	-	4	1	1	19	8	-
541: Food and drink processing.....	10	-	-	1	-	1	4	4	-
542: Textiles, clothes, footwear, leather.....	-	-	-	-	-	-	-	-	-
543: Materials (wood, paper, plastics, glass).....	23	-	-	3	1	-	15	4	-
544: Mining and extraction.....	-	-	-	-	-	-	-	-	-
58: Architecture and building.....	106	-	-	8	1	15	58	18	6

(1) Comprising International Standard Classification of Education (ISCED) levels 3, 4 & 5a. See Appendix V for description of codes.

(2) Revised

Table E10 - Resident population 12 years of age and over holding a certificate/diploma(1), by sex, major field and duration of study

Country, Island, Sex and Field of Study	Total	Duration of study (in months) (2)							
		<6	6 - 11	12 - 17	18 - 23	24 - 35	36 - 47	48+	Not Stated
ISLAND OF RODRIGUES									
581: Architecture and town planning.....	6	-	-	-	1	1	3	1	-
582: Civil and building engineering.....	100	-	-	8	-	14	55	17	6
583: Other architecture courses.....	-	-	-	-	-	-	-	-	-
62: Agriculture, forestry & fishery.....	73	-	-	1	-	6	47	13	6
621: Agriculture.....	55	-	-	1	-	5	36	10	3
622: Horticulture.....	1	-	-	-	-	-	1	-	-
623: Forestry.....	14	-	-	-	-	1	8	2	3
624: Fisheries.....	3	-	-	-	-	-	2	1	-
625: Other agriculture, forestry and fishery courses.....	-	-	-	-	-	-	-	-	-
64: Veterinary.....	3	-	-	-	-	-	2	1	-
72: Health.....	74	-	-	4	-	14	37	15	4
721: Medicine.....	-	-	-	-	-	-	-	-	-
722: Nursing and caring.....	61	-	-	4	-	11	30	13	3
723: Dental services.....	2	-	-	-	-	-	2	-	-
724: Medical diagnostic and treatment technology..	2	-	-	-	-	-	1	1	-
725: Therapy and rehabilitation.....	3	-	-	-	-	1	1	-	1
726: Pharmacy.....	3	-	-	-	-	1	2	-	-
727: Nutrition and dietetics.....	-	-	-	-	-	-	-	-	-
728: Public health services.....	3	-	-	-	-	1	1	1	-
76: Social services.....	10	-	-	-	-	4	4	2	-
761: Child care and youth services.....	-	-	-	-	-	-	-	-	-
762: Social work and counseling.....	10	-	-	-	-	4	4	2	-
763: Care of the old and disabled.....	-	-	-	-	-	-	-	-	-
81: Personal services.....	62	1	-	2	3	7	23	23	3
811: Hotel, restaurant and catering.....	30	1	-	2	-	2	10	14	1
812: Travel, tourism and leisure.....	18	-	-	-	2	4	7	4	1
813: Sports.....	9	-	-	-	1	-	6	2	-
814: Domestic services.....	2	-	-	-	-	-	-	2	-
815: Hair and beauty services.....	3	-	-	-	-	1	-	1	1
816: Other personal services.....	-	-	-	-	-	-	-	-	-
84: Transport services.....	10	-	-	-	-	-	6	1	3
85: Environmental protection.....	4	-	-	1	-	-	2	1	-
851: Environmental protection technology.....	-	-	-	-	-	-	-	-	-
852: Natural environments and wildlife.....	-	-	-	-	-	-	-	-	-
853: Community sanitation services.....	3	-	-	1	-	-	1	1	-
854: Labour protection and security.....	1	-	-	-	-	-	1	-	-
86: Security services.....	28	-	-	-	-	6	18	4	-
861: Protection of persons and property.....	27	-	-	-	-	6	17	4	-
862: Military and defence.....	1	-	-	-	-	-	1	-	-
99: Fields of education not known or unspecified.....	8	-	-	3	-	-	1	2	2
Female									
All fields of study.....	864	10	1	47	8	118	482	147	51
01: Basic programmes.....	-	-	-	-	-	-	-	-	-
08: Literacy and numeracy.....	-	-	-	-	-	-	-	-	-
09: Personal development.....	3	-	-	1	-	-	-	1	1
14: Teacher training & education science.....	180	3	-	13	2	26	90	40	6
141: Teacher training (general).....	122	2	-	9	-	19	62	27	3
142: Teacher training with specialisation in non-vocational subject.....	11	-	-	1	-	2	3	4	1
143: Teacher training for teaching practical or vocational subjects.....	7	1	-	-	1	3	1	1	-
144: Teacher training for teaching pre-school or kindergarten.....	32	-	-	3	1	2	19	7	-
145: Teacher training for teachers of adult education.....	2	-	-	-	-	-	2	-	-
146: Teacher training for teaching handicapped	-	-	-	-	-	-	-	-	-

(1) Comprising International Standard Classification of Education (ISCED) levels 3, 4 & 5a. See Appendix V for description of codes.

(2) Revised

Table E10 - Resident population 12 years of age and over holding a certificate/diploma(1), by sex, major field and duration of study

Country, Island, Sex and Field of Study	Total	Duration of study (in months) (2)								
		<6	6 - 11	12 - 17	18 - 23	24 - 35	36 - 47	48+	Not Stated	
ISLAND OF RODRIGUES										
persons.....	1	-	-	-	-	-	-	-	1	-
147: Teacher training for teacher trainers.....	-	-	-	-	-	-	-	-	-	-
148: Education science.....	5	-	-	-	-	-	3	-	-	2
149: Other teacher training and education sciences.....	-	-	-	-	-	-	-	-	-	-
21: Arts.....	10	-	-	1	-	5	3	-	-	1
211: Fine arts: drawing, painting and sculpture...	1	-	-	-	-	-	1	-	-	-
212: Music and dance.....	-	-	-	-	-	-	-	-	-	-
213: Performing arts.....	-	-	-	-	-	-	-	-	-	-
214: Design.....	2	-	-	-	-	-	1	-	-	1
215: Audio-visual techniques and media production.	1	-	-	-	-	1	-	-	-	-
216: Craft skills.....	6	-	-	1	-	4	1	-	-	-
217: Other fine and applied arts.....	-	-	-	-	-	-	-	-	-	-
22: Humanities.....	20	1	-	1	-	-	12	5	-	1
221: Religion and theology.....	3	-	-	-	-	-	2	-	-	1
222: Foreign languages and cultures.....	16	1	-	1	-	-	9	5	-	-
223: Oriental languages.....	1	-	-	-	-	-	1	-	-	-
224: Mother tongue.....	-	-	-	-	-	-	-	-	-	-
225: History and archeology.....	-	-	-	-	-	-	-	-	-	-
226: Philosophy and ethics.....	-	-	-	-	-	-	-	-	-	-
227: Other humanities.....	-	-	-	-	-	-	-	-	-	-
31: Social and behavioural science.....	2	-	-	-	-	-	1	1	-	-
311: Economics.....	-	-	-	-	-	-	-	-	-	-
312: Political Science.....	-	-	-	-	-	-	-	-	-	-
313: Sociology.....	-	-	-	-	-	-	-	-	-	-
314: Demography.....	-	-	-	-	-	-	-	-	-	-
315: Psychology.....	1	-	-	-	-	-	1	-	-	-
316: Other social and behavioural science.....	1	-	-	-	-	-	-	1	-	-
32: Journalism and information.....	10	-	-	-	-	2	7	-	-	1
321: Journalism and reporting.....	5	-	-	-	-	1	3	-	-	1
322: Library, information, archive.....	5	-	-	-	-	1	4	-	-	-
323: Other documentation techniques.....	-	-	-	-	-	-	-	-	-	-
34: Business and administration.....	154	1	1	9	2	24	87	22	-	8
341: Wholesale and retail sales.....	11	-	-	1	-	-	7	2	-	1
342: Marketing and advertising.....	8	1	-	1	-	-	6	-	-	-
343: Finance, banking, insurance.....	8	-	-	-	-	2	4	1	-	1
344: Accounting, auditing and taxation.....	8	-	1	1	-	2	3	1	-	-
345: Management.....	67	-	-	4	2	12	38	6	-	5
346: Secretarial and office work.....	37	-	-	2	-	8	21	5	-	1
347: Business administration.....	10	-	-	-	-	-	4	6	-	-
348: Public administration (including administrations of institutions).....	5	-	-	-	-	-	4	1	-	-
349: Other courses in business administration.....	-	-	-	-	-	-	-	-	-	-
38: Law.....	2	-	-	-	-	1	1	-	-	-
381: Law (general, international, labour, etc)....	2	-	-	-	-	1	1	-	-	-
382: Qualification to practice as "notaires".....	-	-	-	-	-	-	-	-	-	-
383: Qualification to practice as attorney.....	-	-	-	-	-	-	-	-	-	-
42: Life sciences.....	1	-	-	-	-	1	-	-	-	-
421: Biology and biochemistry.....	-	-	-	-	-	-	-	-	-	-
422: Environmental science.....	1	-	-	-	-	1	-	-	-	-
44: Physical sciences.....	-	-	-	-	-	-	-	-	-	-
441: Physics.....	-	-	-	-	-	-	-	-	-	-
442: Chemistry.....	-	-	-	-	-	-	-	-	-	-
443: Meteorology and weather forecasting science..	-	-	-	-	-	-	-	-	-	-
444: Oceanography.....	-	-	-	-	-	-	-	-	-	-
445: Earth Science.....	-	-	-	-	-	-	-	-	-	-
446: Other physical sciences.....	-	-	-	-	-	-	-	-	-	-
46: Mathematics and statistics.....	7	-	-	-	-	3	4	-	-	-

(1) Comprising International Standard Classification of Education (ISCED) levels 3, 4 & 5a. See Appendix V for description of codes.

(2) Revised

Table E10 - Resident population 12 years of age and over holding a certificate/diploma(1), by sex, major field and duration of study

Country, Island, Sex and Field of Study	Total	Duration of study (in months) (2)							
		<6	6 - 11	12 - 17	18 - 23	24 - 35	36 - 47	48+	Not Stated
ISLAND OF RODRIGUES									
461: Mathematics.....	3	-	-	-	-	1	2	-	-
462: Statistics and actuarial science.....	4	-	-	-	-	2	2	-	-
48: Computing.....	216	2	-	10	1	23	134	31	15
481: Computer science.....	112	1	-	6	1	11	74	14	5
482: Computer use.....	104	1	-	4	-	12	60	17	10
52: Engineering and engineering trades.....	14	-	-	1	-	2	7	2	2
521: Mechanical Engineering.....	-	-	-	-	-	-	-	-	-
522: Mechanics and metal work.....	5	-	-	-	-	-	4	-	1
523: Electrical Engineering.....	-	-	-	-	-	-	-	-	-
524: Electricity and energy.....	2	-	-	-	-	-	2	-	-
525: Computer engineering (incl. hardware).....	1	-	-	-	-	-	-	-	1
526: Electronics and automation.....	2	-	-	-	-	1	1	-	-
527: Chemical and process.....	-	-	-	-	-	-	-	-	-
528: Motor vehicles, ships and aircraft.....	3	-	-	1	-	1	-	1	-
529: Other engineering courses.....	1	-	-	-	-	-	-	1	-
54: Manufacturing and processing.....	29	-	-	2	-	4	16	6	1
541: Food and drink processing.....	16	-	-	1	-	2	9	4	-
542: Textiles, clothes, footwear, leather.....	8	-	-	1	-	1	4	1	1
543: Materials (wood, paper, plastics, glass).....	5	-	-	-	-	1	3	1	-
544: Mining and extraction.....	-	-	-	-	-	-	-	-	-
58: Architecture and building.....	3	1	-	1	-	1	-	-	-
581: Architecture and town planning.....	1	-	-	-	-	1	-	-	-
582: Civil and building engineering.....	2	1	-	1	-	-	-	-	-
583: Other architecture courses.....	-	-	-	-	-	-	-	-	-
62: Agriculture, forestry & fishery.....	25	-	-	1	-	6	13	3	2
621: Agriculture.....	24	-	-	1	-	6	12	3	2
622: Horticulture.....	1	-	-	-	-	-	1	-	-
623: Forestry.....	-	-	-	-	-	-	-	-	-
624: Fisheries.....	-	-	-	-	-	-	-	-	-
625: Other agriculture, forestry and fishery courses.....	-	-	-	-	-	-	-	-	-
64: Veterinary.....	1	-	-	-	-	-	-	1	-
72: Health.....	83	-	-	4	-	11	52	15	1
721: Medicine.....	5	-	-	-	-	1	2	2	-
722: Nursing and caring.....	71	-	-	3	-	9	46	12	1
723: Dental services.....	-	-	-	-	-	-	-	-	-
724: Medical diagnostic and treatment technology..	1	-	-	-	-	-	1	-	-
725: Therapy and rehabilitation.....	1	-	-	-	-	-	1	-	-
726: Pharmacy.....	2	-	-	-	-	1	1	-	-
727: Nutrition and dietetics.....	1	-	-	1	-	-	-	-	-
728: Public health services.....	2	-	-	-	-	-	1	1	-
76: Social services.....	9	-	-	1	1	-	5	-	2
761: Child care and youth services.....	3	-	-	1	-	-	1	-	1
762: Social work and counseling.....	6	-	-	-	1	-	4	-	1
763: Care of the old and disabled.....	-	-	-	-	-	-	-	-	-
81: Personal services.....	87	2	-	1	2	8	47	18	9
811: Hotel, restaurant and catering.....	23	-	-	-	1	4	13	4	1
812: Travel, tourism and leisure.....	6	-	-	-	-	-	5	-	1
813: Sports.....	-	-	-	-	-	-	-	-	-
814: Domestic services.....	29	2	-	1	-	-	16	5	5
815: Hair and beauty services.....	28	-	-	-	1	4	13	8	2
816: Other personal services.....	1	-	-	-	-	-	-	1	-
84: Transport services.....	-	-	-	-	-	-	-	-	-
85: Environmental protection.....	2	-	-	1	-	1	-	-	-
851: Environmental protection technology.....	1	-	-	1	-	-	-	-	-
852: Natural environments and wildlife.....	-	-	-	-	-	-	-	-	-
853: Community sanitation services.....	-	-	-	-	-	-	-	-	-
854: Labour protection and security.....	1	-	-	-	-	1	-	-	-

(1) Comprising International Standard Classification of Education (ISCED) levels 3, 4 & 5a. See Appendix V for description of codes.

(2) Revised

Table E10 - Resident population 12 years of age and over holding a certificate/diploma(1), by sex, major field and duration of study

Country, Island, Sex and Field of Study	Total	Duration of study (in months) (2)								
		<6	6 - 11	12 - 17	18 - 23	24 - 35	36 - 47	48+	Not Stated	
ISLAND OF RODRIGUES										
86: Security services.....	-	-	-	-	-	-	-	-	-	-
861: Protection of persons and property.....	-	-	-	-	-	-	-	-	-	-
862: Military and defence.....	-	-	-	-	-	-	-	-	-	-
99: Fields of education not known or unspecified.....	6	-	-	-	-	-	3	2	1	

(1) Comprising International Standard Classification of Education (ISCED) levels 3, 4 & 5a. See Appendix V for description of codes.

(2) Revised

Table E11 - Resident population 12 years of age and over holding a certificate/diploma(1) by sex, broad field of study and educational attainment

Country, Island, Sex and Age (in years)	Total	Educational attainment									
		Nil + pre-primary	Primary		Lower Secondary		Upper Secondary			University degree or equivalent	Not stated
			Std I - VI but not passed CPE	Passed CPE	Forms I - III	Forms I - III Pre- vocational	Forms IV - V but not passed SC	Passed SC or equivalent	Passed HSC or equivalent		
REPUBLIC OF MAURITIUS											
Both sexes											
All fields of training	75,301	6	1,125	1,204	3,236	587	7,111	25,474	29,566	6,860	132
01: Basic programmes	-	-	-	-	-	-	-	-	-	-	-
08: Literacy and numeracy	5	-	-	1	-	1	1	1	1	-	-
09: Personal development	86	-	1	-	2	2	7	24	33	17	-
14: Teacher training & education science	6,847	1	49	70	87	10	385	2,415	3,144	683	3
21: Arts	2,746	-	55	78	154	17	277	816	1,098	246	5
22: Humanities	1,984	1	35	73	78	2	134	436	791	428	6
31: Social and behavioural science	461	-	2	1	5	-	11	75	248	118	1
32: Journalism and information	897	-	4	2	14	-	23	166	543	143	2
34: Business and administration	19,677	-	74	68	213	7	710	6,278	9,948	2,354	25
38: Law	445	-	1	-	6	-	6	59	244	129	-
42: Life sciences	160	-	2	-	-	-	2	22	70	64	-
44: Physical sciences	201	-	1	1	4	-	4	45	102	44	-
46: Mathematics and statistics	292	-	-	1	4	-	8	44	169	66	-
48: Computing	12,063	1	52	74	295	29	1,051	4,216	5,399	937	9
52: Engineering and engineering trades	9,797	-	308	314	985	262	1,856	3,876	1,856	326	14
54: Manufacturing and processing	2,151	-	129	157	270	61	441	769	249	54	21
58: Architecture and building	2,629	-	88	76	199	62	360	862	811	164	7
62: Agriculture, forestry & fishery	845	-	40	12	27	10	34	308	284	128	2
64: Veterinary	22	-	-	-	1	-	2	10	6	3	-
72: Health	4,381	-	28	32	114	6	280	1,645	1,849	418	9
76: Social services	635	-	5	9	22	4	51	223	227	94	-
81: Personal services	7,046	1	216	198	670	87	1,312	2,624	1,709	217	12
84: Transport services	478	-	10	13	28	-	35	110	231	51	-
85: Environmental protection	665	-	5	6	12	-	31	145	344	122	-
86: Security services	447	-	12	15	15	2	51	200	119	31	2
99: Fields not known or unspecified	341	2	8	3	31	25	39	105	91	23	14

(1) Comprising International Standard Classification of Education (ISCED) levels 3, 4 & 5a. See Appendix V for description of codes.

Table E11 - Resident population 12 years of age and over holding a certificate/diploma(1) by sex, broad field of study and educational attainment

Country, Island, Sex and Age (in years)	Total	Educational attainment									University degree or equivalent	Not stated
		Nil + pre-primary	Primary		Lower Secondary		Upper Secondary					
			Std I - VI but not passed CPE	Passed CPE	Forms I - III	Forms I - III Pre- vocational	Forms IV - V but not passed SC	Passed SC or equivalent	Passed HSC or equivalent			
REPUBLIC OF MAURITIUS												
Male												
All fields of training	41,286	1	760	766	2,081	444	4,425	13,884	14,589	4,247	89	
01: Basic programmes	-	-	-	-	-	-	-	-	-	-	-	
08: Literacy and numeracy	1	-	-	-	-	1	-	-	-	-	-	
09: Personal development	54	-	1	-	1	-	5	15	17	15	-	
14: Teacher training & education science	2,238	-	31	30	30	4	81	760	970	331	1	
21: Arts	1,435	-	19	28	73	7	141	466	569	128	4	
22: Humanities	715	-	18	35	33	2	48	192	227	157	3	
31: Social and behavioural science	244	-	1	-	3	-	7	50	119	64	-	
32: Journalism and information	389	-	3	2	7	-	14	93	203	66	1	
34: Business and administration	9,243	-	47	38	110	6	314	2,607	4,610	1,500	11	
38: Law	299	-	1	-	5	-	5	49	143	96	-	
42: Life sciences	95	-	2	-	-	-	1	14	39	39	-	
44: Physical sciences	161	-	-	1	4	-	4	40	78	34	-	
46: Mathematics and statistics	160	-	-	1	2	-	5	30	82	40	-	
48: Computing	5,151	-	33	36	130	14	445	1,537	2,388	564	4	
52: Engineering and engineering trades	9,447	-	289	304	947	245	1,827	3,784	1,741	296	14	
54: Manufacturing and processing	1,376	-	74	93	159	46	282	524	153	29	16	
58: Architecture and building	2,500	-	83	72	186	61	356	826	759	150	7	
62: Agriculture, forestry & fishery	740	-	29	9	21	3	26	291	249	110	2	
64: Veterinary	17	-	-	-	1	-	2	9	3	2	-	
72: Health	1,941	-	11	14	47	2	85	637	872	269	4	
76: Social services	287	-	-	1	3	-	5	114	106	58	-	
81: Personal services	3,243	1	86	69	253	32	626	1,371	677	120	8	
84: Transport services	369	-	10	13	26	-	33	84	157	46	-	
85: Environmental protection	537	-	4	5	9	-	29	130	269	91	-	
86: Security services	414	-	12	13	13	1	50	189	108	26	2	
99: Fields not known or unspecified	230	-	6	2	18	20	34	72	50	16	12	

(1) Comprising International Standard Classification of Education (ISCED) levels 3, 4 & 5a. See Appendix V for description of codes.

Table E11 - Resident population 12 years of age and over holding a certificate/diploma(1) by sex, broad field of study and educational attainment

Country, Island, Sex and Age (in years)	Total	Educational attainment									University degree or equivalent	Not stated
		Nil + pre-primary	Primary		Lower Secondary		Upper Secondary					
			Std I - VI but not passed CPE	Passed CPE	Forms I - III	Forms I - III Pre- vocational	Forms IV - V but not passed SC	Passed SC or equivalent	Passed HSC or equivalent			
REPUBLIC OF MAURITIUS												
Female												
All fields of training	34,015	5	365	438	1,155	143	2,686	11,590	14,977	2,613	43	
01: Basic programmes	-	-	-	-	-	-	-	-	-	-	-	
08: Literacy and numeracy	4	-	-	1	-	-	1	1	1	-	-	
09: Personal development	32	-	-	-	1	2	2	9	16	2	-	
14: Teacher training & education science	4,609	1	18	40	57	6	304	1,655	2,174	352	2	
21: Arts	1,311	-	36	50	81	10	136	350	529	118	1	
22: Humanities	1,269	1	17	38	45	-	86	244	564	271	3	
31: Social and behavioural science	217	-	1	1	2	-	4	25	129	54	1	
32: Journalism and information	508	-	1	-	7	-	9	73	340	77	1	
34: Business and administration	10,434	-	27	30	103	1	396	3,671	5,338	854	14	
38: Law	146	-	-	-	1	-	1	10	101	33	-	
42: Life sciences	65	-	-	-	-	-	1	8	31	25	-	
44: Physical sciences	40	-	1	-	-	-	-	5	24	10	-	
46: Mathematics and statistics	132	-	-	-	2	-	3	14	87	26	-	
48: Computing	6,912	1	19	38	165	15	606	2,679	3,011	373	5	
52: Engineering and engineering trades	350	-	19	10	38	17	29	92	115	30	-	
54: Manufacturing and processing	775	-	55	64	111	15	159	245	96	25	5	
58: Architecture and building	129	-	5	4	13	1	4	36	52	14	-	
62: Agriculture, forestry & fishery	105	-	11	3	6	7	8	17	35	18	-	
64: Veterinary	5	-	-	-	-	-	-	1	3	1	-	
72: Health	2,440	-	17	18	67	4	195	1,008	977	149	5	
76: Social services	348	-	5	8	19	4	46	109	121	36	-	
81: Personal services	3,803	-	130	129	417	55	686	1,253	1,032	97	4	
84: Transport services	109	-	-	-	2	-	2	26	74	5	-	
85: Environmental protection	128	-	1	1	3	-	2	15	75	31	-	
86: Security services	33	-	-	2	2	1	1	11	11	5	-	
99: Fields not known or unspecified	111	2	2	1	13	5	5	33	41	7	2	

(1) Comprising International Standard Classification of Education (ISCED) levels 3, 4 & 5a. See Appendix V for description of codes.

Table E11 - Resident population 12 years of age and over holding a certificate/diploma(1) by sex, broad field of study and educational attainment

Country, Island, Sex and Age (in years)	Total	Educational attainment									
		Nil + pre-primary	Primary		Lower Secondary		Upper Secondary			University degree or equivalent	Not stated
			Std I - VI but not passed CPE	Passed CPE	Forms I - III	Forms I - III Pre- vocational	Forms IV - V but not passed SC	Passed SC or equivalent	Passed HSC or equivalent		

ISLAND OF MAURITIUS

Both sexes												
All fields of training	73,403	4	1,025	1,147	3,123	533	6,930	24,660	29,088	6,763	130	
01: Basic programmes	-	-	-	-	-	-	-	-	-	-	-	
08: Literacy and numeracy	5	-	-	1	-	1	1	1	1	-	-	
09: Personal development	80	-	-	-	2	-	6	23	32	17	-	
14: Teacher training & education science	6,550	-	41	59	82	10	366	2,269	3,052	669	2	
21: Arts	2,715	-	52	76	150	17	274	808	1,089	244	5	
22: Humanities	1,955	1	34	73	76	2	132	430	777	424	6	
31: Social and behavioural science	453	-	2	1	5	-	11	72	243	118	1	
32: Journalism and information	884	-	4	2	14	-	23	161	535	143	2	
34: Business and administration	19,406	-	71	64	208	7	695	6,151	9,865	2,321	24	
38: Law	435	-	1	-	6	-	6	54	242	126	-	
42: Life sciences	156	-	2	-	-	-	2	22	68	62	-	
44: Physical sciences	189	-	1	1	4	-	4	39	98	42	-	
46: Mathematics and statistics	277	-	-	1	4	-	7	42	159	64	-	
48: Computing	11,750	1	47	74	286	26	1,030	4,060	5,289	928	9	
52: Engineering and engineering trades	9,564	-	288	305	952	248	1,811	3,787	1,835	324	14	
54: Manufacturing and processing	2,089	-	123	149	261	50	433	753	248	51	21	
58: Architecture and building	2,520	-	74	72	183	56	339	827	801	161	7	
62: Agriculture, forestry & fishery	747	-	25	11	23	4	27	260	274	121	2	
64: Veterinary	18	-	-	-	1	-	2	8	5	2	-	
72: Health	4,224	-	25	31	111	6	279	1,557	1,791	415	9	
76: Social services	616	-	5	8	21	4	50	216	219	93	-	
81: Personal services	6,897	1	197	187	652	81	1,282	2,573	1,699	213	12	
84: Transport services	468	-	10	13	27	-	32	109	227	50	-	
85: Environmental protection	659	-	5	6	11	-	31	145	339	122	-	
86: Security services	419	-	10	11	14	2	49	191	110	30	2	
99: Fields not known or unspecified	327	1	8	2	30	19	38	102	90	23	14	

(1) Comprising International Standard Classification of Education (ISCED) levels 3, 4 & 5a. See Appendix V for description of codes.

Table E11 - Resident population 12 years of age and over holding a certificate/diploma(1) by sex, broad field of study and educational attainment

Country, Island, Sex and Age (in years)	Total	Educational attainment									University degree or equivalent	Not stated
		Nil + pre-primary	Primary		Lower Secondary		Upper Secondary					
			Std I - VI but not passed CPE	Passed CPE	Forms I - III	Forms I - III Pre- vocational	Forms IV - V but not passed SC	Passed SC or equivalent	Passed HSC or equivalent			
ISLAND OF MAURITIUS												
Male												
All fields of training	40,252	1	699	736	2,003	405	4,315	13,473	14,349	4,182	89	
01: Basic programmes	-	-	-	-	-	-	-	-	-	-	-	
08: Literacy and numeracy	1	-	-	-	-	1	-	-	-	-	-	
09: Personal development	51	-	-	-	1	-	4	14	17	15	-	
14: Teacher training & education science	2,121	-	26	26	29	4	76	701	935	323	1	
21: Arts	1,414	-	17	27	71	7	139	461	562	126	4	
22: Humanities	706	-	17	35	33	2	47	190	223	156	3	
31: Social and behavioural science	238	-	1	-	3	-	7	48	115	64	-	
32: Journalism and information	386	-	3	2	7	-	14	92	201	66	1	
34: Business and administration	9,126	-	45	37	107	6	311	2,557	4,574	1,478	11	
38: Law	291	-	1	-	5	-	5	45	141	94	-	
42: Life sciences	92	-	2	-	-	-	1	14	37	38	-	
44: Physical sciences	149	-	-	1	4	-	4	34	74	32	-	
46: Mathematics and statistics	152	-	-	1	2	-	5	28	77	39	-	
48: Computing	5,054	-	31	36	126	12	441	1,496	2,349	559	4	
52: Engineering and engineering trades	9,228	-	272	295	915	234	1,784	3,700	1,720	294	14	
54: Manufacturing and processing	1,343	-	71	90	153	35	279	520	152	27	16	
58: Architecture and building	2,394	-	69	68	171	55	335	792	749	148	7	
62: Agriculture, forestry & fishery	667	-	22	8	19	1	23	250	239	103	2	
64: Veterinary	14	-	-	-	1	-	2	7	2	2	-	
72: Health	1,867	-	10	14	46	2	84	599	841	267	4	
76: Social services	277	-	-	-	3	-	5	112	99	58	-	
81: Personal services	3,181	1	82	67	244	30	609	1,350	674	116	8	
84: Transport services	359	-	10	13	25	-	30	83	153	45	-	
85: Environmental protection	533	-	4	5	8	-	29	130	266	91	-	
86: Security services	386	-	10	9	12	1	48	180	99	25	2	
99: Fields not known or unspecified	222	-	6	2	18	15	33	70	50	16	12	

(1) Comprising International Standard Classification of Education (ISCED) levels 3, 4 & 5a. See Appendix V for description of codes.

Table E11 - Resident population 12 years of age and over holding a certificate/diploma(1) by sex, broad field of study and educational attainment

Country, Island, Sex and Age (in years)	Total	Educational attainment									University degree or equivalent	Not stated
		Nil + pre-primary	Primary		Lower Secondary		Upper Secondary					
			Std I - VI but not passed CPE	Passed CPE	Forms I - III	Forms I - III Pre- vocational	Forms IV - V but not passed SC	Passed SC or equivalent	Passed HSC or equivalent			
ISLAND OF MAURITIUS												
Female												
All fields of training	33,151	3	326	411	1,120	128	2,615	11,187	14,739	2,581	41	
01: Basic programmes	-	-	-	-	-	-	-	-	-	-	-	
08: Literacy and numeracy	4	-	-	1	-	-	1	1	1	-	-	
09: Personal development	29	-	-	-	1	-	2	9	15	2	-	
14: Teacher training & education science	4,429	-	15	33	53	6	290	1,568	2,117	346	1	
21: Arts	1,301	-	35	49	79	10	135	347	527	118	1	
22: Humanities	1,249	1	17	38	43	-	85	240	554	268	3	
31: Social and behavioural science	215	-	1	1	2	-	4	24	128	54	1	
32: Journalism and information	498	-	1	-	7	-	9	69	334	77	1	
34: Business and administration	10,280	-	26	27	101	1	384	3,594	5,291	843	13	
38: Law	144	-	-	-	1	-	1	9	101	32	-	
42: Life sciences	64	-	-	-	-	-	1	8	31	24	-	
44: Physical sciences	40	-	1	-	-	-	-	5	24	10	-	
46: Mathematics and statistics	125	-	-	-	2	-	2	14	82	25	-	
48: Computing	6,696	1	16	38	160	14	589	2,564	2,940	369	5	
52: Engineering and engineering trades	336	-	16	10	37	14	27	87	115	30	-	
54: Manufacturing and processing	746	-	52	59	108	15	154	233	96	24	5	
58: Architecture and building	126	-	5	4	12	1	4	35	52	13	-	
62: Agriculture, forestry & fishery	80	-	3	3	4	3	4	10	35	18	-	
64: Veterinary	4	-	-	-	-	-	-	1	3	-	-	
72: Health	2,357	-	15	17	65	4	195	958	950	148	5	
76: Social services	339	-	5	8	18	4	45	104	120	35	-	
81: Personal services	3,716	-	115	120	408	51	673	1,223	1,025	97	4	
84: Transport services	109	-	-	-	2	-	2	26	74	5	-	
85: Environmental protection	126	-	1	1	3	-	2	15	73	31	-	
86: Security services	33	-	-	2	2	1	1	11	11	5	-	
99: Fields not known or unspecified	105	1	2	-	12	4	5	32	40	7	2	

(1) Comprising International Standard Classification of Education (ISCED) levels 3, 4 & 5a. See Appendix V for description of codes.

Table E11 - Resident population 12 years of age and over holding a certificate/diploma(1) by sex, broad field of study and educational attainment

Country, Island, Sex and Age (in years)	Total	Educational attainment									
		Nil + pre-primary	Primary		Lower Secondary		Upper Secondary			University degree or equivalent	Not stated
			Std I - VI but not passed CPE	Passed CPE	Forms I - III	Forms I - III Pre- vocational	Forms IV - V but not passed SC	Passed SC or equivalent	Passed HSC or equivalent		

ISLAND OF RODRIGUES

Both sexes

All fields of training	1,898	2	100	57	113	54	181	814	478	97	2
01: Basic programmes	-	-	-	-	-	-	-	-	-	-	-
08: Literacy and numeracy	-	-	-	-	-	-	-	-	-	-	-
09: Personal development	6	-	1	-	-	2	1	1	1	-	-
14: Teacher training & education science	297	1	8	11	5	-	19	146	92	14	1
21: Arts	31	-	3	2	4	-	3	8	9	2	-
22: Humanities	29	-	1	-	2	-	2	6	14	4	-
31: Social and behavioural science	8	-	-	-	-	-	-	3	5	-	-
32: Journalism and information	13	-	-	-	-	-	-	5	8	-	-
34: Business and administration	271	-	3	4	5	-	15	127	83	33	1
38: Law	10	-	-	-	-	-	-	5	2	3	-
42: Life sciences	4	-	-	-	-	-	-	-	2	2	-
44: Physical sciences	12	-	-	-	-	-	-	6	4	2	-
46: Mathematics and statistics	15	-	-	-	-	-	1	2	10	2	-
48: Computing	313	-	5	-	9	3	21	156	110	9	-
52: Engineering and engineering trades	233	-	20	9	33	14	45	89	21	2	-
54: Manufacturing and processing	62	-	6	8	9	11	8	16	1	3	-
58: Architecture and building	109	-	14	4	16	6	21	35	10	3	-
62: Agriculture, forestry & fishery	98	-	15	1	4	6	7	48	10	7	-
64: Veterinary	4	-	-	-	-	-	-	2	1	1	-
72: Health	157	-	3	1	3	-	1	88	58	3	-
76: Social services	19	-	-	1	1	-	1	7	8	1	-
81: Personal services	149	-	19	11	18	6	30	51	10	4	-
84: Transport services	10	-	-	-	1	-	3	1	4	1	-
85: Environmental protection	6	-	-	-	1	-	-	-	5	-	-
86: Security services	28	-	2	4	1	-	2	9	9	1	-
99: Fields not known or unspecified	14	1	-	1	1	6	1	3	1	-	-

(1) Comprising International Standard Classification of Education (ISCED) levels 3, 4 & 5a. See Appendix V for description of codes.

Table E11 - Resident population 12 years of age and over holding a certificate/diploma(1) by sex, broad field of study and educational attainment

Country, Island, Sex and Age (in years)	Total	Educational attainment									University degree or equivalent	Not stated
		Nil + pre-primary	Primary		Lower Secondary		Upper Secondary					
			Std I - VI but not passed CPE	Passed CPE	Forms I - III	Forms I - III Pre- vocational	Forms IV - V but not passed SC	Passed SC or equivalent	Passed HSC or equivalent			
ISLAND OF RODRIGUES												
Male												
All fields of training	1,034	-	61	30	78	39	110	411	240	65	-	
01: Basic programmes	-	-	-	-	-	-	-	-	-	-	-	
08: Literacy and numeracy	-	-	-	-	-	-	-	-	-	-	-	
09: Personal development	3	-	1	-	-	-	1	1	-	-	-	
14: Teacher training & education science	117	-	5	4	1	-	5	59	35	8	-	
21: Arts	21	-	2	1	2	-	2	5	7	2	-	
22: Humanities	9	-	1	-	-	-	1	2	4	1	-	
31: Social and behavioural science	6	-	-	-	-	-	-	2	4	-	-	
32: Journalism and information	3	-	-	-	-	-	-	1	2	-	-	
34: Business and administration	117	-	2	1	3	-	3	50	36	22	-	
38: Law	8	-	-	-	-	-	-	4	2	2	-	
42: Life sciences	3	-	-	-	-	-	-	-	2	1	-	
44: Physical sciences	12	-	-	-	-	-	-	6	4	2	-	
46: Mathematics and statistics	8	-	-	-	-	-	-	2	5	1	-	
48: Computing	97	-	2	-	4	2	4	41	39	5	-	
52: Engineering and engineering trades	219	-	17	9	32	11	43	84	21	2	-	
54: Manufacturing and processing	33	-	3	3	6	11	3	4	1	2	-	
58: Architecture and building	106	-	14	4	15	6	21	34	10	2	-	
62: Agriculture, forestry & fishery	73	-	7	1	2	2	3	41	10	7	-	
64: Veterinary	3	-	-	-	-	-	-	2	1	-	-	
72: Health	74	-	1	-	1	-	1	38	31	2	-	
76: Social services	10	-	-	1	-	-	-	2	7	-	-	
81: Personal services	62	-	4	2	9	2	17	21	3	4	-	
84: Transport services	10	-	-	-	1	-	3	1	4	1	-	
85: Environmental protection	4	-	-	-	1	-	-	-	3	-	-	
86: Security services	28	-	2	4	1	-	2	9	9	1	-	
99: Fields not known or unspecified	8	-	-	-	-	5	1	2	-	-	-	

(1) Comprising International Standard Classification of Education (ISCED) levels 3, 4 & 5a. See Appendix V for description of codes.

Table E11 - Resident population 12 years of age and over holding a certificate/diploma(1) by sex, broad field of study and educational attainment

Country, Island, Sex and Age (in years)	Total	Educational attainment									University degree or equivalent	Not stated
		Nil + pre-primary	Primary		Lower Secondary		Upper Secondary					
			Std I - VI but not passed CPE	Passed CPE	Forms I - III	Forms I - III Pre- vocational	Forms IV - V but not passed SC	Passed SC or equivalent	Passed HSC or equivalent			
ISLAND OF RODRIGUES												
Female												
All fields of training	864	2	39	27	35	15	71	403	238	32	2	
01: Basic programmes	-	-	-	-	-	-	-	-	-	-	-	
08: Literacy and numeracy	-	-	-	-	-	-	-	-	-	-	-	
09: Personal development	3	-	-	-	2	-	-	-	1	-	-	
14: Teacher training & education science	180	1	3	7	4	-	14	87	57	6	1	
21: Arts	10	-	1	1	2	-	1	3	2	-	-	
22: Humanities	20	-	-	-	2	-	1	4	10	3	-	
31: Social and behavioural science	2	-	-	-	-	-	-	1	1	-	-	
32: Journalism and information	10	-	-	-	-	-	-	4	6	-	-	
34: Business and administration	154	-	1	3	2	-	12	77	47	11	1	
38: Law	2	-	-	-	-	-	-	1	-	1	-	
42: Life sciences	1	-	-	-	-	-	-	-	-	1	-	
44: Physical sciences	-	-	-	-	-	-	-	-	-	-	-	
46: Mathematics and statistics	7	-	-	-	-	-	1	-	5	1	-	
48: Computing	216	-	3	-	5	1	17	115	71	4	-	
52: Engineering and engineering trades	14	-	3	-	1	3	2	5	-	-	-	
54: Manufacturing and processing	29	-	3	5	3	-	5	12	-	1	-	
58: Architecture and building	3	-	-	-	1	-	-	1	-	1	-	
62: Agriculture, forestry & fishery	25	-	8	-	2	4	4	7	-	-	-	
64: Veterinary	1	-	-	-	-	-	-	-	-	1	-	
72: Health	83	-	2	1	2	-	-	50	27	1	-	
76: Social services	9	-	-	-	1	-	1	5	1	1	-	
81: Personal services	87	-	15	9	9	4	13	30	7	-	-	
84: Transport services	-	-	-	-	-	-	-	-	-	-	-	
85: Environmental protection	2	-	-	-	-	-	-	-	2	-	-	
86: Security services	-	-	-	-	-	-	-	-	-	-	-	
99: Fields not known or unspecified	6	1	-	1	1	1	-	1	1	-	-	

(1) Comprising International Standard Classification of Education (ISCED) levels 3, 4 & 5a. See Appendix V for description of codes.

Table E12 - Resident population 12 years of age and over not attending school, holding a certificate/diploma(1) by sex, broad field of study and educational attainment

Country, Island, Sex and Age (in years)	Total	Educational attainment									
		Nil + pre-primary	Primary		Lower Secondary		Upper Secondary			University degree or equivalent	Not stated
			Std I - VI but not passed CPE	Passed CPE	Forms I - III	Forms I - III Pre- vocational	Forms IV - V but not passed SC	Passed SC or equivalent	Passed HSC or equivalent		
REPUBLIC OF MAURITIUS											
Both sexes											
All fields of training	69,717	6	1,116	1,196	3,091	546	6,774	24,450	26,201	6,218	119
01: Basic programmes	-	-	-	-	-	-	-	-	-	-	-
08: Literacy and numeracy	5	-	-	1	-	1	1	1	1	-	-
09: Personal development	74	-	-	-	2	2	5	23	26	16	-
14: Teacher training & education science	6,420	1	49	70	85	9	373	2,329	2,874	627	3
21: Arts	2,530	-	53	76	142	17	267	772	981	217	5
22: Humanities	1,772	1	35	73	68	2	120	410	679	378	6
31: Social and behavioural science	428	-	2	1	4	-	11	75	223	111	1
32: Journalism and information	830	-	3	2	11	-	23	165	493	131	2
34: Business and administration	17,843	-	74	68	206	6	688	6,111	8,573	2,097	20
38: Law	413	-	1	-	6	-	6	57	221	122	-
42: Life sciences	149	-	2	-	-	-	2	22	67	56	-
44: Physical sciences	187	-	1	1	4	-	4	45	89	43	-
46: Mathematics and statistics	265	-	-	1	4	-	7	43	149	61	-
48: Computing	10,545	1	52	71	236	19	898	3,855	4,568	839	6
52: Engineering and engineering trades	9,365	-	308	313	968	249	1,792	3,733	1,694	297	11
54: Manufacturing and processing	2,106	-	127	156	268	61	433	748	240	52	21
58: Architecture and building	2,499	-	88	75	195	55	355	824	746	154	7
62: Agriculture, forestry & fishery	827	-	40	12	26	9	34	306	276	122	2
64: Veterinary	22	-	-	-	1	-	2	10	6	3	-
72: Health	4,215	-	28	32	106	6	267	1,605	1,767	396	8
76: Social services	589	-	5	9	20	4	49	214	199	89	-
81: Personal services	6,826	1	213	198	655	86	1,291	2,559	1,617	195	11
84: Transport services	455	-	10	13	27	-	34	106	215	50	-
85: Environmental protection	608	-	5	6	12	-	31	142	300	112	-
86: Security services	430	-	12	15	15	2	48	195	111	30	2
99: Fields not known or unspecified	314	2	8	3	30	18	33	100	86	20	14

(1) Comprising International Standard Classification of Education (ISCED) levels 3, 4 & 5a. See Appendix V for description of codes.

Table E12 - Resident population 12 years of age and over not attending school, holding a certificate/diploma(1) by sex, broad field of study and educational attainment

Country, Island, Sex and Age (in years)	Total	Educational attainment									University degree or equivalent	Not stated
		Nil + pre-primary	Primary		Lower Secondary		Upper Secondary					
			Std I - VI but not passed CPE	Passed CPE	Forms I - III	Forms I - III Pre- vocational	Forms IV - V but not passed SC	Passed SC or equivalent	Passed HSC or equivalent			
REPUBLIC OF MAURITIUS												
Male												
All fields of training	38,498	1	755	760	2,002	414	4,221	13,366	13,020	3,875	84	
01: Basic programmes	-	-	-	-	-	-	-	-	-	-	-	
08: Literacy and numeracy	1	-	-	-	-	1	-	-	-	-	-	
09: Personal development	47	-	-	-	1	4	14	14	14	14	-	
14: Teacher training & education science	2,121	-	31	30	29	4	78	750	892	306	1	
21: Arts	1,328	-	18	28	66	7	135	445	506	119	4	
22: Humanities	655	-	18	35	32	2	40	183	203	139	3	
31: Social and behavioural science	229	-	1	-	2	-	7	50	108	61	-	
32: Journalism and information	366	-	2	2	7	-	14	92	192	56	1	
34: Business and administration	8,384	-	47	38	106	5	304	2,538	3,997	1,338	11	
38: Law	281	-	1	-	5	-	5	47	131	92	-	
42: Life sciences	88	-	2	-	-	-	1	14	37	34	-	
44: Physical sciences	151	-	-	1	4	-	4	40	69	33	-	
46: Mathematics and statistics	149	-	-	1	2	-	5	30	73	38	-	
48: Computing	4,447	-	33	33	99	10	361	1,384	2,019	505	3	
52: Engineering and engineering trades	9,045	-	289	303	930	234	1,765	3,645	1,594	274	11	
54: Manufacturing and processing	1,352	-	74	92	159	46	277	511	148	29	16	
58: Architecture and building	2,374	-	83	71	182	54	351	790	695	141	7	
62: Agriculture, forestry & fishery	729	-	29	9	20	3	26	290	245	105	2	
64: Veterinary	17	-	-	-	1	-	2	9	3	2	-	
72: Health	1,861	-	11	14	42	2	83	620	829	256	4	
76: Social services	270	-	-	1	3	-	5	109	97	55	-	
81: Personal services	3,144	1	84	69	247	32	616	1,339	640	109	7	
84: Transport services	352	-	10	13	25	-	33	82	144	45	-	
85: Environmental protection	496	-	4	5	9	-	29	127	238	84	-	
86: Security services	398	-	12	13	13	1	47	185	100	25	2	
99: Fields not known or unspecified	213	-	6	2	18	13	29	72	46	15	12	

(1) Comprising International Standard Classification of Education (ISCED) levels 3, 4 & 5a. See Appendix V for description of codes.

Table E12 - Resident population 12 years of age and over not attending school, holding a certificate/diploma(1) by sex, broad field of study and educational attainment

Country, Island, Sex and Age (in years)	Total	Educational attainment									University degree or equivalent	Not stated
		Nil + pre-primary	Primary		Lower Secondary		Upper Secondary					
			Std I - VI but not passed CPE	Passed CPE	Forms I - III	Forms I - III Pre- vocational	Forms IV - V but not passed SC	Passed SC or equivalent	Passed HSC or equivalent			
REPUBLIC OF MAURITIUS												
Female												
All fields of training	31,219	5	361	436	1,089	132	2,553	11,084	13,181	2,343	35	
01: Basic programmes	-	-	-	-	-	-	-	-	-	-	-	
08: Literacy and numeracy	4	-	-	1	-	-	1	1	1	-	-	
09: Personal development	27	-	-	-	1	2	1	9	12	2	-	
14: Teacher training & education science	4,299	1	18	40	56	5	295	1,579	1,982	321	2	
21: Arts	1,202	-	35	48	76	10	132	327	475	98	1	
22: Humanities	1,117	1	17	38	36	-	80	227	476	239	3	
31: Social and behavioural science	199	-	1	1	2	-	4	25	115	50	1	
32: Journalism and information	464	-	1	-	4	-	9	73	301	75	1	
34: Business and administration	9,459	-	27	30	100	1	384	3,573	4,576	759	9	
38: Law	132	-	-	-	1	-	1	10	90	30	-	
42: Life sciences	61	-	-	-	-	-	1	8	30	22	-	
44: Physical sciences	36	-	1	-	-	-	-	5	20	10	-	
46: Mathematics and statistics	116	-	-	-	2	-	2	13	76	23	-	
48: Computing	6,098	1	19	38	137	9	537	2,471	2,549	334	3	
52: Engineering and engineering trades	320	-	19	10	38	15	27	88	100	23	-	
54: Manufacturing and processing	754	-	53	64	109	15	156	237	92	23	5	
58: Architecture and building	125	-	5	4	13	1	4	34	51	13	-	
62: Agriculture, forestry & fishery	98	-	11	3	6	6	8	16	31	17	-	
64: Veterinary	5	-	-	-	-	-	-	1	3	1	-	
72: Health	2,354	-	17	18	64	4	184	985	938	140	4	
76: Social services	319	-	5	8	17	4	44	105	102	34	-	
81: Personal services	3,682	-	129	129	408	54	675	1,220	977	86	4	
84: Transport services	103	-	-	-	2	-	1	24	71	5	-	
85: Environmental protection	112	-	1	1	3	-	2	15	62	28	-	
86: Security services	32	-	-	2	2	1	1	10	11	5	-	
99: Fields not known or unspecified	101	2	2	1	12	5	4	28	40	5	2	

(1) Comprising International Standard Classification of Education (ISCED) levels 3, 4 & 5a. See Appendix V for description of codes.

Table E12 - Resident population 12 years of age and over not attending school, holding a certificate/diploma(1) by sex, broad field of study and educational attainment

Country, Island, Sex and Age (in years)	Total	Educational attainment									University degree or equivalent	Not stated
		Nil + pre-primary	Primary		Lower Secondary		Upper Secondary					
			Std I - VI but not passed CPE	Passed CPE	Forms I - III	Forms I - III Pre- vocational	Forms IV - V but not passed SC	Passed SC or equivalent	Passed HSC or equivalent			
ISLAND OF MAURITIUS												
Both sexes												
All fields of training	67,911	4	1,017	1,139	2,982	497	6,600	23,660	25,761	6,133	118	
01: Basic programmes	-	-	-	-	-	-	-	-	-	-	-	
08: Literacy and numeracy	5	-	-	1	-	1	1	1	1	-	-	
09: Personal development	70	-	-	-	2	-	5	22	25	16	-	
14: Teacher training & education science	6,134	-	41	59	80	9	354	2,185	2,790	614	2	
21: Arts	2,502	-	50	74	139	17	264	764	974	215	5	
22: Humanities	1,748	1	34	73	67	2	119	405	666	375	6	
31: Social and behavioural science	421	-	2	1	4	-	11	72	219	111	1	
32: Journalism and information	817	-	3	2	11	-	23	160	485	131	2	
34: Business and administration	17,586	-	71	64	201	6	673	5,990	8,493	2,068	20	
38: Law	403	-	1	-	6	-	6	52	219	119	-	
42: Life sciences	145	-	2	-	-	-	2	22	65	54	-	
44: Physical sciences	175	-	1	1	4	-	4	39	85	41	-	
46: Mathematics and statistics	256	-	-	1	4	-	6	41	144	60	-	
48: Computing	10,266	1	47	71	229	17	882	3,706	4,472	835	6	
52: Engineering and engineering trades	9,135	-	288	304	935	235	1,747	3,647	1,673	295	11	
54: Manufacturing and processing	2,044	-	121	148	259	50	425	732	239	49	21	
58: Architecture and building	2,392	-	74	71	179	49	334	791	736	151	7	
62: Agriculture, forestry & fishery	731	-	25	11	22	4	27	259	266	115	2	
64: Veterinary	18	-	-	-	1	-	2	8	5	2	-	
72: Health	4,058	-	25	31	103	6	266	1,517	1,709	393	8	
76: Social services	571	-	5	8	19	4	48	207	192	88	-	
81: Personal services	6,679	1	194	187	637	80	1,261	2,510	1,607	191	11	
84: Transport services	446	-	10	13	26	-	31	105	212	49	-	
85: Environmental protection	603	-	5	6	11	-	31	142	296	112	-	
86: Security services	403	-	10	11	14	2	46	186	103	29	2	
99: Fields not known or unspecified	303	1	8	2	29	15	32	97	85	20	14	

(1) Comprising International Standard Classification of Education (ISCED) levels 3, 4 & 5a. See Appendix V for description of codes.

Table E12 - Resident population 12 years of age and over not attending school, holding a certificate/diploma(1) by sex, broad field of study and educational attainment

Country, Island, Sex and Age (in years)	Total	Educational attainment									University degree or equivalent	Not stated
		Nil + pre-primary	Primary		Lower Secondary		Upper Secondary					
			Std I - VI but not passed CPE	Passed CPE	Forms I - III	Forms I - III Pre- vocational	Forms IV - V but not passed SC	Passed SC or equivalent	Passed HSC or equivalent			
ISLAND OF MAURITIUS												
Male												
All fields of training	37,509	1	695	730	1,927	378	4,114	12,968	12,796	3,816	84	
01: Basic programmes	-	-	-	-	-	-	-	-	-	-	-	
08: Literacy and numeracy	1	-	-	-	-	1	-	-	-	-	-	
09: Personal development	46	-	-	-	1	4	13	14	14	14	-	
14: Teacher training & education science	2,008	-	26	26	28	4	73	692	859	299	1	
21: Arts	1,309	-	16	27	65	7	133	440	500	117	4	
22: Humanities	647	-	17	35	32	2	40	181	199	138	3	
31: Social and behavioural science	224	-	1	-	2	-	7	48	105	61	-	
32: Journalism and information	363	-	2	2	7	-	14	91	190	56	1	
34: Business and administration	8,272	-	45	37	103	5	301	2,490	3,962	1,318	11	
38: Law	273	-	1	-	5	-	5	43	129	90	-	
42: Life sciences	85	-	2	-	-	-	1	14	35	33	-	
44: Physical sciences	139	-	-	1	4	-	4	34	65	31	-	
46: Mathematics and statistics	143	-	-	1	2	-	5	28	70	37	-	
48: Computing	4,365	-	31	33	97	8	358	1,347	1,985	503	3	
52: Engineering and engineering trades	8,829	-	272	294	898	223	1,722	3,564	1,573	272	11	
54: Manufacturing and processing	1,319	-	71	89	153	35	274	507	147	27	16	
58: Architecture and building	2,270	-	69	67	167	48	330	758	685	139	7	
62: Agriculture, forestry & fishery	656	-	22	8	18	1	23	249	235	98	2	
64: Veterinary	14	-	-	-	1	-	2	7	2	2	-	
72: Health	1,787	-	10	14	41	2	82	582	798	254	4	
76: Social services	261	-	-	-	3	-	5	107	91	55	-	
81: Personal services	3,083	1	80	67	238	30	599	1,319	637	105	7	
84: Transport services	343	-	10	13	24	-	30	81	141	44	-	
85: Environmental protection	493	-	4	5	8	-	29	127	236	84	-	
86: Security services	371	-	10	9	12	1	45	176	92	24	2	
99: Fields not known or unspecified	208	-	6	2	18	11	28	70	46	15	12	

(1) Comprising International Standard Classification of Education (ISCED) levels 3, 4 & 5a. See Appendix V for description of codes.

Table E12 - Resident population 12 years of age and over not attending school, holding a certificate/diploma(1) by sex, broad field of study and educational attainment

Country, Island, Sex and Age (in years)	Total	Educational attainment									University degree or equivalent	Not stated
		Nil + pre-primary	Primary		Lower Secondary		Upper Secondary					
			Std I - VI but not passed CPE	Passed CPE	Forms I - III	Forms I - III Pre- vocational	Forms IV - V but not passed SC	Passed SC or equivalent	Passed HSC or equivalent			
ISLAND OF MAURITIUS												
Female												
All fields of training	30,402	3	322	409	1,055	119	2,486	10,692	12,965	2,317	34	
01: Basic programmes	-	-	-	-	-	-	-	-	-	-	-	
08: Literacy and numeracy	4	-	-	1	-	-	1	1	1	-	-	
09: Personal development	24	-	-	-	1	-	1	9	11	2	-	
14: Teacher training & education science	4,126	-	15	33	52	5	281	1,493	1,931	315	1	
21: Arts	1,193	-	34	47	74	10	131	324	474	98	1	
22: Humanities	1,101	1	17	38	35	-	79	224	467	237	3	
31: Social and behavioural science	197	-	1	1	2	-	4	24	114	50	1	
32: Journalism and information	454	-	1	-	4	-	9	69	295	75	1	
34: Business and administration	9,314	-	26	27	98	1	372	3,500	4,531	750	9	
38: Law	130	-	-	-	1	-	1	9	90	29	-	
42: Life sciences	60	-	-	-	-	-	1	8	30	21	-	
44: Physical sciences	36	-	1	-	-	-	-	5	20	10	-	
46: Mathematics and statistics	113	-	-	-	2	-	1	13	74	23	-	
48: Computing	5,901	1	16	38	132	9	524	2,359	2,487	332	3	
52: Engineering and engineering trades	306	-	16	10	37	12	25	83	100	23	-	
54: Manufacturing and processing	725	-	50	59	106	15	151	225	92	22	5	
58: Architecture and building	122	-	5	4	12	1	4	33	51	12	-	
62: Agriculture, forestry & fishery	75	-	3	3	4	3	4	10	31	17	-	
64: Veterinary	4	-	-	-	-	-	-	1	3	-	-	
72: Health	2,271	-	15	17	62	4	184	935	911	139	4	
76: Social services	310	-	5	8	16	4	43	100	101	33	-	
81: Personal services	3,596	-	114	120	399	50	662	1,191	970	86	4	
84: Transport services	103	-	-	-	2	-	1	24	71	5	-	
85: Environmental protection	110	-	1	1	3	-	2	15	60	28	-	
86: Security services	32	-	-	2	2	1	1	10	11	5	-	
99: Fields not known or unspecified	95	1	2	-	11	4	4	27	39	5	2	

(1) Comprising International Standard Classification of Education (ISCED) levels 3, 4 & 5a. See Appendix V for description of codes.

Table E12 - Resident population 12 years of age and over not attending school, holding a certificate/diploma(1) by sex, broad field of study and educational attainment

Country, Island, Sex and Age (in years)	Total	Educational attainment									University degree or equivalent	Not stated
		Nil + pre-primary	Primary		Lower Secondary		Upper Secondary					
			Std I - VI but not passed CPE	Passed CPE	Forms I - III	Forms I - III Pre- vocational	Forms IV - V but not passed SC	Passed SC or equivalent	Passed HSC or equivalent			

ISLAND OF RODRIGUES

Both sexes

All fields of training	1,806	2	99	57	109	49	174	790	440	85	1
01: Basic programmes	-	-	-	-	-	-	-	-	-	-	-
08: Literacy and numeracy	-	-	-	-	-	-	-	-	-	-	-
09: Personal development	4	-	-	-	-	2	-	1	1	-	-
14: Teacher training & education science	286	1	8	11	5	-	19	144	84	13	1
21: Arts	28	-	3	2	3	-	3	8	7	2	-
22: Humanities	24	-	1	-	1	-	1	5	13	3	-
31: Social and behavioural science	7	-	-	-	-	-	-	3	4	-	-
32: Journalism and information	13	-	-	-	-	-	-	5	8	-	-
34: Business and administration	257	-	3	4	5	-	15	121	80	29	-
38: Law	10	-	-	-	-	-	-	5	2	3	-
42: Life sciences	4	-	-	-	-	-	-	-	2	2	-
44: Physical sciences	12	-	-	-	-	-	-	6	4	2	-
46: Mathematics and statistics	9	-	-	-	-	-	1	2	5	1	-
48: Computing	279	-	5	-	7	2	16	149	96	4	-
52: Engineering and engineering trades	230	-	20	9	33	14	45	86	21	2	-
54: Manufacturing and processing	62	-	6	8	9	11	8	16	1	3	-
58: Architecture and building	107	-	14	4	16	6	21	33	10	3	-
62: Agriculture, forestry & fishery	96	-	15	1	4	5	7	47	10	7	-
64: Veterinary	4	-	-	-	-	-	-	2	1	1	-
72: Health	157	-	3	1	3	-	1	88	58	3	-
76: Social services	18	-	-	1	1	-	1	7	7	1	-
81: Personal services	147	-	19	11	18	6	30	49	10	4	-
84: Transport services	9	-	-	-	1	-	3	1	3	1	-
85: Environmental protection	5	-	-	-	1	-	-	-	4	-	-
86: Security services	27	-	2	4	1	-	2	9	8	1	-
99: Fields not known or unspecified	11	1	-	1	1	3	1	3	1	-	-

(1) Comprising International Standard Classification of Education (ISCED) levels 3, 4 & 5a. See Appendix V for description of codes.

Table E12 - Resident population 12 years of age and over not attending school, holding a certificate/diploma(1) by sex, broad field of study and educational attainment

Country, Island, Sex and Age (in years)	Total	Educational attainment									University degree or equivalent	Not stated
		Nil + pre-primary	Primary		Lower Secondary		Upper Secondary					
			Std I - VI but not passed CPE	Passed CPE	Forms I - III	Forms I - III Pre- vocational	Forms IV - V but not passed SC	Passed SC or equivalent	Passed HSC or equivalent			
ISLAND OF RODRIGUES												
Male												
All fields of training	989	-	60	30	75	36	107	398	224	59	-	
01: Basic programmes	-	-	-	-	-	-	-	-	-	-	-	
08: Literacy and numeracy	-	-	-	-	-	-	-	-	-	-	-	
09: Personal development	1	-	-	-	-	-	-	1	-	-	-	
14: Teacher training & education science	113	-	5	4	1	-	5	58	33	7	-	
21: Arts	19	-	2	1	1	-	2	5	6	2	-	
22: Humanities	8	-	1	-	-	-	-	2	4	1	-	
31: Social and behavioural science	5	-	-	-	-	-	-	2	3	-	-	
32: Journalism and information	3	-	-	-	-	-	-	1	2	-	-	
34: Business and administration	112	-	2	1	3	-	3	48	35	20	-	
38: Law	8	-	-	-	-	-	-	4	2	2	-	
42: Life sciences	3	-	-	-	-	-	-	-	2	1	-	
44: Physical sciences	12	-	-	-	-	-	-	6	4	2	-	
46: Mathematics and statistics	6	-	-	-	-	-	-	2	3	1	-	
48: Computing	82	-	2	-	2	2	3	37	34	2	-	
52: Engineering and engineering trades	216	-	17	9	32	11	43	81	21	2	-	
54: Manufacturing and processing	33	-	3	3	6	11	3	4	1	2	-	
58: Architecture and building	104	-	14	4	15	6	21	32	10	2	-	
62: Agriculture, forestry & fishery	73	-	7	1	2	2	3	41	10	7	-	
64: Veterinary	3	-	-	-	-	-	-	2	1	-	-	
72: Health	74	-	1	-	1	-	1	38	31	2	-	
76: Social services	9	-	-	1	-	-	-	2	6	-	-	
81: Personal services	61	-	4	2	9	2	17	20	3	4	-	
84: Transport services	9	-	-	-	1	-	3	1	3	1	-	
85: Environmental protection	3	-	-	-	1	-	-	-	2	-	-	
86: Security services	27	-	2	4	1	-	2	9	8	1	-	
99: Fields not known or unspecified	5	-	-	-	-	2	1	2	-	-	-	

(1) Comprising International Standard Classification of Education (ISCED) levels 3, 4 & 5a. See Appendix V for description of codes.

Table E12 - Resident population 12 years of age and over not attending school, holding a certificate/diploma(1) by sex, broad field of study and educational attainment

Country, Island, Sex and Age (in years)	Total	Educational attainment									University degree or equivalent	Not stated
		Nil + pre-primary	Primary		Lower Secondary		Upper Secondary					
			Std I - VI but not passed CPE	Passed CPE	Forms I - III	Forms I - III Pre- vocational	Forms IV - V but not passed SC	Passed SC or equivalent	Passed HSC or equivalent			
ISLAND OF RODRIGUES												
Female												
All fields of training	817	2	39	27	34	13	67	392	216	26	1	
01: Basic programmes	-	-	-	-	-	-	-	-	-	-	-	
08: Literacy and numeracy	-	-	-	-	-	-	-	-	-	-	-	
09: Personal development	3	-	-	-	2	-	-	-	1	-	-	
14: Teacher training & education science	173	1	3	7	4	-	14	86	51	6	1	
21: Arts	9	-	1	1	2	-	1	3	1	-	-	
22: Humanities	16	-	-	-	1	-	-	3	9	2	-	
31: Social and behavioural science	2	-	-	-	-	-	-	1	1	-	-	
32: Journalism and information	10	-	-	-	-	-	-	4	6	-	-	
34: Business and administration	145	-	1	3	2	-	12	73	45	9	-	
38: Law	2	-	-	-	-	-	-	1	-	1	-	
42: Life sciences	1	-	-	-	-	-	-	-	-	1	-	
44: Physical sciences	-	-	-	-	-	-	-	-	-	-	-	
46: Mathematics and statistics	3	-	-	-	-	-	1	-	2	-	-	
48: Computing	197	-	3	-	5	-	13	112	62	2	-	
52: Engineering and engineering trades	14	-	3	-	1	3	2	5	-	-	-	
54: Manufacturing and processing	29	-	3	5	3	-	5	12	-	1	-	
58: Architecture and building	3	-	-	-	1	-	-	1	-	1	-	
62: Agriculture, forestry & fishery	23	-	8	-	2	3	4	6	-	-	-	
64: Veterinary	1	-	-	-	-	-	-	-	-	1	-	
72: Health	83	-	2	1	2	-	-	50	27	1	-	
76: Social services	9	-	-	-	1	-	1	5	1	1	-	
81: Personal services	86	-	15	9	9	4	13	29	7	-	-	
84: Transport services	-	-	-	-	-	-	-	-	-	-	-	
85: Environmental protection	2	-	-	-	-	-	-	-	2	-	-	
86: Security services	-	-	-	-	-	-	-	-	-	-	-	
99: Fields not known or unspecified	6	1	-	1	1	1	-	1	1	-	-	

(1) Comprising International Standard Classification of Education (ISCED) levels 3, 4 & 5a. See Appendix V for description of codes.

Map of Island of Mauritius showing Municipal and Village Council Areas by District

Legend



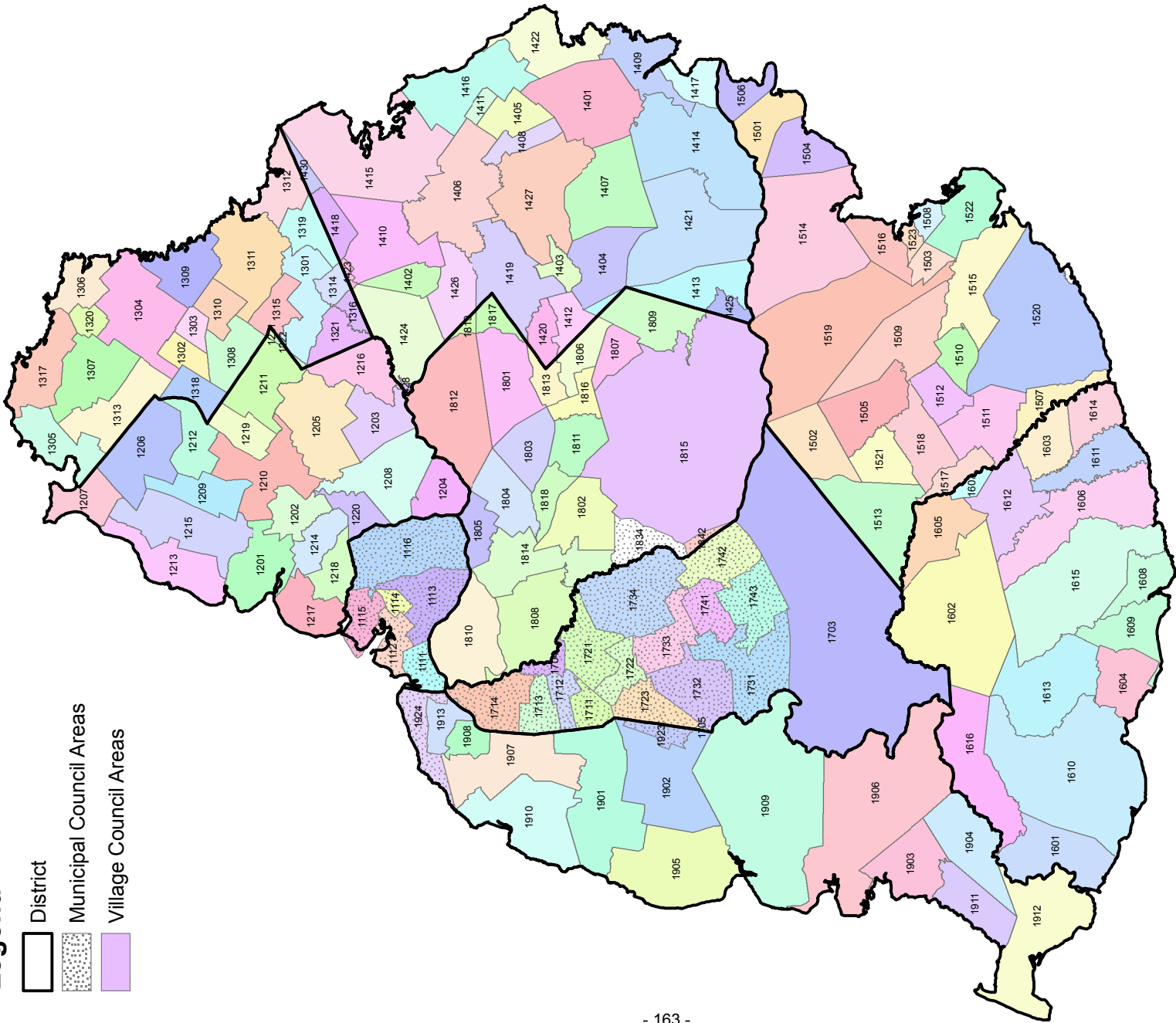
District



Municipal Council Areas



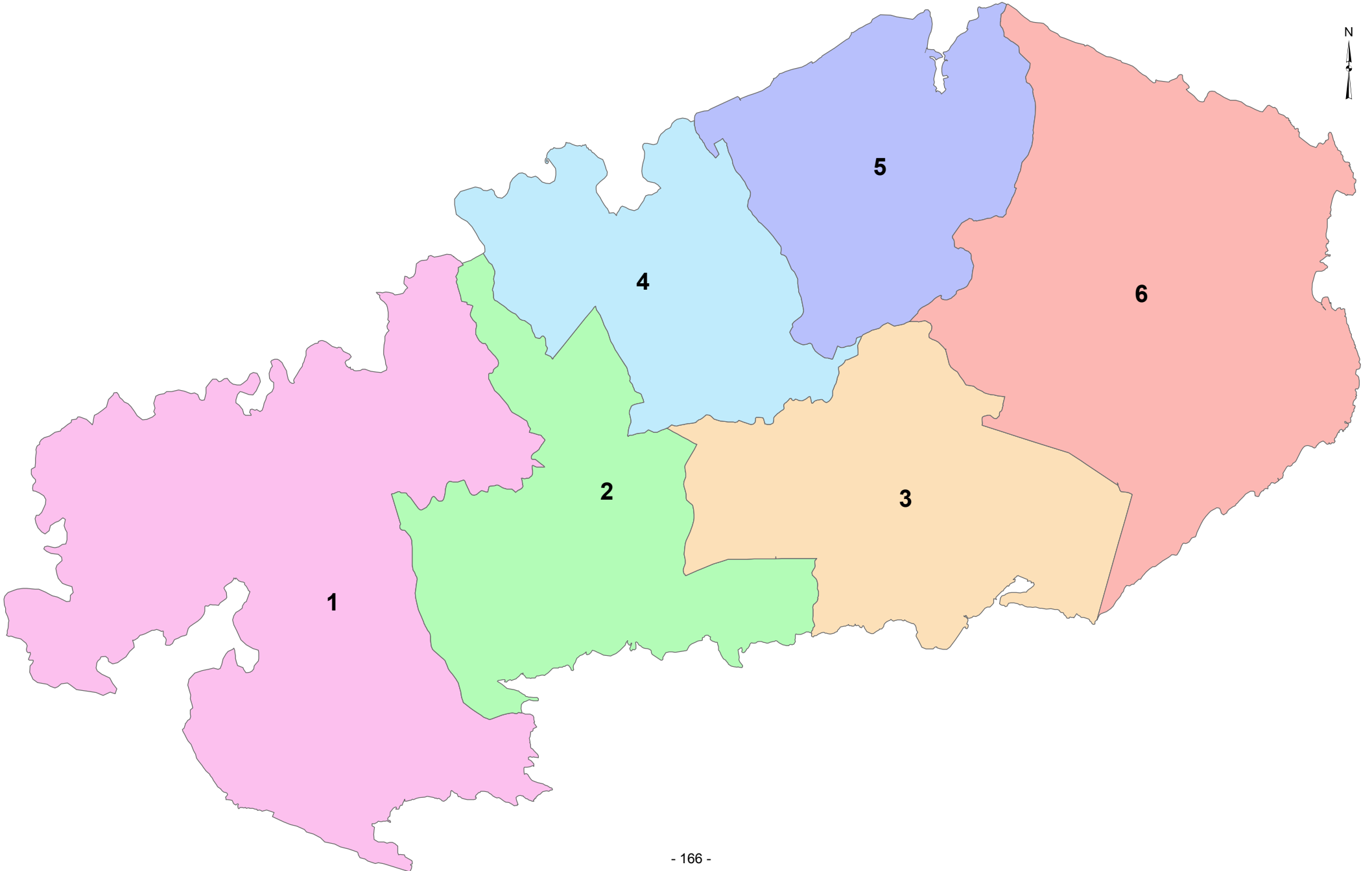
Village Council Areas



Description of codes of Municipal and Village Council Areas shown at Appendix I

Code	Region	Code	Region	Code	Region	Code	Region
	<i>District of Port Louis</i>		<i>District of Pamplemousses (contd)</i>		<i>District of Rivière du Rempart (contd)</i>		<i>District of Flacq (contd)</i>
1111	Town of Port-Louis - Ward 1- East (West in Black River district)	1220	Notre Dame VCA	1319	Plaines des Roches VCA - North (South in Flacq district)	1420	St. Julien d'Hotman VCA - East (West in Moka district)
1112	Town of Port-Louis - Ward 2	1221	Amitié VCA - West (East in Rivière du Rempart district)	1320	Roche Terre VCA	1421	Sébastopol VCA
1113	Town of Port-Louis - Ward 3	1222	Belle Vue Maurel VCA - North (South in Rivière du Rempart district)	1321	Villebague VCA - East (West in Pamplemousses district & South in Flacq district)	1422	Trou d'Eau Douce VCA
1114	Town of Port-Louis - Ward 4		<i>District of Rivière du Rempart</i>		<i>District of Flacq</i>	1423	Amaury VCA - South (North in Rivière du Rempart district)
1115	Town of Port-Louis - Ward 5	1301	Belle Vue Maurel VCA - South (North in Pamplemousses district)	1401	Bel Air Rivière Sèche VCA	1424	Brisée Verdrière VCA - South (North in Rivière du Rempart district)
1116	Town of Port-Louis - Ward 6	1302	Cottage VCA	1402	Bon Accueil VCA	1425	Dubreuil VCA - East (West in Moka district)
	<i>District of Pamplemousses</i>	1303	Espérance Trébuchet VCA	1403	Camp de Masque VCA	1426	Lalmatie VCA - East (West in Moka district)
1201	Arsenal VCA	1304	Goodlands VCA	1404	Camp de Masque Pavé VCA	1427	Queen Victoria VCA
1202	Calebasses VCA	1305	Grand Baie VCA - East (West in Pamplemousses district)	1405	Camp Ithier VCA	1428	Villebague VCA - South (East in Rivière du Rempart district & West in Pamplemousses district)
1203	Congomah VCA	1306	Grand Gaube VCA	1406	Centre de Flacq VCA	1430	Roches Noires VCA - South (North in Rivière du Rempart district)
1204	Crève Coeur VCA	1307	Petit Raffray VCA	1407	Clémencia VCA		<i>District of Grand Port</i>
1205	D'Épinay VCA	1308	Piton VCA - East (West in Pamplemousses district)	1408	Écroignard VCA	1501	Bambous Virieux VCA
1206	Fond du Sac VCA	1309	Poudre d'Or VCA	1409	Grand River South East VCA	1502	Bananes VCA
1207	Grand Baie VCA - West (East in Rivière du Rempart district)	1310	Poudre d'Or Hamlet VCA	1410	Laventure VCA	1503	Grand Bel Air VCA
1208	Long Mountain VCA	1311	Rivière du Rempart VCA	1411	Mare la Chau VCA	1504	Bois des Amourettes VCA
1209	Morcellement St. André VCA	1312	Roches Noires VCA - North (South in Flacq District)	1412	Médine Camp de Masque VCA - East (West in Moka district)	1505	Cluny VCA
1210	Pamplemousses VCA	1313	The Vale VCA	1413	Montagne Blanche VCA - East (West in Moka district)	1506	Grand Sable VCA
1211	Piton VCA - West (East in Rivière du Rempart District)	1314	Amaury VCA - North (South in Flacq district)	1414	Olivia VCA	1507	L'Escalier VCA - East (West in Savanne district)
1212	Plaine des Papayes VCA	1315	Amitié VCA - East (West in Pamplemousses district)	1415	Poste de Flacq VCA	1508	Mahébourg VCA
1213	Pointe aux Piments VCA	1316	Brisée Verdrière VCA - North (South in Flacq district)	1416	Quatre Cocos VCA	1509	Mare Chicose VCA
1214	Terre Rouge VCA	1317	Cap Malheureux VCA	1417	Quatre Soeurs VCA	1510	Mare d'Albert VCA
1215	Triolet VCA	1318	Mapou VCA - North (South in Pamplemousses district)	1418	Plaines des Roches VCA - South (North in Rivière du Rempart district)	1511	Mare Tabac VCA
1216	Villebague VCA - West (East in Rivière du Rempart district & South in Flacq district)			1419	St. Julien (Haut de Flacq) VCA - East (West in Moka district)	1512	New Grove VCA
1217	Baie du Tombeau VCA					1513	Nouvelle France VCA
1218	Le Hochet VCA						
1219	Mapou VCA - South (North in Rivière du Rempart district)						

Map of Island of Rodrigues showing six local regions



List of localities within each local region defined for Rodrigues

Region 1	Region 2	Region 3	Region 4	Region 5	Region 6
Anse Nicholas	Anse Baleine	Bassin Cabri	Acacia	Anse Aux Anglais	Anse Ally
Anse Quitor (Corail)	Anse Raffin	Bassin Gallard	Allée Tamarin	Baie Lascars	Anse Femie
Baie Du Nord	Anse Tamarin	Bois D'Olive	Baie Diamant	Baladirou	Balidirou
Baie Lascars (West)	Baie Malgache	Canary	Baie Malgache	Camp Baptiste	Bassin Banane
Baie Manioc	Barrage	Canne Paul	Barrage	Camp Du Roi	Batatran
Baie Pistache	Bigarade	Citron Donis	Camp Du Roi	Caverne Provert	Bel Air
Baie Topaze	Citron Donis	Dans Bégué	Dans Samy	Champs	Brulé
Bengélique	Citron	Eau Claire	Jardin Mamzelle	Citronelle	Chateau D'Eau
Camp Pintade	Dans Samy	Eau Vannée	La Bonté	Sygangues	Coromandel
Cascade Jean Louis	Deux Montagnes	Lataniers	Les Choux	Dans Bébé	Dans Azie
Caverne Patate	Grand Var	Malartic	L'Union	Désiré	Décidé
Corail	Ile Michel	Mont Lubin	Malabar	Fond La Digue	Fumier
Eau Verte	La Ferme	Montagne Bois Noir	Malartic	Grand Baie	Grande Montagne
Grand La Fouche (Corail)	La Fouche Corail	Montagne Chérie	Mon Chérie	Crève Coeur	Graviers
Grand La Fouche (Mangue)	Mangues	Nassola	Montagne Charlot	Jentac	Crève Coeur
La Ferme	Maréchal	Palissade Ternel	Montagne Cimetièrre	Malabar	Montagne Cabris (South)
Les Salines	Mont Cabris	Parc Martin	Montagne Tonnerre	Mont Lubin	Montagne Goyaves
Limon	Papayes	Parc Tortue	Mourouk	Montagne Charlot	Nassola
Mangues	Petit Gabriel	Pavillon	Baie aux Huitres	Montagne Fanal	Nouvelle Decouverte
Manique	Petite Butte	Petit Gabriel	Petit Gabriel	Montagne Goyaves	Oranges
Montagne Croupier	Quatre Vents	Pompée	Pointe L'Herbe	Morico	Palissade Ternel
Montagne Du Sable	Rivière Cocos	Port Sud Est	Pointe Monnier	Oranges	Patate Théophile
Montagne Plate	Tamarin	Sainte Famille	Quatre Vents	Port Mathurin	Paté Reynieux
Montagne Travers		Saint Gabriel	Soupir	Roseaux	Petit Brulé
Patate		Tambes		Solitude	Petits Graviers
Petite Butte		Var Brulé		Soupir	Pointe Cotton
Piments				Terre Rouge	Rivière Banane
Pistache				Vainqueur	Roche Bon Dieu
Plaine Caverne				Vangar	Saint D'Or
Plaine Corail					Saint Francois
Plaine Mapou					Saponnaire
Reposoir					St Louis
Vangasailles					Tambes
Vingt Tours					Tasman
					Trèfles
					Trois Soleils
					Vainqueur

Description of International Standard Classification of Education (ISCED-97) codes by level

ISCED LEVEL	DESCRIPTION
0	Pre-primary education
1	Primary education - <i>Standard 1 to CPE</i>
2	Lower Secondary education - <i>Form I to III; academic and pre-vocational</i>
3	Upper Secondary education - <i>Form IV to HSC and NTC Level 3</i>
4	Post-secondary non-tertiary education - <i>NTC Level 2</i>
5a	First Stage of Tertiary education (provides sufficient qualifications for gaining entry into advanced research programmes and professions with high skills requirements) - <i>Diploma</i>
5b	First Stage of Tertiary education (provides practical oriented/occupationally specific training, the successful completion of which usually provides the participants with a labour-market relevant qualification) - <i>Degree and Masters Degree</i>
6	Second Stage of Tertiary education (leading to an advanced research qualification) - <i>Mphil and PhD</i>

CPE: Certificate of Primary Education

SC: School Certificate

HSC: Higher School Certificate

NTC: National Trade Certificate

IN STRICT CONFIDENCE



REPUBLIC OF MAURITIUS
 MINISTRY OF FINANCE & ECONOMIC DEVELOPMENT
 CENTRAL STATISTICS OFFICE
 POPULATION CENSUS (Night 3 - 4 July 2011)



Completion of the Questionnaire

Confidentiality


The census is being carried out under the Statistics Act 2000 which guarantees the confidentiality of personal information.

Who should be counted in this questionnaire?

- All persons present in the household on the Census night 3 - 4 July 2011 whether they are members of the household, visitors, guests, boarders or servants.
- All persons who usually live in the household but were away on census night.
- All persons who arrive on the premises and join the household on Monday 4 July 2011 without having been enumerated elsewhere.

How to complete the questionnaire?

1. Use a **BLACK** ballpoint pen of 0.7 mm diameter.
2. Shade check boxes like this



3. If you make a mistake, cross out the wrongly shaded check box, shade the appropriate box and circle it.



4. Write legibly in **CAPITAL** letters and keep each letter within 1 box; only leave a box to keep a space between words

SECONDARY EDUCATION

5. If you make a mistake, darken totally the wrong entries and continue the entries like this:

PRIMARY

Name, Address and Particulars of Household

G/DIST	MVCA	EA	BLOCK NO.	BUILDING NO.	HU NO.	HH NO.	HH TP	I. No. of Persons - Housing Census:			
								Total	Male	Female	
SURNAME											
OTHER NAMES											
NAME OF APARTMENT/FLAT											
NO. & STREET/ROAD/LANE											
LOCALITY											
TOWN/VILLAGE											
iv. Number of questionnaires completed for this household:									v. Barcode of the first questionnaire for this household:		
<input type="checkbox"/> Remarks: Name of Enumerator:								Signature of the Enumerator: Enumerator ID:			

COMPLETE A LINE FOR EVERY PERSON PRESENT ON CENSUS NIGHT (3 - 4 JULY 2011) AND ALSO FOR EVERY PERSON WHO USUALLY LIVES IN THE HOUSEHOLD BUT WAS ABSENT ON CENSUS NIGHT

P01 Person Number	P02A i Surname ii Other names	P02B National ID Card Number	P03 Relationship to head	P04 Sex	P05 Age	P06 Date of birth
	Write the (i) surname and (ii) other names in the following order: Head of household Spouse of head Unmarried children of head Married children of head and their families Other relatives of head Other persons	Write the ID number. (applicable for Mauritian citizens)	State if: 1 Head 2 Spouse 3 Son/Daughter 4 Son-in-law/ Daughter-in-law 5 Grand child 6 Father/Mother of head 7 Other relative of head 8 Non relative of head	State if: M: Male F: Female	Write the age in completed years.	Write the day, month and year of birth.
	BABIES MUST BE INCLUDED					
<input type="text"/>	i <input type="text"/> ii <input type="text"/>	<input type="text"/>	<input type="text"/> 1 2 3 4 5 6 7 8	<input type="text"/> M F	<input type="text"/>	<input type="text"/> DD MM YYYY
<input type="text"/>	i <input type="text"/> ii <input type="text"/>	<input type="text"/>	<input type="text"/> 1 2 3 4 5 6 7 8	<input type="text"/> M F	<input type="text"/>	<input type="text"/> DD MM YYYY
<input type="text"/>	i <input type="text"/> ii <input type="text"/>	<input type="text"/>	<input type="text"/> 1 2 3 4 5 6 7 8	<input type="text"/> M F	<input type="text"/>	<input type="text"/> DD MM YYYY
<input type="text"/>	i <input type="text"/> ii <input type="text"/>	<input type="text"/>	<input type="text"/> 1 2 3 4 5 6 7 8	<input type="text"/> M F	<input type="text"/>	<input type="text"/> DD MM YYYY
<input type="text"/>	i <input type="text"/> ii <input type="text"/>	<input type="text"/>	<input type="text"/> 1 2 3 4 5 6 7 8	<input type="text"/> M F	<input type="text"/>	<input type="text"/> DD MM YYYY
<input type="text"/>	i <input type="text"/> ii <input type="text"/>	<input type="text"/>	<input type="text"/> 1 2 3 4 5 6 7 8	<input type="text"/> M F	<input type="text"/>	<input type="text"/> DD MM YYYY
<input type="text"/>	i <input type="text"/> ii <input type="text"/>	<input type="text"/>	<input type="text"/> 1 2 3 4 5 6 7 8	<input type="text"/> M F	<input type="text"/>	<input type="text"/> DD MM YYYY
<input type="text"/>	i <input type="text"/> ii <input type="text"/>	<input type="text"/>	<input type="text"/> 1 2 3 4 5 6 7 8	<input type="text"/> M F	<input type="text"/>	<input type="text"/> DD MM YYYY

P01 Person Number	P07A Citizenship	P08 Whereabouts as Census night	P09A P09B Usual address
	<p>State if the person's citizenship is:</p> <p>If non-Mauritian, specify the country of citizenship.</p> <p>1 Mauritan, born in Island of Mauritius 2 Mauritian, born in Rodrigues 3 Mauritian, born in Diego Garcia/Chagos 4 Mauritian, born in Agalega/St. Brandon 5 Mauritian by descent 6 Mauritian by registration 7 Mauritian by naturalisation 8 Non-Mauritian</p>	<p>State If:</p> <p>1 Here 2 Elsewhere in the Republic of Mauritius 3 Outside the Republic of Mauritius</p>	<p>State If usual address is:</p> <p>1 Here 2 Elsewhere in the Republic of Mauritius 3 Outside the Republic of Mauritius</p> <p>If usual address is «Here» go to P10A</p> <p>For persons whose usual address is not «Here». Write the person's usual address. For persons on visit to Mauritius, write the country of residence.</p>
<input type="text"/> <input type="text"/> <input type="text"/>	<input type="text"/> <input type="text"/> <input type="text"/> <input type="text"/> <input type="text"/> <input type="text"/> <input type="text"/> <input type="text"/> <input type="text"/> 1 2 3 4 5 6 7 8	<input type="text"/> <input type="text"/> <input type="text"/> 1 2 3	<input type="text"/> <input type="text"/> <input type="text"/> <input type="text"/> <input type="text"/> <input type="text"/> <input type="text"/> <input type="text"/> <input type="text"/> 1 2 3 1 2 3
<input type="text"/> <input type="text"/> <input type="text"/>	<input type="text"/> <input type="text"/> <input type="text"/> <input type="text"/> <input type="text"/> <input type="text"/> <input type="text"/> <input type="text"/> <input type="text"/> 1 2 3 4 5 6 7 8	<input type="text"/> <input type="text"/> <input type="text"/> 1 2 3	<input type="text"/> <input type="text"/> <input type="text"/> <input type="text"/> <input type="text"/> <input type="text"/> <input type="text"/> <input type="text"/> <input type="text"/> 1 2 3 1 2 3
<input type="text"/> <input type="text"/> <input type="text"/>	<input type="text"/> <input type="text"/> <input type="text"/> <input type="text"/> <input type="text"/> <input type="text"/> <input type="text"/> <input type="text"/> <input type="text"/> 1 2 3 4 5 6 7 8	<input type="text"/> <input type="text"/> <input type="text"/> 1 2 3	<input type="text"/> <input type="text"/> <input type="text"/> <input type="text"/> <input type="text"/> <input type="text"/> <input type="text"/> <input type="text"/> <input type="text"/> 1 2 3 1 2 3
<input type="text"/> <input type="text"/> <input type="text"/>	<input type="text"/> <input type="text"/> <input type="text"/> <input type="text"/> <input type="text"/> <input type="text"/> <input type="text"/> <input type="text"/> <input type="text"/> 1 2 3 4 5 6 7 8	<input type="text"/> <input type="text"/> <input type="text"/> 1 2 3	<input type="text"/> <input type="text"/> <input type="text"/> <input type="text"/> <input type="text"/> <input type="text"/> <input type="text"/> <input type="text"/> <input type="text"/> 1 2 3 1 2 3
<input type="text"/> <input type="text"/> <input type="text"/>	<input type="text"/> <input type="text"/> <input type="text"/> <input type="text"/> <input type="text"/> <input type="text"/> <input type="text"/> <input type="text"/> <input type="text"/> 1 2 3 4 5 6 7 8	<input type="text"/> <input type="text"/> <input type="text"/> 1 2 3	<input type="text"/> <input type="text"/> <input type="text"/> <input type="text"/> <input type="text"/> <input type="text"/> <input type="text"/> <input type="text"/> <input type="text"/> 1 2 3 1 2 3
<input type="text"/> <input type="text"/> <input type="text"/>	<input type="text"/> <input type="text"/> <input type="text"/> <input type="text"/> <input type="text"/> <input type="text"/> <input type="text"/> <input type="text"/> <input type="text"/> 1 2 3 4 5 6 7 8	<input type="text"/> <input type="text"/> <input type="text"/> 1 2 3	<input type="text"/> <input type="text"/> <input type="text"/> <input type="text"/> <input type="text"/> <input type="text"/> <input type="text"/> <input type="text"/> <input type="text"/> 1 2 3 1 2 3
<input type="text"/> <input type="text"/> <input type="text"/>	<input type="text"/> <input type="text"/> <input type="text"/> <input type="text"/> <input type="text"/> <input type="text"/> <input type="text"/> <input type="text"/> <input type="text"/> 1 2 3 4 5 6 7 8	<input type="text"/> <input type="text"/> <input type="text"/> 1 2 3	<input type="text"/> <input type="text"/> <input type="text"/> <input type="text"/> <input type="text"/> <input type="text"/> <input type="text"/> <input type="text"/> <input type="text"/> 1 2 3 1 2 3
<input type="text"/> <input type="text"/> <input type="text"/>	<input type="text"/> <input type="text"/> <input type="text"/> <input type="text"/> <input type="text"/> <input type="text"/> <input type="text"/> <input type="text"/> <input type="text"/> 1 2 3 4 5 6 7 8	<input type="text"/> <input type="text"/> <input type="text"/> 1 2 3	<input type="text"/> <input type="text"/> <input type="text"/> <input type="text"/> <input type="text"/> <input type="text"/> <input type="text"/> <input type="text"/> <input type="text"/> 1 2 3 1 2 3

P01 Person Number	P10A Place of residence	P10B Place of residence	P10C Reason for living abroad	P10D Reason for staying in the Republic of Mauritius	P11A Usual address 5 years ago (on 03.07.2006)	P11B Usual address 5 years ago (on 03.07.2006)
	State if the person lived in the Republic of Mauritius continuously for the <u>past</u> 12 months. Y: Yes N: No If «Yes» go to P11A	State if the person intends to live in the Republic of Mauritius continuously for <u>at least</u> 12 months. Y: Yes N: No If «Yes» go to P11A	For Mauritian citizens who replied «No» at both P10A and P10B, state if: 1. Working abroad 2. Studying abroad 3. On medical treatment 4. Other	For non-Mauritian citizens who replied «No» at both P10A and P10B, state if: 1. Working 2. Studying 3. On medical treatment 4. Other STOP HERE if «On medical treatment» or «Other»	State if: 1. Here 2. Elsewhere in the Republic of Mauritius 3. Outside the Republic of Mauritius 4. Not born	If usual address 5 years ago is elsewhere in the Republic of Mauritius, write the person's address. If usual address 5 years ago is outside the Republic of Mauritius, write the country. If usual address 5 years ago is «Here» or «Not born», leave blank.
<input type="text"/>	<input type="radio"/> Y <input type="radio"/> N	<input type="radio"/> Y <input type="radio"/> N	<input type="radio"/> 1 <input type="radio"/> 2 <input type="radio"/> 3 <input type="radio"/> 4	<input type="radio"/> 1 <input type="radio"/> 2 <input type="radio"/> 3 <input type="radio"/> 4	<input type="radio"/> 1 <input type="radio"/> 2 <input type="radio"/> 3 <input type="radio"/> 4	<input type="text"/>
<input type="text"/>	<input type="radio"/> Y <input type="radio"/> N	<input type="radio"/> Y <input type="radio"/> N	<input type="radio"/> 1 <input type="radio"/> 2 <input type="radio"/> 3 <input type="radio"/> 4	<input type="radio"/> 1 <input type="radio"/> 2 <input type="radio"/> 3 <input type="radio"/> 4	<input type="radio"/> 1 <input type="radio"/> 2 <input type="radio"/> 3 <input type="radio"/> 4	<input type="text"/>
<input type="text"/>	<input type="radio"/> Y <input type="radio"/> N	<input type="radio"/> Y <input type="radio"/> N	<input type="radio"/> 1 <input type="radio"/> 2 <input type="radio"/> 3 <input type="radio"/> 4	<input type="radio"/> 1 <input type="radio"/> 2 <input type="radio"/> 3 <input type="radio"/> 4	<input type="radio"/> 1 <input type="radio"/> 2 <input type="radio"/> 3 <input type="radio"/> 4	<input type="text"/>
<input type="text"/>	<input type="radio"/> Y <input type="radio"/> N	<input type="radio"/> Y <input type="radio"/> N	<input type="radio"/> 1 <input type="radio"/> 2 <input type="radio"/> 3 <input type="radio"/> 4	<input type="radio"/> 1 <input type="radio"/> 2 <input type="radio"/> 3 <input type="radio"/> 4	<input type="radio"/> 1 <input type="radio"/> 2 <input type="radio"/> 3 <input type="radio"/> 4	<input type="text"/>
<input type="text"/>	<input type="radio"/> Y <input type="radio"/> N	<input type="radio"/> Y <input type="radio"/> N	<input type="radio"/> 1 <input type="radio"/> 2 <input type="radio"/> 3 <input type="radio"/> 4	<input type="radio"/> 1 <input type="radio"/> 2 <input type="radio"/> 3 <input type="radio"/> 4	<input type="radio"/> 1 <input type="radio"/> 2 <input type="radio"/> 3 <input type="radio"/> 4	<input type="text"/>
<input type="text"/>	<input type="radio"/> Y <input type="radio"/> N	<input type="radio"/> Y <input type="radio"/> N	<input type="radio"/> 1 <input type="radio"/> 2 <input type="radio"/> 3 <input type="radio"/> 4	<input type="radio"/> 1 <input type="radio"/> 2 <input type="radio"/> 3 <input type="radio"/> 4	<input type="radio"/> 1 <input type="radio"/> 2 <input type="radio"/> 3 <input type="radio"/> 4	<input type="text"/>
<input type="text"/>	<input type="radio"/> Y <input type="radio"/> N	<input type="radio"/> Y <input type="radio"/> N	<input type="radio"/> 1 <input type="radio"/> 2 <input type="radio"/> 3 <input type="radio"/> 4	<input type="radio"/> 1 <input type="radio"/> 2 <input type="radio"/> 3 <input type="radio"/> 4	<input type="radio"/> 1 <input type="radio"/> 2 <input type="radio"/> 3 <input type="radio"/> 4	<input type="text"/>

P01 Person Number	P12 A State if the person has any difficulty to perform a daily-life activity considered normal for his/her age. Y: Yes N: No If «No» go to P13	P12B Disability									
		A Seeing even if wearing glasses	B Hearing even if using a hearing aid	C Walking or climbing stairs	D Remembering, concentrating or acquiring education and learning	E Looking after oneself with regard to feeding, personal care and hygiene	F Speaking and talking	G Manual activities such as gripping and holding	H Disturbances of behaviour, including antisocial behaviour, maladjustment and liability to self injury	I Other difficulties, specify	
<input type="checkbox"/> <input type="checkbox"/> <input type="checkbox"/>	<input type="checkbox"/> <input type="checkbox"/> Y N	<input type="checkbox"/> <input type="checkbox"/> <input type="checkbox"/> 1 2 3	<input type="checkbox"/> <input type="checkbox"/> <input type="checkbox"/> 1 2 3	<input type="checkbox"/> <input type="checkbox"/> <input type="checkbox"/> 1 2 3	<input type="checkbox"/> <input type="checkbox"/> <input type="checkbox"/> 1 2 3	<input type="checkbox"/> <input type="checkbox"/> <input type="checkbox"/> 1 2 3	<input type="checkbox"/> <input type="checkbox"/> <input type="checkbox"/> 1 2 3	<input type="checkbox"/> <input type="checkbox"/> <input type="checkbox"/> 1 2 3	<input type="checkbox"/> <input type="checkbox"/> <input type="checkbox"/> 1 2 3	<input type="checkbox"/> <input type="checkbox"/> <input type="checkbox"/> 1 2 3	
<input type="checkbox"/> <input type="checkbox"/> <input type="checkbox"/>	<input type="checkbox"/> <input type="checkbox"/> Y N	<input type="checkbox"/> <input type="checkbox"/> <input type="checkbox"/> 1 2 3	<input type="checkbox"/> <input type="checkbox"/> <input type="checkbox"/> 1 2 3	<input type="checkbox"/> <input type="checkbox"/> <input type="checkbox"/> 1 2 3	<input type="checkbox"/> <input type="checkbox"/> <input type="checkbox"/> 1 2 3	<input type="checkbox"/> <input type="checkbox"/> <input type="checkbox"/> 1 2 3	<input type="checkbox"/> <input type="checkbox"/> <input type="checkbox"/> 1 2 3	<input type="checkbox"/> <input type="checkbox"/> <input type="checkbox"/> 1 2 3	<input type="checkbox"/> <input type="checkbox"/> <input type="checkbox"/> 1 2 3	<input type="checkbox"/> <input type="checkbox"/> <input type="checkbox"/> 1 2 3	
<input type="checkbox"/> <input type="checkbox"/> <input type="checkbox"/>	<input type="checkbox"/> <input type="checkbox"/> Y N	<input type="checkbox"/> <input type="checkbox"/> <input type="checkbox"/> 1 2 3	<input type="checkbox"/> <input type="checkbox"/> <input type="checkbox"/> 1 2 3	<input type="checkbox"/> <input type="checkbox"/> <input type="checkbox"/> 1 2 3	<input type="checkbox"/> <input type="checkbox"/> <input type="checkbox"/> 1 2 3	<input type="checkbox"/> <input type="checkbox"/> <input type="checkbox"/> 1 2 3	<input type="checkbox"/> <input type="checkbox"/> <input type="checkbox"/> 1 2 3	<input type="checkbox"/> <input type="checkbox"/> <input type="checkbox"/> 1 2 3	<input type="checkbox"/> <input type="checkbox"/> <input type="checkbox"/> 1 2 3	<input type="checkbox"/> <input type="checkbox"/> <input type="checkbox"/> 1 2 3	
<input type="checkbox"/> <input type="checkbox"/> <input type="checkbox"/>	<input type="checkbox"/> <input type="checkbox"/> Y N	<input type="checkbox"/> <input type="checkbox"/> <input type="checkbox"/> 1 2 3	<input type="checkbox"/> <input type="checkbox"/> <input type="checkbox"/> 1 2 3	<input type="checkbox"/> <input type="checkbox"/> <input type="checkbox"/> 1 2 3	<input type="checkbox"/> <input type="checkbox"/> <input type="checkbox"/> 1 2 3	<input type="checkbox"/> <input type="checkbox"/> <input type="checkbox"/> 1 2 3	<input type="checkbox"/> <input type="checkbox"/> <input type="checkbox"/> 1 2 3	<input type="checkbox"/> <input type="checkbox"/> <input type="checkbox"/> 1 2 3	<input type="checkbox"/> <input type="checkbox"/> <input type="checkbox"/> 1 2 3	<input type="checkbox"/> <input type="checkbox"/> <input type="checkbox"/> 1 2 3	
<input type="checkbox"/> <input type="checkbox"/> <input type="checkbox"/>	<input type="checkbox"/> <input type="checkbox"/> Y N	<input type="checkbox"/> <input type="checkbox"/> <input type="checkbox"/> 1 2 3	<input type="checkbox"/> <input type="checkbox"/> <input type="checkbox"/> 1 2 3	<input type="checkbox"/> <input type="checkbox"/> <input type="checkbox"/> 1 2 3	<input type="checkbox"/> <input type="checkbox"/> <input type="checkbox"/> 1 2 3	<input type="checkbox"/> <input type="checkbox"/> <input type="checkbox"/> 1 2 3	<input type="checkbox"/> <input type="checkbox"/> <input type="checkbox"/> 1 2 3	<input type="checkbox"/> <input type="checkbox"/> <input type="checkbox"/> 1 2 3	<input type="checkbox"/> <input type="checkbox"/> <input type="checkbox"/> 1 2 3	<input type="checkbox"/> <input type="checkbox"/> <input type="checkbox"/> 1 2 3	
<input type="checkbox"/> <input type="checkbox"/> <input type="checkbox"/>	<input type="checkbox"/> <input type="checkbox"/> Y N	<input type="checkbox"/> <input type="checkbox"/> <input type="checkbox"/> 1 2 3	<input type="checkbox"/> <input type="checkbox"/> <input type="checkbox"/> 1 2 3	<input type="checkbox"/> <input type="checkbox"/> <input type="checkbox"/> 1 2 3	<input type="checkbox"/> <input type="checkbox"/> <input type="checkbox"/> 1 2 3	<input type="checkbox"/> <input type="checkbox"/> <input type="checkbox"/> 1 2 3	<input type="checkbox"/> <input type="checkbox"/> <input type="checkbox"/> 1 2 3	<input type="checkbox"/> <input type="checkbox"/> <input type="checkbox"/> 1 2 3	<input type="checkbox"/> <input type="checkbox"/> <input type="checkbox"/> 1 2 3	<input type="checkbox"/> <input type="checkbox"/> <input type="checkbox"/> 1 2 3	
<input type="checkbox"/> <input type="checkbox"/> <input type="checkbox"/>	<input type="checkbox"/> <input type="checkbox"/> Y N	<input type="checkbox"/> <input type="checkbox"/> <input type="checkbox"/> 1 2 3	<input type="checkbox"/> <input type="checkbox"/> <input type="checkbox"/> 1 2 3	<input type="checkbox"/> <input type="checkbox"/> <input type="checkbox"/> 1 2 3	<input type="checkbox"/> <input type="checkbox"/> <input type="checkbox"/> 1 2 3	<input type="checkbox"/> <input type="checkbox"/> <input type="checkbox"/> 1 2 3	<input type="checkbox"/> <input type="checkbox"/> <input type="checkbox"/> 1 2 3	<input type="checkbox"/> <input type="checkbox"/> <input type="checkbox"/> 1 2 3	<input type="checkbox"/> <input type="checkbox"/> <input type="checkbox"/> 1 2 3	<input type="checkbox"/> <input type="checkbox"/> <input type="checkbox"/> 1 2 3	

FOR PERSONS NOT SINGLE AT P13

P01 Person Number	P13 Marital status	P14 Age at first marriage	P15 Whether married more than once	P16 Number of children ever born	P17 Religion
	<p>State if:</p> <p>0 Widowed (not remarried) 1 Divorced (not remarried) 2 Separated 3 Married religiously and civilly 4 Married religiously only 5 Married civilly only</p> <p>6 In a union but not married religiously or civilly 7 Single (never married) 8 Unmarried parent 9 Other - specify</p>	Write the age in completed years.	State if: Y : Yes N : No	For women not «Single» at P13, write the number of children ever born (excluding still births).	Write the religion as reported by the person. If the person has no religion, write «NO RELIGION».
<input type="text"/>	<input type="text"/>	<input type="text"/>	<input type="text"/>	<input type="text"/>	<input type="text"/>
<input type="text"/>	<input type="text"/>	<input type="text"/>	<input type="text"/>	<input type="text"/>	<input type="text"/>
<input type="text"/>	<input type="text"/>	<input type="text"/>	<input type="text"/>	<input type="text"/>	<input type="text"/>
<input type="text"/>	<input type="text"/>	<input type="text"/>	<input type="text"/>	<input type="text"/>	<input type="text"/>
<input type="text"/>	<input type="text"/>	<input type="text"/>	<input type="text"/>	<input type="text"/>	<input type="text"/>
<input type="text"/>	<input type="text"/>	<input type="text"/>	<input type="text"/>	<input type="text"/>	<input type="text"/>
<input type="text"/>	<input type="text"/>	<input type="text"/>	<input type="text"/>	<input type="text"/>	<input type="text"/>
<input type="text"/>	<input type="text"/>	<input type="text"/>	<input type="text"/>	<input type="text"/>	<input type="text"/>

FOR PERSONS AGED 2 YEARS AND OVER

P01 Person Number	P18 Languages of forefathers	P19 Language usually spoken	P20 Languages read and written	
----------------------	---------------------------------	--------------------------------	-----------------------------------	--

Write the language(s) spoken by the person's ancestors.

Up to two answers are possible.

For census purposes, consider creole and bhojpuri as languages.

Write the language usually or most often spoken by the person at home.

For children not yet able to speak, write the language spoken by the mother.

STOP HERE FOR CHILDREN UNDER 2 YEARS

State the language(s) in which the person can, with understanding, both read and write a simple statement in his/her everyday life.

- 0 None
- 1 Creole
- Oriental languages:
- 2 Bhojpuri
- 3 Indian languages
- 4 Chinese languages
- 5 Other Oriental languages

- European languages:
- 6 English
- 7 French
- 8 Other European languages
- 9 Other languages - specify

(i)		(ii)			
<input type="text"/>	<input type="text"/>	<input type="text"/>	<input type="text"/>	<input type="radio"/> <input type="radio"/> <input type="radio"/> <input type="radio"/> <input type="radio"/> <input type="radio"/> <input type="radio"/> <input type="radio"/> <input type="radio"/> <input type="radio"/> 0 1 2 3 4 5 6 7 8 9	<input type="text"/>
<input type="text"/>	<input type="text"/>	<input type="text"/>	<input type="text"/>	<input type="radio"/> <input type="radio"/> <input type="radio"/> <input type="radio"/> <input type="radio"/> <input type="radio"/> <input type="radio"/> <input type="radio"/> <input type="radio"/> <input type="radio"/> 0 1 2 3 4 5 6 7 8 9	<input type="text"/>
<input type="text"/>	<input type="text"/>	<input type="text"/>	<input type="text"/>	<input type="radio"/> <input type="radio"/> <input type="radio"/> <input type="radio"/> <input type="radio"/> <input type="radio"/> <input type="radio"/> <input type="radio"/> <input type="radio"/> <input type="radio"/> 0 1 2 3 4 5 6 7 8 9	<input type="text"/>
<input type="text"/>	<input type="text"/>	<input type="text"/>	<input type="text"/>	<input type="radio"/> <input type="radio"/> <input type="radio"/> <input type="radio"/> <input type="radio"/> <input type="radio"/> <input type="radio"/> <input type="radio"/> <input type="radio"/> <input type="radio"/> 0 1 2 3 4 5 6 7 8 9	<input type="text"/>
<input type="text"/>	<input type="text"/>	<input type="text"/>	<input type="text"/>	<input type="radio"/> <input type="radio"/> <input type="radio"/> <input type="radio"/> <input type="radio"/> <input type="radio"/> <input type="radio"/> <input type="radio"/> <input type="radio"/> <input type="radio"/> 0 1 2 3 4 5 6 7 8 9	<input type="text"/>
<input type="text"/>	<input type="text"/>	<input type="text"/>	<input type="text"/>	<input type="radio"/> <input type="radio"/> <input type="radio"/> <input type="radio"/> <input type="radio"/> <input type="radio"/> <input type="radio"/> <input type="radio"/> <input type="radio"/> <input type="radio"/> 0 1 2 3 4 5 6 7 8 9	<input type="text"/>
<input type="text"/>	<input type="text"/>	<input type="text"/>	<input type="text"/>	<input type="radio"/> <input type="radio"/> <input type="radio"/> <input type="radio"/> <input type="radio"/> <input type="radio"/> <input type="radio"/> <input type="radio"/> <input type="radio"/> <input type="radio"/> 0 1 2 3 4 5 6 7 8 9	<input type="text"/>
<input type="text"/>	<input type="text"/>	<input type="text"/>	<input type="text"/>	<input type="radio"/> <input type="radio"/> <input type="radio"/> <input type="radio"/> <input type="radio"/> <input type="radio"/> <input type="radio"/> <input type="radio"/> <input type="radio"/> <input type="radio"/> 0 1 2 3 4 5 6 7 8 9	<input type="text"/>

P01

FOR PERSONS AGED 12 YEARS AND OVER

P23B

Person Number

Education other than those of the Primary and Secondary levels - Past

Highest qualification

Second highest qualification

Third highest qualification

Write the duration of course in months.

Write the (i) qualification received, (ii) the major field of study. E.g. (i) MSC (ii) STATISTICS, (i) DIPLOMA (ii) HOSPITALITY MANAGEMENT, etc.

Write the duration of course in months.

Write the (i) qualification received, (ii) the major field of study. E.g. (i) BSC (ii) ECONOMICS, (i) CERTIFICATE (ii) COMMUNICATION, etc.

Write the duration of course in months.

Write the (i) qualification received, (ii) the major field of study. E.g. (i) DIPLOMA (ii) HUMANITIES, (i) CERTIFICATE (ii) TOWN AND COUNTRY PLANNING, etc.

Person Number	Highest qualification		Second highest qualification		Third highest qualification	
	Duration (months)	Qualification/Field	Duration (months)	Qualification/Field	Duration (months)	Qualification/Field
	(i)		(i)		(i)	
	(ii)		(ii)		(ii)	
	(i)		(i)		(i)	
	(ii)		(ii)		(ii)	
	(i)		(i)		(i)	
	(ii)		(ii)		(ii)	
	(i)		(i)		(i)	
	(ii)		(ii)		(ii)	
	(i)		(i)		(i)	
	(ii)		(ii)		(ii)	
	(i)		(i)		(i)	
	(ii)		(ii)		(ii)	

FOR PERSONS AGED 12 YEARS AND OVER

FOR PERSONS AGED 12 YEARS AND OVER

P01 Person Number	P24 Number of hours worked during reference week	P25 Whether temporarily away from work	P26 Job Search	P27 Availability for work	P28 When last worked
	Write the total number of HOURS, the person worked for pay, profit or family gain during the WEEK from Monday 27 June to Sunday 3 July 2011. (If worked for 1 hour or more, go to P29)	State whether there was a job, business, family enterprise or agricultural holding or farm, at which the person did not work because of illness, injury, holiday, industrial dispute, off-season inactivity, temporary disorganisation, etc. Y: Yes N: No If «Yes» go to P29	State if, during the past 4 weeks, the person took any active steps to look for work or set up a business of his/her own. Y: Yes N: No	State if, during the past 4 weeks, the person was available for work. Y: Yes N: No If «NO», give reason as follows: 1 Household duties 2 Studies 3 Disability, illness, injury 4 Wholly retired 5 Other - specify	How many months ago did the person work for the last time, even for a few days? Write the number of completed months. If person NEVER WORKED, write «998» and STOP HERE. Else continue with P29.
<input type="text"/>	<input type="text"/>	<input type="text"/> Y <input type="text"/> N	<input type="text"/> Y <input type="text"/> N	<input type="text"/> Y <input type="text"/> N <input type="text"/> 1 <input type="text"/> 2 <input type="text"/> 3 <input type="text"/> 4 <input type="text"/> 5	<input type="text"/>
<input type="text"/>	<input type="text"/>	<input type="text"/> Y <input type="text"/> N	<input type="text"/> Y <input type="text"/> N	<input type="text"/> Y <input type="text"/> N <input type="text"/> 1 <input type="text"/> 2 <input type="text"/> 3 <input type="text"/> 4 <input type="text"/> 5	<input type="text"/>
<input type="text"/>	<input type="text"/>	<input type="text"/> Y <input type="text"/> N	<input type="text"/> Y <input type="text"/> N	<input type="text"/> Y <input type="text"/> N <input type="text"/> 1 <input type="text"/> 2 <input type="text"/> 3 <input type="text"/> 4 <input type="text"/> 5	<input type="text"/>
<input type="text"/>	<input type="text"/>	<input type="text"/> Y <input type="text"/> N	<input type="text"/> Y <input type="text"/> N	<input type="text"/> Y <input type="text"/> N <input type="text"/> 1 <input type="text"/> 2 <input type="text"/> 3 <input type="text"/> 4 <input type="text"/> 5	<input type="text"/>
<input type="text"/>	<input type="text"/>	<input type="text"/> Y <input type="text"/> N	<input type="text"/> Y <input type="text"/> N	<input type="text"/> Y <input type="text"/> N <input type="text"/> 1 <input type="text"/> 2 <input type="text"/> 3 <input type="text"/> 4 <input type="text"/> 5	<input type="text"/>
<input type="text"/>	<input type="text"/>	<input type="text"/> Y <input type="text"/> N	<input type="text"/> Y <input type="text"/> N	<input type="text"/> Y <input type="text"/> N <input type="text"/> 1 <input type="text"/> 2 <input type="text"/> 3 <input type="text"/> 4 <input type="text"/> 5	<input type="text"/>
<input type="text"/>	<input type="text"/>	<input type="text"/> Y <input type="text"/> N	<input type="text"/> Y <input type="text"/> N	<input type="text"/> Y <input type="text"/> N <input type="text"/> 1 <input type="text"/> 2 <input type="text"/> 3 <input type="text"/> 4 <input type="text"/> 5	<input type="text"/>

FOR PERSONS AGED 12 YEARS AND OVER

The following questions refer to the person's work during the reference week Monday 27 June to Sunday 3 July 2011. If the person is retired or had no job during that week, answer for his/her last job. If the person has more than one job, answer for the job at which he/she worked the most hours.

P01	P29	P30	P31A	P31B
Person Number	Name of establishment	Kind of business, industry or service	Place of work	Place of work
	Write the name of the establishment, firm, government institution, etc., for which the person worked. If establishment has no name, give name of employer. If self-employed, write the name of business shop, agency, etc., or write the person's own name. If working for a private household(e.g. cook, gardener, etc.), write «PRIVATE HOUSEHOLD».	Write FULLY the kind of business, industry or service activities carried out at the person's place of work. Use precise terms such as SUGAR CANE CULTIVATION, SUGAR MANUFACTURING, CAR REPAIRS, PRIMARY EDUCATION, etc.	State if : 1 Fixed place of work outside home 2 No fixed place of work 3 Worked at home 4 Worked outside Mauritius	If P31A-1, write full address including municipal ward/village council area/locality. If P31A-2, write address where the person reported for work or the place where he/she worked the most. If P31A-3, write «HOME». If P31A-4, write the country.
<input type="text"/>			<input type="radio"/> 1 <input type="radio"/> 2 <input type="radio"/> 3 <input type="radio"/> 4	
<input type="text"/>			<input type="radio"/> 1 <input type="radio"/> 2 <input type="radio"/> 3 <input type="radio"/> 4	
<input type="text"/>			<input type="radio"/> 1 <input type="radio"/> 2 <input type="radio"/> 3 <input type="radio"/> 4	
<input type="text"/>			<input type="radio"/> 1 <input type="radio"/> 2 <input type="radio"/> 3 <input type="radio"/> 4	
<input type="text"/>			<input type="radio"/> 1 <input type="radio"/> 2 <input type="radio"/> 3 <input type="radio"/> 4	
<input type="text"/>			<input type="radio"/> 1 <input type="radio"/> 2 <input type="radio"/> 3 <input type="radio"/> 4	
<input type="text"/>			<input type="radio"/> 1 <input type="radio"/> 2 <input type="radio"/> 3 <input type="radio"/> 4	
<input type="text"/>			<input type="radio"/> 1 <input type="radio"/> 2 <input type="radio"/> 3 <input type="radio"/> 4	

FOR PERSONS AGED 12 YEARS AND OVER

The following questions refer to the person's work during the reference week Monday 27 June to Sunday 3 July 2011. If the person is retired or had no job during that week, answer for his/her last job. If the person has more than one job, answer for the job at which he/she worked the most hours.

P01 Person Number	P32 Occupation	P33 Employment Status	P34 Length of Service with employer
	<p>Write the kind of work/business the person did most of the time.</p> <p>Use precise terms such as ACCOUNTS CLERK, SCHOOL CLERK, TAXI CAR DRIVER, LORRY DRIVER, STATISTICIAN, PRE-PRIMARY TEACHER, etc.</p>	<p>State if the person's employment status is:</p> <p>1 Self-employed with employees 2 Self-employed without employees 3 Working without pay for spouse or other relative in his/her farm or business 4 Apprentice/Trainee with or without pay 5 Employee paid by the month 6 Employee paid by day, week, fortnight, job 7 Member of producers' cooperative 8 Other - specify</p>	<p>Write the number of years the person worked/has worked for his/her present or most recent employer.</p> <p>For <u>self-employed</u> persons, write the number of years the person has been in the present business.</p> <p>If worked for less than 1 year, write «0».</p>
<input type="text"/>	<input type="text"/>	<input type="text"/>	<input type="text"/>
<input type="text"/>	<input type="text"/>	<input type="text"/>	<input type="text"/>
<input type="text"/>	<input type="text"/>	<input type="text"/>	<input type="text"/>
<input type="text"/>	<input type="text"/>	<input type="text"/>	<input type="text"/>
<input type="text"/>	<input type="text"/>	<input type="text"/>	<input type="text"/>
<input type="text"/>	<input type="text"/>	<input type="text"/>	<input type="text"/>
<input type="text"/>	<input type="text"/>	<input type="text"/>	<input type="text"/>
<input type="text"/>	<input type="text"/>	<input type="text"/>	<input type="text"/>