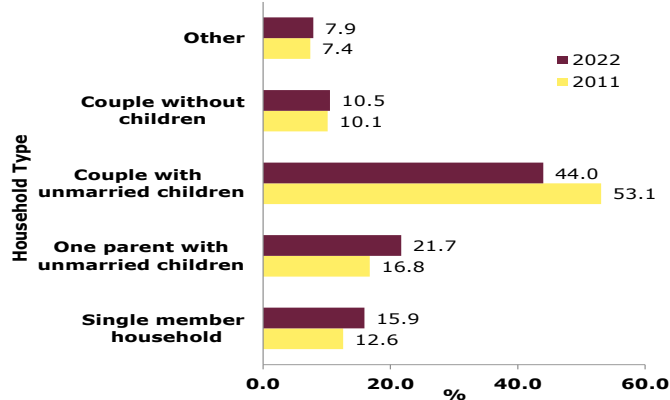
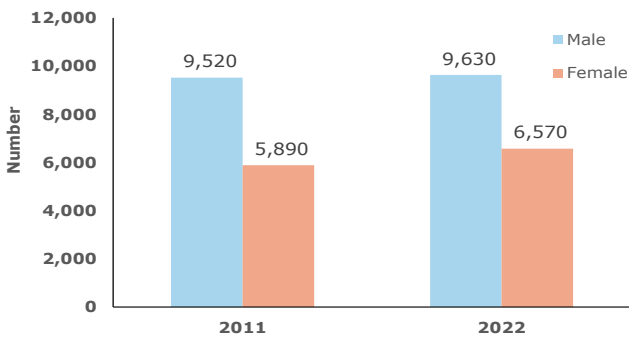


Distribution of households by type-Rodrigues, 2011 and 2022 Censuses



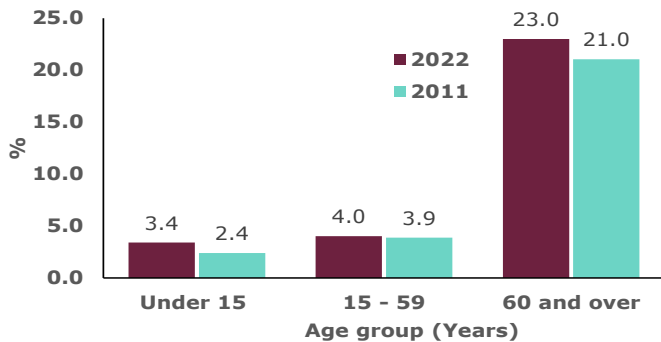
Lone parent with unmarried children is on the rise.

Employed population by sex-Rodrigues, 2011 and 2022 Censuses



More men are employed but women are catching up.


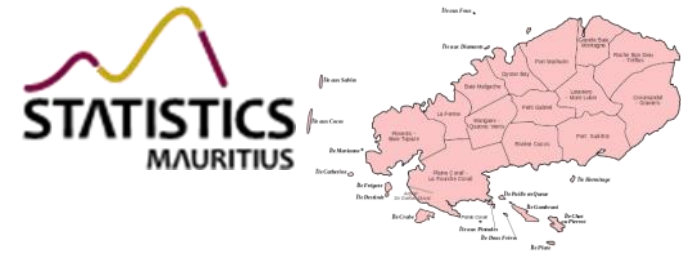
Proportion of persons with disability by age group-Rodrigues, 2011 and 2022 Censuses



The prevalence of disability is on the rise among the elderly.

The level of development in Rodrigues improves

	2011	2022
Population (persons)	40,434	43,650
Sex ratio (Males per 100 Females)	97	96
Median age (years)	26	30
Population density (per km ²)	367	396
Literacy rate (%)	78.6	83.8
Disability rate (%)	5.2	6.2
Average household size	3.6	3.4
Proportion (%) of households		
Female-headed	28.4	34.8
With piped water inside house	54.5	72.2
With electricity	95.6	99.1
With flush toilet	50.9	72.4
With bathroom	90.8	95.8
With kitchen	95.8	98.7
With television	88.7	91.3
With fixed telephone line	45.2	29.3
With mobile phone	84.1	92.9
With computer	20.4	28.4
With internet	17.3	76.4
With water pump	17.3	38.7
With domestic water tank/reservoir	93.0	93.8
With solar water heater	9.2	17.0
With air conditioner	1.5	3.8



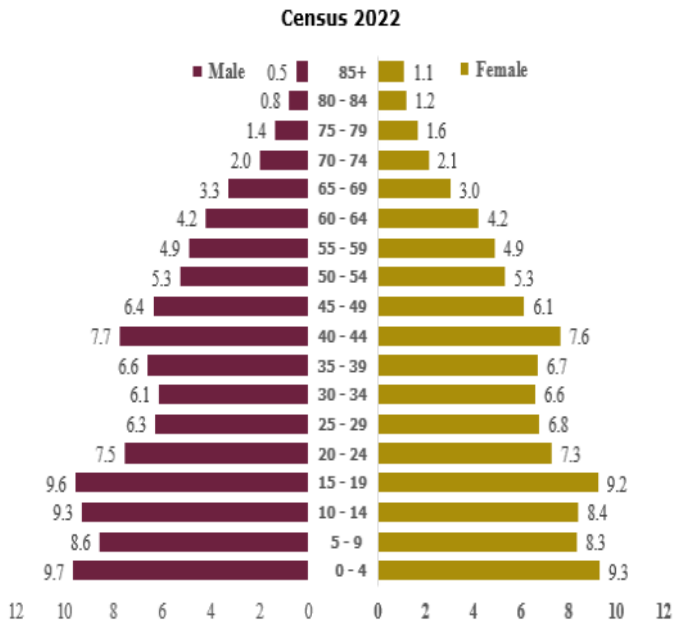
LIC Centre, John Kennedy Street, Port Louis, MAURITIUS

T: +230 208 1800 | F: +230 211 4150

E: statsmauritus@govmu.org

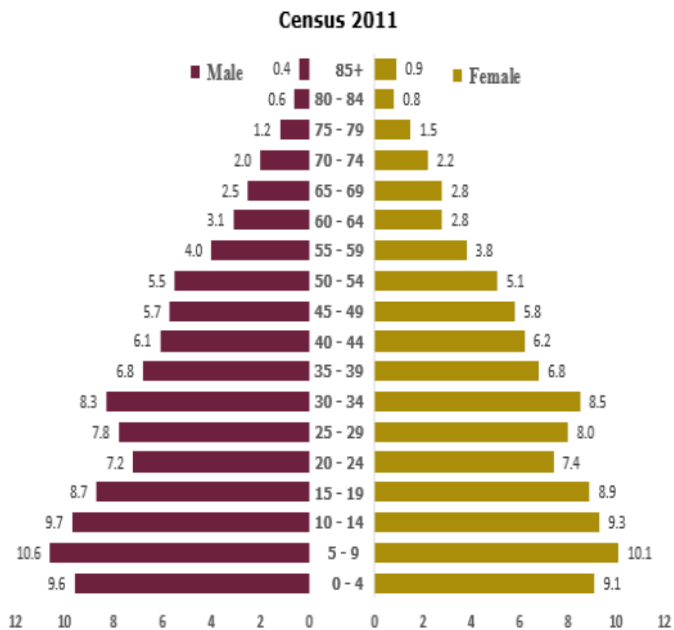
W: <https://statsmauritus.govmu.org>

On 4 July 2022, the resident population of Rodrigues was 43,650: 21,330 Males and 22,320 Females

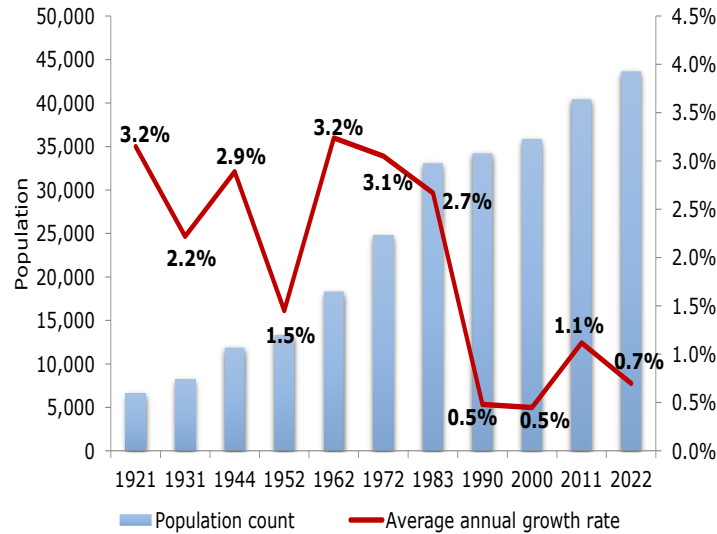


Since 2011, the population has continued to grow.

On 4 July 2011, the resident population of Rodrigues was 40,434: 19,904 Males and 20,530 Females

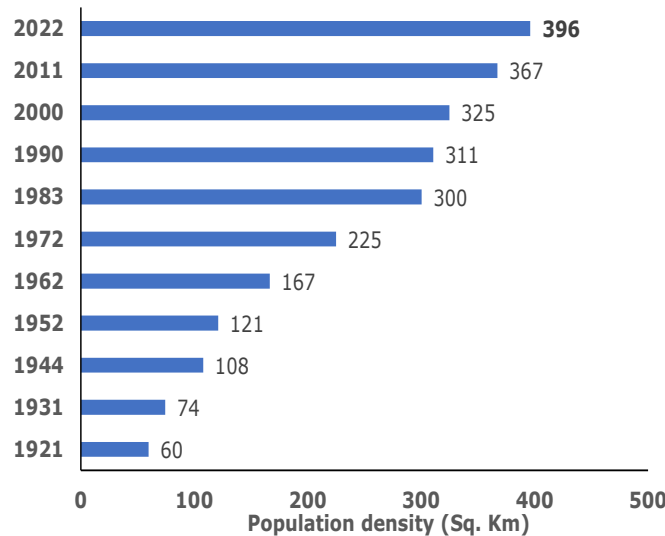


Average annual growth rate (%) of the population- Rodrigues, 1921 - 2022 Censuses



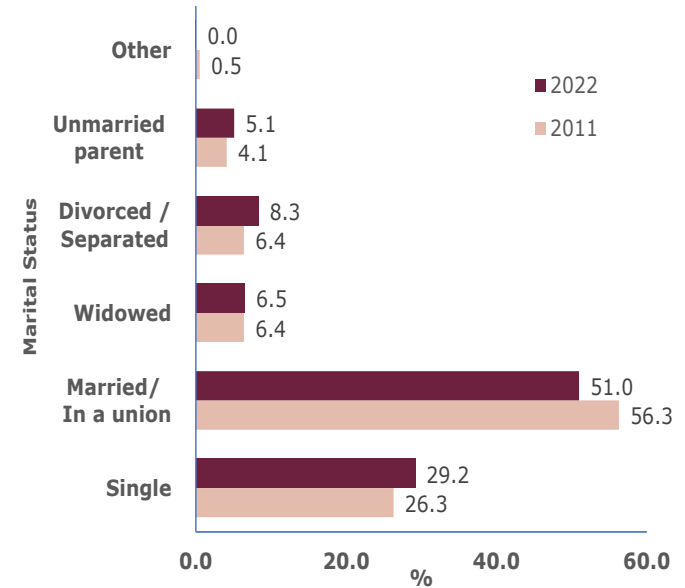
The population continues to increase over the last 100 years, but with a fluctuating average annual growth rate.

Trend of population density in Rodrigues, 1921 - 2022 Censuses



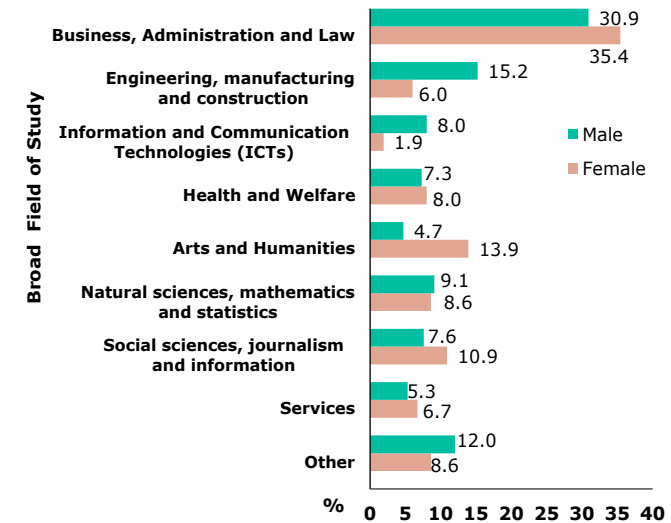
Population density increased by more than sixfold since 1921.

Distribution of the population aged 15 years and over by marital status- Rodrigues, 2011 and 2022 Censuses



The proportion of divorced/separated persons is on the rise and that of married/in a union is decreasing.

Distribution of persons with tertiary education by broad field of study and sex - Rodrigues, 2022 Census



Business, Administration and Law is the preferred broad field of study among both males and females.