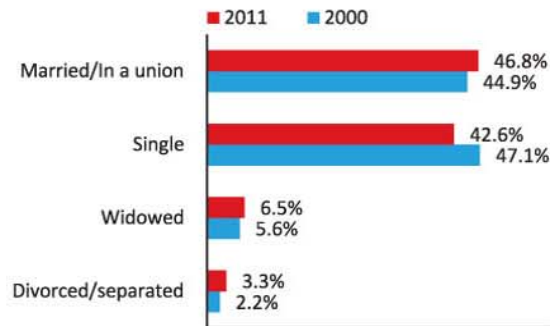


### Marital breakdown is on the rise

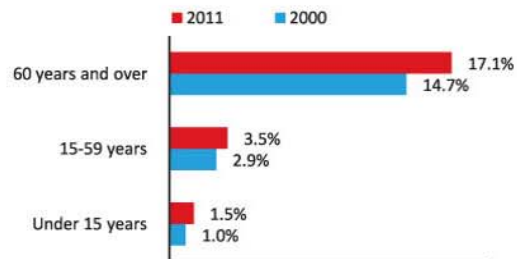
- The proportion of separated and divorced persons increases from 2.2% to 3.3%

Proportion of people by marital status, 2000 & 2011



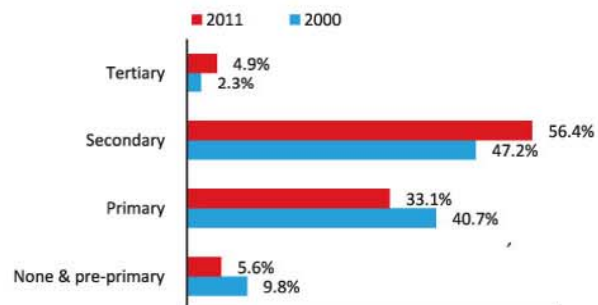
### Disability increases at all ages

Proportion of people with disability, 2000 & 2011



### The level of education of the population improves

Proportion of people by educational attainment, 2000 & 2011

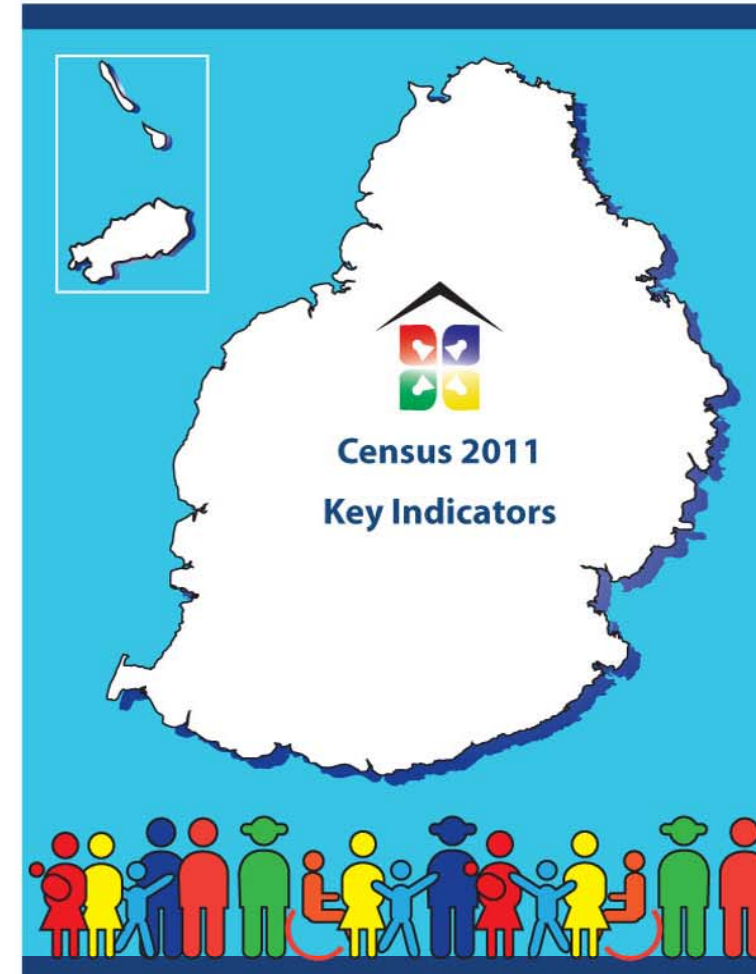


### The level of development of the country improves

	2000	2011
<b>Population (persons)</b>	<b>1,178,848</b>	<b>1,236,817</b>
<i>of which</i>		
Island of Mauritius	1,143,069	1,196,383
Island of Rodrigues	35,779	40,434
<b>Sex ratio (Males per 100 females)</b>	<b>98</b>	<b>97</b>
<b>Median age (years)</b>	<b>29</b>	<b>34</b>
<b>Population density (persons per Km<sup>2</sup>)</b>	<b>585</b>	<b>606</b>
<b>Literacy rate (%)</b>	<b>85.0</b>	<b>90.0</b>
<b>Disability rate (%)</b>	<b>3.5</b>	<b>4.8</b>
<b>Average household size</b>	<b>3.9</b>	<b>3.5</b>
<b>Proportion (%) of households</b>		
Female-headed	17.5	21.0
Owner-occupied	86.5	88.9
with piped water inside house	83.7	94.2
with electricity	99.0	99.4
with flush toilet	88.8	96.4
with bathroom	99.0	99.6
with kitchen	99.2	99.7
with television	92.8	96.1
with fixed telephone line	76.3	69.2
with mobile phone	28.1	88.2
with computer	13.3	37.2
with internet	12.6	31.7

# AFRICAN STATISTICS DAY

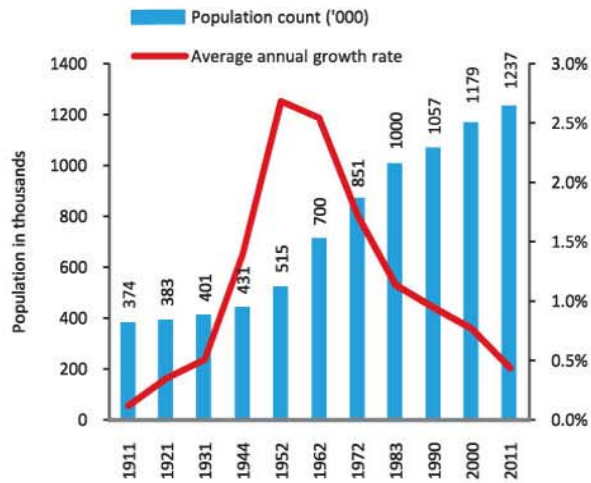
## 18 November 2012



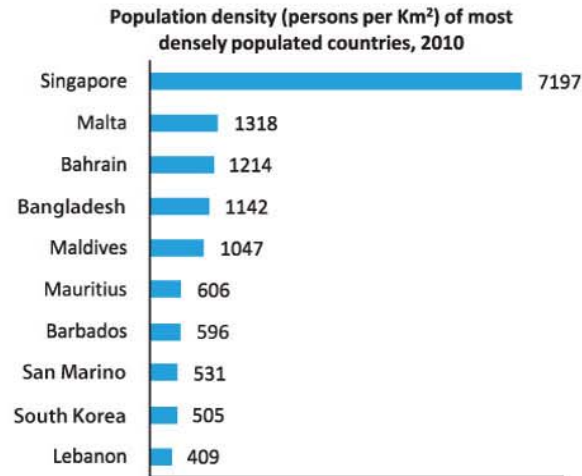
# STATISTICS MAURITIUS

[statsmauritus@mail.gov.mu](mailto:statsmauritus@mail.gov.mu)  
<http://statsmauritus.gov.mu>

## The population more than trebles over the last 100 years ...



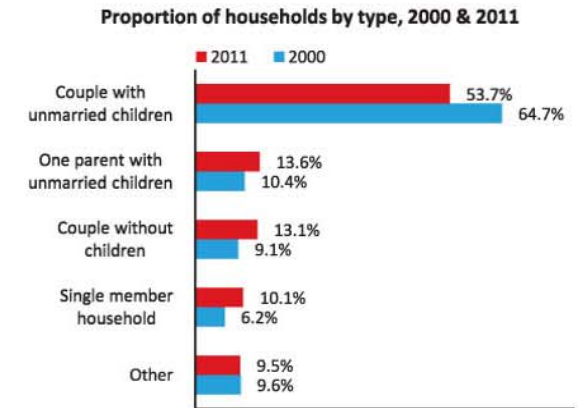
## Mauritius ranks among the 10 most densely populated countries worldwide



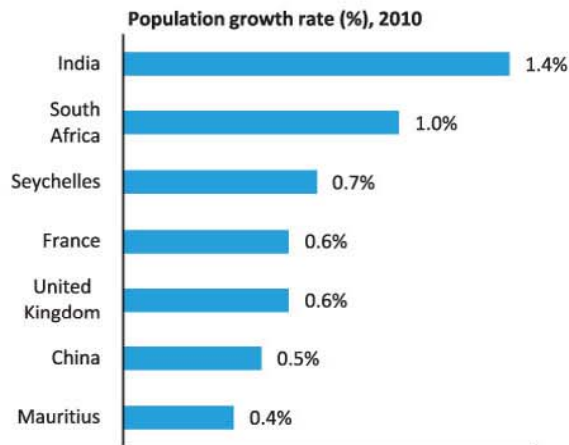
Source: 2011 Population Census of Mauritius and World Atlas

## Living arrangements have changed

- More one-parent households
- More persons living alone
- More couples without children



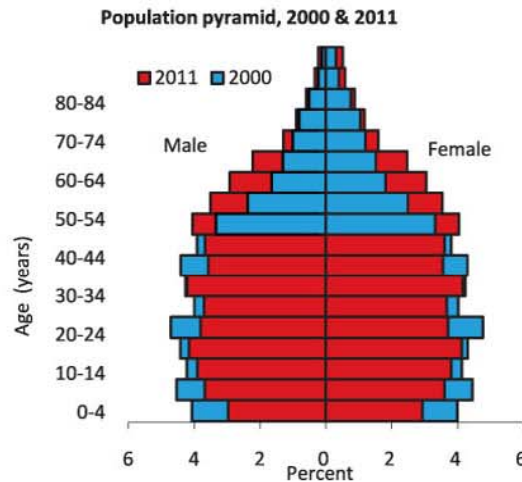
## but is now growing at its lowest rate since 1921, and comparable to developed countries



Source: United Nations Department of Economic & Social Affairs, Population Division

## The population is ageing

- The number of persons of working age per person decreases from 7 in 2000 to 5 in 2011, and is expected to fall below 2 in forty years



- More people now live in semi-detached houses and in block of flats

