



# Economic and Social Indicators

**Issue No 1934**

**Crime, Justice and Security**

**Year 2025**

**Released online : Tuesday 30 June 2026**



<https://statsmauritius.govmu.org>



Statistics Mauritius  
Ministry of Finance  
Port Louis

Note: Readers are invited to make the distinction between official data which are published in the Economic and Social indicators and the analysis presented for the benefit of general readers. Differences of opinion may arise regarding the analytical part but these do not in any way, undermine the quality of the data. The Editors welcome constructive critical comments.

# Crime, Justice and Security Statistics, 2025 (Police, Prosecution, Judiciary, Prisons and Probation)

## 1. Introduction

This is the nineteenth issue of the Economic and Social Indicator (ESI) on Crime, Justice and Security (CJS) statistics. It is based on administrative data for 2025 from the Mauritius Police Force (MPF), the Office of Director of Public Prosecutions (ODPP), the Judiciary, the Mauritius Prison Service (MPS) and the Probation and After Care Service.

All data in this ESI relate to the Republic of Mauritius, unless otherwise stated.

Table 1 presents the key indicators of Crime, Justice and Security Statistics while detailed tables are given at **Annex 1**. To assist in interpreting the figures, a reference chart of the flow through the criminal justice system is at **Annex 2**. A glossary of terms and a general structure of International Classification of Crime for Statistical Purposes (ICCS) Version 1.0 as per United Nations Office on Drugs and Crime (UNODC) are at **Annex 3** and **Annex 4** respectively.

More detailed statistics will be released in September 2026 through the “Digest of Crime, Justice & Security Statistics, 2025”.

## 2. Summary Statistics

**Table 1: Crime, Justice and Security Statistics, Republic of Mauritius, 2024 & 2025**

Key indicator	2024	2025
Overall offence rate (excluding contraventions) per 1,000 population	42.8	43.3
Intentional homicide rate <sup>1</sup> per 100,000 population	2.8	2.7
<i>of which murder</i>	2.8	2.7
Theft rate per 1,000 population	8.6	7.6
Drug rate per 1,000 population	3.5	4.0
Road traffic contravention <sup>2</sup> rate per 1,000 population	254.6	283.3
Juvenile delinquency rate per 1,000 population	7.1	5.7
Conviction rate <sup>3</sup> pronounced in court per 1,000 population (excluding contraventions)	18.0	19.2
Imprisonment rate <sup>4</sup> per 100,000 population	210.3	226.3
Average prison occupancy level <sup>5</sup> (%)	70.2	74.3

<sup>1</sup> Intentional homicide rate excludes "abortion" and "arson causing death"

<sup>2</sup> As from year 2024, data include contraventions established under fixed penalty notice

<sup>3</sup> Number of offences that led to conviction (as opposed to the number of persons convicted) per 1,000 population

<sup>4</sup> Daily average number of detainees per 100,000 population

<sup>5</sup> Prison population as a percentage of the prison capacity

### 3. Police Statistics

#### 3.1. Offences reported to police (Annex 1 – Table A1.1)

*The offence rate (excluding contraventions) increased from 42.8 in 2024 to 43.3 in 2025*

- (i) From 2024 to 2025, cases reported to the police (which include overall offences and other occurrences) increased by 8.9%, from 435,250 to 473,933. In 2025, some 56,898 cases were related to offences not classified as crime and misdemeanours against 56,263 in 2024, representing a rise of 1.1%.
- (ii) Some 12.9% of the overall offences reported in 2025 were linked to crimes (1.8%) and misdemeanours (11.1%). The remaining 87.1% were contraventions, the majority of which were related to road traffic offences.
- (iii) Between 2024 and 2025, the general level of crime and misdemeanour, excluding contraventions, increased from 53,331 to 53,867 (+1.0%).
- (iv) The offence rate (excluding contraventions) per 1,000 population increased from 42.8 in 2024 to 43.3 in 2025.
- (v) Contravention rate per 1,000 population increased from 261.5 to 292.1 during the same period, mostly due to increases in certain road traffic contraventions by type of offence such as “Failing to produce driving licence on demand” and “Exceeding speed limit” (Table 2 and Table A1.3).

**Table 2: Offence rate per 1,000 population by type, Republic of Mauritius, 2024 & 2025**

<b>Offences</b>	<b>2024</b>	<b>2025</b>
Crimes <sup>1</sup>	5.4	6.0
Misdemeanours <sup>1</sup>	37.4	37.3
<b>Offence rate (excl. contraventions)</b>	<b>42.8</b>	<b>43.3</b>
<i>of which drug offences</i>	3.5	4.0
Contraventions <sup>2</sup>	261.5	292.1

<sup>1</sup> Crime and misdemeanour rates include drug offences

<sup>2</sup> As from year 2024, data include contraventions established under fixed penalty notice

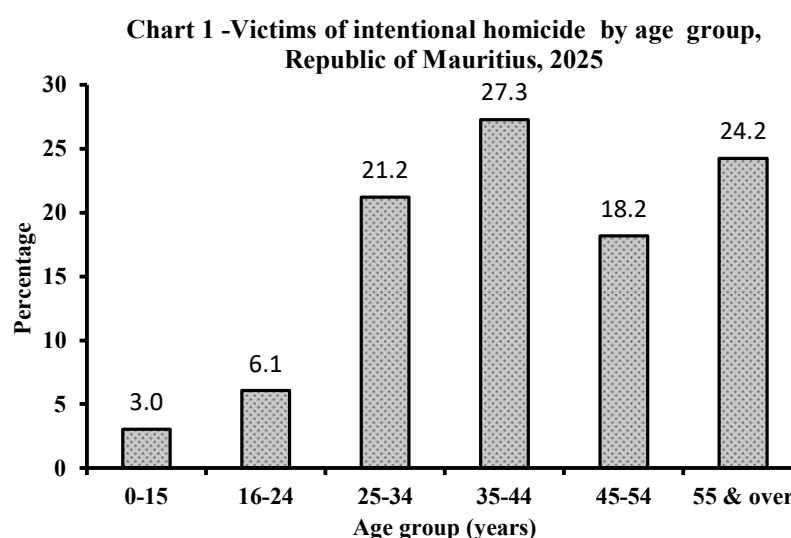
### 3.2. Reported offences (Annex 1 - Tables A1.2 & A1.7)

#### 3.2.1 Homicide

*42.4% of the victims for intentional homicide were committed in private households*

(i) From 2024 to 2025, the number of offences of intentional homicide decreased from 35 to 33 (-5.7%), resulting in a fall in the rate of intentional homicide per 100,000 population from 2.8 to 2.7 (Table A1.2). It is to be noted that non intentional homicide increased from 11 to 14 while attempted intentional homicide remained unchanged at 26.

(ii) In 2025, some 60.6% (20 of the 33) of the victims of intentional homicide were male (Table A1.7). Some 42.4% of the victims were aged 45 years & over and another 48.5% between 25 and 44 years (Chart 1). Some 42.4% (14 of the 33) victims were killed in private households, of whom 42.9% (6) were related to their offenders.



#### 3.2.2 Assault

*60.7% of victims were related to their offenders in 2025*

(i) In 2025, some 10,031 assaults (serious and minor) were reported, representing an increase of 5.9% over the figure of 9,474 in 2024. The rate per 100,000 population rose from 760.7 in 2024 to 806.7 in 2025 (Table A1.2).

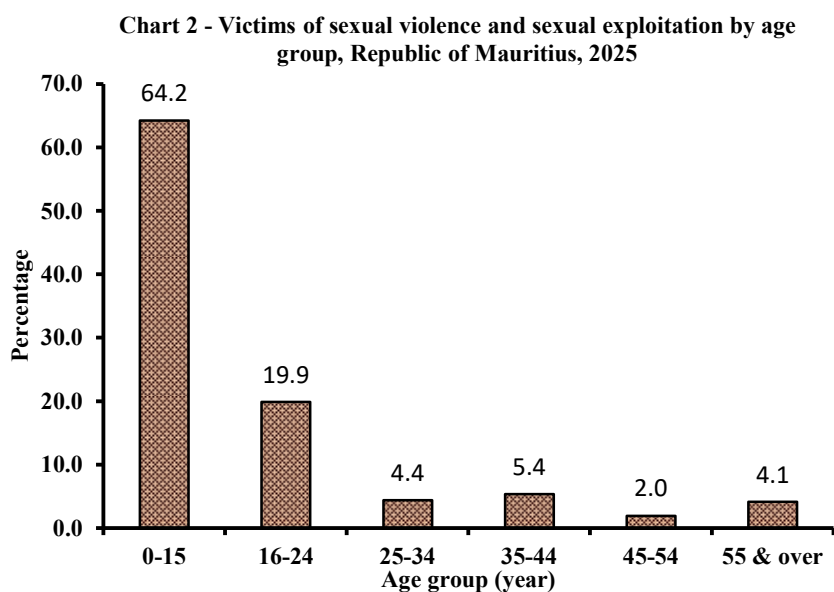
(ii) Some 50.2% of the 10,305 victims of assault registered in 2025 were female and 60.7% were related to their offenders. Some 65.1% of victims were assaulted in private households, 27.6% in public places such as commercial area, hotel, bungalow, public road and public beach while the remaining 7.3% in educational institutions and other places such as workplace, hospital, airport, concert, etc. (Table A1.7).

### 3.2.3 Sexual violence and sexual exploitation

*The majority (87.8%) of victims of sexual violence and sexual exploitation were female*

(i) Between 2024 and 2025, the number of reported sexual violence and sexual exploitation increased by 14.1% from 682 to 778 while the rate per 100,000 population rose from 54.8 to 62.6. It is to be noted that rape increased from 55 to 57 and for the same period sodomy also rose from 21 to 46 (Table A1.2).

(ii) From 2024 to 2025, the female victimisation rate for sexual violence and sexual exploitation rose from 102.7 to 114.6 per 100,000 female population. Among the 820 victims of these sexual offences: 87.8% were female; 64.2% were aged below 16 years (Chart 2); 63.0% were students; 36.7% had family relationship with their offenders; and 63.9% occurred in private households (Table A1.7).



### 3.2.4 Theft/Robbery/Burglary

*Theft decreased in year 2025 compared to year 2024*

(i) From 2024 to 2025, theft decreased by 11.5% from 10,719 to 9,482 mainly due to a fall in “simple larcenies”. Consequently, theft rate per 1,000 population decreased from 8.6 to 7.6. For the same period, a decrease was also registered for ‘larceny from motor vehicles’ from 481 to 394 (Table A1.2).

(ii) During the same period, burglary showed a fall of 22.8% from 964 to 744 and robbery decreased by 2.9% from 591 to 574.

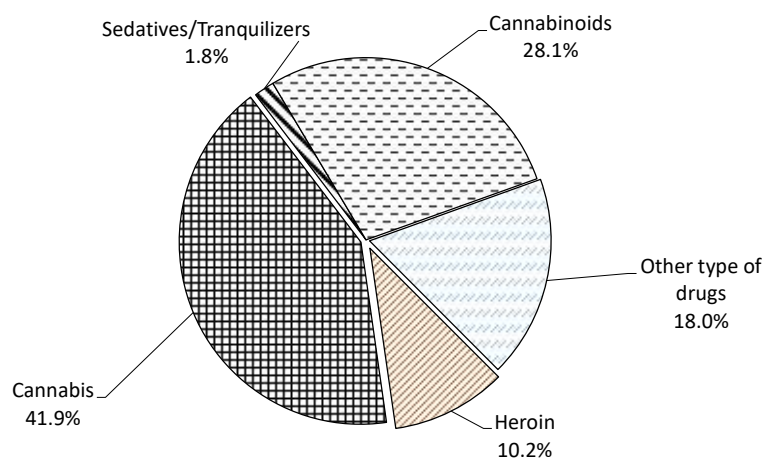
### 3.2.5 Drug offences

*Drug offences increased in year 2025 compared to year 2024*

(i) From 2024 to 2025, the number of registered drug offences increased by 12.3% from 4,373 to 4,913 resulting in a rise in the drug offence rate per 1,000 population from 3.5 to 4.0 (Table A1.2).

(ii) In 2025, out of the 4,913 reported drug offences, 41.9% were cannabis (commonly known as “gandia”) related offences, 28.1% for synthetic cannabinoids, 10.2% for heroin related offences and 1.8% for sedatives/tranquilizers. Other type of drugs, comprising mainly methamphetamine, hashish and cocaine, represented 18.0% of drug offences.

**Chart 3 - Drug offences by type, Republic of Mauritius, 2025**



(iii) The market value of all drugs seized in 2025 was estimated at around Rs 9.33 billion, which included 433 kg of cocaine worth around Rs 6.60 billion secured on high seas that was not destined for Mauritius.

(iv) Some 40,790 plants of cannabis were uprooted by the Anti-Drug and Smuggling Unit (ADSU) in 2025 against 36,221 in 2024.

### 3.2.6 Road traffic offences

#### 3.2.6.1 Contraventions (Annex 1 - Tables A1.2 & A1.3)

##### *Road traffic contraventions increased between 2024 and 2025*

(i) The number of registered road traffic contraventions including contraventions established under fixed penalty notice increased by 11.1% from 317,144 in 2024 to 352,296 in 2025.

(ii) From 2024 to 2025, road traffic contraventions showed increases mainly for “Failing to produce driving licence on demand” from 24,762 to 31,245 (+26.2%), “Exceeding speed limit” from 72,109 to 90,428 (+25.4%) and “Other Road traffic contraventions” from 61,258 to 73,115 (+19.4%). Decreases were noted mainly for road traffic contraventions such as “Failing to produce driving licence/Certificate of insurance within delay” from 413 to 312 (-24.5%), “Contraventions established under Fixed Penalty Notice” from 100,818 to 87,926 (-12.8%) and “Driving motor vehicle with alcohol concentration above prescribed limit” from 4,716 to 4,554 (-3.4%), among others.

### **3.2.6.2 Cumulative Road Traffic Offences (CRTO)**

(i) From January to December 2025, some 37.8% of fines paid were due to exceeding speed limit.

(ii) From January to December 2025, some 16,276 persons were convicted for offences specified in the third schedule as CRTO. Some 1,223 drivers (7.5%) had been convicted for more than once under the third schedule as CRTO, of whom, 15 (1.2%) had already been convicted for four offences and above.

(iii) Thirty-six Mauritians and one foreign driver holding competent driving licences have been disqualified due to the CRTO from January to December 2025.

## **3.3. Investigation and prosecution**

### **3.3.1 Persons suspected, arrested and/or cautioned (Annex 1 - Table A1.4)**

(i) The number of persons suspected, arrested and/or cautioned increased by 0.4% from 28,858 in 2024 to 28,966 in 2025. For the same period in this category, increases were noted mainly for sexual violence and sexual exploitation from 457 to 555 (+21.4%), negligence from 280 to 339 (+21.1%), property damage 434 to 500 (+15.2%) and drug offences from 3,298 to 3,659 (+10.9%).

(ii) In 2025, decreases in suspects, arrests, and cautions were noted for burglary (-29.0%), followed by fraud/forgery/counterfeiting/corruption (-18.6%) and robbery (-18.4%).

### **3.3.2 Persons prosecuted (Annex 1 - Table A1.5)**

(i) The number of persons prosecuted rose by 2.3% from 25,877 in 2024 to 26,478 in 2025.

(ii) The number of persons prosecuted by type of offence between 2024 and 2025 increased mainly in property damage from 258 to 424 (+64.3%) and theft from 2,694 to 4,107 (+52.4%) while burglary declined from 1,219 to 1,033 (-15.3%).

## **4. Prosecution - Office of Director of Public Prosecutions (ODPP)**

(i) From 2024 to 2025, the total number of cases referred by the Police for advice to ODPP increased by 12.4 % from 10,176 to 11,441. Out of 11, 441 cases in 2025, 47.8% (5,467) of them were referred to ODPP for initial advice after enquiry, based on their seriousness, complexity and special nature, i.e. parties involved including civil servants and minors, government property involved, etc.

(ii) The number of cases referred by ODPP to the Intermediate and Supreme Courts increased by 48.3% from 538 in 2024 to 798 in 2025.

(iii) In 2025, some 64 cases were lodged by ODPP before the Assizes against 55 in 2024.

(iv) In 2025, some 121 criminal “Appeal and motions” were conducted by ODPP before the Supreme Court compared to 83 in 2024.

## 5. Judiciary statistics

### 5.1 Civil and Criminal cases (Annex 1 - Table A1.8)

*Fall in divorce cases lodged in year 2025 compared to year 2024*

#### 5.1.1 Lodged

Between 2024 and 2025, the number of civil cases lodged in Court increased by 1.8%, from 14,202 to 14,460, with a rise in ‘cases under the Protection from Domestic Violence Act’ from 1,507 to 1,709 (+13.4%). However, the number of divorce cases decreased from 3,148 to 3,129 (-0.6%) from 2024 to 2025.

For the same period, the number of criminal cases lodged in Court increased by 5.1% from 74,384 to 78,189.

#### 5.1.2 Disposed of

The number of civil cases disposed of decreased by 6.0% from 15,612 in 2024 to 14,673 in 2025. During the same period, a fall in divorce cases from 3,445 to 3,358 (-2.5%) and a rise in “cases under the Protection from Domestic Violence Act” from 1,521 to 1,561 (+2.6%) were noted respectively.

For the same period, a fall of 5.3% was noted in the number of criminal cases disposed, from 77,909 to 73,797.

#### 5.1.3 Outstanding

From 2024 to 2025, the number of outstanding cases decreased by 9.8% for civil cases from 14,475 to 13,057 and increased by 9.1% for criminal cases from 52,444 to 57,212.

## 5.2 Conviction

*Conviction rate increased from year 2024 to year 2025*

(i) Some 78,017 criminal offences were disposed of by Courts in 2025. The prosecuted persons were found guilty in 61.8% (48,231) of these offences, of whom nearly all were adults. The remaining 38.2% (29,786) were dismissed or discontinued.

(ii) From 2024 to 2025, the overall convicted offences increased by 10.7% from 43,554 to 48,231, mainly due to increases in assault (79.1%), robbery (44.1%), homicide (23.5%) and fraud/forgery/counterfeiting (79.7%). (Annex 1 - Table A1.9).

(iii) In 2025, some 48.5% of the convicted offences were due to the conviction for non-injurious traffic violations.

(iv) From 2024 to 2025, the conviction rate per 1,000 population increased from 18.0 to 19.2 (Annex 1 - Table A1.9).

### **5.3 Convicted offences (Annex 1 - Table A1.9)**

#### *5.3.1 Homicide*

From 2024 to 2025, there have been rises in convictions for intentional homicide from 19 to 23 and non-intentional homicide from 35 to 58 respectively.

#### *5.3.2 Assault*

In 2025, there were 1,535 convicts for assault representing a rise of 79.1% over the figure of 857 in 2024.

#### *5.3.3 Sexual violence & sexual exploitation*

From 2024 to 2025, there was an increase in convictions for sexual violence and sexual exploitation from 69 to 81 (17.4%).

#### *5.3.4 Theft/Robbery/Burglary*

Compared to the previous year, convictions for robbery and theft in 2025 increased by 44.1% from 1,120 to 1,614 and by 20.0% from 2,556 to 3,066 respectively. However, burglary showed a decrease of 15.6% from 998 to 842.

#### *5.3.5 Drug offences*

From 2024 to 2025, the conviction for drug offences fell by 3.9% from 1,747 to 1,679.

### **5.4 Sentence imposed (Annex 1 - Table A1.9)**

(i) Out of the 48,231 offences for which sentences have been imposed in 2025, the accused persons were either sentenced to pay fines (83.5%) or imprisoned (12.4%). The remaining 4.1% were committed to community service works, issued with probation orders or discharged either conditionally or absolutely.

(ii) From 2024 to 2025, the number of fines imposed increased by 9.1% from 36,901 to 40,265 similar to imprisonment which rose from 5,521 to 5,966.

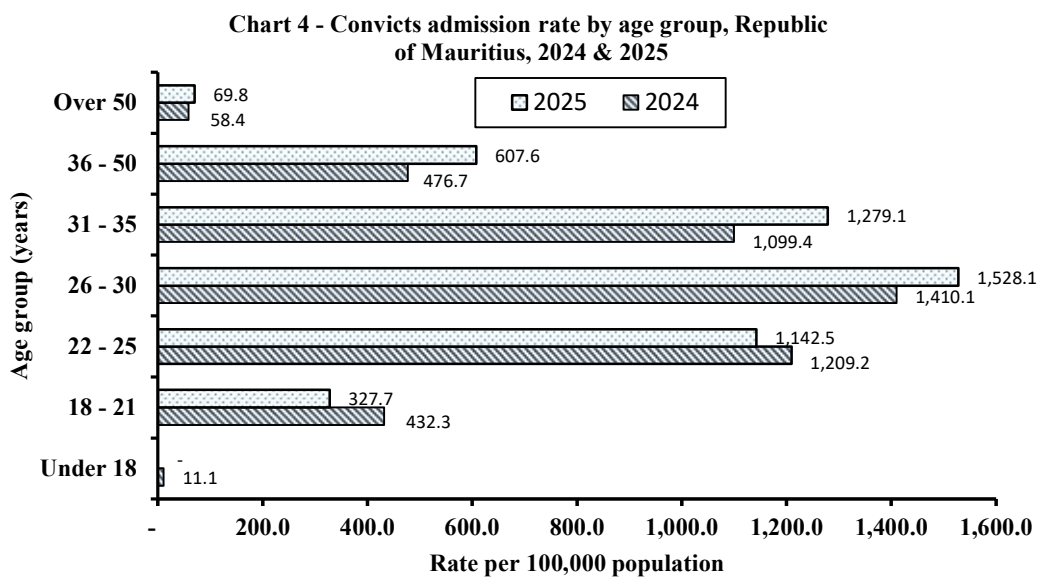
## **6. Statistics from Mauritius Prison Service**

### **6.1. Prison and detention statistics (Annex 1 - Tables A1.10 to A1.13)**

*The majority of adult convicts admitted were re-offenders*

- (i) Out of every 100 detainees in prison in 2025:
  - (a) 55 were convicted detainees and 45 were on remand awaiting trial;
  - (b) 93 were male adult detainees, six were female adult detainees and one was a juvenile inmate.

- (ii) The daily average for remand and trial population decreased by 4.4% from 1,318 in 2024 to 1,260 in 2025.
- (iii) The imprisonment rate per 100,000 mid-year population rose from 210.3 in 2024 to 226.3 in 2025.
- (iv) In 2025, the average prison occupancy level was 74.3% compared to 70.2% in 2024. The highest occupancy level was 100.0% and the lowest was 37.5%.
- (v) The number of convicted detainees admitted increased by 10.0% from 5,085 in 2024 to 5,597 in 2025 (Annex 1 - Table A1.11).
- (vi) Out of every 100 convicted detainees admitted to prison in 2025 (Annex 1 - Table A1.11):
  - (a) 96 were male and 4 were female;
  - (b) 43 were in the age group 18-30 years.
- (vii) In 2025, the convict admission rate peaked at the age group of “26-30 years” (Chart 4) same as in 2024.



- (viii) Out of the 5,597 convicts admitted in 2025, some of the offences they committed were theft (28.8%), offences related to acts against public order (18.0%), robbery (14.0%), burglary (9.5%), assault (6.7%), drug offences (9.3%) and breach of protection order (1.4%).
- (ix) From 2024 to 2025, the increase in the number of admissions was mainly due to the combined effect of rises in the admissions for “Acts causing harm or intending to cause harm to the person” (+102.3%) and “Acts involving controlled drugs or other psychoactive substances” (+47.3%) and decreases in the admissions for “Acts against property involving violence or threat against a person” (-7.5%) and “Acts against property only” (-2.3%). (Annex 1 - Table A1.13).

- (x) The adult convicted detainees, who were readmitted to prison, increased by 11.7% from 3,728 in 2024 to 4,165 in 2025 (Annex 1 - Table A1.10). Regardless of any observation period, out of every 100 adult convicted detainees admitted to prison in 2025:
  - (a) 74 were re-offenders who had been imprisoned in the past;
  - (b) 59 were imprisoned more than once in the past.
- (xi) The number of convicts with short sentences of less than one month increase by 15.9% from 1,750 in 2024 to 2,029 in 2025 whereas, those sentenced for 1-3 months increased by 6.3% from 1,563 to 1,662 (Annex 1 - Table A1.13). There was one convicted detainee who was sentenced to life imprisonment in 2025 compared to none in 2024.
- (xii) From 2024 to 2025, the number of fine defaulters admitted to prison increased by 55.7% from 488 to 760 (Annex 1 - Table A1.12). The admissions due to non-payment of fines of Rs 30,000 or less rose from 459 in 2024 to 733 in 2025.
- (xiii) The main offences committed by fine defaulters were breach of condition of release (16.1%), non-injurious traffic violations (15.3%), drug offences (14.2%) and theft (13.2%).
- (xiv) There were three escapes from prison in 2025, compared to 2 in 2024.
- (xv) An average amount of Rs 1,010 was spent daily to maintain a detainee in the year 2025 in the island of Mauritius compared to Rs 934 in the year 2024.

## 7. Probation statistics

*Offenders subjected to Probation orders decreased by 63.3% and Community Service Orders increased by 22.2%*

- (i) In 2025, some 18 probation orders were issued (10 male adults, 6 female adults and 2 male juveniles), representing a fall of 64.0% compared to 50 (48 male adults and 2 female adults) in 2024. The number of offenders placed on probation decreased by 63.3% from 49 (49 adults and 0 juvenile) in 2024 to 18 (16 adults and 2 juveniles) in 2025.
- (ii) The number of offenders, subjected to Community Service Orders, increased by 22.2% from 338 in 2024 to 413 in 2025. In 2025, the majority (92.3%) of the offenders were male.

## 8. Juvenile statistics

### 8.1 Juvenile offenders (Annex 1 - Table A1.6)

*Number of juvenile offenders for year 2025 increased by 2.5%*

- (i) From 2024 to 2025, the juvenile offenders (excluding those who had contraventions) involved in crimes and misdemeanours decreased by 21.9% from 448 to 350. Robbery/burglary/theft fell from 168 to 115, assault from 107 to 76 and homicide from two to nil. For the same period, sexual violence and sexual exploitation rose from 46 to 76. An increase of 79.6% was noted in the number of juveniles contravened from 142 to 255. Out of the 255 juvenile offenders for contraventions in 2025, 241 were road traffic contraveners.

- (ii) In 2025, the juvenile delinquency rate (excluding contraventions) decreased to 5.7 per 1,000 juvenile population from 7.1 in 2024. The rate for boys was 10.2 compared to 1.1 for girls in 2025.

## **8.2 Juvenile victims of offences against person (Annex 1 - Table A1.7)**

### *8.2.1 Homicide*

In 2025, there were two female juvenile victims for intentional homicide and one female victim involved for attempted-intentional homicide. As regards to non-intentional homicide, no victim was reported.

### *8.2.2 Assault*

The number of victims for assault decreased by 1.6% from 569 in 2024 to 560 in 2025. Some 62.3% of victims for simple assaults were boys.

### *8.2.3 Sexual violence & sexual exploitation*

(i) From 2024 to 2025, victims of sexual violence and sexual exploitation increased by 14.1% from 547 to 624 mainly due to a rise in “Causing child to be sexually abused; accessing to a brothel; and engaging in prostitution” from 303 to 400 (+32.0%) and partly offset by a fall in “Attempt upon chastity” from 111 to 83 (-25.2%).

(ii) The majority (89.3%) of the juvenile victims of sexual violence and sexual exploitation were female.

## **8.3 Juvenile conviction in Court (Annex 1- Table A1.9)**

*There has been a fall in juvenile conviction rate*

(i) In 2025, the number of convictions, which involved juveniles, stood at 1 compared to 7 in 2024 and was sentenced to probation.

(ii) The juvenile conviction rate per 1,000 juvenile population fell marginally from 0.1 in 2024 to 0.0 in 2025.

## **8.4 Juvenile detainees (Annex 1 - Tables A1.10 & A1.11)**

*There was no convicted juvenile admitted to CYC.*

From year 2024 to 2025, the conviction rate per 100,000 juveniles decreased from 11.1 to zero as no juvenile was admitted to CYC.

### *8.4.1 Correctional Youth Centre (CYC)*

From year 2024 to 2025, the number of juveniles admitted (remand and convict) decreased by 27.8% from 18 to 13. There were no juveniles admitted to CYC for the year 2025.

### *8.4.2 Rehabilitation Youth Centre (RYC)*

No juvenile was admitted for detention and training at RYC in 2025 compared to four in 2024.

#### 8.4.3 Probation Home/Hostel

The number of juveniles admitted in probation institutions increased from 7 in 2024 to 11 in 2025.

### 8.5 Parenting Support Intervention (PSI)

From year 2024 to 2025, the number of parenting support intervention (Children's Act 2020) carried out increased by 34.9% from 83 (41 males and 42 females) to 112 (57 males and 55 females).

### 8.6 Child Assessment

#### (a) Child Suspect under 14 years

From year 2024 to 2025, the number of assessments carried out for child suspect under 14 years not criminally responsible decreased by 10.5% from 57 (50 boys and 7 girls) to 51 (40 boys and 11 girls).

#### (a) Juvenile offenders aged 14 years or above but below the age of 18

From year 2024 to 2025, the number of assessments carried out for juvenile offenders aged 14 years or above but below the age of 18 decreased by 45.9% from 316 (292 males and 24 females) to 171 (165 males and 6 females).

### 8.7 Other juvenile sentencing

(i) Two male juveniles were under probation orders in 2025 compared to none in 2024.

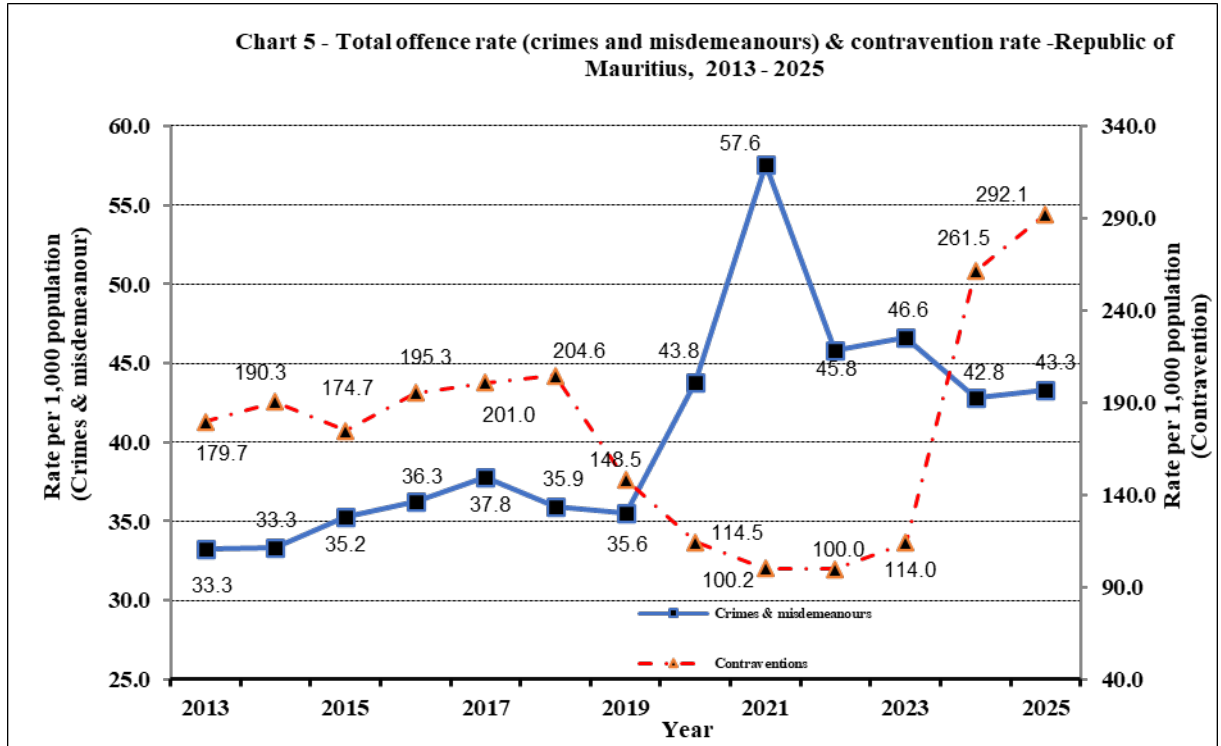
(ii) No juvenile was ordered to perform community service work in 2025, as was the case in 2024.

## 9. Longer time series

### 9.1 Offence rate (crimes and misdemeanours) & contraventions

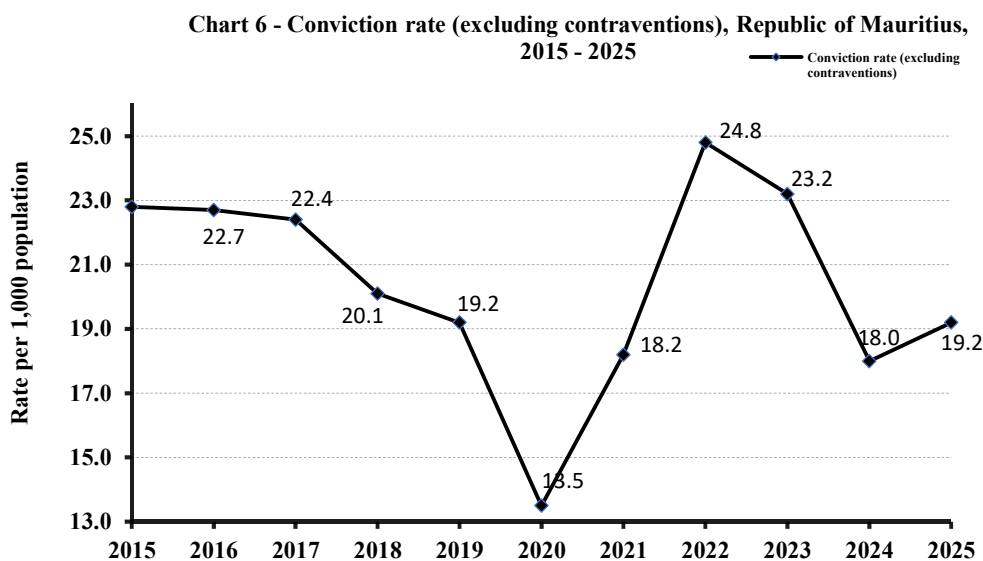
In 2013, the general level of crime and misdemeanour (offence rate) was 33.3 per 1,000 population. The rate, gradually increased to 35.2 in 2015 and peaked at 37.8 in 2017 before dropping to around 35.8 in 2018 to 2019. After increasing to reach 57.6 in 2021, the rate, declined to 46.6 in 2023, ultimately falling to 43.3 in 2025 (Chart 5).

On the other hand, the contravention rate stood at 179.7 per 1,000 population. Thereafter, it picked up a rising trend from 195.3 in 2016 to peak at 204.6 in 2018. Following a sharp decline to 100.0 in 2022, the rate increased to 114.0 in 2023 and soared to 261.5 in 2024 and then reached 292.1 in 2025.



## 9.2 Conviction rate (excluding contraventions)

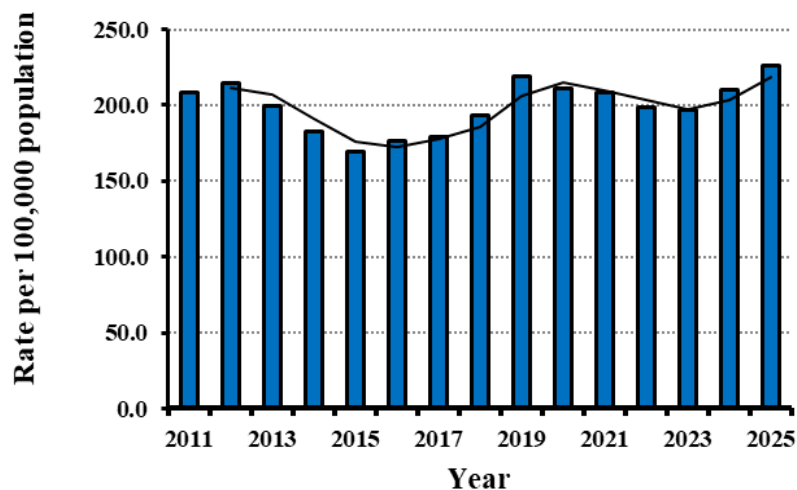
In 2015, the conviction rate per 1,000 population stood at 22.8 (Chart 6). It slightly declined to 22.7 in 2016 and 22.4 in 2017. A further decrease was observed from 20.1 in 2018 to 19.2 in 2019. Thereafter, the rate dropped to 13.5, since courts were closed during the COVID 19 pandemic. A sharp incline followed in 2021 and peaked at 24.8 in 2022. Thereafter, it gradually decreased to 23.2 in 2023 and 18.0 in 2024, followed by a slight increase to reach 19.2 in 2025.



### 9.3 Imprisonment rate

From 2011 to 2012, the imprisonment rate per 100,000 mid-year population showed an increasing trend to reach 214.2 in 2012 (Chart 7). It then declined gradually to 169.0 in 2015 but rose again during the period 2016 to 2019 and then declined during the period 2020 to 2023. However, the rate increased steadily from 196.6 in 2023 to 226.3 in 2025.

**Chart 7 - Imprisonment rate, Republic of Mauritius, 2011 - 2025**



## 10. Notes to Users

### 10.1 Release of data on Crime, Justice and Security statistics

This indicator is released on a yearly basis according to an advance release calendar posted on the website of Statistics Mauritius (<http://statsmauritius.govmu.org/English/Publications/Pages/Publication-Programme.aspx>).

More information on Crime, Justice and Security statistics can be obtained from the website of Statistics Mauritius on the fol. URL:  
[https://statsmauritius.govmu.org/Pages/Statistics/By\\_Subject/CJS/SB\\_CJS.aspx](https://statsmauritius.govmu.org/Pages/Statistics/By_Subject/CJS/SB_CJS.aspx)

Specific information on:

Judiciary can be accessed at: <https://supremecourt.govmu.org>

Prisons can be accessed at: <http://prisons.govmu.org/English/Pages/default.aspx>

### 10.2 Caution to users

The following points should be recalled when drawing any conclusions from the figures in this publication:

(a) When comparing figures, it should be realised that police and judiciary figures are based on offences but prison and probation figures are based on offenders, and that an offender can be sentenced for more than one offence.

(b) Offences can sometimes be reclassified, usually as less serious, as they proceed from police investigation through prosecution to final court sentence. This is usually due to evidence not being as robust as at first thought or more evidence coming to light following the initial report.

(c) The trends in offences like drug offences and road traffic contraventions should be interpreted with caution since they may be subject to fluctuations as a result of sensitisation/awareness campaigns and intelligence-led operations. For example, the Road Traffic Act has been amended in August 2018.

(d) Police statistics are often better indicators of prevalence of law and willingness to report offences than actual prevalence. Therefore, surveys on the experience of victimization from the public together with the data from the reported cases can give a more comprehensive picture on the actual number of victims.

(e) Care should be taken while comparing statistics on the number of cases lodged and disposed of over time. Cases lodged in Court are more directly comparable. However, cases disposed of are not comparable, given that these cases might have been lodged during the reference year or any year before.

## **List of tables (Annex 1)**

*Table A1.1: Cases reported and offence rate per 1,000 population by type, Republic of Mauritius, 2024 & 2025*

*Table A1.2: Reported offences and rate per 100,000 population by offence, Republic of Mauritius, 2024 & 2025*

*Table A1.3: Road traffic contraventions, Republic of Mauritius, 2024 & 2025*

*Table A1.4: Persons suspected, arrested and/or cautioned by type of offence, Republic of Mauritius, 2024 & 2025*

*Table A1.5: Persons prosecuted by type of offence, Republic of Mauritius, 2024 & 2025*

*Table A1.6: Offences involving juveniles reported by type, category and sex, Republic of Mauritius, 2024 & 2025*

*Table A1.7: Victims of selected offences by socio-demographic and other characteristics, Republic of Mauritius, 2024 & 2025*

*Table A1.8: Number of civil and criminal cases, Republic of Mauritius, 2024 & 2025*

*Table A1.9: Convicted offences involving adults and juveniles by outcome of judgment and offence, Republic of Mauritius, 2024 & 2025*

*Table A1.10: Daily average and admission of detainees for adults and Juveniles, Republic of Mauritius, 2024 & 2025*

*Table A1.11: Convicts admission rate by age-group and sex, Republic of Mauritius, 2024 & 2025*

*Table A1.12: Fine defaulters admitted to prisons by amount of fine due, Republic of Mauritius, 2024 & 2025*

*Table A1.13: Admission of convicts to prisons by offence and length of sentence, Republic of Mauritius, 2024 & 2025*

## Contacts

For further information, please contact:

(1) Mr J.A. Laloo, Statistician/ Senior Statistician

Tel: (230) 213-0710 (Police)

Email: [jlaloo@govmu.org](mailto:jlaloo@govmu.org)

(2) Ms H. Murdan, Statistical Officer /Senior Statistical Officer (Police)

Tel: (230) 213-0710 (Police)

Email: [smurdan@govmu.org](mailto:smurdan@govmu.org)

(3) Mr V. Sewnundun, Statistical Officer /Senior Statistical Officer (Police)

Tel: (230) 213-0710 (Police)

Email: [vsewnundun@govmu.org](mailto:vsewnundun@govmu.org)

(4) Ms J. Nuckchady, Statistical Officer /Senior Statistical Officer (Prison/  
Probation)

Tel: (230) 401-6600 ext 6694 (Prison), (230) 465-1156 (Probation)

Email: [sm-cjs@govmu.org](mailto:sm-cjs@govmu.org)

(5) Ms. V. Busgeeth, Statistical Officer/Senior Statistical Officer (Judiciary)

Tel: (230) 212-0576 (Judiciary)

Email: [ybusgeeth@govmu.org](mailto:ybusgeeth@govmu.org)

(6) Ms N. Joomun, Statistical Officer/Senior Statistical Officer (Judiciary)

Tel: (230) 212-0576 (Judiciary)

Email: [sm-cjs@govmu.org](mailto:sm-cjs@govmu.org)

(7) Ms H. Bausram, Statistical Officer/Senior Statistical Officer (ODPP)

Tel: (230) 405-5673 ext 338 (ODPP)

Email: [hbausram@govmu.org](mailto:hbausram@govmu.org)

**Statistics Mauritius**  
**Ministry of Finance**  
**L.I.C Centre**  
**J. Kennedy Street**  
**Port Louis**  
**30 June 2026**

**Table A1.1 - Cases reported and offence rate per 1,000 population by type, Republic of Mauritius, 2024 & 2025**

Cases	2024		2025	
	Number	Rate	Number	Rate
Crimes <sup>1</sup>	6,775	5.4	7,460	6.0
<i>of which drug offences</i>	1,675		2,489	
Misdemeanours <sup>1</sup>	46,556	37.4	46,407	37.3
<i>of which drug offences</i>	2,698		2,424	
Contraventions	325,656	261.5	363,168	292.1
<i>of which road traffic contraventions (excluding fixed penalty notice)</i>	216,326		264,370	
<i>fixed penalty notice</i> <sup>2</sup>	100,818		87,926	
<b>Total offences</b>	<b>378,987</b>	<b>304.3</b>	<b>417,035</b>	
<b>Total offences (excl. contraventions)</b>	<b>53,331</b>	<b>42.8</b>	<b>53,867</b>	<b>43.3</b>
<i>of which drug offences</i>	4,373	3.5	4,913	4.0
<b>Other occurrences</b>	<b>56,263</b>		<b>56,898</b>	
<i>of which suicide</i>	92		137	
<i>attempted suicide</i>	213		178	
<b>Total cases</b>	<b>435,250</b>		<b>473,933</b>	

<sup>1</sup> Crime and misdemeanour rates include drug offences

<sup>2</sup> As from year 2024, data include contraventions established under fixed penalty notice.

**Table A1. 2 - Reported offences and rate per 100,000 population by offence<sup>1</sup>, Republic of Mauritius, 2024 & 2025**

Offences	Number		Rate		% change
	2024	2025	2024	2025	
<b>Acts leading to death or intending to cause death</b>	<b>75</b>	<b>76</b>	<b>6.0</b>	<b>6.1</b>	<b>1.3</b>
Intentional homicide	35	33	2.8	2.7	-5.7
<i>of which murder</i>	35	33			
Attempted intentional homicide	26	26			
Non intentional homicide	11	14			
Illegal feticide	3	3			
<b>Acts causing harm or intending to cause harm to the person</b>	<b>23,612</b>	<b>25,982</b>	<b>1,895.9</b>	<b>2,089.6</b>	<b>10.0</b>
Assault	9,474	10,031	760.7	806.7	5.9
<i>of which serious assault</i>	333	371			
<i>minor assault (simple assault)</i>	9,141	9,660			
Other assaults or threats	819	1,056			
Acts against liberty	81	98			
Trafficking in persons	16	11			
Coercion	40	63			
Negligence	7,837	9,629			
<i>of which making use of cellular phone whilst driving</i>	5,838	7,230			23.8
Dangerous acts	5,341	5,091			
<i>of which driving motor vehicle with alcohol concentration above prescribed limit<sup>2</sup></i>	4,716	4,554			-3.4
<b>Injurious acts of a sexual nature</b>	<b>682</b>	<b>778</b>	<b>54.8</b>	<b>62.6</b>	<b>14.1</b>
Sexual violence	385	396	30.9	31.8	2.9
<i>of which rape</i>	55	57			
<i>sodomy</i>	21	46			
Sexual exploitation	297	382			
<b>Acts against property involving violence or threat against a person</b>	<b>606</b>	<b>592</b>	<b>48.7</b>	<b>47.6</b>	<b>-2.3</b>
Robbery	591	574			-2.9
Other acts against property involving violence or threat against a person	15	18			
<b>Acts against property only</b>	<b>13,519</b>	<b>11,981</b>	<b>1,085.5</b>	<b>963.6</b>	<b>-11.4</b>
Burglary	964	744			-22.8
Theft	10,719	9,482	860.7	762.6	-11.5
<i>of which larceny from motor vehicles</i>	481	394			
Intellectual property offences	8	1			
Property damage	1,821	1,751			
Other acts against property only	7	3			

**Table A1. 2 (cont'd) - Reported offences and rate per 100,000 population by offence<sup>1</sup>, Republic of Mauritius, 2024 & 2025**

Offences	Number		Rate		% change
	2024	2025	2024	2025	
<b>Acts involving controlled drugs or other psychoactive substances (<i>drug offences</i>)</b>	<b>4,373</b>	<b>4,913</b>	<b>351.1</b>	<b>395.1</b>	<b>12.3</b>
<b>Acts involving fraud, deception or corruption</b>	<b>1,721</b>	<b>1,609</b>	<b>138.2</b>	<b>129.4</b>	<b>-6.5</b>
Fraud	730	607			
Forgery/counterfeiting	191	195			
Corruption	646	652			
<i>of which bribery by public official</i>	3	2			
<i>bribery of public official</i>	2	1			
Acts involving the proceeds of crime	108	95			
Other acts involving fraud, deception or corruption	46	60			
<b>Acts against public order, authority and provisions of the State</b>	<b>12,599</b>	<b>13,512</b>	<b>1,011.6</b>	<b>1,086.7</b>	<b>7.2</b>
<i>of which acts against public order behavioural standards</i>	<i>1,136</i>	<i>1,317</i>			
<i>acts against the justice system</i>	<i>11,053</i>	<i>11,792</i>			
<b>Acts against public safety and state security</b>	<b>305,416</b>	<b>339,092</b>	<b>24,522.6</b>	<b>27,271.1</b>	<b>11.0</b>
of which non-injurious traffic violations	304,573	338,256			
<i>of which speeding</i>	<i>72,109</i>	<i>90,428</i>			25.4
<i>failing to wear seat belt whilst driving</i>	<i>9,561</i>	<i>11,719</i>			22.6
<i>Driving without licence</i>	<i>1,363</i>	<i>1,927</i>			41.4
<i>protective helmet improperly secured</i>	<i>290</i>	<i>731</i>			152.1
<b>Acts against the natural environment</b>	<b>32</b>	<b>28</b>	<b>2.6</b>	<b>2.3</b>	<b>-12.5</b>
<b>Other criminal acts not elsewhere classified</b>	<b>16,352</b>	<b>18,472</b>			<b>13.0</b>
<b>Total</b>	<b>378,987</b>	<b>417,035</b>			
<i>of which road traffic offences<sup>3</sup></i>	<i>317,144</i>	<i>352,296</i>	<i>25,464.2</i>	<i>28,333.0</i>	

<sup>1</sup> Based on International Classification of Crime for Statistical Purpose (ICCS) Version 1.0 (UNODC)

<sup>2</sup> Formerly 'Driving under the influence of liquor'

<sup>3</sup> As from year 2024, data include contraventions established under fixed penalty notice.

**Table A1.3 - Road traffic contraventions, Republic of Mauritius, 2024 & 2025**

Offences	Number		% change
	2024	2025	
Exceeding speed limit	72,109	90,428	25.4
Driving motor vehicle with alcohol concentration above prescribed limit <sup>1</sup>	4,716	4,554	-3.4
Driving without due care and attention	1,152	1,448	25.7
Dangerous driving	252	273	8.3
Bicycle contraventions	34	10	-70.6
Failing to comply with traffic sign	1,793	3,385	88.8
Failing to stop when signaled by a police officer	1,187	1,567	32.0
Overtaking on uninterrupted white line	1,537	1,470	-4.4
Failing to wear seat belt whilst driving	9,561	11,719	22.6
Protective helmet improperly secured	290	731	152.1
Making use of cellular phone whilst driving	5,838	7,230	23.8
Breach of conditions attached to provisional licence	1,737	2,129	22.6
Breach of condition attached to carriers licence	216	159	-26.4
Driving without licence	1,363	1,927	41.4
Failing to produce driving licence on demand	24,762	31,245	26.2
Failing to produce driving licence/Certificate of insurance within delay	413	312	-24.5
Motor vehicle licence not affixed	21,562	24,483	13.5
Inoperative insurance policy	169	459	171.6
Worn out tyre	555	773	39.3
Allowing oil to drop	60	103	71.7
Parking on double yellow line	1,241	1,577	27.1
Parking on prohibited area	1,938	1,876	-3.2
Parking on footpath/pavement	1,011	1,068	5.6
Fittings out of order	668	765	14.5
No tail light	142	236	66.2
Inefficient silencer	762	1,328	74.3
Contraventions established under Fixed Penalty Notice	100,818	87,926	-12.8
Other road traffic contraventions	61,258	73,115	19.4
<b>Total</b>	<b>317,144</b>	<b>352,296</b>	<b>11.1</b>

<sup>1</sup> Formerly 'Driving under the influence of liquor'

Note: As from year 2024, data include "Contraventions established under fixed penalty notice".



**Table A1. 6 - Offences involving juveniles reported by type, category and sex, Republic of Mauritius, 2024 & 2025**

	2024			2025			% change
	Male	Female	Total	Male	Female	Total	Total
<b>Juvenile offences</b>	<i>Napp</i>	<i>Napp</i>	<b>559</b>	<i>Napp</i>	<i>Napp</i>	<b>593</b>	<b>6.1</b>
<b>Crimes and misdemeanours</b>	<i>Napp</i>	<i>Napp</i>	<b>417</b>	<i>Napp</i>	<i>Napp</i>	<b>338</b>	<b>-18.9</b>
Crimes <sup>1</sup>	<i>Napp</i>	<i>Napp</i>	117	<i>Napp</i>	<i>Napp</i>	150	<b>28.2</b>
of which drug offences	<i>Napp</i>	<i>Napp</i>	24	<i>Napp</i>	<i>Napp</i>	22	
Misdemeanours <sup>1</sup>	<i>Napp</i>	<i>Napp</i>	300	<i>Napp</i>	<i>Napp</i>	188	<b>-37.3</b>
of which drug offences	<i>Napp</i>	<i>Napp</i>	32	<i>Napp</i>	<i>Napp</i>	21	
<b>Contraventions<sup>2</sup></b>	<i>Napp</i>	<i>Napp</i>	<b>142</b>	<i>Napp</i>	<i>Napp</i>	<b>255</b>	<b>79.6</b>
of which road traffic	<i>Napp</i>	<i>Napp</i>	142	<i>Napp</i>	<i>Napp</i>	241	
<b>Juvenile offenders</b>	<b>519</b>	<b>71</b>	<b>590</b>	<b>571</b>	<b>34</b>	<b>605</b>	<b>2.5</b>
of which							
Homicide <sup>3</sup>	1	1	2	0	0	0	
Assault	86	21	107	59	17	76	
Negligence	13	5	18	3	0	3	
Sexual violence and sexual exploitation	46	0	46	75	1	76	
Robbery/burglary/theft	142	26	168	106	9	115	
Property damage	17	0	17	6	1	7	
Drug offences	47	9	56	40	3	43	
Fraud/forgery/counterfeiting/corruption	0	0	0	1	0	1	
<b>Crimes and misdemeanours</b>	<b>377</b>	<b>71</b>	<b>448</b>	<b>316</b>	<b>34</b>	<b>350</b>	<b>-21.9</b>
Crimes <sup>1</sup>	125	6	131	146	5	151	<b>15.3</b>
of which drug offences	24	0	24	22	0	22	
Misdemeanours <sup>1</sup>	252	65	317	170	29	199	<b>-37.2</b>
of which drug offences	23	9	32	18	3	21	
<b>Contraventions<sup>2</sup></b>	<b>142</b>	<b>0</b>	<b>142</b>	<b>255</b>	<b>0</b>	<b>255</b>	<b>79.6</b>
of which road traffic	142	0	142	241	0	241	
<b>Juvenile delinquency rate<sup>4</sup></b>	<b>11.9</b>	<b>2.3</b>	<b>7.1</b>	<b>10.2</b>	<b>1.1</b>	<b>5.7</b>	

<sup>1</sup> Crimes and misdemeanours include drug offences

<sup>2</sup> Excludes contraventions established by camera

<sup>3</sup> Exclude 'Abortion' and 'Arson causing death'

<sup>4</sup> Rate per 1,000 mid year juvenile population (excluding contraventions)

Napp... Not Applicable

0 for Nil

Note: Juvenile population as from Year 2023 includes those aged 14 and above but below 18 years.

**Table A1.7 - Victims of selected offences<sup>1</sup> by socio-demographic and other characteristics, Republic of Mauritius, 2024 & 2025**

Characteristics of victim	2024					2025					Number
	Homicides			Assaults	Sexual violence and sexual exploitation	Homicides			Assaults	Sexual violence and sexual exploitation	
	Intentional homicides <sup>2</sup>	Attempted Intentional homicides	Non-int. <sup>3</sup>			Intentional homicides <sup>2</sup>	Attempted Intentional homicides	Non-int. <sup>3</sup>			
<b>Total</b>											
<b>Both sexes</b>	<b>35</b>	<b>26</b>	<b>11</b>	<b>9,564</b>	<b>693</b>	<b>33</b>	<b>26</b>	<b>14</b>	<b>10,305</b>	<b>820</b>	
Male	24	15	9	4,666	47	20	17	12	5,135	100	
Female	11	11	2	4,898	646	13	9	2	5,170	720	
<b>Adult</b>											
<b>Both sexes</b>	<b>33</b>	<b>25</b>	<b>9</b>	<b>8,995</b>	<b>146</b>	<b>31</b>	<b>25</b>	<b>14</b>	<b>9,745</b>	<b>196</b>	
Male	24	15	8	4,330	8	20	17	12	4,786	33	
Female	9	10	1	4,665	138	11	8	2	4,959	163	
<b>Juvenile<sup>4</sup></b>											
<b>Both sexes</b>	<b>2</b>	<b>1</b>	<b>2</b>	<b>569</b>	<b>547</b>	<b>2</b>	<b>1</b>	<b>0</b>	<b>560</b>	<b>624</b>	
Male	0	0	1	336	39	0	0	0	349	67	
Female	2	1	1	233	508	2	1	0	211	557	
<b>Activity Status</b>											
Employed	17	13	5	5,733	78	19	16	5	5,800	106	
Student	1	3	0	599	463	1	0	0	613	517	
Other	17	10	6	3,232	152	13	10	9	3,892	197	
<b>Relationship to offender</b>											
Related	14	9	0	5,288	166	10	7	1	6,254	301	
Not related	21	17	11	4,276	527	23	19	13	4,051	519	
<b>Location of incident</b>											
Private-household	14	10	0	5,952	463	14	8	1	6,706	524	
Educational-institution	0	0	0	167	13	0	0	0	136	9	
Public places <sup>5</sup>	12	14	10	2,831	136	12	15	13	2,840	183	
Other places <sup>6</sup>	9	2	1	614	81	7	3	0	623	104	

<sup>1</sup> A person may be victim of one or more offence and/or an offence may involve one or more victim

<sup>2</sup> Excluding abortion

<sup>3</sup> Non-intentional homicides

<sup>4</sup> Juveniles include person aged below 18 years as per UNODC

<sup>5</sup> Comprising commercial area, hotel, bungalow, public road and public beach

<sup>6</sup> Comprising workplace, hospital, airport, concert, etc.

0 for Nil

**Table A1.8 - Number of civil and criminal cases, Republic of Mauritius, 2024 & 2025**

	2024				2025				Number
	Cases pending as at 1st January	Cases lodged	Cases disposed of	Cases outstanding as at 31st December	Cases pending as at 1st January	Cases lodged	Cases disposed of	Cases outstanding as at 31st December	
<b>Civil cases</b>	<b>15,885</b>	<b>14,202</b>	<b>15,612</b>	<b>14,475</b>	<b>13,270</b>	<b>14,460</b>	<b>14,673</b>	<b>13,057</b>	
<i>of which</i>									
<i>divorce</i>	1,968	3,148	3,445	1,671	1,660	3,129	3,358	1,429	
<i>cases under the Protection from Domestic Violence Act</i>	455	1,507	1,521	441	393	1,709	1,561	541	
<b>Criminal cases<sup>1</sup></b>	<b>55,969</b>	<b>74,384</b>	<b>77,909</b>	<b>52,444</b>	<b>52,820</b>	<b>78,189</b>	<b>73,797</b>	<b>57,212</b>	
<b>Total</b>	<b>71,854</b>	<b>88,586</b>	<b>93,521</b>	<b>66,919</b>	<b>66,090</b>	<b>92,649</b>	<b>88,470</b>	<b>70,269</b>	

<sup>1</sup> Number of civil and criminal cases pending at the beginning of year 2025 have been revised in light of physical count carried out at the end of the year 2024

**Table A1.9 - Convicted offences involving adults and juveniles by outcome of judgment and offence<sup>1</sup>, Republic of Mauritius, 2024 & 2025**

Offences	2024			2025			% Change
	Adult	Juvenile	Total	Adult	Juvenile	Total	Total
<b>Total convicted offences</b>	<b>43,547</b>	<b>7</b>	<b>43,554</b>	<b>48,230</b>	<b>1</b>	<b>48,231</b>	<b>10.7</b>
<b>By outcome of judgment</b>							
Imprisonment	5,521	<i>Napp</i>	5,521	5,966	<i>Napp</i>	5,966	<b>8.1</b>
Detention at RYC <sup>2</sup> & other institutions <sup>3</sup>	<i>Napp</i>	0	0	<i>Napp</i>	0	0	
Detention at CYC <sup>4</sup>	<i>Napp</i>	7	7	<i>Napp</i>	0	0	-85.7
Fine <sup>5</sup>	36,901	0	36,901	40,265	0	40,265	<b>9.1</b>
Other <sup>6</sup>	1,125	0	1,125	1,999	1	2,000	77.7
<b>By offence</b>							
<b>Acts leading to death or intending to cause death</b>	<b>69</b>	<b>0</b>	<b>69</b>	<b>86</b>	<b>0</b>	<b>86</b>	<b>24.6</b>
Intentional homicide	19	0	19	23	0	23	21.1
Attempted intentional homicide	14	0	14	3	0	3	
Non-intentional homicide	35	0	35	58	0	58	65.7
Illegal feticide	0	0	0	2	0	2	
Other acts leading to death or intending to cause death	1	0	1	0	0	0	
<b>Acts causing harm or intending to cause harm to the person</b>	<b>3,695</b>	<b>0</b>	<b>3,695</b>	<b>4,996</b>	<b>0</b>	<b>4,996</b>	<b>35.2</b>
<b>Assault</b>	857	0	857	1,535	0	1,535	79.1
<i>Serious assault</i>	86	0	86	277	0	277	
<i>Minor assault</i>	771	0	771	1,258	0	1,258	
Other assaults or threats	185	0	185	142	0	142	-23.2
Acts against liberty	5	0	5	12	0	12	
Trafficking in persons	0	0	0	2	0	2	
Coercion	9	0	9	45	0	45	
Negligence	1,421	0	1,421	1,720	0	1,720	21.0
<i>of which driving without due care and dangerous driving</i>	694	0	694	868	0	868	25.1
<i>making use of cellular phone whilst driving</i>	517	0	517	582	0	582	12.6
Dangerous acts	1,218	0	1,218	1,540	0	1,540	26.4
<i>of which driving motor vehicle with alcohol concentration above prescribed limit</i>	560	0	560	968	0	968	72.9
<b>Injurious acts of a sexual nature</b>	<b>69</b>	<b>0</b>	<b>69</b>	<b>81</b>	<b>0</b>	<b>81</b>	<b>17.4</b>
Sexual violence	39	0	39	44	0	44	12.8
<i>of which rape</i>	6	0	6	5	0	5	
<i>sodomy</i>	5	0	5	11	0	11	
<i>Sexual intercourse with minor under 16; with handicapped person; with specified person</i>	13	0	13	10	0	10	
Sexual exploitation	30	0	30	37	0	37	23.3
<b>Acts against property involving violence or threat against a person</b>	<b>1,119</b>	<b>1</b>	<b>1,120</b>	<b>1,614</b>	<b>0</b>	<b>1,614</b>	<b>44.1</b>
<i>Robbery</i>	1,119	1	1,120	1,614	0	1,614	44.1

**Table A1.9 (cont'd) - Convicted offences involving adults and juveniles by outcome of judgment and offence<sup>1</sup>, Republic of Mauritius, 2024 & 2025**

Offences	2024			2025			% Change
	Adult	Juvenile	Total	Adult	Juvenile	Total	Total
<b>Acts against property only</b>	<b>3,781</b>	<b>4</b>	<b>3,785</b>	<b>4,227</b>	<b>0</b>	<b>4,227</b>	<b>11.7</b>
Burglary	996	2	998	842	0	842	-15.6
Theft	2,554	2	2,556	3,066	0	3,066	20.0
Intellectual property offences	28	0	28	5	0	5	-82.1
Property damage	203	0	203	314	0	314	54.7
<b>Acts involving controlled drugs or other psychoactive substances (drug offences)</b>	<b>1,747</b>	<b>0</b>	<b>1,747</b>	<b>1,678</b>	<b>1</b>	<b>1,679</b>	<b>-3.9</b>
<b>Acts involving fraud, deception or corruption</b>	<b>951</b>	<b>0</b>	<b>951</b>	<b>1,192</b>	<b>0</b>	<b>1,192</b>	<b>25.3</b>
<b>Fraud</b>	<b>79</b>	<b>0</b>	<b>79</b>	<b>103</b>	<b>0</b>	<b>103</b>	<b>30.4</b>
<b>Forgery/counterfeiting</b>	<b>39</b>	<b>0</b>	<b>39</b>	<b>109</b>	<b>0</b>	<b>109</b>	<b>179.5</b>
Corruption	73	0	73	91	0	91	24.7
<i>of which bribery by public official</i>	4	0	4	3	0	3	
<i>bribery of public official</i>	1	0	1	2	0	2	
Acts involving the proceeds of crime	727	0	727	856	0	856	
Other acts involving fraud, deception or corruption	33	0	33	33	0	33	
<b>Acts against public order, authority and provisions of the State</b>	<b>5,631</b>	<b>2</b>	<b>5,633</b>	<b>6,087</b>	<b>0</b>	<b>6,087</b>	<b>8.1</b>
Acts against public order behavioural standards	610	0	610	487	0	487	
Acts against public order sexual standards	35	0	35	356	0	356	
Acts contrary to public revenue or regulatory provisions	412	0	412	274	0	274	
<i>of which revenue offences</i>	409	0	409	274	0	274	
Acts against the justice system	4,457	2	4,459	4,780	0	4,780	
Acts related to democratic elections	0	0	0	3	0	3	
Acts contrary to labour law	117	0	117	187	0	187	
<b>Acts against public safety and state security</b>	<b>21,030</b>	<b>0</b>	<b>21,030</b>	<b>23,587</b>	<b>0</b>	<b>23,587</b>	<b>12.2</b>
Acts involving weapons, explosives and other destructive materials	85	0	85	78	0	78	
Acts against computer systems	39	0	39	130	0	130	
<b>Non-injurious traffic violations<sup>5</sup></b>	<b>20,906</b>	<b>0</b>	<b>20,906</b>	<b>23,379</b>	<b>0</b>	<b>23,379</b>	<b>11.8</b>
<i>of which speeding</i>	5,391	0	5,391	4,896	0	4,896	
<i>failing to wear seat belt whilst driving</i>	799	0	799	952	0	952	
<i>driving without licence</i>	953	0	953	1,239	0	1,239	
<i>protective helmet improperly secured</i>	205	0	205	245	0	245	
<b>Acts against the natural environment</b>	<b>706</b>	<b>0</b>	<b>706</b>	<b>758</b>	<b>0</b>	<b>758</b>	<b>7.4</b>
<b>Other criminal acts not elsewhere classified</b>	<b>4,749</b>	<b>0</b>	<b>4,749</b>	<b>3,924</b>	<b>0</b>	<b>3,924</b>	<b>-17.4</b>
<b>Conviction rate<sup>7</sup></b>	<b>19.6</b>	<b>0.1</b>	<b>18.0</b>	<b>20.9</b>	<b>0.0</b>	<b>19.2</b>	<b>6.7</b>

NB: As from this issue, figures for 2022 and 2023 for the Financial Crimes Division and Children's Court have been included.

<sup>1</sup> Based on international classification of crime for Statistical purpose (ICCS) Version 1.0 (UNODC)

<sup>2</sup> Rehabilitation Youth Centre

<sup>3</sup> Other institutions comprise Probation Home/Hostel/SOS Village/Terre de Paix, etc

<sup>4</sup> Correctional Youth Centre

<sup>5</sup> Exclude figures under fixed penalty notice

<sup>6</sup> Other comprise Probation Order, Community Service Order and conditional and absolute discharges

<sup>7</sup> Excluding contraventions

Napp: Not Applicable

0 for Nil

**Table A1.10 - Daily average and admission of detainees for adults and juveniles<sup>1</sup>, Republic of Mauritius, 2024 & 2025**

	2024			2025			% change in Total
	Male	Female	Total	Male	Female	Total	
<b>Adult and Juvenile</b>							
<i>Daily average</i>							
Convicts	1,252	49	1,301	1,497	57	1,554	19.4
Remand and trials	1,201	117	1,318	1,135	125	1,260	-4.4
<b>Total</b>	<b>2,453</b>	<b>166</b>	<b>2,619</b>	<b>2,632</b>	<b>182</b>	<b>2,814</b>	<b>7.4</b>
<b>Adult</b>							
<i>Daily average</i>							
Convicts	1,251	49	1,300	1,496	57	1,553	19.5
Remand and trials	1,198	116	1,314	1,131	124	1,255	-4.5
<b>Total</b>	<b>2,449</b>	<b>165</b>	<b>2,614</b>	<b>2,627</b>	<b>181</b>	<b>2,808</b>	<b>7.4</b>
<i>Admission</i>							
By number of previous imprisonment							
None	1,280	70	1,350	1,322	110	1,432	6.1
One	823	52	875	859	29	888	1.5
Two or more	2,768	85	2,853	3,178	99	3,277	14.9
<b>Total</b>	<b>4,871</b>	<b>207</b>	<b>5,078</b>	<b>5,359</b>	<b>238</b>	<b>5,597</b>	<b>10.2</b>
<b>Juvenile</b>							
<i>Daily average</i>							
Convicts	1	0	1	1	0	1	
Remand and trials	3	1	4	4	1	5	25.0
<b>Total</b>	<b>4</b>	<b>1</b>	<b>5</b>	<b>5</b>	<b>1</b>	<b>6</b>	<b>20.0</b>
<i>Admission</i>							
<i>Correctional Youth Centre</i>							
Convicts	7	0	7	0	0	0	
<i>Sexual Offences</i>	0	0	0	0	0	0	
<i>Theft/Burglary/Robbery</i>	5	0	5	0	0	0	
<i>Other offences</i>	2	0	2	0	0	0	
Remand	9	2	11	13	0	13	18.2
<b>Total</b>	<b>16</b>	<b>2</b>	<b>18</b>	<b>13</b>	<b>0</b>	<b>13</b>	<b>-27.8</b>
<i>Rehabilitational Youth Centre</i>							
Convicts	0	0	0	0	0	0	
<i>Theft/Burglary/Robbery</i>	0	0	0	0	0	0	
<i>Child beyond control</i>	0	0	0	0	0	0	
<i>Other cases</i>	0	0	0	0	0	0	
Remand	3	1	4	0	0	0	
<b>Total</b>	<b>3</b>	<b>1</b>	<b>4</b>	<b>0</b>	<b>0</b>	<b>0</b>	
<b>Imprisonment rate<sup>2</sup></b>	<b>397.9</b>	<b>26.4</b>	<b>210.3</b>	<b>428</b>	<b>29</b>	<b>226.3</b>	
<b>Average prison occupancy level<sup>3</sup></b>	<b>69.4</b>	<b>84.8</b>	<b>70.2</b>	<b>73.5</b>	<b>86.8</b>	<b>74.3</b>	

<sup>1</sup>Juveniles include person aged 14 and above but below 18 years.

<sup>2</sup> Daily average number of detainees per 100,000 population

<sup>3</sup> Prison population as a percentage of the prison capacity

0 for Nil

**Table A1.11 - Convicts admission rate<sup>1</sup> by age-group and sex, Republic of Mauritius, 2024 & 2025**

Age-group (years)	2024						2025					
	Male		Female		Total		Male		Female		Total	
	No.	Rate	No.	Rate	No.	Rate	No.	Rate	No.	Rate	No.	Rate
<b>14-17</b>	7	22.1	0	0	7	11.1	0	0	0	0	0	0
<b>18 - 21</b>	287	839.4	11	31.7	298	432.3	203	609.6	16	47.7	219	327.7
<b>22 - 25</b>	820	2301.2	39	110.2	859	1209.2	778	2203.8	34	95.2	812	1142.5
<b>26 - 30</b>	1280	2624.6	48	105.7	1328	1410.1	1343	2851.3	55	123.9	1398	1528.1
<b>31 - 35</b>	1040	2007.6	50	105.6	1090	1099.4	1225	2372.7	41	86.6	1266	1279.1
<b>36 - 50</b>	1224	903.4	46	35.1	1270	476.7	1549	1138.4	71	54.4	1620	607.6
<b>Over 50</b>	220	118.5	13	6.1	233	58.4	261	139.0	21	9.7	282	69.8
<b>Total</b>	<b>4878</b>	<b>932.6</b>	<b>207</b>	<b>38.4</b>	<b>5085</b>	<b>478.9</b>	<b>5359</b>	<b>1026.4</b>	<b>238</b>	<b>44.2</b>	<b>5597</b>	<b>527.7</b>

<sup>1</sup>Rate per 100,000 population

0 for Nil

**Table A1.12 - Fine defaulters admitted to prisons by amount of fine due, Republic of Mauritius, 2024 & 2025**

Amount of fine (Rs)	2024	2025	% change
< 1,001	<b>70</b>	<b>119</b>	70.0
1,001 - 5,000	<b>290</b>	<b>428</b>	47.6
5,001 -10,000	<b>61</b>	<b>111</b>	82.0
10,001 - 20,000	<b>26</b>	<b>59</b>	126.9
20,001 - 25,000	<b>6</b>	<b>5</b>	-16.7
25,001 - 30,000	<b>6</b>	<b>11</b>	83.3
30,001 - 60,000	<b>22</b>	<b>12</b>	-45.5
60,001 & over	<b>7</b>	<b>15</b>	114.3
<b>Total</b>	<b>488</b>	<b>760</b>	<b>55.7</b>

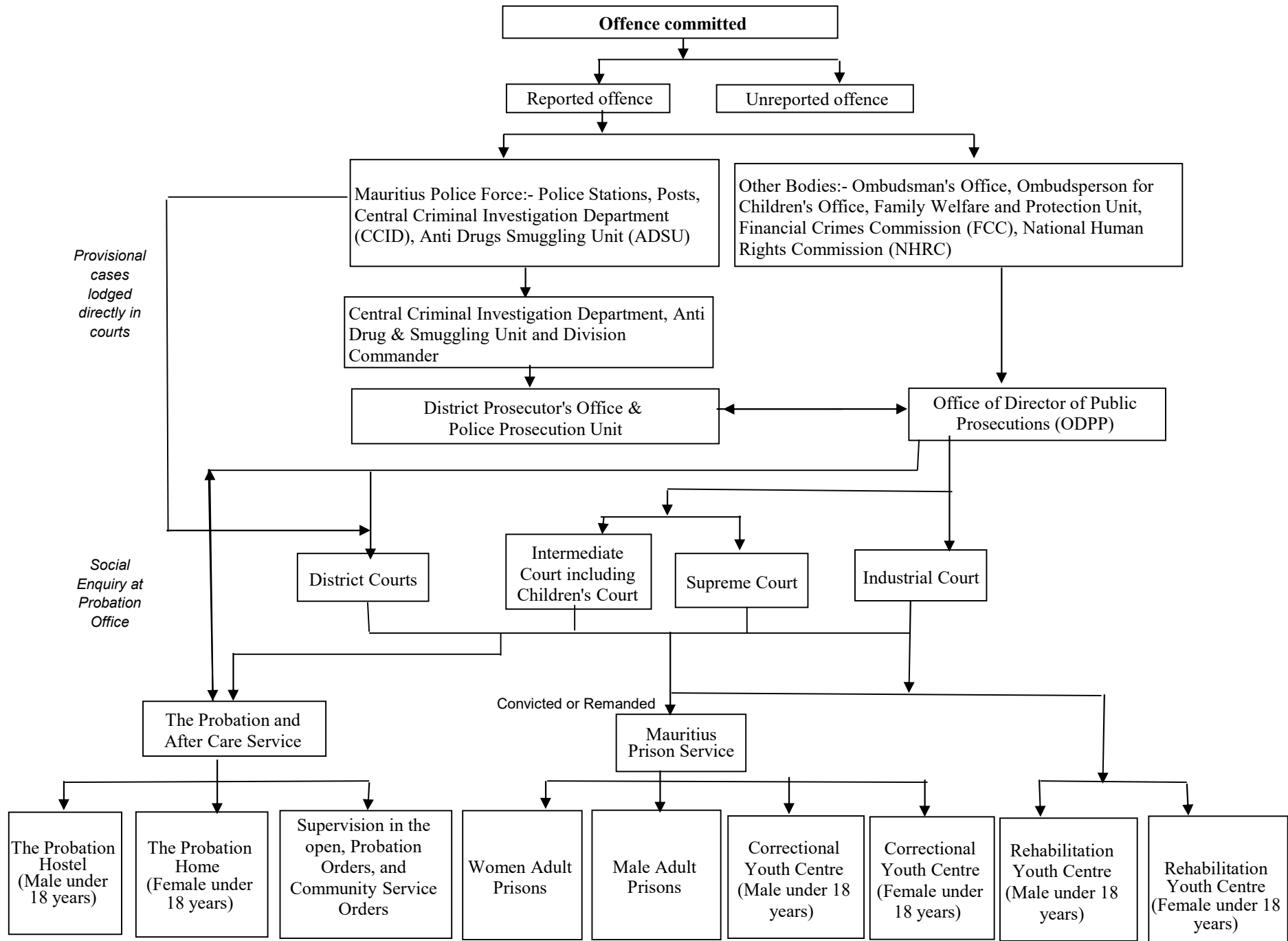
**Table A1.13 - Admission of convicts to prisons by offence<sup>1</sup> and length of sentence, Republic of Mauritius, 2024 & 2025**

	2024	2025	% change
<b><u>By offence</u></b>			
<b>Acts leading to death or intending to cause death</b>	<b>24</b>	<b>32</b>	<b>33.3</b>
Intentional homicide	12	22	
Attempted intentional homicide	0	0	
Non intentional homicide	12	10	
<b>Acts causing harm or intending to cause harm to the person</b>	<b>308</b>	<b>623</b>	<b>102.3</b>
<i>of which assault</i>	130	375	
<i>serious assault</i>	71	103	
<i>minor assault (simple assault)</i>	59	272	
<b>Injurious acts of a sexual nature</b>	<b>34</b>	<b>41</b>	<b>20.6</b>
Sexual violence	20	23	
<i>of which rape</i>	3	3	
Sexual exploitation	14	18	
<b>Acts against property involving violence or threat against a person</b>	<b>852</b>	<b>788</b>	<b>-7.5</b>
<i>of which robbery</i>	846	784	
<b>Acts against property only</b>	<b>2,228</b>	<b>2,176</b>	<b>-2.3</b>
<i>of which burglary</i>	593	529	
<i>theft</i>	1,621	1,613	
<i>property damage</i>	14	32	
<b>Acts involving controlled drugs or other psychoactive substances (drug offences)</b>	<b>355</b>	<b>523</b>	<b>47.3</b>
<b>Acts involving fraud, deception or corruption</b>	<b>154</b>	<b>175</b>	<b>13.6</b>
<i>of which fraud</i>	26	34	
<i>forgery/counterfeiting</i>	7	5	
<i>corruption</i>	24	19	
<b>Acts against public order, authority and provisions of the State</b>	<b>951</b>	<b>1,007</b>	<b>5.9</b>
<i>of which rogue and vagabond</i>	47	68	
<i>aiding and abetting in the commission of a crime</i>	43	58	
<i>breach of condition of release</i>	490	663	
<i>breach of protection order</i>	247	80	
<b>Acts against public safety and state security</b>	<b>147</b>	<b>170</b>	<b>15.6</b>
<i>of which possession of offensive weapon</i>	24	15	
<b>Other criminal acts not elsewhere classified</b>	<b>32</b>	<b>62</b>	<b>93.8</b>
<b>Total</b>	<b>5,085</b>	<b>5,597</b>	<b>10.1</b>
<b><u>By length of sentence</u></b>			
< 1 month	1,750	2,029	15.9
1 - 3 months	1,563	1,662	6.3
4 - 6 months	782	790	1.0
7 - 18 months	748	757	1.2
7 - 12 months	592	615	3.9
13 - 18 months	156	142	-9.0
19 months to less than 2 years	13	16	23.1
Two years and over	229	342	49.3
Life sentence	0	1	
Undefined (fine defaulters)	488	760	55.7
<b>Total</b>	<b>5,085</b>	<b>5,597</b>	<b>10.1</b>

<sup>1</sup> Based on International Classification of Crime for Statistical Purpose (ICCS) Version 1.0 (UNODC)

0 for Nil

# National Criminal Chart, Republic of Mauritius



## GLOSSARY

1. **Absolute discharge** is complete and unconditional release.
2. **Acts against liberty** is taking away or limiting the movement or liberty of a person.
3. **Admission rate** is defined as the number of people admitted to prison in a given year per 100,000 mid-year population.
4. **Assault** is defined as intentional or reckless application of physical force inflicted upon the body of a person.
5. **Acquitted** means dismissed.
6. **Burglary** is defined as unlawful entry into someone else's premises with the intention to commit a theft.
7. **Cases** to the police are:
  - either offences punishable by law such as **crimes** (which are punishable by penal servitude and/or a fine exceeding Rs 10,000), **misdemeanours** (which are punishable by imprisonment for a term exceeding 30 days and/or a fine exceeding Rs 10,000) and **contraventions** (which are punishable by imprisonment for a term not exceeding 30 days and/or a fine not exceeding Rs 10,000),
  - or relate to other occurrences such as accidental deaths, accidental fires, suicides or attempted suicides and street accidents.

### 8. **Children's Act 2020**

The Children's Act received presidential assent in December 2020 and was proclaimed on 24 January 2022. The Act caters for

- (i) children in need of assistance, care and protection
- (ii) child offenders
- (iii) child victims and witnesses

The first category includes 'children with serious behavioural concerns', while the second category can be split into two types:

- (a) child suspects under the age of criminal responsibility i.e below the age of 14, and
- (b) juvenile offenders aged 14 or above but below the age of 18.

Children with serious behavioural concerns and child offenders are under the responsibility of the Probation and After Care Service.

9. **Child Assessment**

Every child alleged to have committed an offence is required to undergo an assessment by a probation officer.

10. **Coercion** is demanding a particular course of action through the use of force, threat intimidation, threat to reveal compromising information, or threat of defamation.

11. **Community Service Order** is a sentence requiring an offender to perform unpaid community work in lieu of imprisonment or non-payment of fines.

12. **Conditional discharge** is a sentence whereby an offender is released under certain conditions, e.g. to be of good behaviour for a specified period of time.

13. **Contraventions (least serious offences)** are defined as offences that are punishable by:

(a) imprisonment for a term not exceeding 30 days;

(b) fine not exceeding 10,000 rupees.

14. **Cost of detainee** is based on the recurrent expenditure of the prisons, the social aid granted to the detainees' ward(s) and the value of labour contribution of detainees to the prisons' workshops.

15. **Crimes (most serious offences)** are defined as offences that are punishable by:

(a) penal servitude;

(b) fine exceeding 10,000 rupees.

16. **Criminal case** is a case dealing with an offender indicted for an offence.

17. **Cumulative Road Traffic Offences (CRTO)**

Cumulative Road Traffic Offence (CRTO) means an offence stipulated in the third Schedule of the Road Traffic Act (Sect 123 AG of RTA).

(a) Where a person is convicted on a fourth occasion for one or more offences specified in the third schedule and those offences committed within a period of 24 months, the Court shall disqualify him/her from holding or obtaining a driving license for all classes of motor vehicles for a period of not less than 6 months nor more than 12 months.

(b) Whereas when a person is convicted on a second occasion for a Cumulative Road Traffic Offence (CRTO) within a period of 24 months, the Licensing Officer shall inform that person by way of a Notice that he/she has been convicted two times for a CRTO.

## 18. **Fines for exceeding speed**

As per the Road Traffic (Amendment) Act 2018 (Act No. 12 of 2018), with effect from 01 October 2018, a new graduated scale of fines for exceeding speed limits was introduced as follows:

- (a) fine of Rs 2,500 for exceeding the speed limit by not more than 15 km per hour;
- (b) fine of Rs 5,000 for exceeding the speed limit by more than 15 but not more than 25 km per hour and
- (c) fine of Rs 10,000 for driving at a speed exceeding the authorised speed limit by more than 25 km per hour.

19. **Dangerous acts** are bodily harm or potential for bodily harm caused by a person's dangerous behaviour or act carried out with the knowledge that the act has potential to cause harm.

20. **Detainee** is referred to as any person confined to prison and is classified as follows:

- (a) **Convict:** person sentenced to imprisonment.
- (b) **Person on remand and trial:** person charged for an offence with a court of law and awaiting judgment.

21. **Drug offences** are as spelt out under the Dangerous Drug Act 2000. They relate mainly to drugs like ganja, heroin, hashish, opium, cocaine and other psychotropic substances.

22. **Embezzlement** is defined as the wrongful appropriation of another person's property that is already in the possession of the person doing the appropriating.

23. **Fine defaulters** are convicts sentenced to imprisonment for non-payment of fines; they either stay in prison for a specified period, benefit from a community service order or are released as soon as they pay the fines.

24. **Forgery/counterfeiting** is creating, manufacturing, selling, passing or possessing a false imitation of goods, or an instrument to create a false imitation of goods.

25. **Fraud** is defined as the acquisition of another person's property by deception.

26. **Illegal feticide** is defined as unlawful death of a foetus intentionally procured or conducted by a person.

27. **Intellectual property offences** are unlawful copying, using, reproducing or other infringements of copyrights, patents, trademarks or other intellectual property.

28. **Intentional homicide** is defined as unlawful death inflicted upon a person with the intent to cause death.

## 29. **Investigation and prosecution**

On completion of police enquiries/investigations, cases are taken to court for prosecution either as decided by Police or upon the advice of the Director of Public

Prosecutions (DPP). However, for some cases, prosecution does not follow for the following reasons: (a) false or doubtful complaint, (b) no offence committed (c) trifling cases, (d) accused unknown, (e) accused absconded, (f) evidence insufficient, (g) accused dead or insane, (h) caution administered, (i) no further action as advised by the DPP.

30. **Juvenile** is defined as person aged below 18 years.
31. **Juvenile delinquency rate** is defined as the number of juvenile offenders involved in offences (excluding contraventions) per 1,000 juvenile population.
32. **Manslaughter** is classified as ‘non-intentional homicide’, referring to the unlawful killing of a person without intent to cause death or serious injury.
33. **Minor assault** is intentional or reckless application of minor physical force inflicted upon the body of a person resulting in no injury or minor bodily injury.
34. **Misdemeanours (less serious offences)** are defined as offences that are punishable by:
  - (a) imprisonment for a term exceeding 30 days;
  - (b) fine exceeding 10,000 rupees.
35. **Murder** is unlawful death inflicted upon a person with the intent to cause death or serious injury, including when premeditated and/or with malice aforethought.
36. **Negligence** is defined as bodily harm or potential for bodily harm from a person’s negligent, reckless or careless behaviour.
37. **Non-adjudicated** is the formal withdrawal of charge(s) by the Police, Director of Public Prosecutions or Attorney-General or by the courts; it includes nolle prosequi and struck out.
38. **Non-injurious traffic violations** is the criminal acts under the traffic code and traffic regulations by a person that do not result in injury or death.
39. **Non-intentional homicide** is unlawful death unintentionally inflicted upon a person by another person.
40. **Parenting Support intervention (PSI)**

A parental support intervention is conducted by a probation officer in cases involving a child with serious behavioural concerns, with the aim of assisting the parents in managing the child's behaviour effectively.
41. **Prison occupancy level** is defined as the prison population divided by the prison capacity (number of beds).
42. **Probation order** is a sentence whereby an offender is placed under the supervision of a probation officer for a period not less than one nor more than three years.
43. **Property damage** is willful destruction, damage or defacement of property.
44. **Robbery** is defined as the theft of property from a person, overcoming resistance by force or threat of force.

45. **Serious assault** is defined as intentional or reckless application of serious physical force inflicted upon the body of a person resulting in serious bodily injury.
46. **Sexual violence** is defined as unwanted sexual act, attempt to obtain a sexual act, or contact or communication with unwanted sexual attention without valid consent or with consent as a result of intimidation, force, fraud, coercion, threat, deception, use of drugs or alcohol, or abuse of power or of a position of vulnerability.
47. **Sexual exploitation** is defined as acts of abuse of a position of vulnerability, power or trust, or use of force or threat of force, for profiting financially, physically, socially or politically from the prostitution or sexual acts of a person.
48. **Theft** is defined as unlawfully taking or obtaining of property with the intent to permanently withhold it from a person or organization without consent and without the use of force, threat of force or violence, coercion or deception.
49. **Victim** is referred to as a person who has been affected by an offence committed by another person.

**General Structure of International Classification of Crime for Statistical Purposes  
(ICCS) Version 1.0**

**Section 01 Acts leading to death or intending to cause death**

- 0101 Intentional homicide
- 0102 Attempted intentional homicide
- 0103 Non-intentional homicide
- 0104 Assisting or instigating suicide
- 0105 Euthanasia
- 0106 Illegal feticide
- 0107 Unlawful killing associated with armed conflict
- 0109 Other acts leading to death or intending to cause death

**Section 02 Acts causing harm or intending to cause harm to the person**

- 0201 Assaults and threats
  - 02011 Assault
    - 020111 Serious assault
    - 020112 Minor assault
  - 02012 Threat
  - 02019 Other assaults or threats
- 0202 Acts against liberty
- 0203 Slavery and exploitation
- 0204 Trafficking in persons (TIP)
- 0205 Coercion
- 0206 Negligence
  - 02063 Making use of cellular phone whilst driving
- 0207 Dangerous acts
  - 020721 Driving motor vehicle with alcohol concentration above prescribed limit
- 0208 Acts intended to induce fear or emotional distress
- 0209 Defamation or insult
- 0210 Discrimination
- 0211 Acts that trespass against the person
- 0219 Other acts causing harm or intending to cause harm to the person

**Section 03 Injurious acts of a sexual nature**

- 0301 Sexual violence
  - 03011 Rape

03019 Sodomy

0302 Sexual exploitation

0309 Other injurious acts of a sexual nature

**Section 04 Acts against property involving violence or threat against a person**

0401 Robbery

0409 Other acts against property involving violence or threat against a person

**Section 05 Acts against property only**

0501 Burglary

0502 Theft

050211 Theft of a motorized land vehicle (Larceny of motor vehicles)

050229 Other theft of personal property (e.g. simple larcenies)

Intellectual property offences

0504 Property damage

0509 Other acts against property only

**Section 06 Acts involving controlled drugs or other psychoactive substances**

0601 Unlawful acts involving controlled drugs or precursors

0602 Unlawful acts involving alcohol, tobacco or other controlled substances

0609 Other acts involving controlled drugs or other psychoactive substances

**Section 07 Acts involving fraud, deception or corruption**

0701 Fraud

0702 Forgery/counterfeiting

0703 Corruption

07031 Bribery by public official

07031 Bribery of public official

0704 Acts involving the proceeds of crime

0709 Other acts involving fraud, deception or corruption

**Section 08 Acts against public order, authority and provisions of the State**

0801 Acts against public order behavioural standards

0802 Acts against public order sexual standards

0803 Acts related to freedom of expression or control of expression

0804 Acts contrary to public revenue or regulatory provisions

0805 Acts related to migration

0806 Acts against the justice system

0807 Acts related to democratic elections

0808 Acts contrary to labour law

0809 Other acts against public order, authority and provisions of the State

**Section 09 Acts against public safety and state security**

0901 Acts involving weapons, explosives and other destructive materials

0902 Acts against health and safety

0903 Acts against computer systems

0904 Acts against state security

0905 Acts related to an organized criminal group

0906 Terrorism

0907 Non-injurious traffic violations

0907 Speeding

0907 Failing to wear seat belt whilst driving

0907 Driving without licence

0907 Protective helmet improperly secured

0909 Other acts against public safety and state security

**Section 10 Acts against the natural environment**

1001 Acts that cause environmental pollution or degradation

1002 Acts involving the movement or dumping of waste

1003 Trade or possession of protected or prohibited species of fauna and flora

1004 Acts that result in the depletion or degradation of natural resources

1009 Other acts against the natural environment

**Section 11 Other criminal acts not elsewhere classified**

1101 Acts under universal jurisdiction

1102 Acts contrary to youth regulations and acts on minors

1109 Other criminal acts not elsewhere classified

**Statistics Mauritius**  
**LIC Centre,**  
**John Kennedy Street,**  
**Port Louis, MAURITIUS**  
**T: +230 650 1800**  
**F: +230 211 4150**  
**W: <https://statsmauritius.govmu.org>**  
**E: [statsmauritius@govmu.org](mailto:statsmauritius@govmu.org)**

