



Economic and Social Indicators

Issue No 1839

Social Security Statistics

Year 2023/2024

Released online : Friday 28 February 2025

<https://statsmauritius.govmu.org>

Price: Rs 40.00

Statistics Mauritius
Ministry of Finance
Port Louis

Note: Readers are invited to make the distinction between official data which are published in the Economic and Social indicators and the analysis presented for the benefit of general readers. Differences of opinion may arise regarding the analytical part but these do not in any way, undermine the quality of the data. The Editors welcome constructive critical comments.

SOCIAL SECURITY STATISTICS

July 2023 – June 2024

1. INTRODUCTION

This issue of the 'Economic and Social Indicators' presents statistics on the main social security benefits provided by the Social Security and National Solidarity Division of the Ministry of Social Integration, Social Security and National Solidarity for the period July 2019 to June 2024. Social Security benefits are classified as:

- ❖ Non-contributory benefits financed by government and are payable to every Mauritian citizen under certain conditions; and
- ❖ Contributory benefits payable only to, or on behalf of, those persons who have contributed to the National Pensions Fund (NPF)

Social Security Statistics was reported on a calendar (January to December) year basis instead of the financial (July to June) year basis from year 2010 to year 2014. This followed Government decision taken in July 2008 to change reporting period of Government account from year ending 30 June to year ending 31 December. Then in 2015, following Government decision, reporting period reverted to the financial year basis (July to June). This publication presents main summary statistics on Social Security for the period July 2023 to June 2024.

For the financial year 2023/2024, the number of beneficiaries relates to June 2024, while the amount paid refers to financial year. Figures for 2023/2024 are subject to revision in future issues as additional information becomes available.

Detailed explanatory notes on the different benefits are given at section 9.

2. HIGHLIGHTS – REPUBLIC OF MAURITIUS

- a. As at June 2024, the number of beneficiaries of **Basic Retirement Pension** reached 269,887, some 3.9% more compared to June 2023. The cost to Government was Rs 41.8 billion in 2023/2024 i.e. 19.7% higher than that in 2022/2023.
- b. There were 17,133 **Basic Widow's Pensioners** in June 2024 compared to 17,753 one year earlier, showing a decrease of 3.5%. The amount disbursed increased by 12.9% to Rs 2.8 billion in 2023/2024.
- c. The number of **Basic Invalid's Pensioners** as at June 2024 was 28,969, i.e., a decrease of 5.7% compared to 30,728 a year earlier. The total amount disbursed from July 2023 to June 2024 rose by 9.9% to reach Rs 5.2 billion.
- d. At June 2024, the number of beneficiaries of **Basic Orphan's Pension** stood at 377 compared to 398 at June 2023 and expenditure amounted to Rs 76.5 million for the period July 2023 to June 2024.
- e. **Social Aid** benefits were paid to 11,169 families in June 2024, i.e., a decrease of 20.1% over the figure for June 2023. Amount paid registered an increase of 6.5% to reach Rs 607.1 million in 2023/2024.

3. EXPENDITURE ON SOCIAL SECURITY AND WELFARE – (TABLE 1)

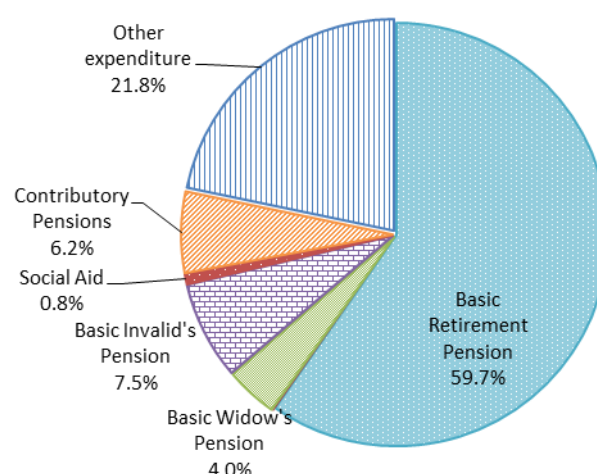
Government expenditure on Social Security and Welfare consists of expenditure and transfers made by government for the social welfare of the community, in line with the recommendations of the Government Finance Statistics Manual 2014 of the International Monetary Fund. It covers all expenses made by the Ministry of Social Integration, Social Security and National Solidarity (Social Security and National Solidarity Division) and the Ministry of Gender Equality, Child Development and Family Welfare together with components of social welfare of all government organizations as well as Local Government.

As from 2013, it is to be noted that Government expenditure on Social Security and Welfare excludes Public Service Pension due to accrual treatment of payments of employment related pension.

Government expenditure on Social Security and Welfare is estimated at Rs 70.0 billion for the period July 2023 to June 2024, representing 35.2% of total government expenditure and 9.9% of the Gross Domestic Products (GDP) at market prices.

The main components were the Basic Retirement Pension with a share of 59.7%, followed by expenses on welfare by other Ministries, 21.8%.

Figure 1 - Components of government expenditure on social security and welfare, Jul 2023 to Jun 2024



4. NON-CONTRIBUTORY BENEFITS

These benefits include:

- ❖ Basic pensions which cater for elderly, invalids, widows and orphans irrespective of their economic status;
- ❖ Allowances such as Social Aid, Food Aid, Unemployment Hardship Relief and Funeral Grant which are payable to the low-income group of the population; and
- ❖ Inmates allowance and indoor relief payable to, or on behalf of, those Mauritians residing in government-subsidized institutions such as old-people homes, infirmaries and orphanages.

The pension rates payable for non-contributory benefits are given at Table 8.

4.1 BASIC PENSIONS

4.1.1 Basic Retirement Pension – BRP (Table 2.1)

Basic Retirement Pension, also known as old-age pension, is payable to every Mauritian citizen aged 60 years and above, subject to certain residency conditions.

The number of old-age pensioners, which stood at 259,747 as at June 2023 increased by 3.9% to reach 269,887 as at June 2024. The old-age pension cost government Rs 41.8 billion during 2023/2024, representing an increase of 19.7% over 2022/2023.

.4.1.2 Basic Widow's Pension – BWP (Table 2.1)

Basic Widow's Pension is payable to widows aged 15 to 59 years who were either civilly and/or religiously married to their late husband. There were 17,133 Basic Widow's Pensioners in June 2024 compared to 17,753 one year earlier, showing a decrease of 3.5%.

Government expenditure on BWP increased by 12.9% from Rs 2,455.2 million in 2022/2023 to Rs 2,771.3 million in 2023/2024.

4.1.3 Basic Invalid's Pension – BIP – (Table 2.1)

The Basic Invalid's Pension is payable to any person under the age of 60, if certified by a Medical Board that the person is either permanently or substantially incapacitated to a degree of 60% or more for at least 12 months. The number of such beneficiaries decreased from 30,728 in June 2023 to 28,969 in June 2024, down by 5.7%.

The total amount spent on Basic Invalid's Pension rose by 9.9% from Rs 4,764.5 million in 2022/2023 to Rs 5,237.7 million in 2023/2024.

4.1.4 Basic Orphan's Pension (BOP) – (Table 2.1)

Basic Orphan's Pension is payable to all orphans under the age of 15, or under 23 years, if they are in full-time education.

The number of beneficiaries of Basic Orphan's Pension decreased from 398 in June 2023 to 377 in June 2024. Its cost amounted to Rs 76.5 million in 2023/2024, representing a 13.7% increase over 2022/2023.

4.1.5 Child's Allowance – (Table 2.1)

Child's allowance is payable to children of beneficiaries of Basic Retirement Pension, Basic Widow's Pension and Basic Invalid's Pension in respect of a child below 15 years, or below 23 years, if in full-time education. The total number of children benefiting from Child's allowance increased by 1.0% from 12,990 in June 2023 to 13,123 in June 2024. Out of this total, 50.6% were children of Basic Invalid's pensioners followed by those of Basic Widow's Pensioners (34.4%).

4.2 OTHER NON - CONTRIBUTORY SOCIAL BENEFITS – (TABLES 3 & 4)

4.2.1 Social Aid

Social Aid is an income-tested scheme. It is payable to the head of a family who is incapable of earning his living adequately and who has insufficient means to support himself and his dependents. The total number of families benefiting from such assistance decreased by 20.1% from 13,976 in June 2023 to 11,169 in June 2024. Amount paid registered an increase of 6.5% to reach Rs 607.1 million in 2023/2024.

4.2.2 Income Support for purchase of rice and flour

In order to support needy Mauritians for the purchase of rice and flour, a Food Aid Scheme and an Income Support Scheme were introduced when government subsidy on rice and flour was discontinued. Afterwards, even when government subsidy was reinstated, Government decided to continue giving Food Aid and Income Support to alleviate the needy Mauritians.

The number of persons who were benefiting from Food Aid Scheme or Income Support Scheme was 54,180 in June 2024 and the total amount paid from July 2023 to June 2024 was Rs 248.6 million.

4.2.3 Indoor Relief

Indoor relief is the grant paid to an institution in respect of every person residing in the institution, if that person would have otherwise benefited from a basic pension or Social Aid. The number of beneficiaries decreased from 631 in June 2023 to 628 in June 2024, showing a decrease of 0.5%. The amount paid under this scheme was Rs 79.8 million for the period July 2023 to June 2024.

4.2.4 Inmate's Allowance

Inmate's Allowance refers to the pocket money given to certain residents of government-subsidized institutions and of the government psychiatric hospital, Brown Sequard Hospital. In June 2024, some 822 persons received such allowance as compared to 716 in June 2023, representing an increase of 14.8%. The amount spent under this item increased by 46.6% from Rs 14.6 million in 2022/2023 to Rs 21.4 million in 2023/2024.

4.2.5 Unemployment Hardship Relief

Unemployment Hardship Relief (UHR) is payable to unemployed heads of families whose family income is not sufficient to meet the needs of the members. The number of beneficiaries of UHR decreased by 27.0%, from 163 in June 2023 to 119 in June 2024 and the amount paid to these beneficiaries decreased by 83.3% from Rs 8.4 million in 2022/2023 to Rs 1.4 million in 2023/2024.

4.2.6 Funeral Grant

Funeral grant is meant to cover funeral expenses of persons from low-income families. The number of payments for funeral expenses stood at 3,667 during July 2023 to June 2024. The amount disbursed was Rs 45.4 million during the same period.

5. NATIONAL PENSION FUND, NATIONAL SAVINGS FUND AND CONTRIBUTORY BENEFITS

5.1 NATIONAL PENSIONS FUND

The National Pension Scheme, introduced in April 1976, provides for the payment of contributory pensions to those employees of the private sector who have contributed to the National Pensions Fund (NPF).

It is to be noted that the '*Contribution Sociale Généralisée*' (CSG) was introduced by the Finance (Miscellaneous Provisions) Act 2020. This new system of social contributions replaced the National Pensions Fund (NPF) and was applicable as from the month of September 2020. However, the Social Contribution and Social Benefits Act, enacted in 2021, brought some changes to the social contributions, and the provisions are applicable as from the month of September 2021. Consequently, there was no NPF contributions and related statistics for financial year 2023/2024.

5.2 NATIONAL SAVINGS FUND – (TABLE 5)

The National Savings Fund (NSF) has been set up in 1995 to replace the Employees Welfare Fund. The objectives of the National Savings Fund are:

- ❖ To provide for the payment of a lump sum to every employee on his retirement at the age of 60 or earlier, or to the beneficiary on his death; and
- ❖ To set up and operate for the benefit of employees, such schemes, including loan schemes, as may be prescribed.

The number of employees covered by the Fund was around 503,900 during period July 2023 to June 2024 and the total contribution received, exclusive of surcharge, amounted to Rs 3,212.5 million.

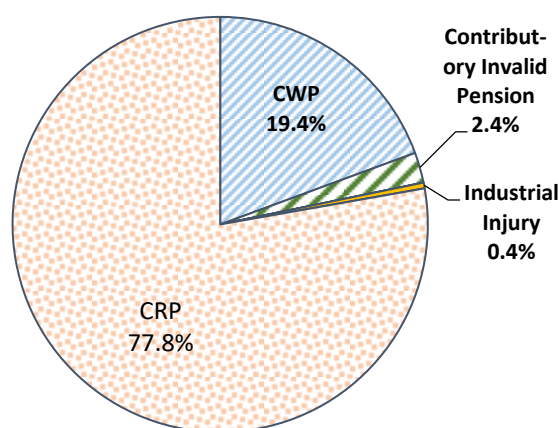
5.3 CONTRIBUTORY BENEFITS

Contributory benefits are payable only to, or on behalf of, those persons who have contributed to the National Pensions Fund (NPF). The contributory pensions include old age, invalidity, widows and orphans pensions in addition to industrial injury allowances.

In the case of contributory benefits, the allowances payable vary according to the amount contributed to NPF by the insured worker. For those persons whose contributions were marginal, government guarantees a minimum contributory pension.

During July 2023 to June 2024, amount disbursed on Contributory Retirement Pension (CRP) represented the main component with 77.8% of the total, followed by Contributory Widows Pension (CWP) with 19.4% [Table 6(b) and Figure 2].

Figure 2 : Percentage distribution of amount disbursed by contributory benefit, Jul 2023 to Jun 2024



5.3.1 Contributory Pensions – (Tables 6(a) - (b))

5.3.1.1 Contributory Retirement Pension (CRP)

Contributory Retirement Pension is payable to a person on reaching the age of 60 years, if that person has contributed to the National Pension Fund. The number of beneficiaries of this type of pension rose from 148,144 in June 2023 to reach 158,260 in June 2024, showing a rise of 6.8%. An increase of 15.5% was noted in the amount disbursed, from Rs 2,916.2 million in 2022/2023 to Rs 3,367.2 million in 2023/2024.

5.3.1.2 Contributory Widow's Pension (CWP)

Contributory Widow's Pension is payable to a widow whose late husband had contributed to the National Pensions Fund. The total number of widows who benefited from such a pension increased by 3.1%, from 35,944 in June 2023 to 37,057 in June 2024. The amount paid went up from Rs 774.6 million in 2022/2023 to Rs 839.9 million in 2023/2024, showing an increase of 8.4%.

5.3.1.3 Contributory Invalid's Pension (CIP)

A person is entitled to a Contributory Invalid's Pension if he/she has previously contributed to the National Pension Fund and suffers from a permanent incapacity of at least 60%. The number of such beneficiaries registered a decrease of 8.0%, from 11,600 in June 2023 to 10,671 in June 2024. The amount paid on this item increased by 0.5% from Rs 101.8 million in 2022/2023 to Rs 102.3 million in 2023/2024.

5.3.1.4 Contributory Orphan's Pension (COP)

Contributory Orphan's Pension is payable to orphans under the age of 15 years (or 23 years if the child is at school), if any of the deceased parents had contributed to National Pension Fund. At June 2024, the number of orphans benefiting from this pension was 247 against 252 in June 2023, representing a decrease of 2.0%. The amount disbursed for period July 2023 to June 2024 was Rs 0.6 million, same as the preceding financial year.

5.3.1.5 Industrial Injury Benefits

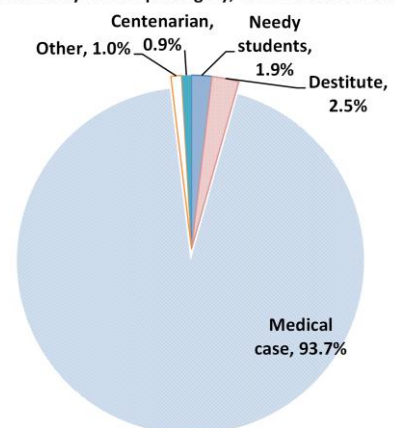
Industrial Injury Benefits comprises only those cases who, being insured under NPF, have been awarded Industrial Injury Allowance in respect of work accidents. The number of cases of Industrial Injury decreased from 551 in June 2023 to 527 in June 2024. The total amount paid decreased by 12.1%, from Rs 21.5 million in 2022/2023 to Rs 18.9 million in 2023/2024.

6. NATIONAL SOLIDARITY FUND – (TABLE 7(a) – (b))

The National Solidarity Fund started operating on 1 June 1991 with the objective to provide financial assistance to:

- ❖ Mauritian citizens residing in Mauritius who require surgical operations that can only be performed abroad.
- ❖ Those undergoing Severe Personal Hardships such as tragic accidents, needy students, victims of natural

Figure 3: Distribution of amount disbursed by hardship category, Jul 2023 to Jun 2024



In 2023/2024, the National Solidarity Fund assisted 3,799 cases compared to 3,117 in 2022/2023, representing an increase of 21.9%. During that period, the amount spent increased by 23.8% to Rs 77.3 million from Rs 58.9 million.

7. LIST OF TABLES

The following tables together with the web version of this publication can be downloaded from Statistics Mauritius website at <https://statsmauritus.govmu.org>. From the homepage click on 'Statistics by subject' followed by 'Social security', then select the appropriate publication under the heading 'Publications – Economic and Social Indicators'.

*Table 1 – Government Expenditure on Social Security & Welfare,
Republic of Mauritius, financial years 2020/2021 - 2023/2024*

*Table 2.1 – No. of beneficiaries of basic pensions and amount paid,
Republic of Mauritius, 2020 - 2024*

*Table 2.2 – No. of beneficiaries of basic pensions and amount paid,
Island of Mauritius, 2020 - 2024*

*Table 2.3 – No. of beneficiaries of basic pensions and amount paid,
Island of Rodrigues, 2020 - 2024*

*Table 3 – Number of beneficiaries of other non-contributory social benefits
and amount paid, Republic of Mauritius, 2020 - 2024*

Table 4 – Number of cases of Social Aid paid by district as at June 2020 - 2024

*Table 5 – Contribution to the National Savings Fund (NSF), financial years
2019/2020 - 2023/2024*

*Table 6 – Number of beneficiaries of contributory pensions by pension type and amount
paid, Republic of Mauritius, 2020 - 2024*

*Table 7 – No. of cases receiving assistance from the National Solidarity Fund by
contingency type and amount disbursed, Republic of Mauritius, 2019 - 2024*

*Table 8 – Non-contributory benefits by pension type and rate payable, 2020 - 2023,
01 July 2023 - 31 March 2024 and 01 April 2024 - 30 June 2024*

8. NOTES

8.1 RELEASE OF DATA ON SOCIAL SECURITY

This publication is a yearly issue to be released on 28 February 2025 according to an advance calendar posted on Statistics Mauritius website (<https://statsmauritus.govmu.org>). The next issue is scheduled for February 2026. This indicator will also be followed by a more comprehensive report on the same subject and period, with release scheduled for November 2025.

8.2 INQUIRIES

For further information regarding the indicators presented in this ESI and other statistics on social security please contact:

Mrs. P. MULLIAH, Ag. Statistician

Social Security Statistics Unit,
Ministry of Social Integration, Social Security and National Solidarity
(Social Security and National Solidarity Division)

8th floor, Social Security House,
Rose Hill

Tel: (230) 403 2700 (Ext. 2829, 2963, 2964)

E-mail: pmulliah@govmu.org

cs0-socsecurity@govmu.org

9 EXPLANATORY NOTES

9.1 NON – CONTRIBUTORY BENEFITS

9.1.1 Carer’s Allowance for Basic Retirement Pensioner

The Carer’s Allowance for Basic Retirement Pensioner is an additional allowance payable to old-age pensioners who are either

- ❖ totally blind, or
- ❖ suffer from total paralysis, or
- ❖ need the constant care of another person

9.1.2 Carer’s Allowance for Basic Invalid Pensioner

Basic Invalid Pensioners, who need the constant care and attention of another person, benefit from an additional allowance known as the Carer’s Allowance.

9.1.3 Guardian Allowance (GA)

A Guardian’s allowance is also paid to the person looking after one or more orphans. However, only one allowance is payable per guardian irrespective of the number of orphans under his/her care.

9.1.4 Child’s Allowance

Child’s allowance is payable to children of beneficiaries of Basic Retirement Pension, Basic Widow’s Pension and Basic Invalid’s Pension in respect of a child below 15 years, or below 23 years, if in full-time education. Child’s allowance is payable for up to three dependent children. It is to be noted that child allowance is payable even after discontinuation of pensions to the parents for some reasons (e.g. when the widowed mother got married).

9.1.5 Social Aid

Social Aid is an income-tested scheme. It is payable to the head of a family who is incapable of earning his living adequately and who has insufficient means to support himself and his dependents. Social Aid is payable to the poorer section of the population, including the dependents of prisoners and abandoned spouses, especially those with dependent children. The allowance payable is calculated as the difference between the total income and the expected overall expenditure of the family.

9.1.6 Income Support for purchase of rice and flour

In order to support needy Mauritians for the purchase of rice and flour, the Food Aid Scheme was introduced in May 1993 when government subsidy on rice and flour was temporarily discontinued. Afterwards, even when government subsidy was reinstated, it was decided to continue giving Food Aid allowance to the needy Mauritian. Under the Food Aid Scheme, a monthly stipend is given to every needy Mauritian for the purchase of rice and flour. The beneficiaries are:

- ❖ All recipients of Social Aid and their dependents
- ❖ All those receiving the Unemployment Hardship Relief
- ❖ All needy beneficiaries of a basic pension under the National Pensions Act, i.e. beneficiaries of Basic Retirement Pension, Basic Widow's Pension, Basic Invalid's Pension and Basic Orphan's Pensions, who would have qualified to receive social aid if the basic pensions were not payable

In addition, as from 1 July 2006 with the government discontinuation of subsidy on rice and flour, an Income Support Scheme was introduced whereby a monthly allowance of Rs 40 is given to:

- ❖ Any head of household and his/her dependents whose average monthly electricity consumption does not exceed 75 KWh and who are not in receipt of Food Aid.
- ❖ Any beneficiary of basic pension and his/her dependents (under the National Pensions Act) and who would have been eligible to receive social aid if he/she was not in receipt of that basic pension.

Later on, even with the reinstatement of government subsidy, Government decided to continue providing Income Support to alleviate the needy Mauritians.

9.1.7 Inmate's Allowance

Inmate's Allowance refers to the pocket money given to certain residents of government-subsidized institutions and of the government psychiatric hospital, Brown Sequard Hospital.

9.1.8 Unemployment Hardship Relief

The Unemployment Hardship Relief (UHR) is payable to unemployed heads of families whose family income is not sufficient to meet the needs of the members. The head should be

- (i) Registered as unemployed at the Employment Exchange
- (ii) Be willing and able to take up employment and
- (iii) Be actively looking for work

A disabled person, who can work but has not been able to find a job, receives an Unemployment Hardship Relief in addition to his Basic Invalid's Pension.

9.1.9 Funeral Grant

A funeral grant is meant to cover funeral expenses of persons from low-income families.

9.2 CONTRIBUTORY BENEFITS

9.2.1 National Pension Scheme

The National Pension Scheme was introduced in April 1976. It provides for the payment of contributory pensions to those employees of the private sector who have contributed to the National Pensions Fund (NPF).

It is to be noted that the '*Contribution Sociale Généralisée*' (CSG) was introduced by the Finance (Miscellaneous Provisions) Act 2020. This new system of social contributions replaced the National Pensions Fund (NPF) and was applicable as from the month of September 2020. However, the Social Contribution and Social Benefits Act, enacted in 2021, brought some changes to the social contributions, and the provisions are applicable as from the month of September 2021.

9.2.2 National Savings Fund

The National Savings Fund has been set up in 1995 to replace the Employees Welfare Fund. The objectives of the National Savings Fund are:

- ❖ To provide for the payment of a lump sum to every employee on his retirement at the age of 60 or earlier, or to the beneficiary on his death; and
- ❖ To set up and operate for the benefit of employees, such schemes, including loan schemes, as may be prescribed.

This Fund is compulsory in respect to all employees, except non-citizens, of both public and private sector. Contributions to the Fund were payable at the rate of 2.5 % by employers. As from February 2009, following the proclamation of the Employment Rights Act, the contribution increased to 3.5%, comprising of 2.5% from employers and 1% from employees of the Private Sector and those of parastatal bodies. This additional 1% contribution is being used to pay part of the Transitory Unemployment Benefit (TUB) to laid-off workers.

9.2.3 Industrial Injury Benefits

The different types of allowances payable in respect of a work accident affecting an employee insured under the National Pension Scheme are:

- ❖ Industrial Injury allowance as a result of a total temporary incapacity, subject to medical evidence.
- ❖ Disablement pension due to a permanent incapacity (partial or total).
- ❖ Survivor's Pension as a result of the death.
- ❖ Constant attendance allowance resulting in a total temporary incapacity or a 100% disability and requiring the constant attendance of another person.

- ❖ Dependent's pension, orphan's pension, child allowance, clinical expenses, clothing expenses, hospital expenses, artificial aid.

9.3 NATIONAL SOLIDARITY FUND

The National Solidarity Fund started operating under the aegis of the Ministry of Social Security and National Solidarity on 1 June 1991. Initially, its objectives were to provide financial assistance to:

- ❖ Mauritian citizens residing in Mauritius who require surgical operations that can only be performed abroad.
- ❖ Those undergoing Severe Personal Hardships.

Since November 1999, with the creation of the "Trust Fund for Overseas Treatment" operating under the aegis of the Ministry of Health, all surgical operations cases are referred there. The National Solidarity Fund has then widened the scope of its activities under the "Severe Personal Hardship Scheme" to cover also tragic accidents, needy students, victims of natural calamities, multiple births, medical cases, etc.

The sources of revenue of the Fund are manifold. These include:

- ❖ Contribution from the General Public
- ❖ Contribution from Ministries and Departments
- ❖ Interests on investment
- ❖ Unclaimed prizes and unclaimed winning tickets from e.g. Automatics Systems Ltd., Mauritius Turf Club, Lottotech Ltd. and other commercial promotions.

Statistics Mauritius

Ministry of Finance

Port Louis

28 February 2025

Table 1 - Government Expenditure on Social Security & Welfare - Republic of Mauritius,
financial years 2020/2021 - 2023/2024

Government expenditure on Social Security & Welfare	Jul 2020 to Jun 2021	Jul 2021 to Jun 2022	Jul 2022 to Jun 2023 ^{3/}	Jul 2023 to Jun 2024 ^{1/}
Amount (Rs Mn) ^{2/}	49,876.1	53,279.3 ^{3/}	61,327.10	70,011.9
% of total government expenditure	30.1	31.2 ^{3/}	31.6	35.2
% of GDP at market prices	10.9	9.8	9.9	9.9

^{1/} *Provisional*

^{2/} *Including amount spent under "Welfare" and paid by other Ministries*

^{3/} *Revised*

Table 2.1 - No. of beneficiaries of basic pensions and amount paid, Republic of Mauritius

(a) No. of beneficiaries by pension type as at June 2020 - 2024

Pension type	No of beneficiaries				
	June 2020	June 2021	June 2022	June 2023	June 2024 ^{1/}
Basic Retirement Pension (Old age pension) <i>of whom</i>	232,935	242,367	250,411	259,747	269,887
<i>Severely handicapped</i> ^{2/}	17,586	19,937	21,019	20,975	20,454
Basic Widow's Pension	18,460	18,219	18,034	17,753	17,133
Basic Invalid's Pension <i>of whom</i>	31,599	32,321	32,252	30,728	28,969
<i>Severely handicapped</i> ^{3/}	7,550	7,699	8,189	8,668	8,353
Basic Orphan's Pension	326	274	395	398	377
Guardian's Allowance	269	223	326	329	317
Child's Allowance <i>of whom children of beneficiaries of:</i>	12,465	11,843	13,376	12,990	13,123
<i>Basic Retirement Pension</i>	212	183	241	267	1,667 ^{5/}
<i>Basic Widow's Pension</i>	4,460	4,118	4,812	4,797	4,510
<i>Basic Invalid's Pension</i>	7,408	7,194	7,927	7,565	6,634
<i>Other</i> ^{4/}	385	348	396	361	302

^{1/} Provisional

^{2/} Drawing the Enhanced Basic Retirement Pension (Carer's Allowance)

^{3/} Drawing Additional Basic Invalid's Pension (Carer's Allowance)

^{4/} These are children who were previously children of beneficiaries of Basic Retirement Pension or Basic Widow's Pension or Basic Invalid's Pension

^{5/} Includes children of beneficiaries of Basic Invalid's Pension and as from July 2023 also includes children of beneficiaries of Basic Retirement Pension

(b) Amount paid by pension type, financial years 2019/2020 - 2023/2024

Pension type	Amount paid (Rs Mn)				
	Jul 2019 to Jun 2020	Jul 2020 to Jun 2021	Jul 2021 to Jun 2022	Jul 2022 to Jun 2023	Jul 2023 to Jun 2024 ^{1/}
Basic Retirement Pension (including Enhanced Basic Retirement Pension and Child's Allowance)	25,081.4	29,550.2	30,586.8	34,942.8 ^{3/}	41,814.1
Basic Widow's Pension (including Child's Allowance)	2,026.6	2,277.1	2,252.5	2,455.2	2,771.3
Basic Invalid's Pension (including Carer's Allowance and Child's Allowance)	3,722.4	4,335.7	4,402.6	4,764.5	5,237.7
Basic Orphan's Pension ^{2/} (including Guardian's Allowance)	41.2	45.7	57.4	67.3	76.5

^{1/} Provisional

^{2/} Includes allowances to children who were previously children of beneficiaries of Basic Retirement Pension or Basic Widow's Pension or Basic Invalid's Pension

^{3/} Revised

Table 2.2 - No. of beneficiaries of basic pensions and amount paid, Island of Mauritius

(a) No. of beneficiaries by pension type as at June 2020 - 2024

Pension type	Number of beneficiaries				
	June 2020	June 2021	June 2022	June 2023	June 2024 ^{1/}
Basic Retirement Pension (Old age pension) <i>of whom</i>	227,558	236,782	244,712	253,863	263,831
<i>Severely handicapped</i> ^{2/}	16,363	18,596	19,640	19,420	18,860
Basic Widow's Pension	18,053	17,825	17,648	17,364	16,764
Basic Invalid's Pension <i>of whom</i>	30,549	31,146	30,980	29,332	27,509
<i>Severely handicapped</i> ^{3/}	6,980	7,136	7,521	7,874	7,505
Basic Orphan's Pension	292	250	358	353	334
Guardian's Allowance	243	205	296	291	279
Child's Allowance <i>of whom children of beneficiaries of:</i>	11,846	11,219	12,621	12,119	12,138
<i>Basic Retirement Pension</i>	199	169	223	246	1,552 ^{5/}
<i>Basic Widow's Pension</i>	4,282	3,965	4,633	4,604	4,314
<i>Basic Invalid's Pension</i>	7,007	6,754	7,395	6,934	5,993
<i>Other</i> ^{4/}	358	331	370	335	279

^{1/} Provisional

^{2/} Drawing the Enhanced Basic Retirement Pension (Carer's Allowance)

^{3/} Drawing Additional Basic Invalid's Pension (Carer's Allowance)

^{4/} These are children who were previously children of beneficiaries of Basic Retirement Pension or Basic Widow's Pension or Basic Invalid's Pension

^{5/} Includes children of beneficiaries of Basic Invalid's Pension and as from July 2023 also includes children of beneficiaries of Basic Retirement Pension

(b) Amount paid by pension type, financial years 2019/2020 - 2023/2024

Pension type	Amount paid (Rs Mn)				
	Jul 2019 to Jun 2020	Jul 2020 to Jun 2021	Jul 2021 to Jun 2022	Jul 2022 to Jun 2023	Jul 2023 to Jun 2024 ^{1/}
Basic Retirement Pension (including Enhanced Basic Retirement Pension and Child's Allowance)	24,460.5	28,822.2	29,842.6	34,040.9	40,812.4
Basic Widow's Pension (including Child's Allowance)	1,980.9	2,227.7	2,203.4	2,400.5	2,710.7
Basic Invalid's Pension (including Carer's Allowance and Child's Allowance)	3,581.5	4,163.1	4,212.0	4,533.3	4,962.7
Basic Orphan's Pension ^{2/} (including Guardian's Allowance)	37.6	43.0	52.6	60.9	68.9

^{1/} Provisional

^{2/} Includes allowances to children who were previously children of beneficiaries of Basic Retirement Pension or Basic Widow's Pension or Basic Invalid's Pension

Table 2.3 - No. of beneficiaries of basic pensions and amount paid, Island of Rodrigues

(a) No. of beneficiaries by pension type as at June 2020 - 2024

Pension type	Number of beneficiaries				
	June 2020	June 2021	June 2022	June 2023	June 2024 ^{1/}
Basic Retirement Pension (Old age pension) <i>of whom</i>	5,377	5,585	5,699	5,884	6,056
<i>Severely handicapped</i> ^{2/}	1,223	1,341	1,379	1,555	1,594
Basic Widow's Pension	407	394	386	389	369
Basic Invalid's Pension <i>of whom</i>	1,050	1,175	1,272	1,396	1,460
<i>Severely handicapped</i> ^{3/}	570	563	668	794	848
Basic Orphan's Pension	34	24	37	45	43
Guardian's Allowance	26	18	30	38	38
Child's Allowance	619	624	755	871	985
<i>of whom children of beneficiaries of:</i>					
<i>Basic Retirement Pension</i>	13	14	18	21	125 ^{5/}
<i>Basic Widow's Pension</i>	178	153	179	193	196
<i>Basic Invalid's Pension</i>	401	440	532	631	641
<i>Other</i> ^{4/}	27	17	26	26	23

^{1/} Provisional

^{2/} Drawing the Enhanced Basic Retirement Pension (Carer's Allowance)

^{3/} Drawing Additional Basic Invalid's Pension (Carer's Allowance)

^{4/} These are children who were previously children of beneficiaries of Basic Retirement Pension or Basic Widow's Pension or Basic Invalid's Pension

^{5/} Includes children of beneficiaries of Basic Invalid's Pension and as from July 2023 also includes children of beneficiaries of Basic Retirement Pension

(b) Amount paid by pension type, financial years 2019/2020 - 2023/2024

Pension type	Amount paid (Rs Mn)				
	Jul 2019 to Jun 2020	Jul 2020 to Jun 2021	Jul 2021 to Jun 2022	Jul 2022 to Jun 2023	Jul 2023 to Jun 2024 ^{1/}
Basic Retirement Pension (including Enhanced Basic Retirement Pension and Child's Allowance)	621.0	728.0	744.2	901.9 ^{3/}	1,001.7
Basic Widow's Pension (including Child's Allowance)	45.7	49.4	49.1	54.7	60.6
Basic Invalid's Pension (including Carer's Allowance and Child's Allowance)	141.0	172.5	190.7	231.2	275.0
Basic Orphan's Pension ^{2/} (including Guardian's Allowance)	3.8	2.8	4.8	6.4	7.6

^{1/} Provisional

^{2/} Includes allowances to children who were previously children of beneficiaries of Basic Retirement Pension or Basic Widow's Pension or Basic Invalid's Pension

^{3/} Revised

**Table 3 - Number of beneficiaries of other non-contributory social benefits and amount paid,
Republic of Mauritius**

(a) No. of beneficiaries by type of benefit as at June 2020 - 2024

Type of benefit	Number of beneficiaries				
	June 2020	June 2021	June 2022	June 2023	June 2024 ^{1/}
Social Aid ^{2/}	15,537	13,857	14,642	13,976	11,169
Food Aid (inclu. Income support)	68,625	65,710	65,260	68,923	54,180
Indoor Relief (Capitation Grant)	608	621	583	631	628
Inmate's Allowance	693	687	645	716	822
Unemployment Hardship Relief	524	481	409	163	119
Funeral Grant ^{3/}	3,335	3,761	4,695	3,946	3,667

^{1/} Provisional

^{2/} Refers to the number of cases who benefit from Social Aid for themselves and for members of their family

^{3/} Refers to the number of payments during the calendar/financial year

(b) Amount paid by type of benefit for financial years 2019/2020 - 2023/2024

Type of benefit	Amount paid (Rs Mn)				
	Jul 2019 to Jun 2020	Jul 2020 to Jun 2021	Jul 2021 to Jun 2022	Jul 2022 to Jun 2023	Jul 2023 to Jun 2024 ^{1/}
Social Aid ^{2/}	496.5	504.5	513.1	570.2 ^{4/}	607.1
Food Aid ^{3/} (inclu. Income support)	258.0	251.1	249.4	263.4	248.6
Indoor Relief (Capitation Grant)	62.7	63.3	62.3	81.2	79.8
Inmate's Allowance	12.3	13.3	10.8	14.6	21.4
Unemployment Hardship Relief	15.8	14.5	9.3	8.4	1.4
Funeral Grant	33.8	38.9	48.5	48.1	45.4

^{1/} Provisional

^{2/} Includes amount paid on (i) subsidy on HSC and SC examination fees

(ii) assistance to professional fishermen and food aid in Rodrigues

^{3/} Excludes amount spent for Rodrigues which is included in "Social aid"

^{4/} Revised

Table 4 - Number of cases of Social Aid paid by district as at June 2020 - 2024

District/ Island	June 2020	June 2021	June 2022	June 2023	June 2024 ^{1/}
Port-Louis	2,953	2,494	2,575	2,373	1,814
Pamplemousses	1,660	1,433	1,587	1,519	1,245
Riviere du Rempart	683	594	687	696	561
Flacq	1,289	1,089	1,182	1,087	875
Grand-Port	914	897	942	831	768
Savanne	588	511	603	588	504
Plaine Wilhems	3,013	2,784	2,951	2,895	2,544
Moka	501	505	465	480	395
Black River	1,111	1,021	1,118	1,092	897
<i>Island of Mauritius</i>	<i>12,712</i>	<i>11,328</i>	<i>12,110</i>	<i>11,561</i>	<i>9,603</i>
<i>Island of Rodrigues</i>	<i>2,825</i>	<i>2,529</i>	<i>2,532</i>	<i>2,415</i>	<i>1,566</i>
Republic of Mauritius	15,537	13,857	14,642	13,976	11,169

^{1/} Provisional

Table 5 - Contribution to the National Savings Fund (NSF), financial years 2019/2020 - 2023/2024

	Jul 2019 to Jun 2020	Jul 2020 to Jun 2021	Jul 2021 to Jun 2022	Jul 2022 to Jun 2023	Jul 2023 to Jun 2024 ^{1/}
No. of employers contributing to NSF ('000)	24.2	24.8	24.4	28.8	33.2
No. of employees belonging to the NSF ('000)	461.8	443.1	459.1	478.4	503.9
Amount contributed by employers (Rs Mn)	2,175.3	2,054.9	1,865.0	2,110.0	3,212.5
Surcharge paid by employers (Rs Mn)	3.0	NA	NA	NA	NA
No. of beneficiaries of Lump Sum:	15,999	22,279	24,001	21,627	17,203
of which Voluntary Retirement Scheme (VRS)	29	0	4	6	4
Total Lump Sum paid (Rs Mn)	815.0	1,416.3	1,386.3	1,333.3	991.6
of which VRS (Rs Mn)	2.5	0.0	0.7	1.0	0.8
Size of NSF (Rs Mn) as at end of financial year	32,412.0	36,837.9	35,716.8	38,760.8	43,671.8

^{1/} Provisional

NA: Not Available

Table 6(a) - Number of beneficiaries of contributory pensions by pension type, Republic of Mauritius, June 2020 - June 2024

Pension type	June 2020	June 2021	June 2022	June 2023	June 2024 ^{1/}
Contributory Retirement Pension	119,782	128,964	138,204	148,144	158,260
Contributory Widow's Pension	31,101	32,526	34,540	35,944	37,057
Contributory Invalid's Pension	10,785	11,490	12,039	11,600	10,671
Contributory Orphan's Pension	201	201	259	252	247
Industrial Injury Benefits	644	597	575	551	527

^{1/} Provisional

Table 6(b) - Amount paid to beneficiaries of contributory pensions by pension type, Republic of Mauritius, financial years 2019/2020 - 2023/2024

Pension type	Amount paid (Rs Mn)				
	Jul 2019 to Jun 2020	Jul 2020 to Jun 2021	Jul 2021 to Jun 2022	Jul 2022 to Jun 2023	Jul 2023 to Jun 2024 ^{1/}
Contributory Retirement Pension	2,460.2	2,700.4	2,905.8	2,916.2	3,367.2
Contributory Widow's Pension	607.8	668.8	724.5	774.6	839.9
Contributory Invalid's Pension	82.9	93.6	101.3	101.8	102.3
Contributory Orphan's Pension	0.4	0.4	0.6	0.6	0.6
Industrial Injury Benefits	40.8	36.9	27.2	21.5	18.9

^{1/} Provisional

Table 7 (a) - No. of cases receiving assistance from the National Solidarity Fund by contingency type, Republic of Mauritius, financial years 2019/2020 - 2023/2024

Contingency type	Number of cases				
	Jul 2019 to Jun 2020	Jul 2020 to Jun 2021	Jul 2021 to Jun 2022	Jul 2022 to Jun 2023	Jul 2023 to Jun 2024
Medical treatment abroad (Air ticket only)	3	0	13	6	26
Personal Hardship Scheme :	2,688	2,471	2,240	3,111	3,773
- Multiple births	2	4	1	3	8
- Fire victims	0	0	0	0	0
- Natural calamities	0	0	0	0	0
- Tragic accidents	1	2	3	4	6
- Needy students	385	175	134	101	117
- Repatriation of mortal remains	0	4	1	1	2
- Destitute	197	467	455	465	367
- Medical case	2,039	1,752	1,560	2,476	3,204
- Centenarian	61	65	84	60	69
- Sale by levy (Hardship case)	3	2	2	1	0
Other	0	0	0	0	0
Total	2,691	2,471	2,253	3,117	3,799

Table 7(b) - Amount disbursed by the National Solidarity Fund by contingency type, Republic of Mauritius, financial years 2019/2020 - 2023/2024

Contingency type	Amount paid (Rs '000)				
	Jul 2019 to Jun 2020	Jul 2020 to Jun 2021	Jul 2021 to Jun 2022	Jul 2022 to Jun 2023	Jul 2023 to Jun 2024
Medical treatment abroad (Air ticket only)	82	0	531	370	1,903
Personal Hardship Scheme:	36,196	31,213	35,115	58,494	75,386
- Multiple births	50	100	30	90	255
- Fire victims	0	0	0	0	0
- Natural calamities	0	0	0	0	0
- Tragic accidents	25	50	125	175	300
- Needy students	5,173	1,753	1,386	1,081	1,426
- Repatriation of mortal remains	0	200	30	30	80
- Destitute	1,196	2,423	2,493	2,346	1,892
- Medical case	29,117	26,008	30,180	54,168	70,742
- Centenarian	610	650	840	600	690
- Sale by levy (Hardship case)	25	29	31	4	0
Other	0	0	0	0	0
Total	36,278	31,213	35,646	58,864	77,289

Table 8 - Non-contributory benefits by pension type and rate payable, 2020 to 2023,

01 July 2023 -31 March 2024 and 01 April 2024 - 30 June 2024

Pension type	Monthly amount payable (Rs)					
	2020	2021	2021/22	2022/23	01 July 2023 to 31 March 2024	01 April 2024 to 30 June 2024
Basic Retirement Pension (BRP) :						
(60-69) years	9,000	9,000	9,000	10,000	11,000	13,500
(70-89) years	9,000	9,000	9,000	10,000	11,000	13,500
(90-99) years	16,710	16,710	16,710	17,710	18,710	21,210
100 years and over	21,710	21,710	21,710	22,710	23,710	26,210
Basic Widow's Pension (BWP)	9,000	9,000	9,000	10,000	11,000	13,500
Basic Invalid's Pension (BIP)	9,000	9,000	9,000	10,000	11,000	13,500
Basic Orphan's Pension (BOP)						
(i) Under 16 years and not in full time education	5,000	5,000	8,000	9,000	10,000	13,500
(ii) 17 years and up to 23 years and in full time education	7,000	7,000	8,000	9,000	10,000	13,500
Guardian's Allowance:(Under the National Pensions Act)	1,100	1,100	1,100	1,100	1,100	1,100
Child's Allowance:(Under the National Pensions						
(0 - 9) years	1,600	1,600	1,600	1,600	2,000	2,000
(10-19) years	1,700	1,700	1,700	1,700	2,000	2,000
Enhanced Basic Retirement Pension ^{1/} :						
(60-69) years	12,500	12,500	12,500	13,500	14,500	17,000
(70-89) years	12,500	12,500	12,500	13,500	14,500	17,000
(90-99) years	20,210	20,210	20,210	21,210	22,210	24,710
100 years and over	25,210	25,210	25,210	26,210	27,210	29,710
Additional Basic Invalid's Pension (Carer's Allowance)	3,500	3,500	3,500	3,500	3,500	3,500
Social Aid (minimum amount payable)	1,086	1,086	1,086	1,303	1,303	1,303
Food Aid	294	294	294	353	353	353
Income Support (as from 1 July 2006)	294	294	294	353	353	353
Inmate's Allowance : (a) Charitable Institutions	820	820	820	830	830	830
(b) Brown Sequard Hospital:						
Under 60 years	2,250	2,250	2,250	2,500	2,750	3,375
(60-69) years	2,250	2,250	2,250	2,500	2,750	3,375
(70-89) years	2,250	2,250	2,250	2,500	2,750	3,375
(90-99) years	4,178	4,178	4,178	4,428	4,677	5,303
Unemployment Hardship Relief (Minimum)	279	279	279	279	279	279
Minimum Contributory Retirement Pension	605	605	605	605	605	605
				D a i l y		
Indoor Relief :						
Under 60 years	246	246	246	295	295	295
(60-89) years	274	274	274	329	329	329
(90-99) years	697	697	697	836	836	836
100 years and over	720	720	720	864	864	864

^{1/} Inclusive of Basic Retirement Pension

Statistics Mauritius
LIC Centre,
John Kennedy Street,
Port Louis, MAURITIUS
T: +230 208 1800
F: +230 211 4150
W: <https://statsmauritius.govmu.org>
E: statsmauritius@govmu.org