



Economic and Social Indicators

Issue No 1703

Social Security Statistics

July 2021 — June 2022

Released online : 28 February 2023

<https://statsmauritius.govmu.org>

Price: Rs 40.00

Statistics Mauritius
Ministry of Finance, Economic Planning and Development
Port Louis

Note: Readers are invited to make the distinction between official data which are published in the Economic and Social indicators and the analysis presented for the benefit of general readers. Differences of opinion may arise regarding the analytical part but these do not in any way, undermine the quality of the data. The Editors welcome constructive critical comments.

SOCIAL SECURITY STATISTICS

July 2021 – June 2022

1. INTRODUCTION

This issue of the 'Economic and Social Indicators' presents statistics on the main social security benefits provided by the Social Security and National Solidarity Division of the Ministry of Social Integration, Social Security and National Solidarity for the period July 2017 to June 2022. Social Security benefits are classified as:

- ❖ Non-contributory benefits financed by government and are payable to every Mauritian citizen under certain conditions; and
- ❖ Contributory benefits payable only to, or on behalf of, those persons who have contributed to the National Pensions Fund (NPF)

Social Security Statistics was reported on a calendar (January to December) year basis instead of the financial (July to June) year basis from year 2010 to year 2014. This followed Government decision taken in July 2008 to change reporting period of Government account from year ending 30 June to year ending 31 December. Then in 2015, following Government decision, reporting period reverted to the financial year basis (July to June). This publication presents main summary statistics on Social Security for the period July 2021 to June 2022.

For the financial year 2021/2022, the number of beneficiaries relates to June 2022, while the amount paid refers to financial year. Figures for 2021/2022 are subject to revision in future issues as additional information becomes available.

Detailed explanatory notes on the different benefits are given at section 9.

2. HIGHLIGHTS – REPUBLIC OF MAURITIUS

- a. As at June 2022, the number of beneficiaries of **Basic Retirement Pension** reached 250,411, some 3.3% more compared to June 2021. The cost to Government was Rs 30.6 billion in 2021/2022 i.e. 3.5% higher than that in 2020/2021.
- b. There were 18,034 **Basic Widow's Pensioners** in June 2022 compared to 18,219 one year earlier, showing a decrease of 1.0%. The amount disbursed decreased by 1.1% to Rs 2.3 billion in 2021/2022.
- c. The number of **Basic Invalid's Pensioners** as at June 2022 was 32,252, i.e., a decrease of 0.2% compared to 32,321 a year earlier. The total amount disbursed from July 2021 to June 2022 rose by 1.5% to reach Rs 4.4 billion.
- d. At June 2022, the number of beneficiaries of **Basic Orphan's Pension** stood at 395 compared to 274 at June 2021 and expenditure amounted to Rs 57.4 million for the period July 2021 to June 2022.
- e. **Social Aid** benefits were paid to 14,642 families in June 2022, i.e., an increase of 5.7% over the figure for June 2021. Amount paid registered an increase of 1.7% to reach Rs 513.1 million in 2021/2022.

3. EXPENDITURE ON SOCIAL SECURITY AND WELFARE – (TABLE 1)

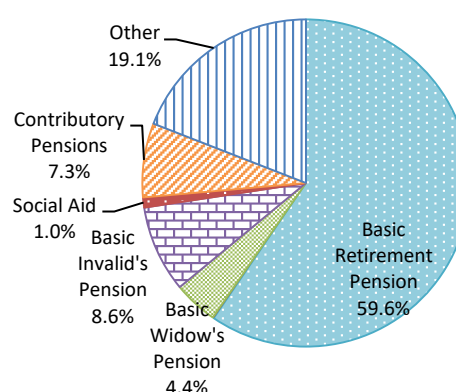
Government expenditure on Social Security and Welfare consists of expenditure and transfers made by government for the social welfare of the community, in line with the recommendations of the Government Finance Statistics Manual 2014 of the International Monetary Fund. It covers all expenses made by the Ministry of Social Integration, Social Security and National Solidarity (Social Security and National Solidarity Division) and the Ministry of Gender Equality and Family Welfare together with components of social welfare of all government organizations as well as Local Government.

As from 2013, it is to be noted that Government expenditure on Social Security and Welfare excludes Public Service Pension due to accrual treatment of payments of employment related pension.

Government expenditure on Social Security and Welfare is estimated at Rs 51.4 billion for the period July 2021 to June 2022, representing 29.0% of total government expenditure and 9.8% of the Gross Domestic Products (GDP) at market prices.

The main components were the Basic Retirement Pension with a share of 59.6%, followed by expenses on welfare by other Ministries, 19.1%.

Figure 1 - Components of government expenditure on social security and welfare, Jul 2021 to Jun 2022



4. NON-CONTRIBUTORY BENEFITS

These benefits include:

- ❖ Basic pensions which cater for elderly, invalids, widows and orphans irrespective of their economic status;
- ❖ Allowances such as Social Aid, Food Aid, Unemployment Hardship Relief and Funeral Grant which are payable to the low-income group of the population; and
- ❖ Inmates allowance and indoor relief payable to, or on behalf of, those Mauritian residing in government-subsidized institutions such as old-people homes, infirmaries and orphanages.

The pension rates payable for non-contributory benefits are given at Table 8.

4.1 BASIC PENSIONS

4.1.1 Basic Retirement Pension – BRP (Table 2.1)

Basic Retirement Pension, also known as old-age pension, is payable to every Mauritian citizen aged 60 years and above, subject to certain residency conditions.

The number of old-age pensioners, which stood at 242,367 as at June 2021 increased by 3.3% to reach 250,411 as at June 2022. The old-age pension cost government Rs 30.6 billion during 2021/2022, representing an increase of 3.5% over 2020/2021.

4.1.2 Basic Widow's Pension – BWP (Table 2.1)

Basic Widow's Pension is payable to widows aged 15 to 59 years who were either civilly and/or religiously married to their late husband. There were 18,034 Basic Widow's Pensioners in June 2022 compared to 18,219 one year earlier, showing a decrease of 1.0%.

Government expenditure on BWP decreased by 1.1% from Rs 2,277.1 million in 2020/2021 to Rs 2,252.5 million in 2021/2022.

4.1.3 Basic Invalid's Pension – BIP – (Table 2.1)

The Basic Invalid's Pension is payable to any person under the age of 60, if certified by a Medical Board that the person is either permanently or substantially incapacitated to a degree of 60% or more for at least 12 months. The number of such beneficiaries decreased from 32,321 in June 2021 to 32,252 in June 2022, down by 0.2%.

The total amount spent on Basic Invalid's Pension rose by 1.5% from Rs 4,335.7 million in 2020/2021 to Rs 4,402.6 million in 2021/2022.

4.1.4 Basic Orphan's Pension (BOP) – (Table 2.1)

Basic Orphan's Pension is payable to all orphans under the age of 15, or under 20 years, if they are in full-time education.

The number of beneficiaries of Basic Orphan's Pension decreased from 274 in June 2021 to 395 in June 2022. Its cost amounted to Rs 57.4 million in 2021/2022, representing a 25.6% increase over 2020/2021.

4.1.5 Child's Allowance – (Table 2.1)

Child's allowance is payable to children of beneficiaries of Basic Retirement Pension, Basic Widow's Pension and Basic Invalid's Pension in respect of a child below 15 years, or below 20 years, if in full-time education. The total number of children benefiting from Child's allowance increased by 12.9% from 11,843 in June 2021 to 13,376 in June 2022. Out of this total, 59.3% were children of Basic Invalid's pensioners followed by those of Basic Widow's Pensioners (36.0%).

4.2 OTHER NON - CONTRIBUTORY SOCIAL BENEFITS – (TABLES 3 & 4)

4.2.1 Social Aid

Social Aid is an income-tested scheme. It is payable to the head of a family who is incapable of earning his living adequately and who has insufficient means to support himself and his dependents. The total number of families benefiting from such assistance increased by 5.7% from 13,857 in June 2021 to 14,642 in June 2022. Amount paid registered an increase of 1.7% to reach Rs 513.1 million in 2021/2022.

4.2.2 Income Support for purchase of rice and flour

In order to support needy Mauritians for the purchase of rice and flour, a Food Aid Scheme and an Income Support Scheme were introduced when government subsidy on rice and flour was discontinued. Afterwards, even when government subsidy was reinstated, Government decided to continue giving Food Aid and Income Support to alleviate the needy Mauritians.

The number of persons who were benefiting from Food Aid Scheme or Income Support Scheme was 65,260 in June 2022 and the total amount paid from July 2021 to June 2022 was Rs 249.4 million.

4.2.3 Indoor Relief

Indoor relief is the grant paid to an institution in respect of every person residing in the institution, if that person would have otherwise benefited from a basic pension or Social Aid. The number of beneficiaries decreased from 621 in June 2021 to 583 in June 2022, showing an decrease of 6.1%. The amount paid under this scheme was Rs 62.3 million for the period July 2021 to June 2022.

4.2.4 Inmate's Allowance

Inmate's Allowance refers to the pocket money given to certain residents of government-subsidized institutions and of the government psychiatric hospital, Brown Sequard Hospital. In June 2022, some 645 persons received such allowance as compared to 687 in June 2021, representing a decrease of 6.1%. The amount spent under this item decreased by 18.8% from Rs 13.3 million in 2020/2021 to Rs 10.8 million in 2021/2022.

4.2.5 Unemployment Hardship Relief

Unemployment Hardship Relief (UHR) is payable to unemployed heads of families whose family income is not sufficient to meet the needs of the members. The number of beneficiaries of UHR decreased by 15.0%, from 481 in June 2021 to 409 in June 2022 and the amount paid to these beneficiaries decreased by 35.9% from Rs 14.5 million in 2020/2021 to Rs 9.3 million in 2021/2022.

4.2.6 Funeral Grant

Funeral grant is meant to cover funeral expenses of persons from low-income families. The number of payments for funeral expenses stood at 4,695 during July 2021 to June 2022. The amount disbursed was Rs 48.5 million during the same period.

5. NATIONAL PENSION FUND, NATIONAL SAVINGS FUND AND CONTRIBUTORY BENEFITS

5.1 NATIONAL PENSIONS FUND

The National Pension Scheme, introduced in April 1976, provides for the payment of contributory pensions to those employees of the private sector who have contributed to the National Pensions Fund (NPF).

It is to be noted that the '*Contribution Sociale Généralisée*' (CSG) was introduced by the Finance (Miscellaneous Provisions) Act 2020. This new system of social contributions replaced the National Pensions Fund (NPF) and was applicable as from the month of September 2020. However, the Social Contribution and Social Benefits Act, enacted in 2021, brought some changes to the social contributions, and the provisions are applicable as from the month of September 2021. Consequently, there was no NPF contributions and related statistics for financial year 2021/2022.

5.2 NATIONAL SAVINGS FUND – (TABLE 5)

The National Savings Fund (NSF) has been set up in 1995 to replace the Employees Welfare Fund. The objectives of the National Savings Fund are:

- ❖ To provide for the payment of a lump sum to every employee on his retirement at the age of 60 or earlier, or to the beneficiary on his death; and
- ❖ To set up and operate for the benefit of employees, such schemes, including loan schemes, as may be prescribed.

The number of employees covered by the Fund was around 459,100 during period July 2021 to June 2022 and the total contribution received, exclusive of surcharge, amounted to Rs 1,865 million.

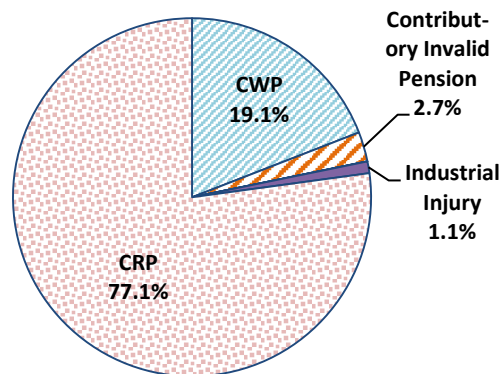
5.3 CONTRIBUTORY BENEFITS

Contributory benefits are payable only to, or on behalf of, those persons who have contributed to the National Pensions Fund (NPF). The contributory pensions include old age, invalidity, widows and orphans pensions in addition to industrial injury allowances.

In the case of contributory benefits, the allowances payable vary according to the amount contributed to NPF by the insured worker. For those persons whose contributions were marginal, government guarantees a minimum contributory pension.

During July 2021 to June 2022, amount disbursed on Contributory Retirement Pension (CRP) represented the main component with 77.1% of the total, followed by Contributory Widows Pension (CWP) with 19.1% [Table 6(b) and Figure 2].

Figure 2 : Percentage distribution of amount disbursed by contributory benefits, Jul 2020 to Jun 2021



5.3.1 Contributory Pensions – (Tables 6(a) - (b))

5.3.1.1 Contributory Retirement Pension (CRP)

Contributory Retirement Pension is payable to a person on reaching the age of 60 years, if that person has contributed to the National Pension Fund. The number of beneficiaries of this type of pension rose from 128,964 in June 2021 to reach 138,204 in June 2022, showing a rise of 7.2%. An increase of 7.6% was noted in the amount disbursed, from Rs 2,700.4 million in 2020/2021 to Rs 2,905.8 million in 2021/2022.

5.3.1.2 Contributory Widow's Pension (CWP)

Contributory Widow's Pension is payable to a widow whose late husband had contributed to the National Pensions Fund. The total number of widows who benefited from such a pension increased by 6.2%, from 32,526 in June 2021 to 34,540 in June 2022. The amount paid went up from Rs 668.8 million in 2020/2021 to Rs 724.5 million in 2021/2022, showing an increase of 8.3%.

5.3.1.3 Contributory Invalid's Pension (CIP)

A person is entitled to a Contributory Invalid's Pension if he/she has previously contributed to the National Pension Fund and suffers from a permanent incapacity of at least 60%. The number of such beneficiaries registered an increase of 4.8%, from 11,490 in June 2021 to 12,039 in June 2022. The amount paid on this item increased by 8.2% from Rs 93.6 million in 2020/2021 to Rs 101.3 million in 2021/2022.

5.3.1.4 Contributory Orphan's Pension (COP)

Contributory Orphan's Pension is payable to orphans under the age of 15 years (or 20 years if the child is at school), if any of the deceased parents had contributed to National Pension Fund. At June 2022, the number of orphans benefiting from this pension was 259 against 201 in June 2021, representing an increase of 28.9%. The amount disbursed for period July 2021 to June 2022 was Rs 0.6 million compared to Rs 0.4 million in the preceding financial year.

5.3.1.5 Industrial Injury Benefits

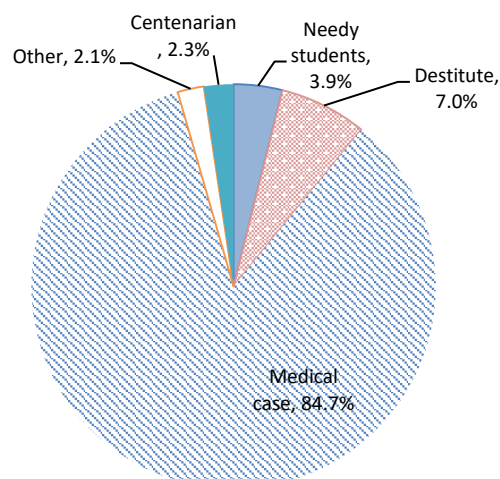
Industrial Injury Benefits comprises only those cases who, being insured under NPF, have been awarded Industrial Injury Allowance in respect of work accidents. The number of cases of Industrial Injury decreased from 597 in June 2021 to 575 in June 2022. The total amount paid decreased by 26.3%, from Rs 36.9 million in 2020/2021 to Rs 27.2 million in 2021/2022.

6. NATIONAL SOLIDARITY FUND – (TABLE 7(a) – (b))

The National Solidarity Fund started operating on 1 June 1991 with the objective to provide financial assistance to:

- ❖ Mauritian citizens residing in Mauritius who require surgical operations that can only be performed abroad.
- ❖ Those undergoing Severe Personal Hardships such as tragic accidents, needy students, victims of natural calamities, multiple births, medical cases, etc.

Figure 3: Distribution of amount disbursed by hardship category, Jul 2021 to Jun 2022



In 2021/2022, the National Solidarity Fund assisted 2,253 cases compared to 2,471 in 2020/2021, representing a decrease of 8.8%. During that period, the amount spent increased by 14.2% to Rs 35.6 million from Rs 31.2 million.

7. LIST OF TABLES

The following tables together with the web version of this publication can be downloaded from Statistics Mauritius website at <https://statsmauritius.govmu.org>. From the homepage click on 'Statistics by subject' followed by 'Social security', then select the appropriate publication under the heading 'Publications – Economic and Social Indicators'.

*Table 1 – Government Expenditure on Social Security & Welfare,
Republic of Mauritius, financial years 2018/2019 -2021/2022*

*Table 2.1 – No. of beneficiaries of basic pensions and amount paid,
Republic of Mauritius, 2018 – 2022*

*Table 2.2 – No. of beneficiaries of basic pensions and amount paid,
Island of Mauritius, 2018 – 2022*

*Table 2.3 – No. of beneficiaries of basic pensions and amount paid,
Island of Rodrigues, 2018 – 2022*

*Table 3 – Number of beneficiaries of other non-contributory social benefits
and amount paid, Republic of Mauritius, 2018 - 2022*

Table 4 – Number of cases of Social Aid paid by district as at June 2018 - 2022

*Table 5 – Contribution to the National Savings Fund (NSF), financial years
2017/2018 - 2021/2022*

*Table 6 – Number of beneficiaries of contributory pensions by pension type and amount
paid, Republic of Mauritius, 2018 - 2022*

*Table 7 – No. of cases receiving assistance from the National Solidarity Fund by
contingency type and amount disbursed, Republic of Mauritius, 2017 - 2022*

Table 8 – Non-contributory benefits by type and rate payable, 2018 – 2021 and 2021/2022

8. NOTES

8.1 RELEASE OF DATA ON SOCIAL SECURITY

This publication is a yearly issue to be released on 28 February 2023 according to an advance calendar posted on Statistics Mauritius website (<https://statsmauritius.govmu.org>). The next issue is scheduled for March 2024. This indicator will also be followed by a more comprehensive report on the same subject and period, with release scheduled for November 2023.

8.2 INQUIRIES

For further information regarding the indicators presented in this ESI and other statistics on social security please contact:

Mr. A. RAMASAMY, Statistician

Mrs. P. MULLIAH, Senior Statistical Officer

Social Security Statistics Unit,
Ministry of Social Integration, Social Security and National Solidarity
(Social Security and National Solidarity Division)
8th floor, Social Security House,
Rose Hill
Tel: (230) 403 2700 (Ext. 2829, 2963)
E-mail: aramasamy@govmu.org
pmulliah@govmu.org

9 EXPLANATORY NOTES

9.1 NON – CONTRIBUTORY BENEFITS

9.1.1 Carer’s Allowance for Basic Retirement Pensioner

The Carer’s Allowance for Basic Retirement Pensioner is an additional allowance payable to old-age pensioners who are either

- ❖ totally blind, or
- ❖ suffer from total paralysis, or
- ❖ need the constant care of another person

9.1.2 Carer’s Allowance for Basic Invalid Pensioner

Basic Invalid Pensioners, who need the constant care and attention of another person, benefit from an additional allowance known as the Carer’s Allowance.

9.1.3 Guardian Allowance (GA)

A Guardian’s allowance is also paid to the person looking after one or more orphans. However, only one allowance is payable per guardian irrespective of the number of orphans under his/her care.

9.1.4 Child’s Allowance

Child’s allowance is payable to children of beneficiaries of Basic Retirement Pension, Basic Widow’s Pension and Basic Invalid’s Pension in respect of a child below 15 years, or below 20 years, if in full-time education. Child’s allowance is payable for up to three dependent children. It is to be noted that child allowance is payable even after discontinuation of pensions to the parents for some reasons (e.g. when the widowed mother got married).

9.1.5 Social Aid

Social Aid is an income-tested scheme. It is payable to the head of a family who is incapable of earning his living adequately and who has insufficient means to support himself and his dependents. Social Aid is payable to the poorer section of the population, including the dependents of prisoners and abandoned spouses, especially those with dependent children. The allowance payable is calculated as the difference between the total income and the expected overall expenditure of the family.

9.1.6 Income Support for purchase of rice and flour

In order to support needy Mauritians for the purchase of rice and flour, the Food Aid Scheme was introduced in May 1993 when government subsidy on rice and flour was temporarily discontinued. Afterwards, even when government subsidy was reinstated, it was decided to continue giving Food Aid allowance to the needy Mauritian. Under the Food Aid Scheme, a monthly stipend is given to every needy Mauritian for the purchase of rice and flour. The beneficiaries are:

- ❖ All recipients of Social Aid and their dependents
- ❖ All those receiving the Unemployment Hardship Relief
- ❖ All needy beneficiaries of a basic pension under the National Pensions Act, i.e. beneficiaries of Basic Retirement Pension, Basic Widow's Pension, Basic Invalid's Pension and Basic Orphan's Pensions, who would have qualified to receive social aid if the basic pensions were not payable

In addition, as from 1 July 2006 with the government discontinuation of subsidy on rice and flour, an Income Support Scheme was introduced whereby a monthly allowance of Rs 40 is given to:

- ❖ Any head of household and his/her dependents whose average monthly electricity consumption does not exceed 75 KWh and who are not in receipt of Food Aid.
- ❖ Any beneficiary of basic pension and his/her dependents (under the National Pensions Act) and who would have been eligible to receive social aid if he/she was not in receipt of that basic pension.

Later on, even with the reinstatement of government subsidy, Government decided to continue providing Income Support to alleviate the needy Mauritians.

9.1.7 Inmate's Allowance

Inmate's Allowance refers to the pocket money given to certain residents of government-subsidized institutions and of the government psychiatric hospital, Brown Sequard Hospital.

9.1.8 Unemployment Hardship Relief

The Unemployment Hardship Relief (UHR) is payable to unemployed heads of families whose family income is not sufficient to meet the needs of the members. The head should be

- (i) Registered as unemployed at the Employment Exchange
- (ii) Be willing and able to take up employment and
- (iii) Be actively looking for work

A disabled person, who can work but has not been able to find a job, receives an Unemployment Hardship Relief in addition to his Basic Invalid's Pension.

9.1.9 Funeral Grant

A funeral grant is meant to cover funeral expenses of persons from low-income families.

9.2 CONTRIBUTORY BENEFITS

9.2.1 National Pension Scheme

The National Pension Scheme was introduced in April 1976. It provides for the payment of contributory pensions to those employees of the private sector who have contributed to the National Pensions Fund (NPF).

It is to be noted that the '*Contribution Sociale Généralisée*' (CSG) was introduced by the Finance (Miscellaneous Provisions) Act 2020. This new system of social contributions replaced the National Pensions Fund (NPF) and was applicable as from the month of September 2020. However, the Social Contribution and Social Benefits Act, enacted in 2021, brought some changes to the social contributions, and the provisions are applicable as from the month of September 2021. Consequently, there was no NPF contributions and related statistics for financial year 2021/2022.

9.2.2 National Savings Fund

The National Savings Fund has been set up in 1995 to replace the Employees Welfare Fund. The objectives of the National Savings Fund are:

- ❖ To provide for the payment of a lump sum to every employee on his retirement at the age of 60 or earlier, or to the beneficiary on his death; and
- ❖ To set up and operate for the benefit of employees, such schemes, including loan schemes, as may be prescribed.

This Fund is compulsory in respect to all employees, except non-citizens, of both public and private sector. Contributions to the Fund were payable at the rate of 2.5 % by employers. As from February 2009, following the proclamation of the Employment Rights Act, the contribution increased to 3.5%, comprising of 2.5% from employers and 1% from employees of the Private Sector and those of parastatal bodies. This additional 1% contribution is being used to pay part of the Transitory Unemployment Benefit (TUB) to laid-off workers.

9.2.3 Industrial Injury Benefits

The different types of allowances payable in respect of a work accident affecting an employee insured under the National Pension Scheme are:

- ❖ Industrial Injury allowance as a result of a total temporary incapacity, subject to medical evidence.
- ❖ Disablement pension due to a permanent incapacity (partial or total).
- ❖ Survivor's Pension as a result of the death.
- ❖ Constant attendance allowance resulting in a total temporary incapacity or a 100% disability and requiring the constant attendance of another person.
- ❖ Dependent's pension, orphan's pension, child allowance, clinical expenses, clothing expenses, hospital expenses, artificial aid.

9.3 NATIONAL SOLIDARITY FUND

The National Solidarity Fund started operating under the aegis of the Ministry of Social Security and National Solidarity on 1 June 1991. Initially, its objectives were to provide financial assistance to:

- ❖ Mauritian citizens residing in Mauritius who require surgical operations that can only be performed abroad.
- ❖ Those undergoing Severe Personal Hardships.

Since November 1999, with the creation of the “Trust Fund for Overseas Treatment” operating under the aegis of the Ministry of Health, all surgical operations cases are referred there. The National Solidarity Fund has then widened the scope of its activities under the “Severe Personal Hardship Scheme” to cover also tragic accidents, needy students, victims of natural calamities, multiple births, medical cases, etc.

The sources of revenue of the Fund are manifold. These include:

- ❖ Contribution from the General Public
- ❖ Contribution from Ministries and Departments
- ❖ Interests on investment
- ❖ Unclaimed prizes and unclaimed winning tickets from e.g. Automatics Systems Ltd., Mauritius Turf Club, Lottotech Ltd. and other commercial promotions.

Statistics Mauritius

Ministry of Finance, Economic Planning and Development

Port Louis

28 February 2023

**Table 1 - Government Expenditure on Social Security & Welfare - Republic of Mauritius,
financial years 2018/2019 - 2021/2022**

Government expenditure on Social Security & Welfare	Jul 2018 to Jun 2019	Jul 2019 to Jun 2020	Jul 2020 to Jun 2021	Jul 2021 to Jun 2022 ^{1/}
Amount (Rs Mn) ^{2/}	34,012.7	42,861.0	49,876.1	51,378.7
% of total government expenditure	26.5	28.5	30.1	29.0
% of GDP at market prices	6.9	9.4	10.9	9.8

^{1/} *Provisional*

^{2/} *Including amount spent under "Welfare" and paid by other Ministries*

Table 2.1 - No. of beneficiaries of basic pensions and amount paid, Republic of Mauritius

(a) No. of beneficiaries by pension type as at June 2018 - 2022

Pension type	No. of beneficiaries				
	June 2018	June 2019	June 2020	June 2021	June 2022 ^{1/}
Basic Retirement Pension (Old age pension) <i>of whom</i>	215,334	224,277	232,935	242,367	250,411
<i>Severely handicapped</i> ^{2/}	16,147	17,083	17,586	19,937	21,019
Basic Widow's Pension	19,282	18,830	18,460	18,219	18,034
Basic Invalid's Pension <i>of whom</i>	32,075	31,935	31,599	32,321	32,252
<i>Severely handicapped</i> ^{3/}	7,231	7,568	7,550	7,699	8,189
Basic Orphan's Pension	349	308	326	274	395
Guardian's Allowance	290	263	269	223	326
Child's Allowance <i>of whom children of beneficiaries of:</i>	13,480	13,285	12,465	11,843	13,376
<i>Basic Retirement Pension</i>	196	214	212	183	241
<i>Basic Widow's Pension</i>	4,888	4,711	4,460	4,118	4,812
<i>Basic Invalid's Pension</i>	7,990	7,951	7,408	7,194	7,927
<i>Other</i> ^{4/}	406	409	385	348	396

^{1/} Provisional

^{2/} Drawing the Enhanced Basic Retirement Pension (Carer's Allowance)

^{3/} Drawing Additional Basic Invalid's Pension (Carer's Allowance)

^{4/} These are children who were previously children of beneficiaries of Basic Retirement Pension or Basic Widow's Pension or Basic Invalid's Pension

(b) Amount paid by pension type, financial years 2017/2018 - 2021/2022

Pension type	Amount paid (Rs Mn)				
	Jul 2017 to Jun 2018	Jul 2018 to Jun 2019	Jul 2019 to Jun 2020	Jul 2020 to Jun 2021	Jul 2021 to Jun 2022 ^{1/}
Basic Retirement Pension (including Enhanced Basic Retirement Pension and Child's Allowance)	16,809.6	18,555.8	25,081.4	29,550.2	30,586.8
Basic Widow's Pension (including Child's Allowance)	1,525.8	1,588.7	2,026.6	2,277.1	2,252.5
Basic Invalid's Pension (including Carer's Allowance and Child's Allowance)	2,706.2	2,926.5	3,722.4	4,335.7	4,402.6
Basic Orphan's Pension ^{2/} (including Guardian's Allowance)	34.8	36.8	41.2	45.7	57.4

^{1/} Provisional

^{2/} Includes allowances to children who were previously children of beneficiaries of Basic Retirement Pension or Basic Widow's Pension or Basic Invalid's Pension

Table 2.2 - No. of beneficiaries of basic pensions and amount paid, Island of Mauritius

(a) No. of beneficiaries by pension type as at June 2018 - 2022

Pension type	Number of beneficiaries				
	June 2018	June 2019	June 2020	June 2021	June 2022 ^{1/}
Basic Retirement Pension (Old age pension) <i>of whom</i>	210,303	219,053	227,558	236,782	244,712
<i>Severely handicapped</i> ^{2/}	15,167	15,956	16,363	18,596	19,640
Basic Widow's Pension	18,869	18,426	18,053	17,825	17,648
Basic Invalid's Pension <i>of whom</i>	31,055	30,865	30,549	31,146	30,980
<i>Severely handicapped</i> ^{3/}	6,750	6,998	6,980	7,136	7,521
Basic Orphan's Pension	314	279	292	250	358
Guardian's Allowance	259	239	243	205	296
Child's Allowance <i>of whom children of beneficiaries of:</i>	12,839	12,651	11,846	11,219	12,621
<i>Basic Retirement Pension</i>	188	205	199	169	223
<i>Basic Widow's Pension</i>	4,686	4,533	4,282	3,965	4,633
<i>Basic Invalid's Pension</i>	7,585	7,531	7,007	6,754	7,395
<i>Other</i> ^{4/}	380	382	358	331	370

^{1/} Provisional

^{2/} Drawing the Enhanced Basic Retirement Pension (Carer's Allowance)

^{3/} Drawing Additional Basic Invalid's Pension (Carer's Allowance)

^{4/} These are children who were previously children of beneficiaries of Basic Retirement Pension or Basic Widow's Pension or Basic Invalid's Pension

(b) Amount paid by pension type, financial years 2017/2018 - 2021/2022

Pension type	Amount paid (Rs Mn)				
	Jul 2017 to Jun 2018	Jul 2018 to Jun 2019	Jul 2019 to Jun 2020	Jul 2020 to Jun 2021	Jul 2021 to Jun 2022 ^{1/}
Basic Retirement Pension (including Enhanced Basic Retirement Pension and Child's Allowance)	16,386.6	18,086.7	24,460.5	28,822.2	29,842.6
Basic Widow's Pension (including Child's Allowance)	1,491.7	1,553.8	1,980.9	2,227.7	2,203.4
Basic Invalid's Pension (including Carer's Allowance and Child's Allowance)	2,608.4	2,813.0	3,581.5	4,163.1	4,212.0
Basic Orphan's Pension ^{2/} (including Guardian's Allowance)	31.8	34.1	37.6	43.0	52.6

^{1/} Provisional

^{2/} Includes allowances to children who were previously children of beneficiaries of Basic Retirement Pension or Basic Widow's Pension or Basic Invalid's Pension

Table 2.3 - No. of beneficiaries of basic pensions and amount paid, Island of Rodrigues

(a) No. of beneficiaries by pension type as at June 2018 - 2022

Pension type	Number of beneficiaries				
	June 2018	June 2019	June 2020	June 2021	June 2022 ^{1/}
Basic Retirement Pension (Old age pension) <i>of whom</i>	5,031	5,224	5,377	5,585	5,699
<i>Severely handicapped</i> ^{2/}	980	1,127	1,223	1,341	1,379
Basic Widow's Pension	413	404	407	394	386
Basic Invalid's Pension <i>of whom</i>	1,020	1,070	1,050	1,175	1,272
<i>Severely handicapped</i> ^{3/}	481	570	570	563	668
Basic Orphan's Pension	35	29	34	24	37
Guardian's Allowance	31	24	26	18	30
Child's Allowance	641	634	619	624	755
<i>of whom children of beneficiaries of:</i>					
<i>Basic Retirement Pension</i>	8	9	13	14	18
<i>Basic Widow's Pension</i>	202	178	178	153	179
<i>Basic Invalid's Pension</i>	405	420	401	440	532
<i>Other</i> ^{4/}	26	27	27	17	26

^{1/} Provisional

^{2/} Drawing the Enhanced Basic Retirement Pension (Carer's Allowance)

^{3/} Drawing Additional Basic Invalid's Pension (Carer's Allowance)

^{4/} These are children who were previously children of beneficiaries of Basic Retirement Pension or Basic Widow's Pension or Basic Invalid's Pension

(b) Amount paid by pension type, financial years 2017/2018 - 2021/2022

Pension type	Amount paid (Rs Mn)				
	Jul 2017 to Jun 2018	Jul 2018 to Jun 2019	Jul 2019 to Jun 2020	Jul 2020 to Jun 2021	Jul 2021 to Jun 2022 ^{1/}
Basic Retirement Pension (including Enhanced Basic Retirement Pension and Child's Allowance)	423.0	469.1	621.0	728.0	744.2
Basic Widow's Pension (including Child's Allowance)	34.1	34.9	45.7	49.4	49.1
Basic Invalid's Pension (including Carer's Allowance and Child's Allowance)	97.8	113.6	141.0	172.5	190.7
Basic Orphan's Pension ^{2/} (including Guardian's Allowance)	3.0	2.7	3.8	2.8	4.8

^{1/} Provisional

^{2/} Includes allowances to children who were previously children of beneficiaries of Basic Retirement Pension or Basic Widow's Pension or Basic Invalid's Pension

**Table 3 - Number of beneficiaries of other non-contributory social benefits and amount paid,
Republic of Mauritius**

(a) No. of beneficiaries by type of benefit as at June 2018 - 2022

Type of benefit	Number of beneficiaries				
	June 2018	June 2019	June 2020	June 2021	June 2022 ^{1/}
Social Aid ^{2/}	16,975	15,851	15,537	13,857	14,642
Food Aid (inclu. Income support)	74,650	71,850	68,625	65,710	65,260
Indoor Relief (Capitation Grant)	644	646	608	621	583
Inmate's Allowance	709	787	693	687	645
Unemployment Hardship Relief	708	570	524	481	409
Funeral Grant ^{3/}	3,743	3,794	3,335	3,761	4,695

^{1/} Provisional

^{2/} Refers to the number of cases who benefit from Social Aid for themselves and for members of their family

^{3/} Refers to the number of payments during the calendar/financial year

(b) Amount paid by type of benefit for financial years 2017/2018 - 2021/2022

Type of benefit	Amount paid (Rs Mn)				
	Jul 2017 to Jun 2018	Jul 2018 to Jun 2019	Jul 2019 to Jun 2020	Jul 2020 to Jun 2021	Jul 2021 to Jun 2022 ^{1/}
Social Aid ^{2/}	562.5	495.8	496.5	504.5	513.1
Food Aid ^{3/} (inclu. Income support)	276.6	266.3	258.0	251.1	249.4
Indoor Relief (Capitation Grant)	60.5	62.8	62.7	63.3	62.3
Inmate's Allowance	9.7	12.1	12.3	13.3	10.8
Unemployment Hardship Relief	15.7	13.2	15.8	14.5	9.3
Funeral Grant	37.8	37.8	33.8	38.9	48.5

^{1/} Provisional

^{2/} Includes amount paid on (i) subsidy on HSC and SC examination fees

(ii) assistance to professional fishermen and food aid in Rodrigues

^{3/} Excludes amount spent for Rodrigues which is included in "Social aid"

Table 4 - Number of cases of Social Aid paid by district as at June 2018 - 2022

District/ Island	June 2018	June 2019	June 2020	June 2021	June 2022 ^{1/}
Port-Louis	3,244	2,968	2,953	2,494	2,575
Pamplemousses	1,952	1,711	1,660	1,433	1,587
Riviere du Rempart	919	811	683	594	687
Flacq	1,393	1,276	1,289	1,089	1,182
Grand-Port	1,028	949	914	897	942
Savanne	741	707	588	511	603
Plaine Wilhems	3,359	3,130	3,013	2,784	2,951
Moka	656	547	501	505	465
Black River	1,014	1,042	1,111	1,021	1,118
<i>Island of Mauritius</i>	<i>14,306</i>	<i>13,141</i>	<i>12,712</i>	<i>11,328</i>	<i>12,110</i>
<i>Island of Rodrigues</i>	<i>2,669</i>	<i>2,710</i>	<i>2,825</i>	<i>2,529</i>	<i>2,532</i>
Republic of Mauritius	16,975	15,851	15,537	13,857	14,642

^{1/} Provisional

Table 5 - Contribution to the National Savings Fund (NSF), financial years 2017/2018 - 2021/2022

	Jul 2017 to Jun 2018	Jul 2018 to Jun 2019	Jul 2019 to Jun 2020	Jul 2020 to Jun 2021	Jul 2021 to Jun 2022 ^{1/}
No. of employers contributing to NSF ('000)	23.7	23.7	24.2	24.8	24.4
No. of employees belonging to the NSF ('000)	458.9	461.0	461.8	443.1	459.1
Amount contributed by employers (Rs Mn)	1,758.1	1,999.0	2,175.3	2,054.9	1,865.0
Surcharge paid by employers (Rs Mn)	0.1	0.8	3.0	NA	NA
No. of beneficiaries of Lump Sum:	15,158	17,326	15,999	22,279	24,001
of which Voluntary Retirement Scheme (VRS)	5	46	29	0	4
Total Lump Sum paid (Rs Mn)	686.5	912.9	815.0	1,416.3	1,386.3
of which VRS (Rs Mn)	0.4	5.3	2.5	0.0	0.7
Size of NSF (Rs Mn) as at end of financial year	27,585.0	29,685.4	32,412.0	36,837.9	35,716.8

^{1/} Provisional

NA: Not Available

Table 6(a) - Number of beneficiaries of contributory pensions by pension type, Republic of Mauritius, June 2018 - June 2022

Pension type	June 2018	June 2019	June 2020	June 2021	June 2022 ^{1/}
Contributory Retirement Pension	103,287	111,971	119,782	128,964	138,204
Contributory Widow's Pension	28,826	30,147	31,101	32,526	34,540
Contributory Invalid's Pension	10,076	10,563	10,785	11,490	12,039
Contributory Orphan's Pension	207	202	201	201	259
Industrial Injury Benefits	627	670	644	597	575

^{1/} Provisional

Table 6(b) - Amount paid to beneficiaries of contributory pensions by pension type, Republic of Mauritius, financial years 2017/2018 - 2021/2022

Pension type	Amount paid (Rs Mn)				
	Jul 2017 to Jun 2018	Jul 2018 to Jun 2019	Jul 2019 to Jun 2020	Jul 2020 to Jun 2021	Jul 2021 to Jun 2022 ^{1/}
Contributory Retirement Pension	1,978.9	2,223.9	2,460.2	2,700.4	2,905.8
Contributory Widow's Pension	498.0	555.4	607.8	668.8	724.5
Contributory Invalid's Pension	70.0	77.4	82.9	93.6	101.3
Contributory Orphan's Pension	0.4	0.4	0.4	0.4	0.6
Industrial Injury Benefits	27.1	39.3	40.8	36.9	27.2

^{1/} Provisional

Table 7 (a) - No. of cases receiving assistance from the National Solidarity Fund by contingency type, Republic of Mauritius, financial years 2017/2018 - 2021/2022

Contingency type	Number of cases				
	Jul 2017 to Jun 2018	Jul 2018 to Jun 2019	Jul 2019 to Jun 2020	Jul 2020 to Jun 2021	Jul 2021 to Jun 2022
Medical treatment abroad (Air ticket only)	0	0	3	0	13
Personal Hardship Scheme :	2,486	2,442	2,688	2,471	2,240
- Multiple births	0	0	2	4	1
- Fire victims	0	0	0	0	0
- Natural calamities	0	1	0	0	0
- Tragic accidents	0	1	1	2	3
- Needy students	529	533	385	175	134
- Repatriation of mortal remains	0	3	0	4	1
- Destitute	239	217	197	467	455
- Medical case	1,669	1,624	2,039	1,752	1,560
- Centenarian	49	61	61	65	84
- Sale by levy (Hardship case)	0	2	3	2	2
Other	0	0	0	0	0
Total	2,486	2,442	2,691	2,471	2,253

Table 7(b) - Amount disbursed by the National Solidarity Fund by contingency type, Republic of Mauritius, financial years 2017/2018 - 2021/2022

Contingency type	Amount paid (Rs '000)				
	Jul 2017 to Jun 2018	Jul 2018 to Jun 2019	Jul 2019 to Jun 2020	Jul 2020 to Jun 2021	Jul 2021 to Jun 2022
Medical treatment abroad (Air ticket only)	0	0	82	0	531
Personal Hardship Scheme:	31,728	30,186	36,196	31,213	35,115
- Multiple births	0	0	50	100	30
- Fire victims	0	0	0	0	0
- Natural calamities	0	6	0	0	0
- Tragic accidents	0	50	25	50	125
- Needy students	5,577	5,955	5,173	1,753	1,386
- Repatriation of mortal remains	0	150	0	200	30
- Destitute	1,311	1,207	1,196	2,423	2,493
- Medical case	24,350	22,188	29,117	26,008	30,180
- Centenarian	490	610	610	650	840
- Sale by levy (Hardship case)	0	20	25	29	31
Other	0	0	0	0	0
Total	31,728	30,186	36,278	31,213	35,646

Table 8 - Non-contributory benefits by pension type and rate payable, 2018 - 2021 and 2021/2022

Pension type	Monthly amount payable (Rs)				
	2018	2019	2020	2021	2021/22
Basic Retirement Pension (BRP) :					
(60-69) years	5,810	6,210	9,000	9,000	9,000
(70-89) years	5,810	6,210	9,000	9,000	9,000
(90-99) years	15,810	16,210	16,710	16,710	16,710
100 years and over	20,810	21,210	21,710	21,710	21,710
Basic Widow's Pension (BWP)	5,810	6,210	9,000	9,000	9,000
Basic Invalid's Pension (BIP)	5,810	6,210	9,000	9,000	9,000
Basic Orphan's Pension (BOP)					
(i) Under 16 years and not in full time education	3,310	3,710	5,000	5,000	8,000
(ii) 17 years and up to 23 years and in full time education	4,810	5,210	7,000	7,000	8,000
Guardian's Allowance:(Under the National Pensions Act)	1,000	1,000	1,100	1,100	1,100
Child's Allowance:(Under the National Pensions Act)					
(0 - 9) years	1,400	1,400	1,600	1,600	1,600
(10-19) years	1,500	1,500	1,700	1,700	1,700
Enhanced Basic Retirement Pension ^{1/} :					
(60-69) years	8,810	9,210	12,500	12,500	12,500
(70-89) years	8,810	9,210	12,500	12,500	12,500
(90-99) years	18,810	19,210	20,210	20,210	20,210
100 years and over	23,810	24,210	25,210	25,210	25,210
Additional Basic Invalid's Pension (Carer's Allowance)	2,500	3,000	3,500	3,500	3,500
Social Aid (minimum amount payable)	1,013	1,054	1,086	1,086	1,086
Food Aid	285	285	294	294	294
Income Support (as from 1 July 2006)	285	285	294	294	294
Inmate's Allowance : (a) Charitable Institutions	759	790	820	820	820
(b) Brown Sequard Hospital:					
Under 60 years	1,453	1,553	2,250	2,250	2,250
(60-69) years	1,453	1,553	2,250	2,250	2,250
(70-89) years	1,453	1,553	2,250	2,250	2,250
(90-99) years	3,953	4,053	4,178	4,178	4,178
Unemployment Hardship Relief (Minimum)	259	270	279	279	279
Minimum Contributory Retirement Pension	564	587	605	605	605
			Daily		
Indoor Relief :					
Under 60 years	228	238	246	246	246
(60-89) years	255	266	274	274	274
(90-99) years	650	676	697	697	697
100 years and over	672	699	720	720	720

^{1/} Inclusive of Basic Retirement Pension

Statistics Mauritius
LIC Centre,
John Kennedy Street,
Port Louis, MAURITIUS
T: +230 208 1800
F: +230 211 4150
W: <https://statsmauritius.govmu.org>
E: statsmauritius@govmu.org