

**Crime, Justice and Security Statistics, 2019**  
(Police, Prosecution, Judiciary, Prisons and Probation)

## 1. Introduction

This is the thirteenth issue of the Economic and Social Indicator (ESI) on crime, justice and security (CJS) statistics. It is based on administrative data for 2019 from the Mauritius Police Force (MPF), the Office of Director of Public Prosecutions (ODPP), the Judiciary, the Mauritius Prison Service (MPS) and the Probation and Aftercare Service.

All data in this ESI relate to the Republic of Mauritius, unless otherwise stated.

Table 1 presents the key indicators of Crime, Justice and Security Statistics while detailed tables are given at **Annex 1**. To assist in interpreting the figures, a reference chart of the flow through the criminal justice system is at **Annex 2**. A glossary of terms and a general structure of International Classification of Crime for Statistical Purposes (ICCS) Version 1.0 are at **Annex 3** and **Annex 4** respectively.

More detailed statistics will be released in September 2020 through the “Digest of Crime, Justice & Security Statistics, 2019”.

## 2. Summary Statistics

**Table 1: Crime, Justice and Security Statistics, Republic of Mauritius, 2018 & 2019**

Key indicator	2018	2019
Overall offence rate (excluding contraventions) per 1,000 population	35.9	35.6
Intentional homicide rate <sup>1</sup> per 100,000 population	2.8	2.1
<i>of which murder</i>	2.8	2.1
Theft rate per 1,000 population	8.5	8.9
Drug rate per 1,000 population	3.4	3.9
Road traffic contravention rate per 1,000 population	192.4	139.6
Juvenile delinquency rate per 1,000 population	5.6	6.8
Conviction rate <sup>2</sup> pronounced in court per 1,000 population (excluding contraventions)	20.1	19.2
Imprisonment rate <sup>3</sup> per 100,000 population	193.4	219.5
Average prison occupancy level <sup>4</sup> (%)	74.7	83.4

<sup>1</sup> Intentional homicide rate excludes "abortion" and "arson causing death"

<sup>2</sup> Number of offences that led to conviction (as opposed to the number of persons convicted) per 1,000 population

<sup>3</sup> Daily average number of detainees per 100,000 population

<sup>4</sup> Prison population as a percentage of the prison capacity

### 3. Police Statistics

#### 3.1. Offences reported to police

*The offence rate (excluding contraventions) decreased from 35.9 in 2018 to 35.6 in 2019.*

- (i) From 2018 to 2019, cases reported to the police (which include overall offences and other occurrences) decreased by 19.7%, from 365,322 to 293,199 (Annex 1 - Table A1.1). In 2019, some 60,185 cases were not classified as offences against 61,007 in 2018, down by 1.3%.
- (ii) Some 19.3% of the overall offences reported in 2019 were linked to crimes (2.8%) and misdemeanours (16.5%). The remaining 80.7% were contraventions, the majority of which were related to road traffic offences (Annex 1 - Table A1.1).
- (iii) Between 2018 and 2019, the general level of crime and misdemeanour, as measured by police-reported offences, excluding contraventions, decreased by 1.0% from 45,457 to 45,004, mainly due to a drop in assault (-6.3%), partly offset by an increase in theft (+4.1%) from 10,777 to 11,221 during the same period (Annex 1 - Table A1.2).
- (iv) The offence rate (excluding contraventions) per 1,000 population decreased from 35.9 in 2018 to 35.6 in 2019. Contravention rate per 1,000 population also decreased from 204.6 to 148.5 during the same period, mostly due to decreases in all road traffic contraventions by type of offence except for “bicycle contraventions” (Table 2 and Table A1.3).

**Table 2: Offence rate per 1,000 population by type, Republic of Mauritius, 2018 & 2019**

Offences	2018	2019
Crimes <sup>1</sup>	5.2	5.1
Misdemeanours <sup>1</sup>	30.7	30.4
<b>Offence rate (excl. contraventions)</b>	<b>35.9</b>	<b>35.6</b>
<i>of which drug offences</i>	<i>3.4</i>	<i>3.9</i>
Contraventions	204.6	148.5

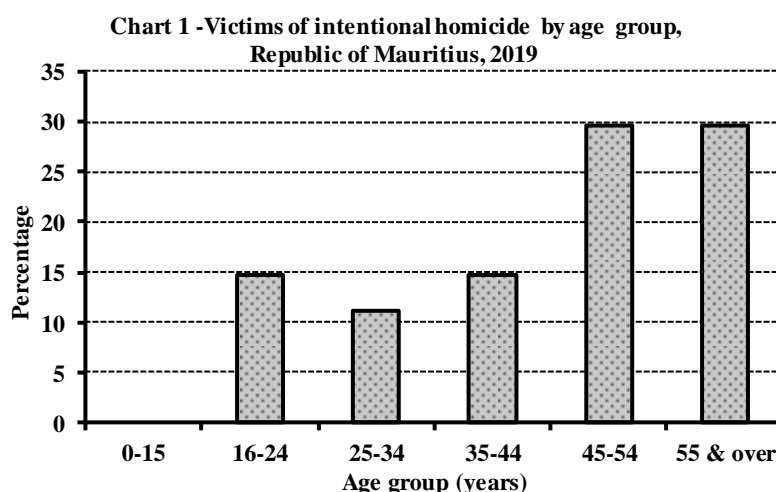
<sup>1</sup> Crime and misdemeanour rates include drug offences

### 3.2. Reported offences (Annex 1 - Tables A1.2 & A1.7)

#### 3.2.1 Homicide

*59.3% of the victims for intentional homicide were committed in private households.*

- (i) From 2018 to 2019, the number of homicide decreased by 1.0% from 104 to 103, due to fall in reported offences for: intentional homicide from 35 to 27. The rate of intentional homicide per 100,000 population fell from 2.8 to 2.1. It is to be noted that attempted intentional homicide rose from 11 to 17.
- (ii) In 2019, 77.8% (21) of the 27 victims of intentional homicide were male (Table A1.7). Some 59.3% of the victims were aged 45 years & over and another 25.9% between 25 and 44 years (Chart 1). Some 59.3% (16) of the 27 victims were killed in private households, of whom 62.5% (10) were related to their offenders.



#### 3.2.2 Assault

*49.0% of victims were related to their offenders in 2019.*

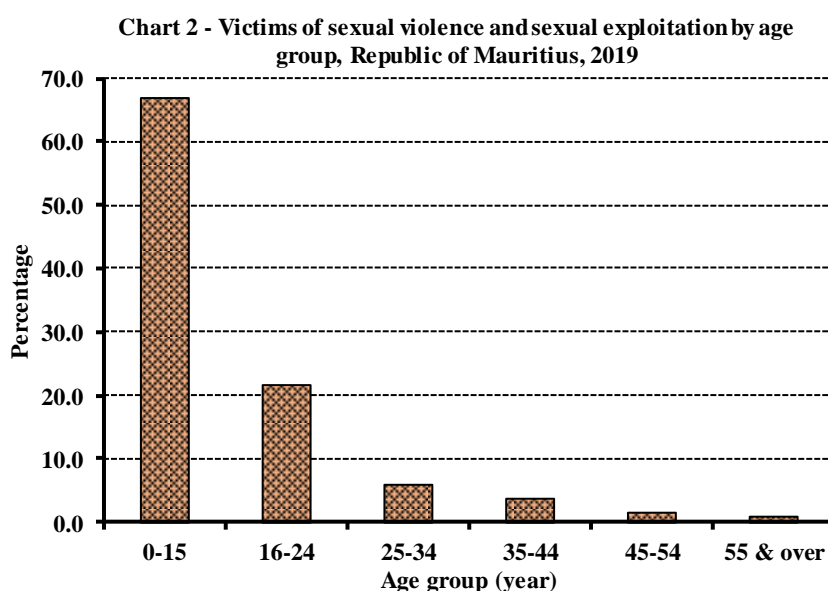
- (i) In 2019, some 10,112 assaults (serious and minor) were reported, representing a decrease of 6.3% over the figure of 10,793 in 2018. The rate per 100,000 population dropped from to 853.0 in 2018 to 798.9 in 2019 (Table A1.2).
- (ii) Some 53.8% of the 10,180 victims of assaults registered in 2019 were male and nearly half (49.0%) were related to their offenders. Some 53.0% of victims were assaulted in private households, 32.4% in public places such as commercial area, hotel, bungalow, public road and public beach and the remaining 14.6% in educational institutions and other places such as workplace, hospital, airport, concert, etc. (Table A1.7).

### 3.2.3 Sexual violence and sexual exploitation

The majority (92.6%) of victims of sexual violence and sexual exploitation were female.

(i) Between 2018 and 2019, the number of reported sexual violence and sexual exploitation increased by 9.5% from 620 to 679. Consequently, the rate per 100,000 population rose from 49.0 to 53.6. It is to be noted that rape showed a drop from 48 to 43 and sodomy from 38 to 29 for the same period (Table A1.2).

(ii) From 2018 to 2019, the female victimisation rate for sexual violence and sexual exploitation jumped from 89.6 to 99.1 per 100,000 female population. Among the 685 victims of these sexual offences, 92.6% were female, 67.0% were aged below 16 years (Chart 2), 60.7% were students, 19.4% had family relationship with their offenders and 60.4% occurred in private households (Table A1.7).



### 3.2.4 Theft/Robbery/Burglary

Theft increased in year 2019 compared to year 2018.

- (i) From 2018 to 2019, theft increased by 4.1% from 10,777 to 11,221 (Table A1.2). Consequently, theft rate per 1,000 population increased from 8.5 to 8.9. For the same period, an increase was registered for 'larceny from motor vehicles' from 713 to 813.
- (ii) During the same period, burglary and robbery showed decreases of 16.0% from 1,680 to 1,411 and 15.2% from 1,214 to 1,029 respectively.

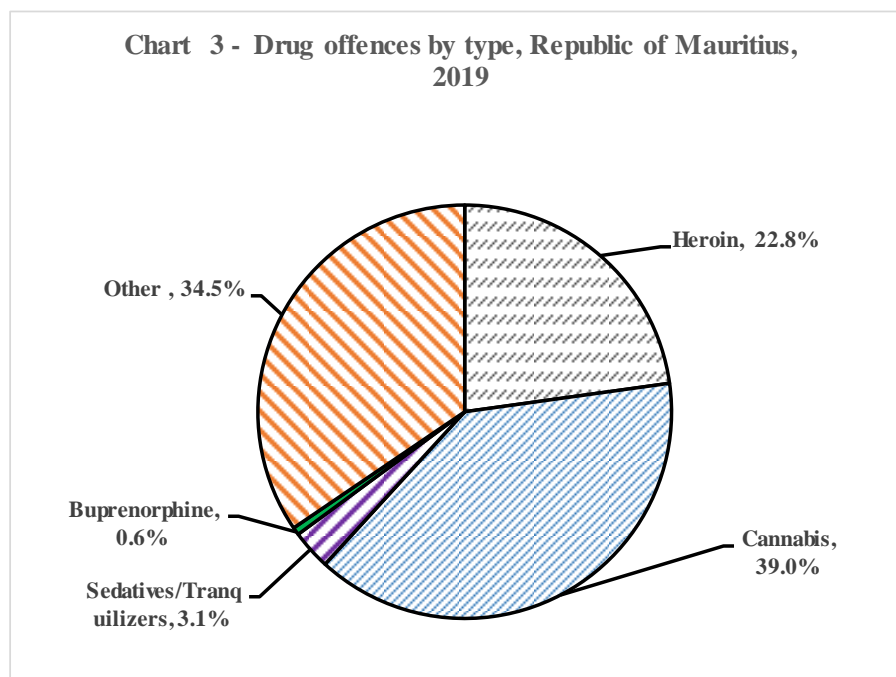
### 3.2.5 Drug offences

Drug offences increased in year 2019 compared to year 2018

- (i) From 2018 to 2019, the number of registered drug offences increased by 15.0%

from 4,267 to 4,906, resulting in a rise in the drug offence rate per 1,000 population from 3.4 to 3.9 (Table A1.2).

- (ii) In 2019, out of the 4,906, drug offences reported, 39.0% were cannabis (locally known as “gandia”) related offences, 22.8% for heroin related offences, 3.1% for sedatives/tranquilizers and 0.6% for buprenorphine. Other type of drugs, comprising mainly synthetic cannabinoid, methadone and hashish, represented 34.5% of drug offences.



- (iii) The market value of all drugs seized in 2019 was estimated at around Rs 2,297 Million (amended).
- (iv) Some 46,318 plants of cannabis were uprooted by Anti-Drug and Smuggling Unit (ADSU) in 2019 against 61,906 in 2018.

### 3.2.6 Road traffic offences

#### 3.2.6.1 Contraventions (Annex 1 - Tables A1.2 & A1.3)

*Road traffic contraventions decreased significantly between 2018 and 2019.*

- (i) The number of registered road traffic contraventions decreased by 27.4% from 243,425 in 2018 to 176,692 in 2019.
- (ii) From 2018 to 2019, road traffic contraventions for “exceeding speed limit” decreased by 6.5% from 87,408 to 81,691. The remaining road traffic contraventions showed decreases ranging from -2.9% for “failing to produce driving licence/Certificate of insurance within delay” to -75.1% for “no tail light”, except for “bicycle contraventions” which increased by 41.5% from 41 to 58.

### **3.2.6.2 Cumulative Road Traffic Offences (CRTO)**

- (i) From January to December 2019, 47.7% of fines paid were due to exceeding speed limit.
- (ii) From January to December 2019, some 19,656 persons were sanctioned for CRTO. Some 1,890 drivers (9.6%) had been convicted for more than once, of whom, 23 (0.1%) had already been convicted for four offences and above.
- (iii) Five Mauritian drivers holding competent driving licences have been disqualified for the CRTO from January to December 2019.

## **3.3. Investigation and prosecution**

### **3.3.1 Persons suspected, arrested and/or cautioned (Annex 1 - Table A1.4)**

- (i) The number of persons suspected, arrested and/or cautioned decreased by 16.8% from 19,156 in 2018 to 15,941 in 2019. For the same period, decreases were noted mainly in the number of persons suspected, arrested and/or cautioned for assault from 4,298 to 3,850 (-10.4%) and theft from 2,943 to 2,700 (-8.3%). It is to be noted that robbery and burglary decreased from 1,006 to 846 (-15.9%) and from 754 to 482 (-36.1%) respectively.
- (ii) In 2019, the offences for which the persons being suspected, arrested and/or cautioned were mostly in assault (24.2%), followed by drug offences (21.2%) and theft (16.9%).

### **3.3.2 Persons prosecuted (Annex 1 - Table A1.5)**

- (i) The number of persons prosecuted rose by 25.5% from 11,823 in 2018 to 14,841 in 2019.
- (ii) The number of persons prosecuted by type of offence between 2018 and 2019 indicated increases mostly in drug offences from 895 to 1,667 (86.3%) and theft from 2,162 to 2,584 (19.5%).

## **4. Prosecution - Office of Director of Public Prosecutions (ODPP)**

- (i) From 2018 to 2019, the total number of cases referred by the Police for advice to ODPP decreased by 4.2% from 11,923 to 11,426. Out of 11,426 cases in 2019, 59.9% (6,840) of them were referred to ODPP for initial advice after enquiry, based on their seriousness, complexity and special nature, i.e. parties involved including civil servants and minors, government property involved, etc.
- (ii) The number of cases referred by ODPP to the Intermediate and Supreme Courts decreased by 20.5% from 1,305 in 2018 to 1,037 in 2019.
- (iii) In 2019, 46 cases were lodged by ODPP before the Assizes against 41 in 2018.
- (iv) In 2019, 147 criminal “Appeal and motions” were conducted by ODPP before the Supreme Court in 2019 compared to 164 in 2018.

## 5. Judiciary statistics

### 5.1 Civil and Criminal cases (Annex 1 - Table A1.8)

*Drop in divorce cases lodged in year 2019 compared to year 2018.*

#### 5.1.1 Lodged

Between 2018 and 2019, the number of civil cases lodged in Court decreased by 0.6%, from 18,262 to 18,149 with a decrease of 1.0 % in divorce cases from 2,783 to 2,756 and an increase of 0.4% in ‘cases under the Protection from Domestic Violence Act’ from 2,008 to 2,017.

For the same period, the number of criminal cases lodged in Court decreased by 20.0% from 101,208 to 80,993.

#### 5.1.2 Disposed of

The number of civil cases disposed of decreased by 14.0% from 20,164 in 2018 to 17,335 in 2019. During the same period, divorce cases fell by 9.7% from 2,827 to 2,552 and “cases under the Protection from Domestic Violence Act” decreased by 1.4% from 1,932 to 1,904.

For the same period, a fall of 15.1% was also noted in the number of criminal cases disposed of from 99,334 to 84,363.

#### 5.1.3 Outstanding

From 2018 to 2019, outstanding cases rose by 10.3% for civil cases from 13,752 to 15,162 but decreased by 6.1% for criminal cases from 27,745 to 26,047.

### 5.2 Conviction

*Conviction rate decreased from year 2018 to year 2019.*

- (i) Some 105,565 criminal offences were disposed of by the Court in 2019. The prosecuted persons were found guilty in 69.9% (73,746) of these offences, of whom more than 99% were adults. The remaining 30.1% (31,819) were dismissed or discontinued.
- (ii) From 2018 to 2019, the overall convicted offences dropped by 18.0% from 89,936 to 73,746, largely due to declines in fraud/forgery/counterfeiting (-32.3%), assault (-28.1%), homicide (-23.9%), non-injurious traffic violations (-21.8%) and robbery (-13.0%) (Annex 1 - Table A1.9).
- (iii) In 2019, 64.0% of the convicted offences were due to the conviction for non-injurious traffic violations.
- (iv) From 2018 to 2019, the conviction rate per 1,000 population declined from 20.1 to 19.2 (Annex 1 - Table A1.9).

### **5.3 Convicted offences (Annex 1 - Table A1.9)**

#### *5.3.1 Homicide*

From 2018 to 2019, the conviction for intentional homicide declined from 14 to 9 and for non-intentional homicide from 57 to 44.

#### *5.3.2 Assault*

In 2019, there were 1,509 convicts for assault representing a drop of 28.1% over the figure of 2,098 in 2018.

#### *5.3.3 Sexual violence & sexual exploitation*

From 2018 to 2019, convictions for sexual violence and sexual exploitation increased by 15.5% from 161 to 186. It is to be noted that conviction, for sodomy has increased from 9 to 11 whereas rape has decreased from 6 to 3 during the same period.

#### *5.3.4 Theft/Robbery/Burglary*

Compared to the previous year, conviction for robbery in 2019 decreased by 13.0% from 1,384 to 1,204. On the other hand, burglary and theft showed increases of 3.4% from 685 to 708 and of 2.9% from 2,135 to 2,196 respectively.

#### *5.3.5 Drug offences*

From 2018 to 2019, the conviction for drug offences rose by 21.7% from 1,833 to 2,231.

### **5.4 Sentence imposed (Annex 1 - Table A1.9)**

- (i) Out of the 73,746 offences for which sentences have been imposed in 2019, the accused persons were either sentenced to pay fines (90.7%) or imprisoned (6.0%). The remaining 3.3% were either committed to community service works or issued with probation orders, or discharged either conditionally or absolutely.
- (ii) From 2018 to 2019, the number of fines imposed decreased by 19.2% from 82,791 to 66,887. Imprisonment rose by 6.3% from 4,132 to 4,392.

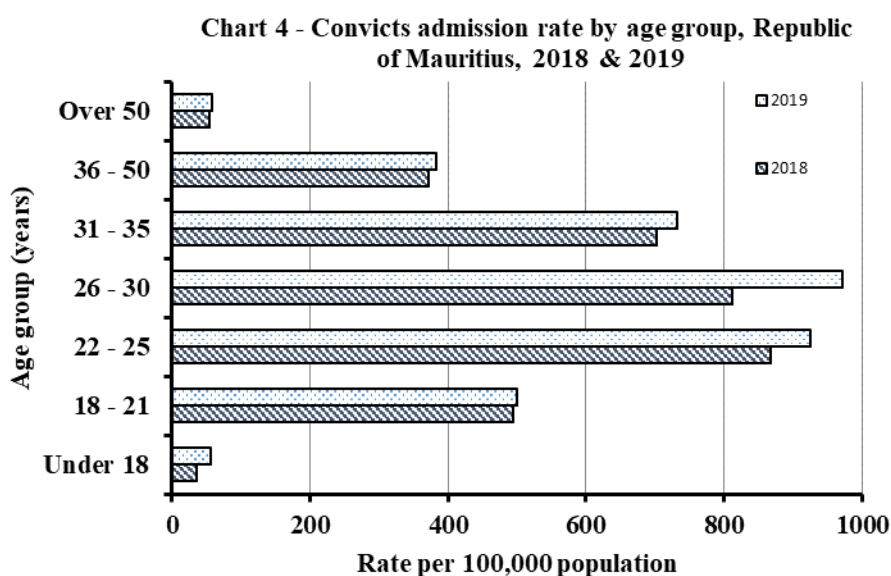
## **6. Prison and detention statistics (Annex 1 - Tables A1.10 to A1.13)**

*The majority of adult convicts admitted were re-offenders*

- (i) Out of every 100 detainees in prison in 2019:
  - (a) 51 were convicts and 49 were on remand and awaiting trial;
  - (b) 94 were male adults, 5 were female adults and one was juvenile.



- (ii) The daily average remand and trial population increased by 27.7% from 1,065 in 2018 to 1,360 in 2019.
- (iii) The imprisonment rate per 100,000 mid-year population rose from 193.4 in 2018 to 219.5 in 2019.
- (iv) In 2019, the average prison occupancy level was 83.4%, with the highest occupancy level being 88.6% and the lowest, 74.7%. From 2018 to 2019, the occupancy rate has increased from 74.7% to 83.4%.
- (v) The number of convicts admitted increased by 7.1% from 3,654 in 2018 to 3,913 in 2019 (Annex 1 - Table A1.11).
- (vi) Out of every 100 convicts admitted to prison in 2019 (Annex 1 - Table A1.11):
  - (a) 97 were male and 3 were female;
  - (b) 52 were in the age group 18 - 30 years.
- (vii) In 2019, the convict admission rate peaked at the age group of “26-30 years” (Chart 4) compared to the age group of “22-25 years” in 2018.



- (viii) Out of the 3,913 convicts admitted in 2019, the main offences they committed were theft (24.9%), robbery (19.3%), burglary (10.5%), breach of condition of release (6.8%), breach of protection order (5.4%) and assault (3.3%).
- (ix) From 2018 to 2019, the increase in the number of admissions was mainly due to a rise of 26.0% in the admissions for theft from 772 to 973. It is to be noted, for the same period, that admissions for drug offences which numbered 326, remained almost the same as in 2018 (Annex 1 - Table A1.13).

- (x) The adult convicts, who were readmitted to prison, increased by 5.9% from 2,547 in 2018 to 2,696 in 2019 (Annex 1 - Table A1.10). Regardless of any observation period, out of every 100 adult convicts admitted to prison in 2019:
  - (a) 69 were re-offenders who had been imprisoned in the past;
  - (b) 52 were imprisoned more than once in the past.
- (xi) The number of convicts with short sentences of less than one month rose by 6.7% from 893 in 2018 to 953 in 2019 and similarly, those sentenced for 1-3 months increased by 8.4% from 859 to 931 (Annex 1 - Table A1.13). No convict was sentenced to life imprisonment in 2018 and in 2019.
- (xii) From 2018 to 2019, the number of fine defaulters admitted to prison decreased by 12.4% from 651 to 570 (Annex 1 - Table A1.12). The admissions due to non-payment of fines of Rs 30,000 or less dropped by 7.7% from 601 in 2018 to 555 in 2019.
- (xiii) The main offences committed by fine defaulters were non-injurious traffic violations (19.5%), breach of condition of release (17.7%), drug offences (13.5%), theft (10.7%), and assault (7.7%).
- (xiv) There were three escapes from prison in 2019 same as in 2018.
- (xv) An average amount of Rs 746 was spent daily on each detainee in 2019 in the Island of Mauritius compared to Rs 800 in 2018.

## **7. Probation statistics**

*Offenders subjected to Community Service/Probation orders decreased by 13.5%*

- (i) In 2019, some 200 probation orders were issued (169 for male and 31 for female), representing a fall of 21.3% compared to 254 (211 for male and 43 for female) in 2018. The number of offenders, also decreased by 21.9% from 247 (228 adults and 19 juveniles) in 2018 to 193 (183 adults and 10 juveniles) in 2019.
- (ii) The number of offenders, subjected to community service orders, decreased by 13.5% from 606 in 2018 to 524 in 2019. In 2019, the majority (91.6%) of the offenders were male.

## **8. Juvenile statistics**

### **8.1 Juvenile offenders (Annex 1 - Table A1.6)**

*Number of juvenile offenders for crimes and misdemeanours decreased by 18.6%*

- (i) From 2018 to 2019, the juvenile offenders (excluding those who had contraventions) involved in crimes and misdemeanours increased by 18.9% from 635 to 755. Sexual violence and sexual exploitation rose from 69 to 93, robbery/burglary/theft from 271 to 296 and assault from 161 to 188. For the same period, falls were noted for drugs from 70 to 56. A decrease of 51.4% was noted in the number of juveniles contravened from 727 to 353. Out of the 353 juvenile offenders for contraventions in 2019, some 90.7% were road traffic contraveners.

(ii) In 2019, the juvenile delinquency rate (excluding contraventions) rose to 6.8 per 1,000 juvenile population from 5.6 in 2018. The rate for boys was 12.0 compared to 1.4 for girls in 2019.

## **8.2 Juvenile victims of offences against person (Annex 1 - Table A1.7)**

### *8.2.1 Homicide*

In 2019, four juveniles were victims of attempted intentional homicide for attempted murder and there was no victim of intentional homicide. Two juveniles (one male and one female) were victims of non-intentional homicide in 2019 same as in 2018.

### *8.2.2 Assault*

The number of victims for assault decreased by 12.7% from 931 in 2018 to 813 in 2019. Juveniles were mostly victims of simple assaults. Some 61.4% of victims for simple assaults were boys.

### *8.2.3 Sexual violence & sexual exploitation*

(i) From year 2018 to year 2019, victims of sexual violence and sexual exploitation increased by 17.1% from 475 to 556 mainly due to rises in “Causing child to be sexually abused; accessing to a brothel; and engaging in prostitution” from 150 to 200 (+33.3%) and “Sexual intercourse with minor under the age of 16” from 186 to 204 (+9.7%). There was one victim of “Sexual harassment” in 2019 compared to 4 in 2018. It is to be noted that rape fell from 14 to 11 while sodomy rose from 17 in 2018 to 28 in 2019.

(ii) The majority (92.3%) of the juvenile victims of sexual violence and sexual exploitation were female.

## **8.3 Juvenile conviction in Court (Annex 1- Table A1.9)**

*There has been a drop in juvenile conviction rate*

(i) In 2019, the number of convictions, which involved juveniles, stood at 27 against 132 in 2018. Some 37.0% of the convicts were sentenced to ‘Rehabilitation Youth Centre (RYC) and other institutions’ and ‘Correctional Youth Centre (CYC)’ while another 22.2% were fines.

(ii) The juvenile conviction rate per 1,000 juvenile population dropped from 1.4 in 2018 to 0.7 in 2019.

## **8.4 Juvenile detainees (Annex 1 - Tables A1.10 & A1.11)**

*The majority of juveniles admitted to CYC had committed theft/robbery/burglary*

From year 2018 to year 2019, the conviction rate per 100,000 juveniles decreased from 34.8 to 19.7.

### *8.4.1 Correctional Youth Centre (CYC)*

From year 2018 to year 2019, the number of juveniles admitted increased by 6.5% from 154 to 164. Some 80.0% (12) of the 15 juvenile convicts admitted to CYC in 2019 had committed theft/robbery/burglary.

### *8.4.2 Rehabilitation Youth Centre (RYC)*

The number of juveniles admitted for detention and training at RYC increased by 9.8% from 122 in 2018 to 134 in 2019. Some 79.1% of the juveniles admitted in 2019 were on remand. Out of the 28 convicts admitted, nearly all cases were of juvenile beyond control.

### *8.4.3 Probation Home/Hostel*

The number of juveniles admitted in probation institutions decreased from 9 in 2018 to 6 in 2019.

## **8.5 Other juvenile sentencing**

(i) Some 10 juveniles (down from 19 in 2018) were under probation orders in 2019 and all of them were boys.

(ii) There were 5 juveniles ordered to perform community service work in 2019 compared to none in 2018.

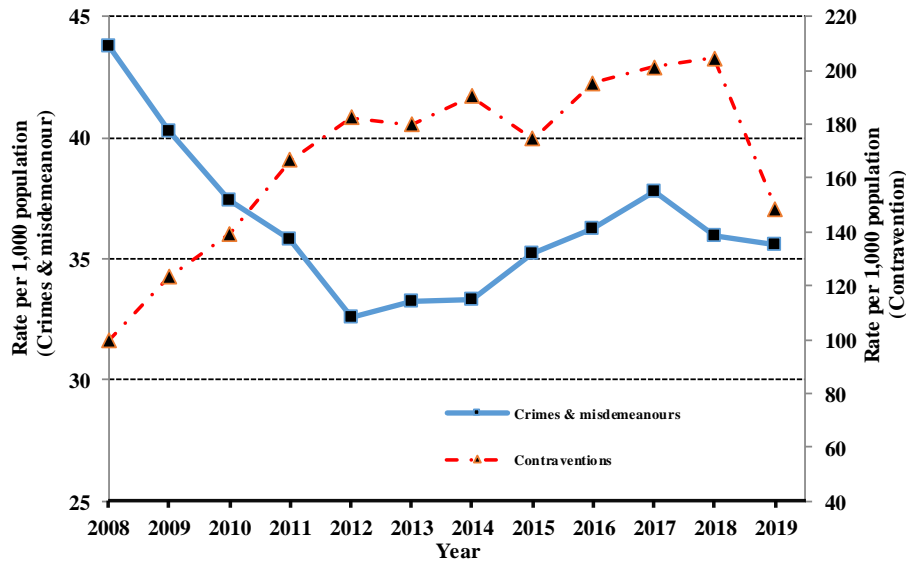
## **9. Longer time series**

### **9.1 Offence rate (crimes and misdemeanours) & contraventions**

From 2008, the general level of crime and misdemeanour (offence rate) was 43.7 per 1,000 population. It, then, declined gradually to stabilize at around 33 from 2012 to 2014, increased to 37.8 in 2017 and fell to 35.6 in 2019 (Chart 5).

On the other hand, as from 2008, contravention rate per 1,000 population was on the rise from 99.4 to reach 182.3 in 2012. Thereafter, it oscillated around that level and then, picked up followed by a rising trend from 195.3 in 2016 to reach 204.6 in 2018 and dropped to 148.5 in 2019.

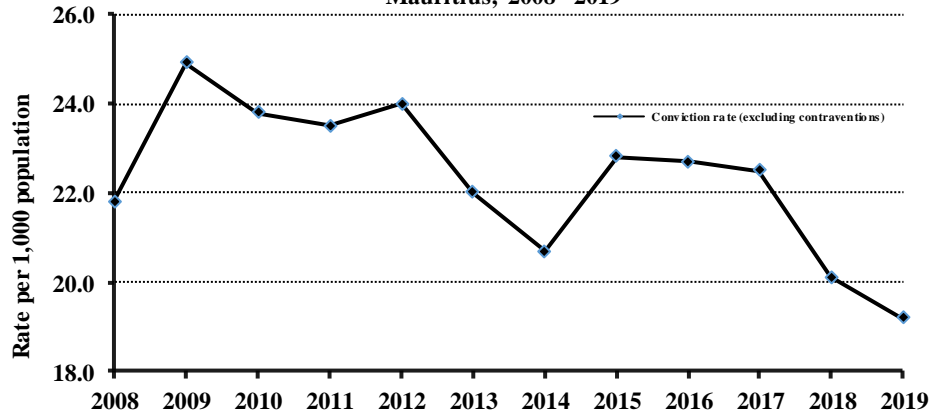
Chart 5 - Total offence rate (crimes and misdemeanours) & contravention rate - Republic of Mauritius, 2008 - 2019



## 9.2 Conviction rate (excluding contraventions)

In 2008, the conviction rate per 1,000 population stood at 21.8 (Chart 6). It increased to 24.9 in 2009 and fluctuated, with a general increasing trend to reach 20.7 in 2014. From 2015 to 2017, it stabilised around 23.0 and then, fell to 19.2 in 2019.

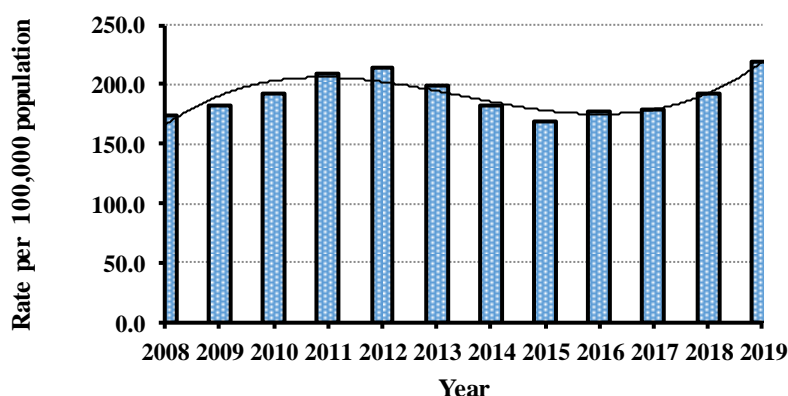
Chart 6 - Conviction rate (excluding contraventions), Republic of Mauritius, 2008 - 2019



## 9.3 Imprisonment rate

From 2008 to 2012, the imprisonment rate per 100,000 mid-year population showed an increasing trend and reached its peak at 214.2 in 2012 (Chart 7). It, then, declined gradually to 168.5 in 2015 and increased, thereafter, to reach 219.5 in 2019.

**Chart 7 - Imprisonment rate, Republic of Mauritius, 2008 - 2019**



## 10. Notes to Users

### 10.1 Release of data on Crime, Justice and Security statistics

This indicator is released on a yearly basis according to an advance release calendar posted on the website of Statistics Mauritius (<http://statsmauritius.govmu.org/English/Publications/Pages/Publication-Programme.aspx>).

More information on Crime, Justice and Security statistics can be obtained from the website of Statistics Mauritius <http://statsmauritius.govmu.org/English/StatsbySubj/Pages/CRIME,-JUSTICE-AND-SECURITY.aspx> and specific information on:

- Judiciary can be accessed at <https://supremecourt.govmu.org>  
Prisons can be accessed at <http://prisons.govmu.org/English/Pages/default.aspx>

### 10.2 Caution to users

The following points should be recalled when drawing any conclusions from the figures in this publication:

- (a) When comparing figures, it should be realised that police and judiciary figures are based on offences but prison and probation figures are based on offenders, and that an offender can be sentenced for more than one offence.
- (b) Offences can sometimes be reclassified, usually as less serious, as they proceed from police investigation through prosecution to final court sentence. This is usually due to evidence not being as robust as at first thought or more evidence coming to light following the initial report.
- (c) The trends in offences like drug offences and road traffic contraventions should be interpreted with caution since they may be subject to fluctuations as a result of sensitisation/awareness campaigns and intelligence-led operations. For example, the Road Traffic Act has been amended in August 2018.

(d) Police statistics are often better indicators of prevalence of law and willingness to report offences than actual prevalence. Therefore, surveys on the experience of victimization from the public together with the data from the reported cases can give a more comprehensive picture on the actual number of victims.

(e) Care should be taken while comparing statistics on the number of cases lodged and disposed of over time. Cases lodged in Court are more directly comparable. However, cases disposed of are not comparable, given that these cases might have been lodged during the reference year or any year before.

### **10.3 List of tables (Annex 1)**

*Table A1.1: Cases reported and offence rate per 1,000 population by type, Republic of Mauritius, 2018 & 2019*

*Table A1.2: Reported offences and rate per 100,000 population by offence, Republic of Mauritius, 2018 & 2019*

*Table A1.3: Road traffic contraventions, Republic of Mauritius, 2018 & 2019*

*Table A1.4: Persons suspected, arrested and/or cautioned by type of offence, Republic of Mauritius, 2018 & 2019*

*Table A1.5: Persons prosecuted by type of offence, Republic of Mauritius, 2018 & 2019*

*Table A1.6: Offences involving juveniles reported by type, category and sex, Republic of Mauritius, 2018 & 2019*

*Table A1.7: Victims of selected offences by socio-demographic and other characteristics, Republic of Mauritius, 2018 & 2019*

*Table A1.8: Number of civil and criminal cases, Republic of Mauritius, 2018 & 2019*

*Table A1.9: Convicted offences involving adults and juveniles by outcome of judgment and offence, Republic of Mauritius, 2018 & 2019*

*Table A1.10: Daily average and admission of detainees for adults and Juveniles, Republic of Mauritius, 2018 & 2019*

*Table A1.11: Convicts admission rate by age-group and sex, Republic of Mauritius, 2018 & 2019*

*Table A1.12: Fine defaulters admitted to prisons by amount of fine due, Republic of Mauritius, 2018 & 2019*

*Table A1.13: Admission of convicts to prisons by offence and length of sentence, Republic of Mauritius, 2018 & 2019*

## 10.4 Enquiries

For further information, contact:

- (1) Ms. D. Gangaram, Statistician (Police, Prison, Judiciary, Probation and After Care Service)**
- (2) Ms S. Nunhuck, Statistician(ODPP)**

Office address: Statistics Mauritius, L.I.C Centre, Port-Louis

Email: [dwoodhoo@govmu.org](mailto:dwoodhoo@govmu.org)

[snunhuck@govmu.org](mailto:snunhuck@govmu.org)

[sm-cjs@govmu.org](mailto:sm-cjs@govmu.org)

Tel : (230) 208-1212 ext 1595 (Police)

: (230) 213-3055 (Judiciary)

: (230) 401-6600 ext 6722 (Prison)

: (230) 465-1156 (Probation)

: (230) 405-5673 ext 116 (ODPP)

**Statistics Mauritius**

**Ministry of Finance, Economic Planning and Development**

**Port Louis**

**June 2020**



Table A1.1 - Cases reported and offence rate per 1,000 population by type, Republic of Mauritius, 2018 &amp; 2019

Cases	2018		2019	
	Number	Rate	Number	Rate
Crimes <sup>1</sup>	6,569	5.2	6,516	5.1
<i>of which drug offences</i>	1,184		1,604	
Misdemeanours <sup>1</sup>	38,888	30.7	38,488	30.4
<i>of which drug offences</i>	3,083		3,302	
Contraventions	258,858	204.6	188,010	148.5
<i>of which road traffic contraventions</i>	243,425		176,692	
<b>Total offences</b>	<b>304,315</b>		<b>233,014</b>	
<b>Total offences (excl. contraventions)</b>	<b>45,457</b>	<b>35.9</b>	<b>45,004</b>	<b>35.6</b>
<i>of which drug offences</i>	4,267	3.4	4,906	3.9
<b>Other occurrences</b>	<b>61,007</b>		<b>60,185</b>	
<i>of which suicide</i>	86		94	
<i>attempted suicide</i>	254		250	
<b>Total cases</b>	<b>365,322</b>		<b>293,199</b>	

<sup>1</sup> Crime and misdemeanour rates include drug offences

Table A1. 2 - Reported offences and rate per 100,000 population by offence<sup>1</sup>, Republic of Mauritius, 2018 & 2019

Offences	Number		Rate		% change
	2018	2019	2018	2019	
<b>Acts leading to death or intending to cause death</b>	<b>115</b>	<b>112</b>	<b>9.1</b>	<b>8.8</b>	<b>-2.6</b>
Intentional homicide	35	27	2.8	2.1	-22.9
<i>of which murder</i>	35	27			
Attempted intentional homicide	11	17			
Non intentional homicide	58	59			
Illegal feticide	11	9			
<b>Acts causing harm or intending to cause harm to the person</b>	<b>24,799</b>	<b>19,457</b>	<b>1,959.9</b>	<b>1,537.2</b>	<b>-21.5</b>
Assault	10,793	10,112	853.0	798.9	-6.3
<i>of which serious assault</i>	320	315			
<i>minor assault (simple assault)</i>	10,473	9,797			
Other assaults or threats	858	808			
Acts against liberty	38	47			
Trafficking in persons	2	2			
Coercion	33	34			
Negligence	11,020	6,640			
<i>of which making use of cellular phone whilst driving</i>	8,604	4,611			-46.4
Dangerous acts	2,051	1,813			
<i>of which driving motor vehicle with alcohol concentration above prescribed limit<sup>2</sup></i>	1,956	1,766			-9.7
<b>Injurious acts of a sexual nature</b>	<b>620</b>	<b>679</b>	<b>49.0</b>	<b>53.6</b>	<b>9.5</b>
Sexual violence	464	481	36.7	38.0	3.7
<i>of which rape</i>	48	43			
<i>sodomy</i>	38	29			
Sexual exploitation	156	198			
<b>Acts against property involving violence or threat against a person</b>	<b>1,236</b>	<b>1,048</b>	<b>97.7</b>	<b>82.8</b>	<b>-15.2</b>
Robbery	1,214	1,029			
Other acts against property involving violence or threat against a person	22	19			
<b>Acts against property only</b>	<b>14,778</b>	<b>14,691</b>	<b>1,167.9</b>	<b>1,160.7</b>	<b>-0.6</b>
Burglary	1,680	1,411			-16.0
Theft	10,777	11,221	851.7	886.5	4.1
<i>of which larceny of motor vehicles</i>	713	813			
Intellectual property offences	15	21			
Property damage	2,274	2,006			
Other acts against property only	32	32			

Table A1.2 (cont'd) - Reported offences and rate per 100,000 population by offence<sup>1</sup>, Republic of Mauritius, 2018 & 2019

Offences	Number		Rate		% change
	2018	2019	2018	2019	
<b>Acts involving controlled drugs or other psychoactive substances (<i>drug offences</i>)</b>	<b>4,267</b>	<b>4,906</b>	<b>337.2</b>	<b>387.6</b>	<b>15.0</b>
<b>Acts involving fraud, deception or corruption</b>	<b>1,714</b>	<b>1,588</b>	<b>135.5</b>	<b>125.5</b>	<b>-7.4</b>
Fraud	543	554			
Forgery/counterfeiting	321	241			
Corruption	711	645			
<i>of which bribery by public official</i>	2	0			
<i>bribery of public official</i>	3	2			
Acts involving the proceeds of crime	96	94			
Other acts involving fraud, deception or corruption	43	54			
<b>Acts against public order, authority and provisions of the State</b>	<b>9,121</b>	<b>7,460</b>	<b>720.9</b>	<b>589.4</b>	<b>-18.2</b>
<i>of which acts against public order behavioural standards</i>	4,931	2,946			
<i>acts against the justice system</i>	3,715	4,182			
<b>Acts against public safety and state security</b>	<b>231,315</b>	<b>169,118</b>	<b>18,281.4</b>	<b>13,361.5</b>	<b>-26.9</b>
of which non-injurious traffic violations	230,903	168,720			
<i>of which speeding</i>	87,408	81,691			<b>-6.5</b>
<i>failing to wear seat belt whilst driving</i>	9,841	4,392			<b>-55.4</b>
<i>Driving without licence</i>	1,000	858			<b>-14.2</b>
<i>protective helmet improperly secured</i>	1,634	825			<b>-49.5</b>
<b>Acts against the natural environment</b>	<b>50</b>	<b>50</b>	<b>4.0</b>	<b>4.0</b>	<b>0.0</b>
<b>Other criminal acts not elsewhere classified</b>	<b>16,300</b>	<b>13,905</b>			<b>-14.7</b>
<b>Total</b>	<b>304,315</b>	<b>233,014</b>			<b>-23.4</b>
<i>of which road traffic offences</i>	243,425	176,692	19,238.5	13,959.9	<b>-27.4</b>

<sup>1</sup> Based on International Classification of Crime for Statistical Purpose (ICCS) Version 1.0 (UNODC)

<sup>2</sup> Formerly 'Driving under the influence of liquor'

**Table A1.3 - Road traffic contraventions, Republic of Mauritius, 2018 & 2019**

Offences	Number		% change
	2018	2019	
Exceeding speed limit	87,408	81,691	-6.5
Driving motor vehicle with alcohol concentration above prescribed limit <sup>1</sup>	1,956	1,766	-9.7
Driving without due care and attention	1,635	1,406	-14.0
Dangerous driving	245	149	-39.2
Bicycle contraventions	41	58	41.5
Failing to comply with traffic sign	4,252	2,550	-40.0
Failing to stop when signaled by a police officer	1,894	1,304	-31.2
Overtaking on uninterrupted white line	1,803	920	-49.0
Failing to wear seat belt whilst driving	9,841	4,392	-55.4
Protective helmet improperly secured	1,634	825	-49.5
Making use of cellular phone whilst driving	8,604	4,611	-46.4
Breach of conditions attached to provisional licence	7,627	3,834	-49.7
Breach of condition attached to carriers licence	769	594	-22.8
Driving without licence	1,000	858	-14.2
Failing to produce driving licence on demand	26,141	14,531	-44.4
Failing to produce driving licence/Certificate of insurance within delay	690	670	-2.9
Motor vehicle licence not affixed	12,376	7,157	-42.2
Inoperative insurance policy	400	316	-21.0
Worn out tyre	3,002	1,066	-64.5
Allowing oil to drop	188	86	-54.3
Parking on double yellow line	3,084	1,796	-41.8
Parking on prohibited area	1,849	1,233	-33.3
Parking on footpath/pavement	1,841	835	-54.6
Fittings out of order	2,849	1,526	-46.4
No tail light	720	179	-75.1
Inefficient silencer	2,574	1,334	-48.2
Other	59,002	41,005	-30.5
<b>Total</b>	<b>243,425</b>	<b>176,692</b>	<b>-27.4</b>

<sup>1</sup> Formerly 'Driving under the influence of liquor'

**Table A1.4 - Persons suspected, arrested and/or cautioned by type of offences, Republic of Mauritius, 2018 & 2019**

Offences <sup>1</sup>	2018			2019			% change
	Adults	Juveniles	Total	Adults	Juveniles	Total	Total
Crimes	4,250	229	4,479	3,575	152	3,727	-16.8
<i>of which drug offences</i>	1,084	22	1,106	1,121	25	1,146	3.6
Misdemeanours	14,386	291	14,677	11,969	245	12,214	-16.8
<i>of which drug offences</i>	2,124	44	2,168	2,204	32	2,236	3.1
<b>Total</b>	<b>18,636</b>	<b>520</b>	<b>19,156</b>	<b>15,544</b>	<b>397</b>	<b>15,941</b>	<b>-16.8</b>
<i>of which</i>							
<i>Homicide</i> <sup>2</sup>	119	5	124	79	2	81	-34.7
<i>Assault</i>	4,190	108	4,298	3,782	68	3,850	-10.4
<i>Negligence</i>	267	1	268	99	2	101	-62.3
<i>Sexual violence and sexual exploitation</i>	349	71	420	314	48	362	-13.8
<i>Robbery/burglary/theft</i>	4,475	228	4,703	3,863	165	4,028	-14.4
<i>Property damage</i>	614	5	619	343	5	348	-43.8
<i>Drug offences</i>	3,208	66	3,274	3,325	57	3,382	3.3
<i>Fraud/forgery/counterfeiting/corruption</i>	698	2	700	464	1	465	-33.6

<sup>1</sup> Exclude contraventions

<sup>2</sup> Exclude 'Abortion' and 'Arson causing death' *0 for Nil*

**Table A1.5 - Persons prosecuted by type of offences, Republic of Mauritius, 2018 & 2019**

Offences <sup>1</sup>	2018			2019			% change
	Adults	Juveniles	Total	Adults	Juveniles	Total	Total
Crimes	2,450	82	2,532	3,689	99	3,788	49.6
<i>of which drug offences</i>	215	1	216	557	3	560	159.3
Misdemeanours	9,179	112	9,291	10,939	114	11,053	19.0
<i>of which drug offences</i>	677	2	679	1,098	9	1,107	63.0
<b>Total</b>	<b>11,629</b>	<b>194</b>	<b>11,823</b>	<b>14,628</b>	<b>213</b>	<b>14,841</b>	<b>25.5</b>
<i>of which</i>							
<i>Homicide</i> <sup>2</sup>	41	3	44	101	0	101	129.5
<i>Assault</i>	2,578	15	2,593	2,545	16	2,561	-1.2
<i>Negligence</i>	256	0	256	256	0	256	0.0
<i>Sexual violence and sexual exploitation</i>	84	5	89	304	15	319	258.4
<i>Robbery/burglary/theft</i>	3,555	148	3,703	4,361	160	4,521	22.1
<i>Property damage</i>	328	4	332	337	1	338	1.8
<i>Drug offences</i>	892	3	895	1,655	12	1,667	86.3
<i>Fraud/forgery/counterfeiting/corruption</i>	298	0	298	380	0	380	27.5

<sup>1</sup> Exclude contraventions

<sup>2</sup> Exclude 'Abortion' and 'Arson causing death' *0 for Nil*

Table A1. 6 - Offences involving juveniles reported by type, category and sex, Republic of Mauritius, 2018 & 2019

	2018			2019			% change
	Male	Female	Total	Male	Female	Total	Total
<b>Juvenile offences</b>	<i>Napp</i>	<i>Napp</i>	1,277	<i>Napp</i>	<i>Napp</i>	1,012	<b>-20.8</b>
<b><i>Crimes and misdemeanours</i></b>	<i>Napp</i>	<i>Napp</i>	550	<i>Napp</i>	<i>Napp</i>	655	<b>19.1</b>
Crimes <sup>1</sup>	<i>Napp</i>	<i>Napp</i>	215	<i>Napp</i>	<i>Napp</i>	234	8.8
<i>of which drug offences</i>	<i>Napp</i>	<i>Napp</i>	16	<i>Napp</i>	<i>Napp</i>	24	
Misdemeanours <sup>1</sup>	<i>Napp</i>	<i>Napp</i>	335	<i>Napp</i>	<i>Napp</i>	421	25.7
<i>of which drug offences</i>	<i>Napp</i>	<i>Napp</i>	64	<i>Napp</i>	<i>Napp</i>	28	
<b><i>Contraventions</i></b> <sup>2</sup>	<i>Napp</i>	<i>Napp</i>	727	<i>Napp</i>	<i>Napp</i>	357	<b>-50.9</b>
<i>of which road traffic</i>	<i>Napp</i>	<i>Napp</i>	680	<i>Napp</i>	<i>Napp</i>	325	
<b>Juvenile offenders</b>	<b>1,292</b>	<b>70</b>	<b>1,362</b>	<b>1,026</b>	<b>82</b>	<b>1,108</b>	<b>-18.6</b>
<i>of which</i>							
Homicide <sup>4</sup>	3	0	3	0	0	0	
Assault	129	32	161	142	46	188	
Negligence	7	0	7	4	1	5	
Sexual violence and sexual exploitation	69	0	69	90	3	93	
Robbery/burglary/theft	257	14	271	281	15	296	
Property damage	6	0	6	15	2	17	
Drug offences	67	3	70	54	2	56	
Fraud/forgery/counterfeiting/corruption	1	0	1	2	1	3	
<b><i>Crimes and misdemeanours</i></b>	<b>575</b>	<b>60</b>	<b>635</b>	<b>678</b>	<b>77</b>	<b>755</b>	<b>18.9</b>
Crimes <sup>1</sup>	245	7	252	267	11	278	10.3
<i>of which drug offences</i>	20	1	21	24	2	26	
Misdemeanours <sup>1</sup>	330	53	383	411	66	477	24.5
<i>of which drug offences</i>	67	3	70	30	0	30	
<b><i>Contraventions</i></b> <sup>2</sup>	<b>717</b>	<b>10</b>	<b>727</b>	<b>348</b>	<b>5</b>	<b>353</b>	<b>-51.4</b>
<i>of which road traffic</i>	674	6	680	319	1	320	
<b>Juvenile delinquency rate</b> <sup>3</sup>	<b>9.9</b>	<b>1.1</b>	<b>5.6</b>	<b>12.0</b>	<b>1.4</b>	<b>6.8</b>	

<sup>1</sup> Crimes and misdemeanours include drug offences

<sup>2</sup> Excludes contraventions established by camera

<sup>3</sup> Rate per 1,000 mid year juvenile population (excluding contraventions)

<sup>4</sup> Exclude 'Abortion' and 'Arson causing death'

*Napp* for not applicable

0 for Nil

Table A1.7 - Victims of selected offences<sup>1</sup> by socio-demographic and other characteristics, Republic of Mauritius, 2018 & 2019

Characteristics of victim	2018					2019					Number
	Homicides			Assaults	Sexual violence and sexual exploitation	Homicides			Assaults	Sexual violence and sexual exploitation	
	Intentional homicides <sup>2</sup>	Attempted Intentional homicides	Non-int. <sup>3</sup>			Intentional homicides <sup>2</sup>	Attempted Intentional homicides	Non-int. <sup>3</sup>			
<b>Total</b>											
<b>Both sexes</b>	37	13	59	10,841	617	27	19	59	10,180	685	
Male	23	9	45	6,053	44	21	12	49	5,475	51	
Female	14	4	14	4,788	573	6	7	10	4,705	634	
<b>Adult</b>											
<b>Both sexes</b>	36	13	57	9,910	142	27	15	57	9,367	129	
Male	22	9	44	5,474	8	21	11	48	4,973	8	
Female	14	4	13	4,436	134	6	4	9	4,394	121	
<b>Juvenile</b>											
<b>Both sexes</b>	1	0	2	931	475	0	4	2	813	556	
Male	1	0	1	579	36	0	1	1	502	43	
Female	0	0	1	352	439	0	3	1	311	513	
<b>Activity Status</b>											
Employed	19	7	31	6,229	75	12	9	35	5,794	74	
Student	1	0	0	862	371	0	3	3	760	416	
Other	17	6	28	3,750	171	15	7	21	3,626	195	
<b>Relationship to offender</b>											
Related	14	3	2	5,029	141	12	8	2	4,989	133	
Not related	23	10	57	5,812	476	15	11	57	5,191	552	
<b>Location of incident</b>											
Private-household	16	3	2	5,484	386	16	6	0	5,392	414	
Educational-institution	0	0	0	181	21	0	0	0	160	6	
Public places <sup>4</sup>	9	5	55	3,516	72	6	8	56	3,297	76	
Other places <sup>5</sup>	12	5	2	1,660	138	5	5	3	1,331	189	

<sup>1</sup> A person may be victim of one or more offence and/or an offence may involve one or more victim

<sup>2</sup> Excluding abortion

<sup>3</sup> Non-intentional homicides

<sup>4</sup> Comprising commercial area, hotel, bungalow, public road and public beach

<sup>5</sup> Comprising workplace, hospital, airport, concert, etc.

0 for Nil

**Table A1.8 - Number of civil and criminal cases, Republic of Mauritius, 2018 & 2019**

	2018				2019			
	Cases pending as at 1st January	Cases lodged	Cases disposed of	Cases outstanding as at 31st December	Cases pending as at 1st January	Cases lodged	Cases disposed of	Cases outstanding as at 31st December
<b>Civil cases<sup>1</sup></b>	<b>15,654</b>	<b>18,262</b>	<b>20,164</b>	<b>13,752</b>	<b>14,348</b>	<b>18,149</b>	<b>17,335</b>	<b>15,162</b>
<i>of which</i>								
<i>divorce</i>	2,122	2,783	2,827	2,078	2,302	2,756	2,552	2,506
<i>cases under the Protection from Domestic Violence Act</i>	174	2,008	1,932	250	245	2,017	1,904	358
<b>Criminal cases</b>	<b>25,871</b>	<b>101,208</b>	<b>99,334</b>	<b>27,745</b>	<b>29,417</b>	<b>80,993</b>	<b>84,363</b>	<b>26,047</b>
<b>Total</b>	<b>41,525</b>	<b>119,470</b>	<b>119,498</b>	<b>41,497</b>	<b>43,765</b>	<b>99,142</b>	<b>101,698</b>	<b>41,209</b>

<sup>1</sup> Number of civil cases pending at the beginning of year 2019 have been revised in light of physical count carried out at the end of the year 2018



**Table A1.9 - Convicted offences involving adults and juveniles by outcome of judgment and offence<sup>1</sup>, Republic of Mauritius, 2018 & 2019**

Offences	2018			2019			% Change
	Adult	Juvenile	Total	Adult	Juvenile	Total	Total
<b>Total convicted offences</b>	<b>89,804</b>	<b>132</b>	<b>89,936</b>	<b>73,719</b>	<b>27</b>	<b>73,746</b>	<b>-18.0</b>
<b>By outcome of judgement</b>							
Imprisonment	4,132	<i>Napp</i>	4,132	4,392	<i>Napp</i>	4,392	6.3
Detention at RYC <sup>2</sup> & other institutions <sup>3</sup>	<i>Napp</i>	4	4	<i>Napp</i>	2	2	-50.0
Detention at CYC <sup>4</sup>	<i>Napp</i>	49	49	<i>Napp</i>	8	8	-83.7
Fine <sup>5</sup>	82,763	28	82,791	66,881	6	66,887	-19.2
Other <sup>6</sup>	2,909	51	2,960	2,446	11	2,457	-17.0
<b>By offence</b>							
<b>Acts leading to death or intending to cause death</b>	<b>73</b>	<b>0</b>	<b>73</b>	<b>54</b>	<b>0</b>	<b>54</b>	<b>-26.0</b>
Intentional homicide	14	0	14	9	0	9	-35.7
Attempted intentional homicide	0	0	0	1	0	1	
Non-intentional homicide	57	0	57	44	0	44	-22.8
Illegal feticide	2	0	2	0	0	0	
<b>Acts causing harm or intending to cause harm to the person</b>	<b>9,243</b>	<b>2</b>	<b>9,245</b>	<b>6,710</b>	<b>2</b>	<b>6,712</b>	<b>-27.4</b>
Assault	2,096	2	2,098	1,507	2	1,509	-28.1
<i>Serious assault</i>	244	0	244	215	0	215	
<i>Minor assault</i>	1,852	2	1,854	1,292	2	1,294	
Other assaults or threats	143	0	143	120	0	120	-16.1
Acts against liberty	6	0	6	8	0	8	
Trafficking in persons	0	0	0	9	0	9	
Coercion	1	0	1	1	0	1	
Negligence	4,649	0	4,649	3,061	0	3,061	-34.2
<i>of which driving without due care and dangerous driving</i>	1,081	0	1,081	987	0	987	-8.7
<i>making use of cellular phone whilst driving</i>	3,233	0	3,233	1,723	0	1,723	-46.7
Dangerous acts	2,348	0	2,348	2,004	0	2,004	-14.7
<i>of which driving motor vehicle with alcohol concentration above prescribed limit<sup>7</sup></i>	1,066	0	1,066	952	0	952	-10.7
<b>Injurious acts of a sexual nature</b>	<b>161</b>	<b>0</b>	<b>161</b>	<b>186</b>	<b>0</b>	<b>186</b>	<b>15.5</b>
Sexual violence	117	0	117	119	0	119	1.7
<i>of which rape</i>	6	0	6	3	0	3	
<i>sodomy</i>	9	0	9	11	0	11	
<i>Sexual intercourse with minor under 16; with handicapped person; with specified person</i>	59	0	59	54	0	54	
Sexual exploitation	44	0	44	67	0	67	52.3
<b>Acts against property involving violence or threat against a person</b>	<b>1,326</b>	<b>58</b>	<b>1,384</b>	<b>1,196</b>	<b>8</b>	<b>1,204</b>	<b>-13.0</b>
<i>Robbery</i>	1,326	58	1,384	1,196	8	1,204	-13.0

**Table A1.9 (cont'd) - Convicted offences involving adults and juveniles by outcome of judgment and offence<sup>1</sup>, Republic of Mauritius, 2018 & 2019**

Offences	2018			2019			% Change
	Adult	Juvenile	Total	Adult	Juvenile	Total	Total
<b>Acts against property only</b>	<b>3,186</b>	<b>43</b>	<b>3,229</b>	<b>3,220</b>	<b>12</b>	<b>3,232</b>	<b>0.1</b>
Burglary	663	22	685	704	4	708	3.4
Theft	2,115	20	2,135	2,188	8	2,196	2.9
Intellectual property offences	23	0	23	42	0	42	82.6
Property damage	385	1	386	286	0	286	-25.9
<b>Acts involving controlled drugs or other psychoactive substances (drug offences)</b>	<b>1,832</b>	<b>1</b>	<b>1,833</b>	<b>2,231</b>	<b>0</b>	<b>2,231</b>	<b>21.7</b>
<b>Acts involving fraud, deception or corruption</b>	<b>1,480</b>	<b>1</b>	<b>1,481</b>	<b>1,062</b>	<b>2</b>	<b>1,064</b>	<b>-28.2</b>
Fraud	299	0	299	151	0	151	-49.5
Forgery/counterfeiting	240	0	240	214	0	214	-10.8
Corruption	139	0	139	141	0	141	1.4
<i>of which bribery by public official</i>	0	0	0	10	0	10	
<i>bribery of public official</i>	4	0	4	1	0	1	
Acts involving the proceeds of crime	703	1	704	494	2	496	
Other acts involving fraud, deception or corruption	99	0	99	62	0	62	
<b>Acts against public order, authority and provisions of the State</b>	<b>5,626</b>	<b>15</b>	<b>5,641</b>	<b>6,102</b>	<b>1</b>	<b>6,103</b>	<b>8.2</b>
Acts against public order behavioural standards	698	5	703	616	0	616	
Acts against public order sexual standards	38	0	38	23	0	23	
Acts contrary to public revenue or regulatory provisions	717	0	717	603	0	603	
<i>of which revenue offences</i>	708	0	708	599	0	599	
Acts against the justice system	3,884	10	3,894	4,655	1	4,656	
Acts related to democratic elections	32	0	32	0	0	0	
Acts contrary to labour law	257	0	257	205	0	205	
<b>Acts against public safety and state security</b>	<b>60,878</b>	<b>6</b>	<b>60,884</b>	<b>47,676</b>	<b>0</b>	<b>47,676</b>	<b>-21.7</b>
Acts involving weapons, explosives and other destructive materials	152	0	152	138	0	138	
Acts against computer systems	347	0	347	317	0	317	
Non-injurious traffic violations <sup>5</sup>	60,379	6	60,385	47,221	0	47,221	-21.8
<i>of which speeding</i>	4,352	0	4,352	5,926	0	5,926	
<i>failing to wear seat belt whilst driving</i>	3,814	0	3,814	2,293	0	2,293	
<i>driving without licence</i>	1,738	2	1,740	1,397	0	1,397	
<i>protective helmet improperly secured</i>	1,303	1	1,304	1,059	0	1,059	
<b>Acts against the natural environment</b>	<b>1,097</b>	<b>0</b>	<b>1,097</b>	<b>1,106</b>	<b>0</b>	<b>1,106</b>	<b>0.8</b>
<b>Other criminal acts not elsewhere classified</b>	<b>4,902</b>	<b>6</b>	<b>4,908</b>	<b>4,176</b>	<b>2</b>	<b>4,178</b>	<b>-14.9</b>
<b>Conviction rate<sup>8</sup></b>	<b>22.3</b>	<b>1.4</b>	<b>20.1</b>	<b>21.3</b>	<b>0.7</b>	<b>19.2</b>	<b>-4.5</b>

<sup>1</sup> Based on international classification of crime for Statistical purpose (ICCS) Version 1.0 (UNODC)

<sup>2</sup> Rehabilitation Youth Centre

<sup>3</sup> Other institutions comprise Probation Home/Hostel/SOS Village/Terre de Paix, etc.

<sup>4</sup> Correctional Youth Centre

<sup>5</sup> Exclude figures under fixed penalty notice

<sup>6</sup> Other comprise Probation Order, Community Service Order and conditional and absolute discharges

<sup>7</sup> Formerly 'Driving under the influence of liquor'

<sup>8</sup> Excluding contraventions

*Napp: Not Applicable*

*0 for Nil*

**Table A1.10 - Daily average and admission of detainees for adults and juveniles, Republic of Mauritius, 2018 & 2019**

	2018			2019			% change
	Male	Female	Total	Male	Female	Total	Total
<b>Adult and Juvenile</b>							
<i>Daily average</i>							
Convicts	1,341	41	1,382	1,385	33	1,418	2.6
Remand and trials	994	71	1,065	1,258	102	1,360	27.7
<b>Total</b>	<b>2,335</b>	<b>112</b>	<b>2,447</b>	<b>2,643</b>	<b>135</b>	<b>2,778</b>	13.5
<b>Adult</b>							
<i>Daily average</i>							
Convicts	1,337	40	1,377	1,383	33	1,416	2.8
Remand and trials	968	70	1,038	1,233	102	1,335	28.6
<b>Total</b>	<b>2,305</b>	<b>110</b>	<b>2,415</b>	<b>2,616</b>	<b>135</b>	<b>2,751</b>	13.9
<i>Admission</i>							
By number of previous imprisonment							
None	998	82	1,080	1,135	67	1,202	11.3
One	540	17	557	637	18	655	17.6
Two or more	1,950	40	1,990	1,991	50	2,041	2.6
<b>Total</b>	<b>3,488</b>	<b>139</b>	<b>3,627</b>	<b>3,763</b>	<b>135</b>	<b>3,898</b>	7.5
<b>Juvenile</b>							
<i>Daily average</i>							
Convicts	4	1	5	2	0	2	-60.0
Remand and trials	26	1	27	25	0	25	-7.4
<b>Total</b>	<b>30</b>	<b>2</b>	<b>32</b>	<b>27</b>	<b>0</b>	<b>27</b>	-15.6
<i>Admission</i>							
<i>Correctional Youth Centre</i>							
Convicts	26	1	27	15	0	15	-44.4
<i>Sexual offences</i>	0	0	0	0	0	0	
<i>Theft/Burglary/Robbery</i>	24	1	25	12	0	12	
<i>Other offences</i>	2	0	2	3	0	3	
Remand	121	6	127	141	8	149	17.3
<b>Total</b>	<b>147</b>	<b>7</b>	<b>154</b>	<b>156</b>	<b>8</b>	<b>164</b>	6.5
<i>Rehabilitational Youth Centre</i>							
Convicts	10	16	26	19	9	28	7.7
<i>Theft/Burglary/Robbery</i>	0	0	0	1	0	1	
<i>Child beyond control</i>	10	16	26	18	9	27	
<i>Other cases</i>	0	0	0	0	0	0	
Remand	50	46	96	59	47	106	10.4
<b>Total</b>	<b>60</b>	<b>62</b>	<b>122</b>	<b>78</b>	<b>56</b>	<b>134</b>	9.8
<b>Imprisonment rate<sup>1</sup></b>	<b>373.0</b>	<b>17.5</b>	<b>193.4</b>	<b>424.6</b>	<b>23.5</b>	<b>219.5</b>	
<b>Average prison occupancy level<sup>2</sup></b>	<b>75.9</b>	<b>56.9</b>	<b>74.7</b>	<b>84.4</b>	<b>68.8</b>	<b>83.4</b>	

<sup>1</sup> Daily average number of detainees per 100,000 population

<sup>2</sup> Prison population as a percentage of the prison capacity

0 for Nil

**Table A1.11 - Convicts admission rate<sup>1</sup> by age-group and sex, Republic of Mauritius, 2018 & 2019**

Age-group (years)	2018						2019					
	Male		Female		Total		Male		Female		Total	
	No.	Rate	No.	Rate	No.	Rate	No.	Rate	No.	Rate	No.	Rate
<b>14-17</b>	26	65.9	1	2.6	27	34.8	15	38.8	0	0.0	15	19.7
<b>18 - 21</b>	376	950.5	9	23.5	385	494.7	376	945.2	13	34.0	389	498.9
<b>22 - 25</b>	661	1,679.8	20	51.2	681	868.2	701	1,803.2	14	36.4	715	925.1
<b>26 - 30</b>	726	1,527.3	33	71.7	759	811.2	890	1,828.8	43	90.8	933	971.4
<b>31 - 35</b>	564	1,325.4	27	64.7	591	701.5	588	1,395.5	22	53.4	610	732.0
<b>36 - 50</b>	963	701.7	44	32.8	1,007	371.3	992	727.9	36	27.1	1,028	382.1
<b>Over 50</b>	198	113.5	6	3.0	204	54.5	216	120.8	7	3.4	223	58.2
<b>Total</b>	<b>3,514</b>	<b>675.6</b>	<b>140</b>	<b>26.1</b>	<b>3,654</b>	<b>345.7</b>	<b>3,778</b>	<b>722.2</b>	<b>135</b>	<b>25.0</b>	<b>3,913</b>	<b>368.1</b>

<sup>1</sup>Rate per 100,000 population

0 for Nil

**Table A1.12 - Fine defaulters admitted to prisons by amount of fine due, Republic of Mauritius, 2018 & 2019**

Amount of fine (Rs)	2018	2019	% change
< 1,001	139	136	-2.2
1,001 - 5,000	374	342	-8.6
5,001 -10,000	50	47	-6.0
10,001 - 20,000	23	22	-4.3
20,001 - 25,000	7	5	-28.6
25,001 - 30,000	8	3	-62.5
30,001 - 60,000	22	6	-72.7
60,001 & over	28	9	-67.9
<b>Total</b>	<b>651</b>	<b>570</b>	<b>-12.4</b>

Table A1.13 - Admission of convicts to prisons by offence<sup>1</sup> and length of sentence, Republic of Mauritius, 2018 & 2019

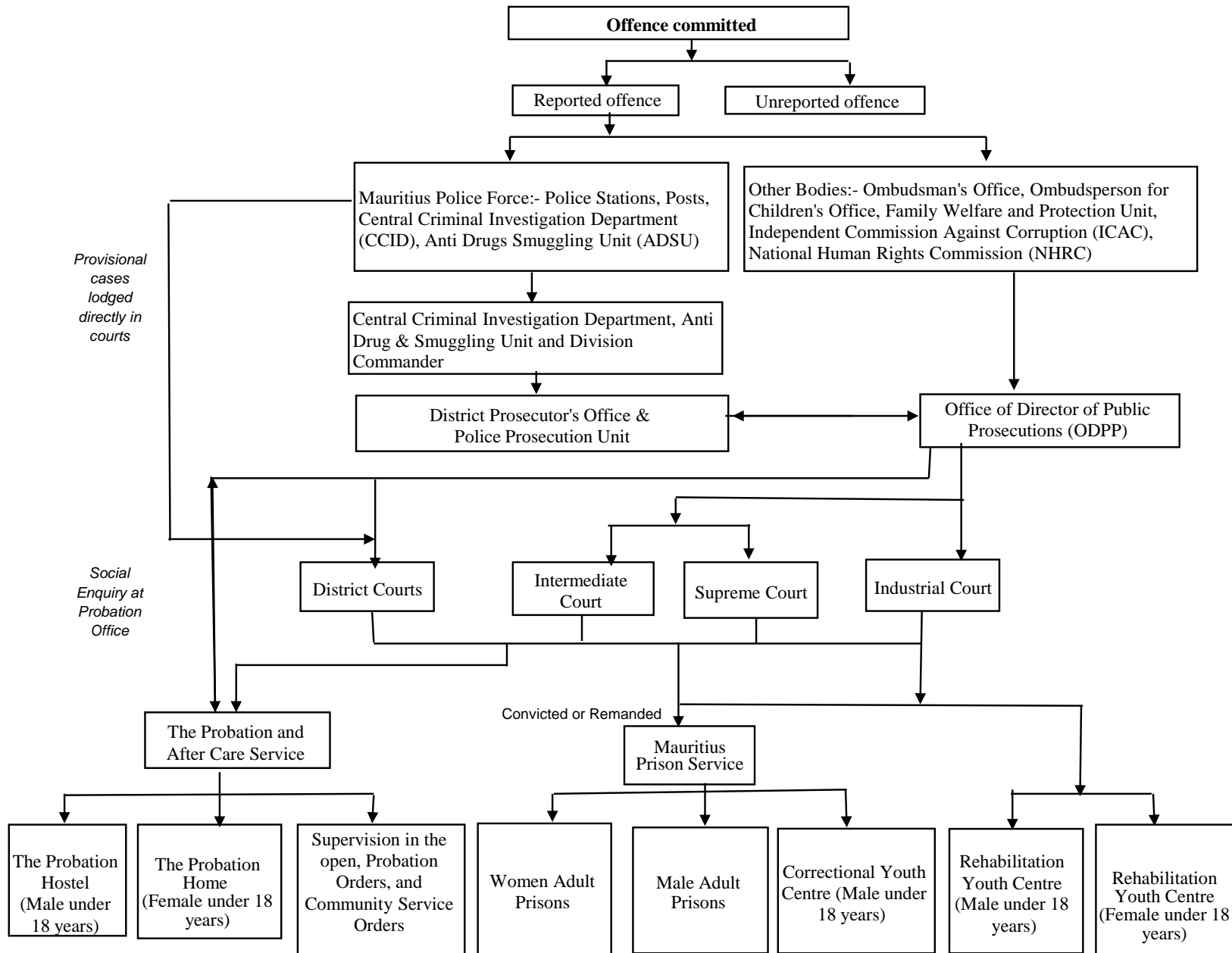
	2018	2019	% change
<b>By offence<sup>1</sup></b>			
<b>Acts leading to death or intending to cause death</b>	<b>26</b>	<b>28</b>	<b>7.7</b>
Intentional homicide	11	10	
Attempted intentional homicide	0	0	
Non intentional homicide	15	18	
<b>Acts causing harm or intending to cause harm to the person</b>	<b>175</b>	<b>200</b>	<b>14.3</b>
<i>of which assault</i>	124	128	
<i>serious assault</i>	111	113	
<i>minor assault (simple assault)</i>	13	15	
<b>Injurious acts of a sexual nature</b>	<b>43</b>	<b>42</b>	<b>-2.3</b>
Sexual violence	33	32	
<i>of which rape</i>	3	2	
Sexual exploitation	10	10	
<b>Acts against property involving violence or threat against a person</b>	<b>736</b>	<b>760</b>	<b>3.3</b>
<i>of which robbery</i>	731	757	
<b>Acts against property only</b>	<b>1,172</b>	<b>1,414</b>	<b>20.6</b>
<i>of which burglary</i>	378	412	
<i>theft</i>	772	973	
<i>property damage</i>	20	29	
<b>Acts involving controlled drugs or other psychoactive substances (drug offences)</b>	<b>327</b>	<b>326</b>	<b>-0.3</b>
<b>Acts involving fraud, deception or corruption</b>	<b>181</b>	<b>174</b>	<b>-3.9</b>
<i>of which fraud</i>	37	26	
<i>forgery/counterfeiting</i>	22	13	
<i>corruption</i>	13	26	
<b>Acts against public order, authority and provisions of the State</b>	<b>674</b>	<b>694</b>	<b>3.0</b>
<i>of which rogue and vagabond</i>	73	58	
<i>aiding and abetting in the commission of a crime</i>	51	47	
<i>breach of condition of release</i>	268	265	
<i>breach of protection order</i>	152	210	
<b>Acts against public safety and state security</b>	<b>276</b>	<b>246</b>	<b>-10.9</b>
<i>of which possession of offensive weapon</i>	34	27	
<b>Other criminal acts not elsewhere classified<sup>2</sup></b>	<b>44</b>	<b>29</b>	<b>-34.1</b>
<b>Total</b>	<b>3,654</b>	<b>3,913</b>	<b>7.1</b>
<b>By length of sentence</b>			
< 1 month	893	953	
1 - 3 months	859	931	
4 - 6 months	457	555	
7 - 18 months	411	554	
7 - 12 months	319	447	
13 - 18 months	92	107	
19 months to less than 2 years	4	11	
Two years and over	379	339	
Life sentence	0	0	
Undefined (fine defaulters)	651	570	
<b>Total</b>	<b>3,654</b>	<b>3,913</b>	<b>7.1</b>

<sup>1</sup> Based on International Classification of Crime for Statistical Purpose (ICCS) Version 1.0 (UNODC)

<sup>2</sup> Data were not available at detailed level in 2016

0 for Nil

# National Criminal Chart, Republic of Mauritius



*Provisional cases lodged directly in courts*

*Social Enquiry at Probation Office*

## GLOSSARY

1. **Absolute discharge** is complete and unconditional release.
2. **Acts against liberty** is taking away or limiting the movement or liberty of a person.
3. **Admission rate** is defined as the number of people admitted to prison in a given year per 100,000 mid-year population.
4. **Assault** is defined as intentional or reckless application of physical force inflicted upon the body of a person.
5. **Acquitted** means dismissed.
6. **Burglary** is defined as unlawful entry into someone else's premises with the intention to commit a theft.
7. **Cases** to the police are:
  - either offences punishable by law such as **crimes** (which are punishable by penal servitude and/or a fine exceeding Rs 5,000), **misdemeanours** (which are punishable by imprisonment for a term exceeding 10 days and/or a fine exceeding Rs 5,000) and **contraventions** (which are punishable by imprisonment for a term not exceeding 10 days and/or a fine not exceeding Rs 10,000),
  - or relate to other occurrences such as accidental deaths, accidental fires, suicides or attempted suicides and street accidents.
8. **Coercion** is demanding a particular course of action through the use of force, threat intimidation, threat to reveal compromising information, or threat of defamation.
9. **Community Service Order** is a sentence requiring an offender to perform unpaid community work in lieu of imprisonment or non-payment of fines.
10. **Conditional discharge** is a sentence whereby an offender is released under certain conditions, e.g. to be of good behaviour for a specified period of time.
11. **Contraventions (least serious offences)** are defined as offences that are punishable by:
  - (a) imprisonment for a term not exceeding 10 days;
  - (b) fine not exceeding 5,000 rupees.
12. **Cost of detainee** is based on the recurrent expenditure of the prisons, the social aid granted to the detainees' ward(s) and the value of labour contribution of detainees to the prisons' workshops.
13. **Crimes (most serious offences)** are defined as offences that are punishable by:
  - (a) penal servitude;

(b) fine exceeding 5,000 rupees.

14. **Criminal case** is a case dealing with an offender indicted for an offence.

15. **Cumulative Road Traffic Offences (CRTO)**

The Road Traffic Act was amended to replace the Penalty Point Management System (PPMS) by the Cumulative Road Traffic Offences (CRTO) system which became operational as from 27 July 2015. The main objectives of the CRTO system are to do away with the penalty points system; and implement a new sanctioning mechanism and a graduated scale of fines for exceeding speed limits.

Under the new system if a person is convicted on a sixth occasion for one or more CRTO committed within a period of 24 months, he/she will be disqualified by Court for a period of 6 to 12 months i.e. that person will not be authorised to drive during that disqualification period; and he/she will then have to follow a Rehabilitation Course before the restoration of his/her driving licence. Furthermore, if that same person is disqualified by Court for a second time, his/her driving licence will be cancelled.

As per the Road Traffic (Amendment) Act 2018 (Act No. 12 of 2018), with effect from 01 October 2018, a new graduated scale of fines for exceeding speed limits was introduced as follows: a fine of Rs 2,500 for exceeding the speed limit by not more than 15 km per hour, a fine of Rs 5,000 for exceeding the speed limit by more than 15 but not more than 25 km per hour and a fine of Rs 10,000 for driving at a speed exceeding the authorised speed limit by more than 25 km per hour.

Also, where a person is convicted on a fifth occasion of one or more CRTO within a period of 24 months, he/she shall be disqualified only where those offences have been committed on or after 1 October 2018.

16. **Dangerous acts** are bodily harm or potential for bodily harm caused by a person's dangerous behaviour or act carried out with the knowledge that the act has potential to cause harm.

17. **Detainee** is referred to as any person confined to prison and is classified as follows:

(a) **Convict:** person sentenced to imprisonment.

(b) **Person on remand and trial:** person charged for an offence with a court of law and awaiting judgment.

18. **Drug offences** are as spelt out under the Dangerous Drug Act 2000. They relate mainly to drugs like ganja, heroin, hashish, opium, cocaine and other psychotropic substances.

19. **Embezzlement** is defined as the wrongful appropriation of another person's property that is already in the possession of the person doing the appropriating.



20. **Fine defaulters** are convicts sentenced to imprisonment for non-payment of fines; they either stay in prison for a specified period, benefit from a community service order or are released as soon as they pay the fines.
21. **Forgery/counterfeiting** is creating, manufacturing, selling, passing or possessing a false imitation of goods, or an instrument to create a false imitation of goods.
22. **Fraud** is defined as the acquisition of another person's property by deception.
23. **Illegal feticide** is defined as unlawful death of a foetus intentionally procured or conducted by a person.
24. **Intellectual property offences** are unlawful copying, using, reproducing or other infringements of copyrights, patents, trademarks or other intellectual property.
25. **Intentional homicide** is defined as unlawful death inflicted upon a person with the intent to cause death.
26. **Investigation and prosecution**
- On completion of police enquiries/investigations, cases are taken to court for prosecution either as decided by Police or upon the advice of the Director of Public Prosecutions (DPP). However, for some cases, prosecution does not follow for the following reasons: (a) false or doubtful complaint, (b) no offence committed (c) trifling cases, (d) accused unknown, (e) accused absconded, (f) evidence insufficient, (g) accused dead or insane, (h) caution administered, (i) no further action as advised by the DPP.
27. **Juvenile** is defined as person aged below 18 years.
28. **Juvenile delinquency rate** is defined as the number of juvenile offenders involved in offences (excluding contraventions) per 1,000 juvenile population.
29. **Minor assault** is intentional or reckless application of minor physical force inflicted upon the body of a person resulting in no injury or minor bodily injury.
30. **Misdemeanours (less serious offences)** are defined as offences that are punishable by:
- (a) imprisonment for a term exceeding 10 days;
  - (b) fine exceeding 5,000 rupees.
31. **Murder** is unlawful death inflicted upon a person with the intent to cause death or serious injury, including when premeditated and/or with malice aforethought.
32. **Negligence** is defined as bodily harm or potential for bodily harm from a person's negligent, reckless or careless behaviour.
33. **Non-adjudicated** is the formal withdrawal of charge(s) by the Police, Director of Public Prosecutions or Attorney-General or by the courts; it includes nolle prosequi and struck out.

34. **Non-injurious traffic violations** is the criminal acts under the traffic code and traffic regulations by a person that do not result in injury or death.
35. **Non-intentional homicide** is unlawful death unintentionally inflicted upon a person by another person.
36. **Prison occupancy level** is defined as the prison population divided by the prison capacity (number of beds).
37. **Probation order** is a sentence whereby an offender is placed under the supervision of a probation officer for a period not less than one nor more than three years.
38. **Property damage** is willful destruction, damage or defacement of property.
39. **Robbery** is defined as the theft of property from a person, overcoming resistance by force or threat of force.
40. **Serious assault** is defined as intentional or reckless application of serious physical force inflicted upon the body of a person resulting in serious bodily injury.
41. **Sexual violence** is defined as unwanted sexual act, attempt to obtain a sexual act, or contact or communication with unwanted sexual attention without valid consent or with consent as a result of intimidation, force, fraud, coercion, threat, deception, use of drugs or alcohol, or abuse of power or of a position of vulnerability.
42. **Sexual exploitation** is defined as acts of abuse of a position of vulnerability, power or trust, or use of force or threat of force, for profiting financially, physically, socially or politically from the prostitution or sexual acts of a person.
43. **Theft** is defined as unlawfully taking or obtaining of property with the intent to permanently withhold it from a person or organization without consent and without the use of force, threat of force or violence, coercion or deception.
44. **Victim** is referred to as a person who has been affected by an offence committed by another person.

**General Structure of International Classification of Crime for Statistical Purposes  
(ICCS) Version 1.0**

**Section 01 Acts leading to death or intending to cause death**

- 0101 Intentional homicide
- 0102 Attempted intentional homicide
- 0103 Non-intentional homicide
- 0104 Assisting or instigating suicide
- 0105 Euthanasia
- 0106 Illegal feticide
- 0107 Unlawful killing associated with armed conflict
- 0109 Other acts leading to death or intending to cause death

**Section 02 Acts causing harm or intending to cause harm to the person**

- 0201 Assaults and threats
  - 02011 Assault
    - 020111 Serious assault
    - 020112 Minor assault
  - 02012 Threat
  - 02019 Other assaults or threats
- 0202 Acts against liberty
- 0203 Slavery and exploitation
- 0204 Trafficking in persons (TIP)
- 0205 Coercion
- 0206 Negligence
  - 02063 Making use of cellular phone whilst driving
- 0207 Dangerous acts
  - 020721 Driving motor vehicle with alcohol concentration above prescribed limit
- 0208 Acts intended to induce fear or emotional distress
- 0209 Defamation or insult
- 0210 Discrimination
- 0211 Acts that trespass against the person
- 0219 Other acts causing harm or intending to cause harm to the person

**Section 03 Injurious acts of a sexual nature**

- 0301 Sexual violence
  - 03011 Rape

03019 Sodomy

0302 Sexual exploitation

0309 Other injurious acts of a sexual nature

**Section 04 Acts against property involving violence or threat against a person**

0401 Robbery

0409 Other acts against property involving violence or threat against a person

**Section 05 Acts against property only**

0501 Burglary

0502 Theft

050211 Larceny of motor vehicles

0503 Intellectual property offences

0504 Property damage

0509 Other acts against property only

**Section 06 Acts involving controlled drugs or other psychoactive substances**

0601 Unlawful acts involving controlled drugs or precursors

0602 Unlawful acts involving alcohol, tobacco or other controlled substances

0609 Other acts involving controlled drugs or other psychoactive substances

**Section 07 Acts involving fraud, deception or corruption**

0701 Fraud

0702 Forgery/counterfeiting

0703 Corruption

07031 Bribery by public official

07031 Bribery of public official

0704 Acts involving the proceeds of crime

0709 Other acts involving fraud, deception or corruption

**Section 08 Acts against public order, authority and provisions of the State**

0801 Acts against public order behavioural standards

0802 Acts against public order sexual standards

0803 Acts related to freedom of expression or control of expression

0804 Acts contrary to public revenue or regulatory provisions

0805 Acts related to migration

0806 Acts against the justice system

0807 Acts related to democratic elections

0808 Acts contrary to labour law

0809 Other acts against public order, authority and provisions of the State

**Section 09 Acts against public safety and state security**

- 0901 Acts involving weapons, explosives and other destructive materials
- 0902 Acts against health and safety
- 0903 Acts against computer systems
- 0904 Acts against state security
- 0905 Acts related to an organized criminal group
- 0906 Terrorism
- 0907 Non-injurious traffic violations
- 0907 Speeding
- 0907 Failing to wear seat belt whilst driving
- 0907 Driving without licence
- 0907 Protective helmet improperly secured
- 0909 Other acts against public safety and state security

**Section 10 Acts against the natural environment**

- 1001 Acts that cause environmental pollution or degradation
- 1002 Acts involving the movement or dumping of waste
- 1003 Trade or possession of protected or prohibited species of fauna and flora
- 1004 Acts that result in the depletion or degradation of natural resources
- 1009 Other acts against the natural environment

**Section 11 Other criminal acts not elsewhere classified**

- 1101 Acts under universal jurisdiction
- 1102 Acts contrary to youth regulations and acts on minors
- 1109 Other criminal acts not elsewhere classified