

# SOCIAL SECURITY STATISTICS

2015 – 2019

## 1. INTRODUCTION

This issue of the 'Economic and Social Indicators' presents statistics on the main social security benefits provided by the Social Security and National Solidarity Division of the Ministry of Social Integration, Social Security and National Solidarity for the period January 2015 to June 2019. Social Security benefits are classified as:

- ❖ Non-contributory benefits financed by government and are payable to every Mauritian citizen under certain conditions; and
- ❖ Contributory benefits payable only to, or on behalf of, those persons who have contributed to the National Pensions Fund (NPF)

Social Security Statistics was reported on a calendar (January to December) year basis instead of the financial (July to June) year basis from year 2010 to year 2014. This followed Government decision taken in July 2008 to change reporting period of Government account from year ending 30<sup>th</sup> June to year ending 31<sup>st</sup> December. Then in 2015, following Government decision, reporting period reverted to the financial year basis (July to June). This publication presents main summary statistics on Social Security for the period July 2018 to June 2019.

For the financial year 2018/2019, the number of beneficiaries relates to June 2019, while the amount paid refers to financial year. Figures for 2018/2019 are subject to revision in future issues as additional information becomes available.

Detailed explanatory notes on the different benefits are given at section 9.

## 2. HIGHLIGHTS – REPUBLIC OF MAURITIUS

- a. As at June 2019, the number of beneficiaries of **Basic Retirement Pension** reached 224,277, some 4.2% more compared to June 2018. The cost to Government was Rs 18.6 billion in 2018/2019 i.e. 10.4% higher than that in 2017/2018.
- b. There were 18,830 **Basic Widow's Pensioners** in June 2019 compared to 19,282 one year earlier, showing a decrease of 2.3%. However, due to increases in the rates payable, the amount disbursed increased by 4.1% to reach Rs 1.6 billion in 2018/2019.
- c. The number of **Basic Invalid's Pensioners** as at June 2019 was 31,935, i.e., a decrease of 0.4% compared to 32,075 a year earlier. The total amount disbursed from July 2018 to June 2019 rose by 8.1% to reach Rs 2.9 billion.
- d. At June 2019, the number of beneficiaries of **Basic Orphan's Pension** stood at 308 compared to 349 at June 2018 and expenditure amounted to Rs 37 million for the period July 2018 to June 2019.
- e. **Social Aid** benefits were paid to 15,851 families in June 2019, i.e., a decrease of 6.6% over the figure for June 2018. Amount paid registered an 11.9% decrease to nearly Rs 496 million in 2018/2019.

### 3. EXPENDITURE ON SOCIAL SECURITY AND WELFARE – (TABLE 1)

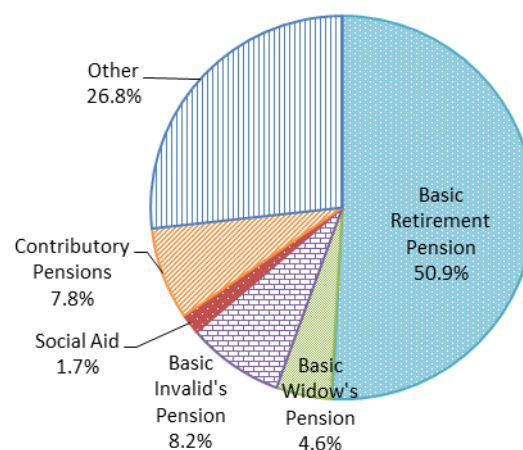
Government expenditure on Social Security and Welfare consists of expenditure and transfers made by government for the social welfare of the community, in line with the recommendations of the Government Finance Statistics Manual 2014 of the International Monetary Fund. It covers all expenses made by the Ministry of Social Integration, Social Security and National Solidarity (Social Security and National Solidarity Division) and the Ministry of Gender Equality and Family Welfare together with components of social welfare of all government organizations as well as Local Government.

As from 2013, it is to be noted that Government expenditure on Social Security and Welfare exclude Public Service Pension due to accrual treatment of payments of employment related pension.

Government expenditure on Social Security and Welfare is not yet available for the period July 2018 to June 2019. Latest available figures indicate that Government spent Rs 33 billion on Social Security and Welfare from July 2017 to June 2018, representing 27.3% of total government expenditure and 7.0% of the Gross Domestic Products (GDP) at market prices.

The main components were the Basic Retirement Pension with a share of 50.9%, followed by expenses on welfare by other Ministries, 26.7%.

Figure 1 - Components of government expenditure on social security and welfare, Jul 2017 to Jun 2018



### 4. NON-CONTRIBUTORY BENEFITS

These benefits include:

- ❖ Basic pensions which cater for elderly, invalids, widows and orphans irrespective of their economic status;
- ❖ Allowances such as Social Aid, Food Aid, Unemployment Hardship Relief and Funeral Grant which are payable to the low-income group of the population; and
- ❖ Inmates allowance and indoor relief payable to, or on behalf of, those Mauritian residing in government-subsidized institutions such as old-people homes, infirmaries and orphanages.

The pension rates payable for non-contributory benefits are given at Table 9.

#### 4.1 BASIC PENSIONS

##### 4.1.1 Basic Retirement Pension – BRP (Table 2.1)

Basic Retirement Pension, also known as old-age pension, is payable to every Mauritian citizen aged 60 years and above, subject to certain residency conditions.

The number of old-age pensioners, which stood at 215,334 as at June 2018 increased by 4.2% to reach 224,277 as at June 2019. The old-age pension cost government Rs 18.6 billion during 2018/2019, representing an increase of 10.4% over 2017/2018.

#### **4.1.2 Basic Widow's Pension – BWP (Table 2.1)**

Basic Widow's Pension is payable to widows aged 15 to 59 years who were either civilly and/or religiously married to their late husband. There were 18,830 Basic Widow's Pensioners in June 2019 compared to 19,282 one year earlier, showing a decrease of 2.3%.

However, due to higher rate of pension, Government expenditure on BWP increased by 4.1% from Rs 1,525.8 million in 2017/2018 to Rs 1,588.7 million in 2018/2019.

#### **4.1.3 Basic Invalid's Pension – BIP – (Table 2.1)**

The Basic Invalid's Pension is payable to any person under the age of 60, if certified by a Medical Board that the person is either permanently or substantially incapacitated to a degree of 60% or more for at least 12 months. The number of such beneficiaries decreased from 32,075 in June 2018 to 31,935 in June 2019, down by 0.4%.

The total amount spent on Basic Invalid's Pension rose by 8.1% from Rs 2,706.2 million in 2017/2018 to Rs 2,926.5 million in 2018/2019.

#### **4.1.4 Basic Orphan's Pension (BOP) – (Table 2.1)**

Basic Orphan's Pension is payable to all orphans under the age of 15, or under 20 years, if they are in full-time education.

The number of beneficiaries of Basic Orphan's Pension decreased from 349 in June 2018 to 308 in June 2019. Its cost amounted to Rs 36.8 million in 2018/2019, representing a 5.6% increase over 2017/2018.

#### **4.1.5 Child's Allowance – (Table 2.1)**

Child's allowance is payable to children of beneficiaries of Basic Retirement Pension, Basic Widow's Pension and Basic Invalid's Pension in respect of a child below 15 years, or below 20 years, if in full-time education. The total number of children benefiting from Child's allowance decreased by 1.4% from 13,480 in June 2018 to 13,285 in June 2019. Out of this total, 59.8% were children of Basic Invalid's pensioners followed by those of Basic Widow's Pensioners (35.5%).

### **4.2 OTHER NON - CONTRIBUTORY SOCIAL BENEFITS – (TABLES 3 & 4)**

#### **4.2.1 Social Aid**

Social Aid is an income-tested scheme. It is payable to the head of a family who is incapable of earning his living adequately and who has insufficient means to support himself and his dependents. The total number of families benefiting from such assistance decreased by 6.6% from 16,975 in June 2018 to 15,851 in June 2019. Amount paid registered a decrease of 11.9% to reach Rs 495.8 million in 2018/2019.

#### **4.2.2 Income Support for purchase of rice and flour**

In order to support needy Mauritians for the purchase of rice and flour, a Food Aid Scheme and an Income Support Scheme were introduced when government subsidy on rice and flour was discontinued.

The number of persons who were benefiting from Food Aid scheme or Income Support Scheme was 71,850 in June 2019 and the total amount paid from July 2018 to June 2019 was Rs 266.3 million.

#### **4.2.3 Indoor Relief**

Indoor relief is the grant paid to an institution in respect of every person residing in the institution, if that person would have otherwise benefited from a basic pension or Social Aid. The number of beneficiaries increased from 644 in June 2018 to 646 in June 2019, showing an increase of 0.3%. The amount paid under this scheme was Rs 62.8 million for the period July 2018 to June 2019.

#### **4.2.4 Inmate's Allowance**

Inmate's Allowance refers to the pocket money given to certain residents of government-subsidized institutions and of the government psychiatric hospital, Brown Sequard Hospital. In June 2019, some 787 persons received such allowance as compared to 709 in June 2018, representing an increase of 11.0%. The amount spent under this item increased by 24.7% from Rs 9.7 million in 2017/2018 to Rs 12.1 million in 2018/2019.

#### **4.2.5 Unemployment Hardship Relief**

Unemployment Hardship Relief (UHR) is payable to unemployed heads of families whose family income is not sufficient to meet the needs of the members. The number of beneficiaries of UHR decreased by 19.5%, from 708 in June 2018 to 570 in June 2019 and the amount paid to these beneficiaries decreased by 16.0% from Rs 15.7 million in 2017/2018 to Rs 13.2 million in 2018/2019.

#### **4.2.6 Funeral Grant**

Funeral grant is meant to cover funeral expenses of persons from low-income families. The number of payments for funeral expenses stood at 3,794 during July 2018 to June 2019. The amount disbursed was Rs 37.8 million during that same period.

### **5. NATIONAL PENSION FUND, NATIONAL SAVINGS FUND AND CONTRIBUTORY BENEFITS**

#### **5.1 NATIONAL PENSIONS FUND – (TABLE 5)**

The National Pension Scheme, introduced in April 1976, provides for the payment of contributory pensions to those employees of the private sector who have contributed to the National Pensions Fund (NPF).

From July 2018 to June 2019, there were around 379,800 employees who have contributed to NPF, while contributions received from both employees and employers amounted to Rs 4,237.2 million.

## 5.2 NATIONAL SAVINGS FUND – (TABLE 6)

The National Savings Fund (NSF) has been set up in 1995 to replace the Employees Welfare Fund. The objectives of the National Savings Fund are:

- ❖ To provide for the payment of a lump sum to every employee on his retirement at the age of 60 or earlier, or to the beneficiary on his death; and
- ❖ To set up and operate for the benefit of employees, such schemes, including loan schemes, as may be prescribed.

The number of employees covered by the Fund was around 461,000 during period July 2018 to June 2019 and the total contribution received, exclusive of surcharge, amounted to Rs 1,999.0 million.

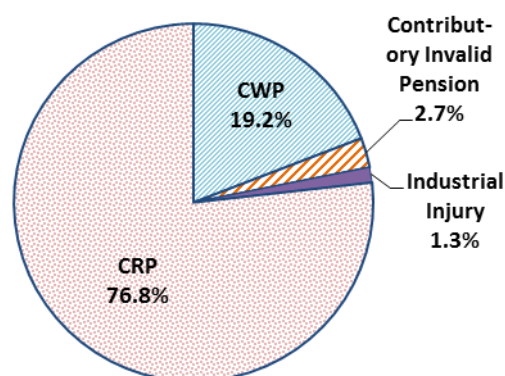
## 5.3 CONTRIBUTORY BENEFITS

Contributory benefits are payable only to, or on behalf of, those persons who have contributed to the National Pensions Fund (NPF). The contributory pensions include old age, invalidity, widows and orphans pensions in addition to industrial injury allowances.

In the case of contributory benefits, the allowances payable vary according to the amount contributed to NPF by the insured worker. For those persons whose contributions were marginal, government guarantees a minimum contributory pension.

During July 2018 to June 2019, amount disbursed on Contributory Retirement Pension (CRP) represented the main component with 76.8% of the total, followed by Contributory Widows Pension (CWP) with 19.2% [Table 7(b) and Figure 2].

**Figure 2 : Percentage distribution of amount disbursed by contributory benefits, Jul 2018 to Jun 2019**



### 5.3.1 Contributory Pensions – (Tables 7(a) - (b))

#### 5.3.1.1 Contributory Retirement Pension (CRP)

Contributory Retirement Pension is payable to a person on reaching the age of 60 years, if that person has contributed to the National Pension Fund. The number of beneficiaries of this type of pension rose from 103,287 in June 2018 to reach 111,971 in June 2019, showing a rise of 8.4%. An increase of 12.4% was also noted in the amount disbursed, from Rs 1,978.9 million in 2017/2018 to Rs 2,223.9 million in 2018/2019.

### 5.3.1.2 Contributory Widow's Pension (CWP)

Contributory Widow's Pension is payable to a widow whose late husband had contributed to the National Pensions Fund. The total number of widows who benefited from such a pension increased by 4.6%, from 28,826 in June 2018 to 30,147 in June 2019. The amount paid went up from Rs 498.0 million in 2017/2018 to Rs 555.4 million in 2018/2019, showing an increase of 11.5%.

### 5.3.1.3 Contributory Invalid's Pension (CIP)

A person is entitled to a Contributory Invalid's Pension if he/she has previously contributed to the National Pension Fund and suffers from a permanent incapacity of at least 60%. The number of such beneficiaries registered an increase of 4.8%, from 10,076 in June 2018 to 10,563 in June 2019. The amount paid on this item increased by 10.6% from Rs 70.0 million in 2017/2018 to Rs 77.4 million in 2018/2019.

### 5.3.1.4 Contributory Orphan's Pension (COP)

Contributory Orphan's pension is payable to orphans under the age of 15 years (or 20 years if the child is at school), if any of the deceased parents had contributed to National Pension Fund. At June 2019, the number of orphans benefiting from this pension was 202 against 207 in June 2018, representing a decrease of 2.4%. The amount disbursed for period July 2018 to June 2019 was Rs 0.4 million, same as in the preceding financial year.

### 5.3.1.5 Industrial Injury Benefits

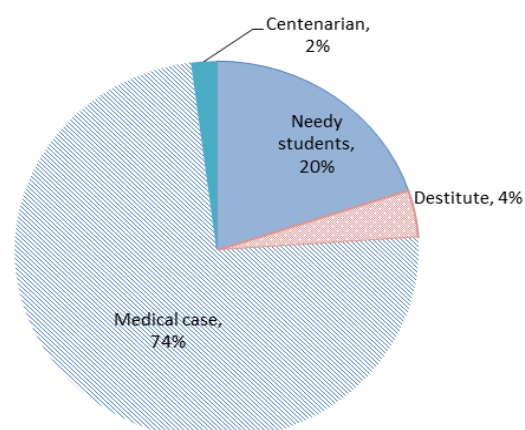
This comprises only those cases who, being insured under NPF, have been awarded Industrial Injury Allowance in respect of work accidents. The number of cases of Industrial Injury increased from 627 in June 2018 to 670 in June 2019. The total amount paid increased by 45.0%, from Rs 27.1 million in 2017/2018 to Rs 39.3 million in 2018/2019.

## 6. NATIONAL SOLIDARITY FUND – (TABLE 8(a) – (b))

The National Solidarity Fund started operating on 1 June 1991 with the objective to provide financial assistance to:

- ❖ Mauritian citizens residing in Mauritius who require surgical operations that can only be performed abroad.
- ❖ Those undergoing Severe Personal Hardships such as tragic accidents, needy students, victims of natural calamities, multiple births, medical cases, etc.

Figure 3: Distribution of amount disbursed by hardship category, Jul 2018 to Jun 2019



In 2018/2019, the National Solidarity Fund assisted 2,442 cases compared to 2,486 in 2017/2018, representing a decrease of 1.8%. During that period, the amount spent decreased by 4.7% to Rs 30.2 million from Rs 31.7 million.

## **7. LIST OF TABLES**

The following tables together with the web version of this publication can be downloaded from Statistics Mauritius website at <http://statsmauritius.govmu.org>. From the homepage click on 'Statistics by subject' followed by 'Social security', then select the appropriate publication under the heading 'Publications – Economic and Social Indicators'.

*Table 1 – Government Expenditure on Social Security & Welfare,  
Republic of Mauritius, 2015 - 2018*

*Table 2.1 - 2.3 – No. of beneficiaries of basic pensions and amount paid  
by island, 2015 - 2019*

*Table 3 – Number of beneficiaries of other non-contributory social benefits  
and amount paid, Republic of Mauritius, 2015 - 2019*

*Table 4 – Number of cases of Social Aid paid by district, 2015 - 2019*

*Table 5 – Contribution to the National Pensions Fund (NPF), 2015 - 2019*

*Table 6 – Contribution to the National Savings Fund (NSF), 2015 - 2019*

*Table 7 – Number of beneficiaries of contributory pensions and amount paid,  
2015 - 2019, Republic of Mauritius*

*Table 8 – No. of cases receiving assistance from the National Solidarity Fund by type  
and amount disbursed, 2015 - 2019, Republic of Mauritius*

*Table 9 – Non-contributory benefits by type and rate payable, 2015 - 2019*

## **8. NOTES**

### **8.1 RELEASE OF DATA ON SOCIAL SECURITY**

This publication is a yearly issue to be released by end of February 2020 according to an advance calendar posted on Statistics Mauritius website (<http://statsmauritius.govmu.org>). The next issue is scheduled for February 2021. This indicator will also be followed by a more comprehensive report on the same subject and period, with release scheduled for September 2020.

## **8.2 INQUIRIES**

For further information regarding the indicators presented in this ESI and other statistics on social security please contact:

Mr. A. RAMASAMY, Statistician

Mrs. P. MULLIAH, Senior Statistical Officer

Social Security Statistics Unit,  
Ministry of Social Integration, Social Security and National Solidarity  
(Social Security and National Solidarity Division)  
8<sup>th</sup> floor, Social Security House,  
Rose Hill  
Tel: (230) 403 2700 (Ext. 1254, 1159)  
Fax: (230) 465 4665  
E-mail : [aramasamy@govmu.org](mailto:aramasamy@govmu.org)  
[pmulliah@govmu.org](mailto:pmulliah@govmu.org)

## **9 EXPLANATORY NOTES**

### **9.1 NON – CONTRIBUTORY BENEFITS**

#### **9.1.1 Carer's Allowance for Basic Retirement Pensioner**

The Carer's Allowance for Basic Retirement Pensioner is an additional allowance payable to old-age pensioners who are either

- ❖ totally blind, or
- ❖ suffer from total paralysis, or
- ❖ need the constant care of another person

#### **9.1.2 Carer's Allowance for Basic Invalid Pensioner**

Basic Invalid Pensioners, who need the constant care and attention of another person, benefit from an additional allowance known as the Carer's Allowance.

#### **9.1.3 Guardian Allowance (GA)**

A Guardian's allowance is also paid to the person looking after one or more orphans. However, only one allowance is payable per guardian irrespective of the number of orphans under his/her care.

#### **9.1.4 Child's Allowance**

Child's allowance is payable to children of beneficiaries of Basic Retirement Pension, Basic Widow's Pension and Basic Invalid's Pension in respect of a child below 15 years, or below 20 years, if in full-time education. Child's allowance is payable for up to three dependent children. It is to be noted that child allowance is payable even after discontinuation of pensions to the parents for some reasons (e.g. when the widowed mother got married).



### 9.1.5 Social Aid

Social Aid is an income-tested scheme. It is payable to the head of a family who is incapable of earning his living adequately and who has insufficient means to support himself and his dependents. Social Aid is payable to the poorer section of the population, including the dependents of prisoners and abandoned spouses, especially those with dependent children. The allowance payable is calculated as the difference between the total income and the expected overall expenditure of the family.

### 9.1.6 Income Support for purchase of rice and flour

In order to support needy Mauritians for the purchase of rice and flour, the Food Aid Scheme was introduced in May 1993 when government subsidy on rice and flour was temporarily discontinued. Under the Food Aid Scheme, a monthly stipend is given to every needy Mauritian for the purchase of rice and flour. The beneficiaries are:

- ❖ All recipients of Social Aid and their dependents
- ❖ All those receiving the Unemployment Hardship Relief
- ❖ All needy beneficiaries of a basic pension under the National Pensions Act, i.e. beneficiaries of Basic Retirement Pension, Basic Widow's Pension, Basic Invalid's Pension and Basic Orphan's Pensions, who would have qualified to receive social aid if the basic pensions were not payable

In addition, as from 1 July 2006 with the government discontinuation of subsidy on rice and flour, an Income Support Scheme was introduced whereby a monthly allowance of Rs 40 is given to:

- ❖ Any head of household and his/her dependents whose average monthly electricity consumption does not exceed 75 KWh and who are not in receipt of Food Aid.
- ❖ Any beneficiary of basic pension and his/her dependents (under the National Pensions Act) and who would have been eligible to receive social aid if he/she was not in receipt of that basic pension.

### 9.1.7 Inmate's Allowance

Inmate's Allowance refers to the pocket money given to certain residents of government-subsidized institutions and of the government psychiatric hospital, Brown Sequard Hospital.

### 9.1.8 Unemployment Hardship Relief

The Unemployment Hardship Relief (UHR) is payable to unemployed heads of families whose family income is not sufficient to meet the needs of the members. The head should be

- (i) Registered as unemployed at the Employment Exchange
- (ii) Be willing and able to take up employment and
- (iii) Be actively looking for work

A disabled person, who can work but has not been able to find a job, receives an Unemployment Hardship Relief in addition to his Basic Invalid's Pension.

### 9.1.9 Funeral Grant

A funeral grant is meant to cover funeral expenses of persons from low-income families.

## 9.2 CONTRIBUTORY BENEFITS

### 9.2.1 National Pension Scheme

The National Pension Scheme was introduced in April 1976. It provides for the payment of contributory pensions to those employees of the private sector who have contributed to the National Pensions Fund (NPF). All employees working for employers with more than 10 employees had to join the Scheme as from July 1978. Other employees joined the Scheme as from January 1980, except household workers for whom the operative date was July 1980. The self-employed were also eligible to join the Scheme as from July 1980 on a voluntary basis.

Contributions to the Scheme are payable at the rate of 10.5% by millers and large employers of the Sugar Industry (those having at least 100 arpents under sugar cane cultivation); other employers pay contribution at the rate of 6%. For all employees, the contribution rate is 3 %. Contributions are not payable on bonus, overtime pay and allowances. The minimum monthly remuneration on which contributions are payable was Rs 1,695 for private household employees and Rs 2,680 for other employees during the financial year 2018/2019. During that period, as from a monthly remuneration of Rs 17,470 a flat contribution is applicable for both categories.

### 9.2.2 National Savings Fund

The National Savings Fund has been set up in 1995 to replace the Employees Welfare Fund. The objectives of the National Savings Fund are:

- ❖ To provide for the payment of a lump sum to every employee on his retirement at the age of 60 or earlier, or to the beneficiary on his death; and
- ❖ To set up and operate for the benefit of employees, such schemes, including loan schemes, as may be prescribed.

This Fund is compulsory in respect to all employees, except non-citizens, of both public and private sector. Contributions to the Fund were payable at the rate of 2.5 % by employers. As from February 2009, following the proclamation of the Employment Rights Act, the contribution increased to 3.5%, comprising of 2.5% from employers and 1% from employees of the Private Sector and those of parastatal bodies. This additional 1% contribution is being used to pay part of the Transitory Unemployment Benefit (TUB) to laid-off workers.

### 9.2.3 Industrial Injury Benefits

The different types of allowances payable in respect of a work accident affecting an employee insured under the National Pension Scheme are:

- ❖ Industrial Injury allowance as a result of a total temporary incapacity, subject to medical evidence.
- ❖ Disablement pension due to a permanent incapacity (partial or total).
- ❖ Survivor's Pension as a result of the death.
- ❖ Constant attendance allowance resulting in a total temporary incapacity or a 100% disability

and requiring the constant attendance of another person.

- ❖ Dependent's pension, orphan's pension, child allowance, clinical expenses, clothing expenses, hospital expenses, artificial aid.

### **9.3 NATIONAL SOLIDARITY FUND**

The National Solidarity Fund started operating under the aegis of the Ministry of Social Security and National Solidarity on 1 June 1991. Initially, its objectives were to provide financial assistance to:

- ❖ Mauritian citizens residing in Mauritius who require surgical operations that can only be performed abroad.
- ❖ Those undergoing Severe Personal Hardships.

Since November 1999, with the creation of the "Trust Fund for Overseas Treatment" operating under the aegis of the Ministry of Health, all surgical operations cases are referred there. The National Solidarity Fund has then widened the scope of its activities under the "Severe Personal Hardship Scheme" to cover also tragic accidents, needy students, victims of natural calamities, multiple births, medical cases, etc.

The sources of revenue of the Fund are manifold. These include:

- ❖ Contribution from the General Public
- ❖ Contribution from Ministries and Departments
- ❖ Interests on investment
- ❖ Unclaimed prizes and unclaimed winning tickets from e.g. Automatics Systems Ltd., Mauritius Turf Club, lottotech Ltd. and other commercial promotions.

### **Statistics Mauritius**

Ministry of Finance, Economic Planning and Development

Port Louis

February 2020

**Table 1 - Government Expenditure on Social Security & Welfare <sup>1/</sup> - Republic of Mauritius,  
January to June 2015 and financial years 2015/2016 - 2017/2018**

<b>Government expenditure on Social Security &amp; Welfare</b>	<b>Jan to Jun 2015</b>	<b>Jul 2015 to Jun 2016</b>	<b>Jul 2016 to Jun 2017</b>	<b>Jul 2017 to Jun 2018</b>
Amount (Rs Mn) <sup>2/</sup>	8,842.7 <sup>3/</sup>	23,910.2	26,604.8	33,049.5
% of total government expenditure	18.7	23.8	23.1	27.3
% of GDP at market prices	4.5	5.7	6.0	7.0

<sup>1/</sup> Data for financial year July 2018 to June 2019 are not yet available.

<sup>2/</sup> Including amount spent under "Welfare" and paid by other Ministries

<sup>3/</sup> As from 2013, due to accrual treatment, payments of employment related pension are treated as a reduction in liability instead of expense.

**Table 2.1 - No. of beneficiaries of basic pensions and amount paid, Republic of Mauritius**

*(a) No. of beneficiaries by pension type as at June 2015 - 2019*

Pension type	No. of beneficiaries				
	June 2015	June 2016	June 2017	June 2018	June 2019 <sup>1/</sup>
Basic Retirement Pension (Old age pension) <i>of whom</i>	188,470	197,037	206,799	215,334	224,277
<i>Severely handicapped</i> <sup>2/</sup>	16,586	16,010	16,160	16,147	17,083
Basic Widow's Pension	20,291	19,890	19,540	19,282	18,830
Basic Invalid's Pension <i>of whom</i>	30,412	29,287	32,300 <sup>3/</sup>	32,075	31,935
<i>Severely handicapped</i> <sup>4/</sup>	6,531	6,244	6,775	7,231	6,796
Basic Orphan's Pension	376	370	365	349	308
Guardian's Allowance	329	322	314	290	263
Child's Allowance <i>of whom children of beneficiaries of:</i>	16,612	15,368	14,400	13,480	13,285
<i>Basic Retirement Pension</i>	241	224	201	196	214
<i>Basic Widow's Pension</i>	5,968	5,542	5,244	4,888	4,711
<i>Basic Invalid's Pension</i>	9,927	9,147	8,538	7,990	7,951
<i>Other</i> <sup>5/</sup>	476	455	417	406	409

<sup>1/</sup> Provisional

<sup>2/</sup> Drawing the Enhanced Basic Retirement Pension (Carer's Allowance)

<sup>3/</sup> With effect from July 2016, BIP is payable to persons under the age of 60 as compared to previous years where only those aged 15 to 59 were eligible

<sup>4/</sup> Drawing Additional Basic Invalid's Pension (Carer's Allowance)

<sup>5/</sup> These are children who were previously children of beneficiaries of Basic Retirement Pension or Basic Widow's Pension or Basic Invalid's Pension

*(b) Amount paid by pension type, Jan to Jun 2015 and financial years 2015/2016 - 2018/2019*

Pension type	Amount paid (Rs Mn)				
	Jan to Jun 2015	Jul 2015 to Jun 2016	Jul 2016 to Jun 2017	Jul 2017 to Jun 2018	Jul 2018 to Jun 2019 <sup>1/</sup>
Basic Retirement Pension (including Enhanced Basic Retirement Pension and Child's Allowance)	6,178.5	14,096.1	15,359.6	16,809.6	18,555.8
Basic Widow's Pension (including Child's Allowance)	669.6	1,454.1	1,482.0	1,525.8	1,588.7
Basic Invalid's Pension (including Carer's Allowance and Child's Allowance)	1,065.6	2,322.0	2,558.6	2,706.2	2,926.5
Basic Orphan's Pension <sup>2/</sup> (including Guardian's Allowance)	15.0	35.5	35.3	34.8	36.8

<sup>1/</sup> Provisional

<sup>2/</sup> Includes allowances to children who were previously children of beneficiaries of Basic Retirement Pension or Basic Widow's Pension or Basic Invalid's Pension

**Table 2.2 - No. of beneficiaries of basic pensions and amount paid, Island of Mauritius**

*(a) No. of beneficiaries by pension type as at June 2015 - 2019*

Pension type	Number of beneficiaries				
	June 2015	June 2016	June 2017	June 2018	June 2019 <sup>1/</sup>
Basic Retirement Pension (Old age pension)	184,034	192,442	201,991	210,303	219,053
<i>of whom</i>					
<i>Severely handicapped<sup>2/</sup></i>	15,892	15,200	15,273	15,167	15,956
Basic Widow's Pension	19,861	19,466	19,126	18,869	18,426
Basic Invalid's Pension	29,623	28,457	31,282 <sup>3/</sup>	31,055	30,865
<i>of whom</i>					
<i>Severely handicapped<sup>4/</sup></i>	6,146	5,855	6,327	6,750	6,325
Basic Orphan's Pension	337	332	331	314	279
Guardian's Allowance	293	286	281	259	239
Child's Allowance	15,990	14,733	13,807	12,839	12,651
<i>of whom children of beneficiaries of:</i>					
<i>Basic Retirement Pension</i>	231	212	193	188	205
<i>Basic Widow's Pension</i>	5,759	5,339	5,054	4,686	4,533
<i>Basic Invalid's Pension</i>	9,554	8,756	8,168	7,585	7,531
<i>Other<sup>5/</sup></i>	446	426	392	380	382

<sup>1/</sup> Provisional

<sup>2/</sup> Drawing the Enhanced Basic Retirement Pension (Carer's Allowance)

<sup>3/</sup> With effect from July 2016, BIP is payable to persons under the age of 60 as compared to previous years where only those aged 15 to 59 were eligible

<sup>4/</sup> Drawing Additional Basic Invalid's Pension (Carer's Allowance)

<sup>5/</sup> These are children who were previously children of beneficiaries of Basic Retirement Pension or Basic Widow's Pension or Basic Invalid's Pension

*(b) Amount paid by pension type, Jan to Jun 2015 and financial years 2015/2016 - 2018/2019*

Pension type	Amount paid (Rs Mn)				
	Jan to Jun 2015	Jul 2015 to Jun 2016	Jul 2016 to Jun 2017	Jul 2017 to Jun 2018	Jul 2018 to Jun 2019 <sup>1/</sup>
Basic Retirement Pension (including Enhanced Basic Retirement Pension and Child's Allowance)	6,027.7	13,745.6	14,975.7	16,386.6	18,086.7
Basic Widow's Pension (including Child's Allowance)	654.8	1,422.0	1,449.6	1,491.7	1,553.8
Basic Invalid's Pension (including Carer's Allowance and Child's Allowance)	1,032.9	2,246.8	2,466.3	2,608.4	2,813.0
Basic Orphan's Pension <sup>2/</sup> (including Guardian's Allowance)	13.6	32.5	32.5	31.8	34.1

<sup>1/</sup> Provisional

<sup>2/</sup> Includes allowances to children who were previously children of beneficiaries of Basic Retirement Pension or Basic Widow's Pension or Basic Invalid's Pension

**Table 2.3 - No. of beneficiaries of basic pensions and amount paid, Island of Rodrigues**

*(a) No. of beneficiaries by pension type as at June 2015 - 2019*

Pension type	Number of beneficiaries				
	June 2015	June 2016	June 2017	June 2018	June 2019 <sup>1/</sup>
Basic Retirement Pension (Old age pension) <i>of whom</i>	4,436	4,595	4,808	5,031	5,224
<i>Severely handicapped</i> <sup>2/</sup>	694	810	887	980	1,127
Basic Widow's Pension	430	424	414	413	404
Basic Invalid's Pension <i>of whom</i>	789	830	1,018 <sup>3/</sup>	1,020	1,070
<i>Severely handicapped</i> <sup>4/</sup>	385	389	448	481	471
Basic Orphan's Pension	39	38	34	35	29
Guardian's Allowance	36	36	33	31	24
Child's Allowance	622	635	593	641	634
<i>of whom children of beneficiaries of:</i>					
<i>Basic Retirement Pension</i>	10	12	8	8	9
<i>Basic Widow's Pension</i>	209	203	190	202	178
<i>Basic Invalid's Pension</i>	373	391	370	405	420
<i>Other</i> <sup>5/</sup>	30	29	25	26	27

<sup>1/</sup> Provisional

<sup>2/</sup> Drawing the Enhanced Basic Retirement Pension (Carer's Allowance)

<sup>3/</sup> With effect from July 2016, BIP is payable to persons under the age of 60 as compared to previous years where only those aged 15 to 59 were eligible

<sup>4/</sup> Drawing Additional Basic Invalid's Pension (Carer's Allowance)

<sup>5/</sup> These are children who were previously children of beneficiaries of Basic Retirement Pension or Basic Widow's Pension or Basic Invalid's Pension

*(b) Amount paid by pension type, Jan to Jun 2015 and financial years 2015/2016 - 2018/2019*

Pension type	Amount paid (Rs Mn)				
	Jan to Jun 2015	Jul 2015 to Jun 2016	Jul 2016 to Jun 2017	Jul 2017 to Jun 2018	Jul 2018 to Jun 2019 <sup>1/</sup>
Basic Retirement Pension (including Enhanced Basic Retirement Pension and Child's Allowance)	150.9	350.5	383.9	423.0	469.1
Basic Widow's Pension (including Child's Allowance)	14.8	32.1	32.4	34.1	34.9
Basic Invalid's Pension (including Carer's Allowance and Child's Allowance)	32.7	75.2	92.3	97.8	113.6
Basic Orphan's Pension <sup>2/</sup> (including Guardian's Allowance)	1.4	3.0	2.8	3.0	2.7

<sup>1/</sup> Provisional

<sup>2/</sup> Includes allowances to children who were previously children of beneficiaries of Basic Retirement Pension or Basic Widow's Pension or Basic Invalid's Pension

**Table 3 - Number of beneficiaries of other non-contributory social benefits and amount paid,  
Republic of Mauritius**

*(a) No. of beneficiaries by type of benefit as at June 2015 - 2019*

Type of benefit	Number of beneficiaries				
	June 2015	June 2016	June 2017	June 2018	June 2019 <sup>1/</sup>
Social Aid <sup>2/</sup>	20,369	20,319	18,493	16,975	15,851
Food Aid (inclu. Income support)	95,625	95,835	94,200	74,650	71,850
Indoor Relief (Capitation Grant)	677	611	641	644	646
Inmate's Allowance	788	734	722	709	787
Unemployment Hardship Relief	1,020	902	909	708	570
Funeral Grant <sup>3/</sup>	1,642	3,468	3,323	3,743	3,794

<sup>1/</sup> Provisional

<sup>2/</sup> Refers to the number of cases who benefit from Social Aid for themselves and for members of their family

<sup>3/</sup> Refers to the number of payments during the calendar/financial year

*(b) Amount paid by type of benefit for Jan to Jun 2015 and financial years 2015/2016 - 2018/2019*

Type of benefit	Amount paid (Rs Mn)				
	Jan to Jun 2015	Jul 2015 to Jun 2016	Jul 2016 to Jun 2017	Jul 2017 to Jun 2018	Jul 2018 to Jun 2019 <sup>1/</sup>
Social Aid <sup>2/</sup>	326.4	733.2	638.5	562.5	495.8
Food Aid <sup>3/</sup> (inclu. Income support)	148.2	327.6	349.0	276.6	266.3
Indoor Relief (Capitation Grant)	29.5	60.0	58.6	60.5	62.8
Inmate's Allowance	4.4	9.9	10.3	9.7	12.1
Unemployment Hardship Relief	12.3	20.5	20.3	15.7	13.2
Funeral Grant	8.2	17.5	31.1	37.8	37.8

<sup>1/</sup> Provisional

<sup>2/</sup> Includes amount paid on (i) subsidy on HSC and SC examination fees

(ii) assistance to professional fishermen and food aid in Rodrigues

<sup>3/</sup> Excludes amount spent for Rodrigues which is included in "Social aid"



**Table 4 - Number of cases of Social Aid paid by district as at June 2015 - 2019**

District/ Island	Jun 2015	Jun 2016	Jun 2017	Jun 2018	Jun 2019 <sup>1/</sup>
Port-Louis	3,728	3,799	3,293	3,244	2,968
Pamplemousses	2,312	2,456	2,079	1,952	1,711
Riviere du Rempart	1,291	1,345	1,035	919	811
Flacq	1,810	1,713	1,495	1,393	1,276
Grand-Port	1,087	1,123	1,082	1,028	949
Savanne	1,050	938	822	741	707
Plaine Wilhems	4,351	4,390	3,737	3,359	3,130
Moka	877	881	795	656	547
Black River	919	975	1,029	1,014	1,042
<b>Island of Mauritius</b>	<b>17,425</b>	<b>17,620</b>	<b>15,367</b>	<b>14,306</b>	<b>13,141</b>
<b>Island of Rodrigues</b>	<b>2,944</b>	<b>2,699</b>	<b>3,126</b>	<b>2,669</b>	<b>2,710</b>
<b>Republic of Mauritius</b>	<b>20,369</b>	<b>20,319</b>	<b>18,493</b>	<b>16,975</b>	<b>15,851</b>

<sup>1/</sup> Provisional

**Table 5 - Contribution to the National Pensions Fund (NPF), Jan to Jun 2015 and financial years 2015/2016 - 2018/2019**

	Jan to Jun 2015	Jul 2015 to Jun 2016	Jul 2016 to Jun 2017	Jul 2017 to Jun 2018	Jul 2018 to Jun 2019 <sup>1/</sup>
No. of employers <sup>2/</sup> contributing to the Fund ('000)	19.2	20.7	21.3	24.0	23.8
No. of employees contributing to the Fund ('000)	307.5	344.7	352.7	380.9	379.8
Amount contributed by employers and employees (Rs Mn)	1,637.4	3,373.8	3,642.0	3,628.9	4,237.2
Surcharge paid by employers (Rs Mn)	3.9	5.7	6.4	1.2	1.5
Size of the NPF (Rs Mn) as at end of financial year	NA	100,934.2	111,692.0	121,157.3	NA

<sup>1/</sup> Provisional

<sup>2/</sup> Including the self employed and those who have contributed at least once during the financial year

**Table 6 - Contribution to the National Savings Fund (NSF), Jan to Jun 2015 and financial years 2015/2016 - 2018/2019**

	Jan to Jun 2015	Jul 2015 to Jun 2016	Jul 2016 to Jun 2017	Jul 2017 to Jun 2018	Jul 2018 to Jun 2019 <sup>1/</sup>
No. of employers contributing to Fund ('000)	19.0	20.5	21.1	23.7	23.7
No. of employees belonging to the Fund ('000)	374.6	395.8	425.4	458.9	461.0
Amount contributed by employers (Rs Mn)	805.5	1,648.7	1,777.3	1,758.1	1,999.0
Surcharge paid by employers (Rs Mn)	0.7	0.9	0.8	0.1	0.8
No. of beneficiaries of Lump Sum:	5,077	12,017	14,961	15,158	17,326
of which Voluntary Retirement Scheme (VRS)	16	24	66	5	46
Total Lump Sum paid (Rs Mn)	250.9	472.3	671.1	686.5	912.9
of which VRS (Rs Mn)	1.0	1.6	4.6	0.4	5.3
Size of Fund (Rs Mn) as at end of financial year	NA	21,772.0	23,548.0	27,585.0	NA

<sup>1/</sup> Provisional

**Table 7(a) - Number of beneficiaries of contributory pensions as at June 2015 - 2019, Republic of Mauritius**

Pension type	June 2015	June 2016	June 2017	June 2018	June 2019 <sup>1/</sup>
Contributory Retirement Pension	81,104	87,721	95,598	103,287	111,971
Contributory Widow's Pension	25,239	26,348	27,622	28,826	30,147
Contributory Invalid's Pension	9,721	9,634	9,846	10,076	10,563
Contributory Orphan's Pension	185	188	197	207	202
Industrial Injury Benefits	750	643	648	627	670

<sup>1/</sup> Provisional

**Table 7(b) - Amount paid to beneficiaries of contributory pensions , Jan to Jun 2015 and financial years 2015/2016 - 2018/2019, Republic of Mauritius**

Pension type	Amount paid (Rs Mn)				
	Jan to Jun 2015	Jul 2015 to Jun 2016	Jul 2016 to Jun 2017	Jul 2017 to Jun 2018	Jul 2018 to Jun 2019 <sup>1/</sup>
Contributory Retirement Pension	741.2	1,575.1	1,792.7	1,978.9	2,223.9
Contributory Widow's Pension	201.1	417.4	461.3	498.0	555.4
Contributory Invalid's Pension	30.7	63.3	67.7	70.0	77.4
Contributory Orphan's Pension	0.2	0.4	0.4	0.4	0.4
Industrial Injury Benefits	20.4	30.9	28.1	27.1	39.3

<sup>1/</sup> Provisional

**Table 8 (a) - No. of cases receiving assistance from the National Solidarity Fund by type,  
Jan to Jun 2015 and financial years 2015/2016 - 2018/2019, Republic of Mauritius**

Contingency	Number of cases				
	Jan to Jun 2015	Jul 2015 to Jun 2016	Jul 2016 to Jun 2017	Jul 2017 to Jun 2018	Jul 2018 to Jun 2019
Medical treatment abroad (Air ticket only)	0	0	0	0	0
Personal Hardship Scheme :	1,311	2,974	4,796	2,486	2,442
- Multiple births	0	0	0	0	0
- Fire victims	0	0	0	0	0
- Natural calamities	0	0	0	0	1
- Tragic accidents	0	5	0	0	1
- Needy students	458	592	1,056	529	533
- Repatriation of mortal remains	0	1	0	0	3
- Destitute	254	307	444	239	217
- Medical case	576	2,023	3,231	1,669	1,624
- Centenarian	23	46	62	49	61
- Sale by levy (Hardship case)	0	0	3	0	2
Other	0	0	0	0	0
<b>Total</b>	<b>1,311</b>	<b>2,974</b>	<b>4,796</b>	<b>2,486</b>	<b>2,442</b>

**Table 8(b) - Amount disbursed by the National Solidarity Fund by type,**

**Jan to Jun 2015 and financial years 2015/2016 - 2018/2019, Republic of Mauritius**

Contingency	Amount paid (Rs '000)				
	Jan to Jun 2015	Jul 2015 to Jun 2016	Jul 2016 to Jun 2017	Jul 2017 to Jun 2018	Jul 2018 to Jun 2019
Medical treatment abroad (Air ticket only)	0	0	0	0	0
Personal Hardship Scheme:	18,592	55,639	87,418	31,728	30,186
- Multiple births	0	0	0	0	0
- Fire victims	0	0	0	0	0
- Natural calamities	0	0	0	0	6
- Tragic accidents	0	125	0	0	50
- Needy students	4,908	6,593	11,921	5,577	5,955
- Repatriation of mortal remains	0	50	0	0	150
- Destitute	1,666	1,951	2,712	1,311	1,207
- Medical case	11,788	46,454	71,627	24,350	22,188
- Centenarian	230	460	620	490	610
- Sale by levy (Hardship case)	0	6	538	0	20
Other	0	0	0	0	0
<b>Total</b>	<b>18,592</b>	<b>55,639</b>	<b>87,418</b>	<b>31,728</b>	<b>30,186</b>

**Table 9 - Non-contributory benefits by type and rate payable, 2015 - 2019**

Pension type	Monthly amount payable (Rs)				
	2015	2016	2017	2018	2019
Basic Retirement Pension (BRP) :					
(60-69) years	5,000	5,250	5,450	5,810	6,210
(70-89) years	5,000	5,250	5,450	5,810	6,210
(90-99) years	15,000	15,250	15,450	15,810	16,210
100 years and over	20,000	20,250	20,450	20,810	21,210
Basic Widow's Pension (BWP)	5,000	5,250	5,450	5,810	6,210
Basic Invalid's Pension (BIP)	5,000	5,250	5,450	5,810	6,210
Basic Orphan's Pension (BOP)					
(i) Under 15 years and not in full time education	2,500	2,750	2,950	3,310	3,710
(ii) 3 years and up to 20 years and in full time education	4,000	4,250	4,450	4,810	5,210
Guardian's Allowance:(Under the National Pensions Act)	1,000	1,000	1,000	1,000	1,000
Child's Allowance:(Under the National Pensions Act)					
(0 - 9) years	1,400	1,400	1,400	1,400	1,400
(10-19) years	1,500	1,500	1,500	1,500	1,500
Enhanced Basic Retirement Pension <sup>1/</sup> :					
(60-69) years	8,000	8,250	8,450	8,810	9,210
(70-89) years	8,000	8,250	8,450	8,810	9,210
(90-99) years	18,000	18,250	18,450	18,810	19,210
100 years and over	23,000	23,250	23,450	23,810	24,210
Additional Basic Invalid's Pension (Carer's Allowance)	2,500	2,500	2,500	2,500	3,000
Social Aid (minimum amount payable)	935	958	978	1,013	1,054
Food Aid	285	285	285	285	285
Income Support (as from 1 July 2006)	285	285	285	285	285
Inmate's Allowance : (a) Charitable Institutions	700	718	733	759	790
(b) Brown Sequard Hospital:					
Under 60 years	1,250	1,313	1,363	1,453	1,553
(60-69) years	1,250	1,313	1,363	1,453	1,553
(70-89) years	1,250	1,313	1,363	1,453	1,553
(90-99) years	3,750	3,813	3,863	3,953	4,053
Unemployment Hardship Relief (Minimum)	245	245	250	259	270
Minimum Contributory Retirement Pension	520	533	544	564	587
			<b>D a i l y</b>		
Indoor Relief :					
Under 60 years	210	215	220	228	238
(60-89) years	235	241	246	255	266
(90-99) years	600	615	628	650	676
100 years and over	620	636	649	672	699

<sup>1/</sup> Inclusive of Basic Retirement Pension