

Business Activity Statistics, July 2010 - June 2011

Introduction

Statistics on business activities undertaken in the Island of Mauritius are compiled mainly from administrative records. They cover activities which are either licensed with the local authorities (registered with the appropriate municipalities and district councils) or organisations such as the Medical and Dental Council, the National Transport Authority, the Tourism Authority, etc. All agricultural activities are presently excluded.

It is to be noted that statistics on business activity presented in this publication refer to the total number of licensed or registered activities and not to the total number of operation units or enterprises.

With the coming into operation of the Business Registration and Business Facilitation Acts on the 1st October 2006 and amendments brought to various regulations, several trades have been grouped under different clusters. As a result, an operator may carry out several activities grouped within the same cluster without having to hold separate licences.

Consequently, statistics on licences and registrations collected prior to 1st October 2006 are not strictly comparable with those collected after that date. Care should therefore be taken when comparing figures presented in this publication with figures published prior to October 2006.

2. Evolution of licences between July 2010 and June 2011

The total number of licences as at June 2011 was 106,330, representing an increase of around 5% over the figure of 101,690 as at end of June 2010 (Table 1). During the period July 2010 to June 2011, some 7,571 new licences were issued, the majority of which

(5,063 or 67%) was in the industry group 'Wholesale and retail trade; repair of motor vehicles, personal and household goods'. For the period under review 2,931 licences were cancelled.

Table 2 gives the distribution of licences by industry group and district.

3. Registrations by industry group and district

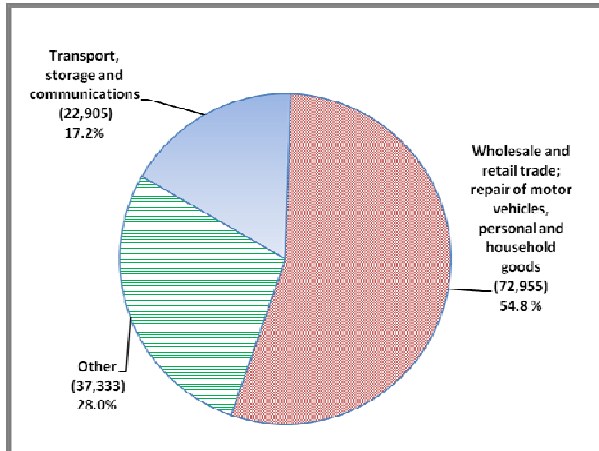
The number of registered activities increased slightly by 1% from 32,609 in June 2010 to reach 33,002 in June 2011. The main increases, by industry, were noted in the groups 'Health and social work' (22%) and 'Real estate, renting and business activities' (5%). Decreases were noted in the groups 'Education', 'Hotels and restaurants' and 'Wholesale and retail trade; repair of motor vehicles, personal and household goods' (2% each).

4. Adjusted licences and registrations

Table 4 shows the total number of licences and registrations as at June 2011, adjusted for double counting. Activities which are both licensed and registered are included in registrations only.

The total number of adjusted licences and registrations increased by around 4% from 128,145 in June 2010 to 133,193 in June 2011. An analysis by industry group, shows that the majority of activities (72,955 or 55%) falls under the group 'Wholesale and retail trade; repair of motor vehicles, personal and household goods', followed by 'Transport, storage and communications' with 22,905 activities (17%).

Fig.1: Adjusted licences and registrations by industry group as at June 2011



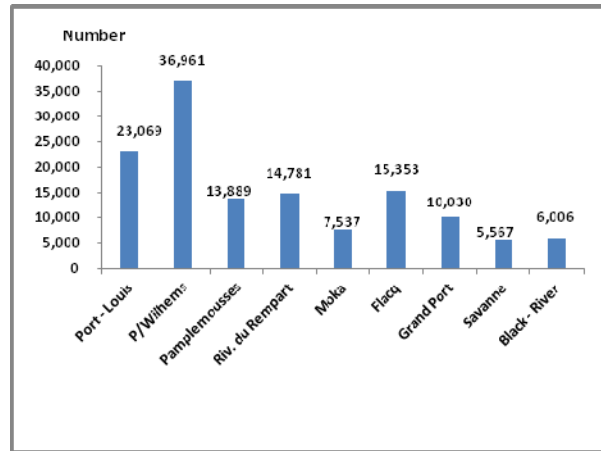
5. Adjusted licences and registrations by industry group and region

Table 5 shows the distribution of adjusted licences and registrations by industry group and region (urban and rural). The total number of business activities was higher in rural (73,163 or 55%) than in urban regions (60,030 or 45%). This is true for all industry groups except 'Health and social work' (with 67% of activities in urban regions), 'Real estate, renting and business activities' (61%), 'Education' (56%) and 'Financial intermediation' (52%).

6. Adjusted licences and registrations by industry group and district

Table 6 shows that the district of Plaines Wilhems had the highest number of adjusted licences and registrations (36,961 or 28%), followed by the district of Port Louis (23,069 or 17%) whilst the district of Savanne had the smallest number with 5,567 (4%) of activities.

Fig.2: Adjusted licences and registrations by district as at June 2011



7. Adjusted licences and registrations by activity, district and industry group

Tables 7.1 to 7.8 give a breakdown of the adjusted licences and registrations for the different industry groups, by activity and district.

Statistics Mauritius

Ministry of Finance and Economic Development

Port-Louis

Mauritius

November 2011

Contact Persons

Mr B. Unmar
Statistician
Mr D.Venkatasawmy
Senior Statistical officer
Central Business Register Unit
Statistics Mauritius
Tel: (230)211 2316/17
Fax: (230)211 4150
Email: csobr@mail.gov.mu
Website: <http://statsmauritius.gov.mu>

Technical Notes

1. General

Data compiled in this publication provide the information on demography and trend of business activities in the different economic sectors of the country.

2. Concepts and Coverage

An operator is required to obtain a licence from the Municipal or District Councils or to register with the appropriate Ministry or organisations (e.g Ministry of Education and Human Resources, the Medical Council, the National Transport Authority, the Tourism Authority, etc.) in order to operate. Statistics published in this report pertain only to activities that are either licensed or registered. However, all agricultural related activities, except those in the manufacture of food products, are not covered.

Statistics on licences relate to the number of licences as delivered by the local authorities. Similarly statistics on registrations are those as registered with the appropriate Ministries or organisations. In some cases, an operator may hold both a licence and a registration certificate. To avoid double counting, while compiling statistics on both licences and registrations, such activities have been accounted for in registration only. For example the owner of a bus, besides registering his vehicle with the National Transport Authority may also hold a licence issued by a district council. In the table giving figures for both licences and registrations, the activity of the bus owner is accounted for in registration only.

3. Classification and presentation of data

To cater for the wide range and diverse business activities and for classification purposes, each activity has been assigned an activity code according to the National Standard Industrial Classification of Economic Activities (NSIC), which is an adapted version of the International Standard Industrial Classification of Economic Activities (ISIC), Rev. 3, 1990.

The NSIC consists of 5 levels of classification namely:

Level 1	Section:	17 sections identified by one of the letters A to Q
Level 2	Division:	56 divisions identified by the first 2 digits
Level 3	Group:	151 groups identified by the first 3 digits
Level 4	Classes:	302 classes identified by the first 4 digits
Level 5	Sub-classes:	548 sub-classes identified by the 5 digits

The 17 sections are as follows:

Section	Description	Division
A	Agriculture, hunting and forestry	01 and 02
B	Fishing	05
C	Mining and quarrying	14
D	Manufacturing	15 – 37
E	Electricity, gas and water supply	40 and 41
F	Construction	45
G	Wholesale and retail trade; repair of motor vehicles, motorcycles and personal and households goods	50 – 52
H	Hotels and restaurants	55
I	Transport, storage and communications	60 – 64
J	Financial intermediation	65 – 67
K	Real estate, renting and business activities	70 – 74
L	Public administration and defence; compulsory social security	75
M	Education	80
N	Health and social work	85
O	Other community, social and personal service activities	90 – 93
P	Private households with employed persons	95
Q	Extra-territorial organisations and bodies	99

3. Data sources

Licences: - Municipalities and District Councils

- Registrations:**
- National Transport Authority (Public transport)
 - Ministry of Education and Human Resources (Private schools)
 - Judicial Department (Legal activities)
 - Professional Councils (Medical Practitioners, Dentists, Architects, etc.)
 - Board of Investment (Freeport companies)
 - Financial Services Commission (Offshore Companies)
 - The Police Department (Driving schools)
 - Tourism Authority
 - Beach Authority

Table 1 - Evolution of licences between July 2010 and June 2011

NSIC	Industry group	Number			
		2010 ¹ (as at June)	July 2010 to June 2011		2011 ² (as at June)
			Issued	Cancelled	
	Total	101,690	7,571	2,931	106,330
C	Mining and quarrying	5	0	0	5
D	Manufacturing	7,820	681	217	8,284
E	Electricity, gas and water supply	1	0	0	1
F	Construction	1,781	181	40	1,922
G	Wholesale and retail trade; repair of motor vehicles, personal and household goods	68,778	5,063	2,019	71,822
H	Hotels and restaurants	5,946	580	203	6,323
I	Transport, storage and communications	5,648	50	18	5,680
J	Financial intermediation	566	45	18	593
K	Real estate, renting and business activities	4,823	536	248	5,111
M	Education	454	3	1	456
N	Health and social work	393	32	12	413
O	Other community, social and personal service activities	5,475	400	155	5,720

¹ Revised

² Provisional

Table 2 - Licences by industry group and district as at June 2011¹

NSIC	Industry group	Number									All districts
		Port - Louis	P/Wilhelms	Pamplemousses	Riv. du Rempart	Moka	Flacq	Grand Port	Savanne	Black - River	
	Total	18,035	30,188	9,801	10,944	5,908	12,050	9,188	4,907	5,309	106,330
C	Mining and quarrying	0	0	0	0	0	0	0	0	5	5
D	Manufacturing	1,295	2,453	875	769	466	852	706	462	406	8,284
E	Electricity, gas and water supply	0	0	0	0	0	0	1	0	0	1
F	Construction	197	738	113	76	129	276	195	125	73	1,922
G	Wholesale and retail trade; repair of motor vehicles, personal and household goods	12,210	20,786	7,033	7,973	4,076	8,454	5,484	2,765	3,041	71,822
H	Hotels and restaurants	829	1,671	680	738	369	784	615	327	310	6,323
I	Transport, storage and communications	994	1,107	240	315	156	403	1,149	522	794	5,680
J	Financial intermediation	151	152	38	59	21	69	55	23	25	593
K	Real estate, renting and business activities	1,392	1,312	384	522	339	373	259	127	403	5,111
M	Education	130	199	13	19	18	36	20	6	15	456
N	Health and social work	90	196	21	38	14	13	13	6	22	413
O	Other community, social and personal services	747	1,574	404	435	320	790	691	544	215	5,720

¹ Provisional

Table 3 - Registrations by industry group and district as at June 2011¹

NSIC	Industry group	Number									
		Port - Louis	P/Wilhems	Pamplemousses	Riv. du Rempart	Moka	Flacq	Grand Port	Savanne	Black - River	All districts
	Total	6,275	7,881	4,313	4,274	1,783	3,716	1,947	1,183	1,630	33,002
C	Mining and quarrying	0	0	0	0	0	0	0	0	0	0
D	Manufacturing	7	1	0	2	0	2	2	2	1	17
E	Electricity, gas and water supply	0	0	1	0	0	2	0	1	0	4
F	Construction	0	0	0	0	0	0	0	0	0	0
G	Wholesale and retail trade; repair of motor vehicles, personal and household goods	215	0	238	111	0	195	81	45	248	1,133
H	Hotels and restaurants	128	312	334	440	31	225	158	58	393	2,079
I	Transport, storage and communications	3,874	5,518	3,000	3,165	1,295	2,681	1,388	928	520	22,369
J	Financial intermediation	4	1	0	0	0	0	0	0	0	5
K	Real estate, renting and business activities	1,739	980	282	160	344	36	73	25	88	3,727
M	Education	176	388	114	87	63	124	91	52	37	1,132
N	Health and social work	131	678	97	58	50	92	39	32	11	1,188
O	Other community, social and personal services	1	3	247	251	0	359	115	40	332	1,348

¹ Provisional

Table 4 - Adjusted¹ licences and registrations by industry group as at June, 2010 and 2011

NSIC	Industry group	Number					
		2010			2011 ²		
		Licences only	Registrations	Total	Licences only	Registrations	Total
	Total	95,536	32,609	128,145	100,191	33,002	133,193
C	Mining and quarrying	5	0	5	5	0	5
D	Manufacturing	7,817	18	7,835	8,280	17	8,297
E	Electricity, gas and water supply	1	4	5	1	4	5
F	Construction	1,781	0	1,781	1,922	0	1,922
G	Wholesale and retail trade; repair of motor vehicles, personal and household goods	68,778	1,155	69,933	71,822	1,133	72,955
H	Hotels and restaurants	5,946	2,127	8,073	6,323	2,079	8,402
I	Transport, storage and communications	504	22,277	22,781	536	22,369	22,905
J	Financial intermediation	566	6	572	593	5	598
K	Real estate, renting and business activities	3,962	3,556	7,518	4,250	3,727	7,977
M	Education	452	1,150	1,602	454	1,132	1,586
N	Health and social work	249	976	1,225	271	1,188	1,459
O	Other community, social and personal service activities	5,475	1,340	6,815	5,734	1,348	7,082

¹ Some activities are both licensed and registered. To avoid double counting such activities are included under registrations only.

² Provisional

Fig. 3: Adjusted licences and registrations by industry group as at June 2011

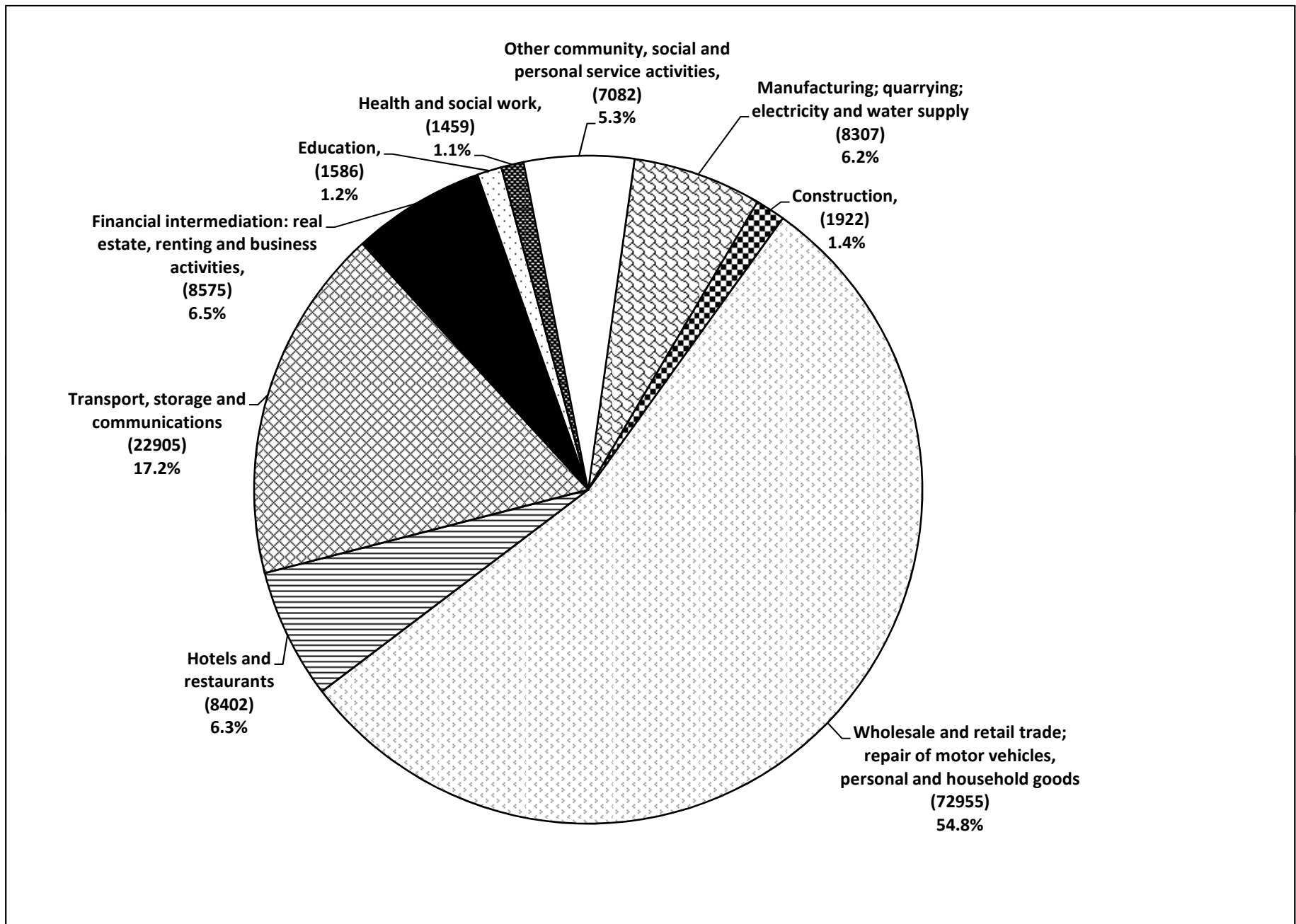


Table 5 - Adjusted¹ licences and registrations by industry group and region as at June 2011²

		Number		
NSIC	Industry group	Urban	Rural	All regions
	Total	60,030	73,163	133,193
C	Mining and quarrying	0	5	5
D	Manufacturing	3,756	4,541	8,297
E	Electricity, gas and water supply	0	5	5
F	Construction	935	987	1,922
G	Wholesale and retail trade; repair of motor vehicles, personal and household goods	33,211	39,744	72,955
H	Hotels and restaurants	2,940	5,462	8,402
I	Transport, storage and communications	9,797	13,108	22,905
J	Financial intermediation	308	290	598
K	Real estate, renting and business activities	4,869	3,108	7,977
M	Education	892	694	1,586
N	Health and social work	983	476	1,459
O	Other community, social and personal service activities	2,339	4,743	7,082

¹ Some activities are both licensed and registered. To avoid double counting such activities are included under registrations only.

² Provisional

Table 6 - Adjusted¹ licences and registrations by industry group and district as at June 2011²

Number

NSIC	Industry group	Port - Louis	P/Wilhems	Pamplemousses	Riv. du Rempart	Moka	Flacq	Grand Port	Savanne	Black - River	All districts
	Total	23,069	36,961	13,889	14,781	7,537	15,353	10,030	5,567	6,006	133,193
C	Mining and quarrying	0	0	0	0	0	0	0	0	5	5
D	Manufacturing	1,302	2,454	875	770	466	853	707	463	407	8,297
E	Electricity, gas and water supply	0	0	1	0	0	2	1	1	0	5
F	Construction	197	738	113	76	129	276	195	125	73	1,922
G	Wholesale and retail trade; repair of motor vehicles, personal and household goods	12,425	20,786	7,271	8,084	4,076	8,649	5,565	2,810	3,289	72,955
H	Hotels and restaurants	957	1,983	1,014	1,178	400	1,009	773	385	703	8,402
I	Transport, storage and communications	4,148	5,649	3,032	3,169	1,300	2,686	1,441	931	549	22,905
J	Financial intermediation	155	153	38	59	21	69	55	23	25	598
K	Real estate, renting and business activities	2,648	2,221	654	573	680	397	324	152	328	7,977
M	Education	306	586	126	106	81	160	111	58	52	1,586
N	Health and social work	173	810	114	80	64	103	52	35	28	1,459
O	Other community, social and personal services	758	1,581	651	686	320	1,149	806	584	547	7,082

¹ Some activities are both licensed and registered. To avoid double counting such activities are included under registrations only.

² Provisional

Table 7.1 - Adjusted¹ licences and registrations by activity and district for industry group 'Manufacturing' as at June 2011²

NSIC	Activity	Number									
		Port - Louis	P/Wilhelms	Pamplemousses	Riv. du Rempart	Moka	Flacq	Grand Port	Savanne	Black - River	All districts
	Total	1,302	2,454	875	770	466	853	707	463	407	8,297
15 & 16	Food product, beverages and tobacco	273	648	248	222	138	233	234	169	123	2,288
17 & 18	Textiles and wearing apparel	233	604	198	222	164	274	154	129	66	2,044
19	Tanning and dressing of leather & footwear	49	46	19	6	6	7	12	6	5	156
20, 36101- 36109	Wood product including furniture	150	350	77	67	44	106	90	38	32	954
21,22	Paper product, publishing and printing	147	121	27	16	10	12	15	9	25	382
23	Coke, refined petroleum products and nuclear fuel	1	0	0	0	0	1	0	0	1	3
24	Chemicals and chemical products	22	22	16	7	5	5	7	3	14	101
25	Rubber and plastic products	76	48	17	17	7	7	23	13	9	217
26	Non-metallic mineral products	19	19	29	3	6	15	14	2	15	122
27, 28, 29	Basic & fabricated metals and machinery, n.e.c	99	247	104	99	31	54	56	36	29	755
30000	Office equipment	9	8	1	0	0	0	2	1	0	21
31, 32	Electrical machinery, apparatus, radio & tv equipment	11	7	4	1	2	0	2	0	3	30
33	Medical optical instrument, watches and clocks	7	24	8	10	4	7	1	1	2	64
34, 35	Motor vehicles, trailers and other transport equipment	6	5	0	3	2	0	2	0	1	19
36911- 36919	Jewellery and related products	107	163	53	52	25	85	48	39	12	584
36920- 36999	Manufacturing, n.e.c.	89	140	69	45	22	47	46	17	70	545
37	Recycling	4	2	5	0	0	0	1	0	0	12

¹ Some activities are both licensed and registered. To avoid double counting such activities are included under registrations only.

² Provisional

Table 7.2 - Adjusted¹ licences and registrations by activity and district for industry group 'Electricity, gas and water supply' as at June 2011²

NSIC	Activity	Number									
		P - Louis	P/Wilhems	Pamp.	R.Rempart	Moka	Flacq	G - Port	Savanne	B - River	All districts
40 & 41	Electricity, gas and water supply	0	0	1	0	0	2	1	1	0	5

Table 7.3 - Adjusted¹ licences and registrations by activity and district for industry group 'Construction' as at June 2011²

NSIC	Activity	Number									
		P - Louis	P/Wilhems	Pamp.	R.Rempart	Moka	Flacq	G - Port	Savanne	B - River	All districts
4520	Construction	197	738	113	76	129	276	195	125	73	1,922

Table 7.4 - Adjusted¹ licences and registrations by activity and district for industry group 'Hotels and restaurants' as at June 2011²

NSIC	Activity	Number									
		P - Louis	P/Wilhems	Pamp.	R.Rempart	Moka	Flacq	G - Port	Savanne	B - River	All districts
	Total	957	1,983	1,014	1,178	400	1,009	773	385	703	8,402
55101 - 55109	Hotels and boarding houses	28	88	205	299	1	101	83	19	280	1,104
55201 - 55202	Restaurants	100	224	129	141	30	124	75	39	113	975
55203	Bars	91	292	148	198	115	248	211	115	56	1,474
55204 - 55209	Canteens and other eating places	738	1,379	532	540	254	536	404	212	254	4,849

¹ Some activities are both licensed and registered. To avoid double counting such activities are included under registrations only.

² Provisional

Table 7.5 - Adjusted¹ licences and registrations by activity and district for industry group 'Wholesale and retail trade; repair of motor vehicles, personal and household goods' as at June 2011²

NSIC	Activity	Number									
		P - Louis	P/Wilhems	Pamplémousses	R.Rempart	Moka	Flacq	G - Port	Savanne	B - River	All districts
	Total	12,425	20,786	7,271	8,084	4,076	8,649	5,565	2,810	3,289	72,955
501 & 502	Sale and repairs of motor vehicles	160	297	94	66	54	101	68	44	46	930
503	Sale of motor vehicle spare parts and accessories	235	290	79	54	32	63	59	28	34	874
504	Sale and repairs of motorcycles/spare parts	118	142	57	47	17	58	44	31	8	522
505	Retail sale of automotive fuel	20	61	12	21	9	20	15	8	7	173
51	Wholesaler/Commission Agent except of motor vehicles	2,473	3,502	598	577	606	1,135	518	314	458	10,181
5211	General retailer foodstuff and non-foodstuff	1,238	2,744	1,240	1,211	456	902	1,040	554	378	9,763
5219	General retailer non-foodstuff (non-specialised)	1,764	2,374	418	742	324	800	372	201	208	7,203
5220	Retail sale of food, beverages and tobacco	1,354	3,271	1,108	1,044	736	1,503	1,067	595	515	11,193
5231	Retail sale of pharmaceutical goods	72	165	28	25	16	31	34	16	10	397
5232	Retail sale of textiles and footwear	565	487	64	131	41	80	116	42	53	1,579
5233	Retail sale of household appliances	208	267	42	54	19	70	75	31	32	798
5234	Retail of hardware, paints and glass	274	361	139	121	61	158	98	65	45	1,322
5235	Sale of furniture	35	206	80	66	37	68	48	27	18	585
5236	Bookshop	46	105	22	18	10	21	15	4	4	245
5237	Jewellers shop	53	70	21	48	5	20	6	0	18	241
5239	Retail sale in specialised stores	362	809	273	275	147	349	241	124	141	2,721
5240	Retail sale of second-hand goods in stores	7	4	3	1	0	0	2	0	0	17
5252	Retail at market place and fairs	1,989	4,760	1,926	2,712	1,121	2,038	916	248	580	16,290
5259	Hawkers, street vendors and mobile victualler	1,261	529	963	800	335	1,112	763	453	688	6,904
5260	Repair of personal and household goods	191	342	104	71	50	120	68	25	46	1,017

¹ Some activities are both licensed and registered. To avoid double counting such activities are included under registrations only.

² Provisional

Table 7.6 - Adjusted¹ licences and registrations by activity and district for industry group 'Transport, storage and communications' as at June 2011²

NSIC	Activity	Number									
		Port - Louis	P/Wilhems	Pamplemousses	Riv. du Rempart	Moka	Flacq	Grand Port	Savanne	Black - River	All districts
	Total	4,148	5,649	3,032	3,169	1,300	2,686	1,441	931	549	22,905
60211 - 60219	Bus transport	684	1,956	605	527	357	534	433	258	83	5,437
60221	Taxi car	1,127	1,677	583	809	248	1,434	523	249	262	6,912
60222-60229	Other non scheduled passenger land transport	0	2	1	0	0	0	0	0	0	3
60231 - 60239	Freight transport by road	1,921	1,749	1,762	1,754	672	678	421	412	126	9,495
63010 - 63030 & 63090	Supporting and auxilliary transport activities	282	128	32	4	5	5	51	3	28	538
63041 - 63042	Travel agencies and tour operators	129	134	49	75	18	35	12	9	49	510
64	Post and telecommunications	5	3	0	0	0	0	1	0	1	10

¹ Some activities are both licensed and registered. To avoid double counting such activities are included under registrations only.

² Provisional

Table 7.7 - Adjusted¹ licences and registrations by activity and district for industry group 'Financial intermediation; real estate and business activities, as at June 2011²

NSIC	Activity	Number									
		P - Louis	P/Wilhems	Pamplemousses	R.Rempart	Moka	Flacq	G - Port	Savanne	B - River	All districts
	Total	2,803	2,374	692	632	701	466	379	175	353	8,575
65	Financial intermediation except insurance & pension funding	53	90	21	31	10	20	34	12	10	281
66	Insurance and pension funding except compulsory social security	58	38	4	10	6	25	8	9	5	163
67	Activities auxiliary to financial intermediation	44	25	13	18	5	24	13	2	10	154
70	Real estate activities	104	163	49	99	42	44	18	12	50	581
71	Renting of machinery and equipment	984	1,127	417	309	419	203	186	95	148	3,888
72	Computer and related activities	115	182	44	43	16	41	56	17	34	548
74111	Attorney	156	0	0	0	0	0	0	0	0	156
74112	Notary	58	0	0	0	0	0	0	0	0	58
74113	Barrister	499	0	0	0	0	0	0	0	0	499
74121 & 74122	Accounting and tax consultancy	46	21	3	2	3	2	2	1	1	81
7413	Market research and public opinion polling	2	1	0	0	0	0	0	0	0	3
7414	Business and management consultancy activities	348	193	38	44	49	48	15	9	23	767
74211	Engineer	5	21	0	0	2	0	1	0	2	31
74212 & 74213	Quantity and land surveyors	29	31	1	0	1	3	1	0	0	66
74214	Architect	33	70	6	7	8	2	2	1	3	132
7422	Motor surveyors	51	37	7	6	5	5	2	0	6	119
74300	Advertising	33	42	8	6	3	2	0	0	3	97
749	Business activities, n.e.c	185	333	81	57	132	47	41	17	58	951

¹ Some activities are both licensed and registered. To avoid double counting such activities are included under registrations only.

² Provisional

Table 7.8 - Adjusted¹ licences and registrations by activity and district for industry group 'Education; health and social work; community, social and personal service activities' as at June 2011²

NSIC	Activity	Number									
		P - Louis	P/Wilhems	Pamplemousses	R.Rempart	Moka	Flacq	G - Port	Savanne	B - River	All districts
	Total	1,237	2,977	891	872	465	1,412	969	677	627	10,127
80101	Pre-Primary	98	226	84	70	35	89	71	43	28	744
80102	Primary	10	29	6	5	6	10	5	3	4	78
80210	Secondary	20	47	8	7	7	6	7	2	2	106
80220	Vocational training centre	109	175	9	14	15	28	13	2	14	379
8030	Higher education	19	34	3	0	1	3	0	0	1	61
80901 - 80909	Adult & other education	50	75	16	10	17	24	15	8	3	218
85121 - 85122	Medical practitioner	110	548	62	44	34	62	35	23	10	928
85123	Dentist	21	130	35	14	16	30	4	9	1	260
85124 - 85320	Optician; other health and social work activities	42	132	17	22	14	11	13	3	17	271
90	Sewage and refuse disposal, sanitation and similar activities	5	3	1	2	2	4	4	1	3	25
91	Activities of membership organisations n.e.c	6	26	7	20	0	0	2	0	8	69
92	Recreational cultural & sporting activities	327	533	378	379	203	898	620	487	405	4,230
93	Other service activities	420	1,019	265	285	115	247	180	96	131	2,758

¹ Some activities are both licensed and registered. To avoid double counting such activities are included under registrations only.

² Provisional