

Business Activity Statistics, July 2009 - June 2010

Introduction

Statistics on business activities undertaken in the Island of Mauritius are compiled mainly from administrative records. They cover activities which are either licensed with the local authorities (registered with the appropriate municipalities and district councils) or organisations such as the Medical and Dental Council, the National Transport Authority, the Tourism Authority, etc. All agricultural activities are presently excluded.

It is to be noted that statistics on business activity presented in this publication refer to the total number of licensed or registered activities and not to the total number of operation units or enterprises.

With the coming into operation of the Business Registration and Business Facilitation Acts on the 1st October 2006 and amendments brought to various regulations, several trades have been grouped under different clusters. As a result, an operator may carry out several activities grouped within the same cluster without having to hold separate licences.

Consequently, statistics on licences and registrations collected prior to 1st October 2006 are not strictly comparable with those collected after that date. Care should therefore be taken when comparing figures presented in this publication with figures published prior to October 2006.

2. Evolution of licences between July 2009 and June 2010

The total number of licences as at June 2010 was to 101,697, representing an increase of around 7% over the figure of 94,609 as at end of June 2009 (Table 1). During the period July 2009 to June 2010, some 9,798 new licences

were issued, the majority of which (6,542 or 67%) was in the industry group 'Wholesale and retail trade; repair of motor vehicles, personal and household goods'. For the period under review 2,710 licences were cancelled.

Table 2 gives the distribution of licences by industry group and district.

3. Registrations by industry group and district

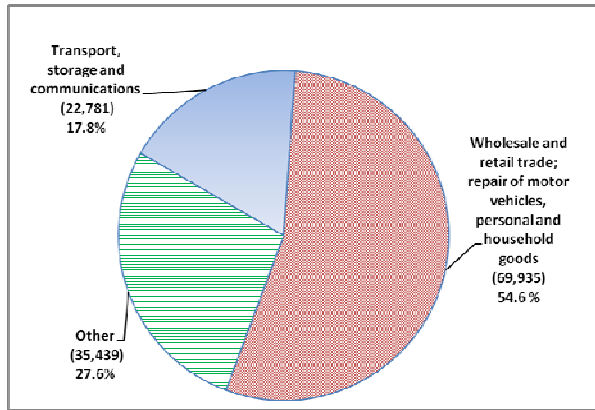
The number of registered activities increased by 3% from 31,618 in June 2009 to reach 32,609 in June 2010. This represents an increase of 991 activities of which 289 (29%) were from the industry group 'Real estate, renting and business activities', 285 (29%) from the group 'Health and social work' and 239 (24%) from the group 'Transport, storage and communications'.

4. Adjusted licences and registrations

Table 4 shows the total number of licences and registrations as at June 2010, adjusted for double counting. Activities which are both licensed and registered are included in registrations only.

The total number of adjusted licences and registrations increased by around 7% from 120,076 in June 2009 to 128,155 in June 2010. An analysis by industry group, shows that the majority of activities (69,935 or 55%) falls under the group 'Wholesale and retail trade; repair of motor vehicles, personal and household goods', followed by 'Transport, storage and communications' with 22,781 activities (18%).

Fig.1: Adjusted licences and registrations by industry group as at June 2010



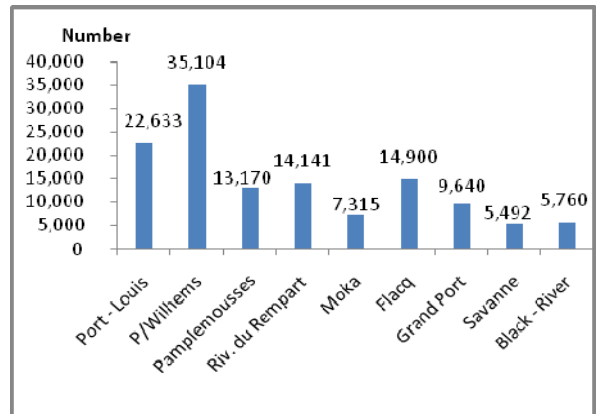
5. Adjusted licences and registrations by industry group and region

Table 5 shows the distribution of adjusted licences and registrations by industry group and region (urban and rural). The number of activities was higher (55%) in rural areas compared to urban ones. Activities predominant in the rural regions were from the industry groups 'Other community, social and personal service activities' (67%), 'Hotels and restaurants' (65%) and 'Transport, storage and communications' (57%). On the other hand, activities pertaining to the following industry groups were found mostly in the urban areas: 'Health and social work' (71%), 'Real estate, renting and business activities' (61%) and 'Education' (55%).

6. Adjusted licences and registrations by industry group and district

Table 6 shows that the district of Plaines Wilhems accounted for the highest number of adjusted licences and registrations (35,104 or 27%), followed by the district of Port Louis (22,633 or 18%) whilst the district of Savanne had the smallest number with 5,492 (4%) of activities.

Fig.2: Adjusted licences and registrations by district as at June 2010



7. Adjusted licences and registrations by activity, district and industry group

Tables 7.1 to 7.8 give a breakdown of the adjusted licences and registrations for the different industry groups, by activity and district

Central Statistics Office
Ministry of Finance and Economic Development
Port-Louis
Mauritius

November 2010

Contact Persons

Mr B. Unmar
 Statistician

Mr D.Venkatasawmy
 Senior Statistical officer
 Central Business Register Unit
 Central Statistics Office
 Tel: (230)211 2316/17
 Fax: (230)211 4150
 Email: cso_cbr@mail.gov.mu

Technical Notes

1. General

Data compiled in this publication provide the information on demography and trend of business activities in the different economic sectors of the country.

2. Concepts and Coverage

An operator is required to obtain a licence from the Municipal or District Councils or to register with the appropriate Ministry or organisations (e.g Ministry of Education and Human Resources, the Medical Council, the National Transport Authority, the Tourism Authority, etc.) in order to operate. Statistics published in this report pertain only to activities that are either licensed or registered. However, all agricultural related activities, except those in the manufacture of food products, are not covered.

Statistics on licences relate to the number of licences as delivered by the local authorities. Similarly statistics on registrations are those as registered with the appropriate Ministries or organisations. In some cases, an operator may hold both a licence and a registration certificate. To avoid double counting, while compiling statistics on both licences and registrations, such activities have been accounted for in registration only. For example the owner of a bus, besides registering his vehicle with the National Transport Authority may also hold a licence issued by a district council. In the table giving figures for both licences and registrations, the activity of the bus owner is accounted for in registration only.

3. Classification and presentation of data

To cater for the wide range and diverse business activities and for classification purposes, each activity has been assigned an activity code according to the National Standard Industrial Classification of Economic Activities (NSIC), which is an adapted version of the International Standard Industrial Classification of Economic Activities (ISIC), Rev. 3, 1990.

The NSIC consists of 5 levels of classification namely:

Level 1	Section:	17 sections identified by one of the letters A to Q
Level 2	Division:	56 divisions identified by the first 2 digits
Level 3	Group:	151 groups identified by the first 3 digits
Level 4	Classes:	302 classes identified by the first 4 digits
Level 5	Sub-classes:	548 sub-classes identified by the 5 digits

The 17 sections are as follows:

Section	Description	Division
A	Agriculture, hunting and forestry	01 and 02
B	Fishing	05
C	Mining and quarrying	14
D	Manufacturing	15 – 37
E	Electricity, gas and water supply	40 and 41
F	Construction	45
G	Wholesale and retail trade; repair of motor vehicles, motorcycles and personal and households goods	50 – 52
H	Hotels and restaurants	55
I	Transport, storage and communications	60 – 64
J	Financial intermediation	65 – 67
K	Real estate, renting and business activities	70 – 74
L	Public administration and defence; compulsory social security	75
M	Education	80
N	Health and social work	85
O	Other community, social and personal service activities	90 – 93
P	Private households with employed persons	95
Q	Extra-territorial organisations and bodies	99

3. Data sources

Licences: - Municipalities and District Councils

- Registrations:**
- National Transport Authority (Public transport)
 - Ministry of Education and Human Resources (Private schools)
 - Judicial Department (Legal activities)
 - Professional Councils (Medical Practitioners, Dentists, Architects, etc.)
 - Board of Investment (Freeport companies)
 - Financial Services Commission (Offshore Companies)
 - The Police Department (Driving schools)
 - Tourism Authority
 - Beach Authority

Table 1 - Evolution of licences between July 2009 and June 2010

NSIC	Industry group	Number			
		2009 ¹	July 2009 to June 2010		2010 ²
		(as at June)	Issued	Cancelled	(as at June)
	Total	94,609	9,798	2,710	101,697
C	Mining and quarrying	5	0	0	5
D	Manufacturing	7,209	824	208	7,825
E	Electricity, gas and water supply	1	0	0	1
F	Construction	1,548	286	53	1,781
G	Wholesale and retail trade; repair of motor vehicles, personal and household goods	64,139	6,542	1,901	68,780
H	Hotels and restaurants	5,478	668	200	5,946
I	Transport, storage and communications	5,620	49	21	5,648
J	Financial intermediation	502	75	13	564
K	Real estate, renting and business activities	4,302	696	175	4,823
M	Education	451	6	3	454
N	Health and social work	350	49	6	393
O	Other community, social and personal service activities	5,004	603	130	5,477

¹ Revised

² Provisional

Table 2 - Licences by industry group and district as at June 2010¹

Number

NSIC	Industry group	Port - Louis	P/Wilhems	Pamplemousses	Riv. du Rempart	Moka	Flacq	Grand Port	Savanne	Black - River	All districts
	Total	17,727	28,457	9,157	10,312	5,714	11,719	8,811	4,764	5,036	101,697
C	Mining and quarrying	0	0	0	0	0	0	0	0	5	5
D	Manufacturing	1,278	2,344	771	694	444	809	668	433	384	7,825
E	Electricity, gas and water supply	0	0	0	0	0	0	1	0	0	1
F	Construction	186	684	105	69	124	259	178	110	66	1,781
G	Wholesale and retail trade; repair of motor vehicles, personal and household goods	12,040	19,560	6,644	7,583	3,943	8,228	5,235	2,691	2,856	68,780
H	Hotels and restaurants	800	1,558	609	667	345	760	594	321	292	5,946
I	Transport, storage and communications	989	1,089	236	315	155	403	1,145	521	795	5,648
J	Financial intermediation	151	139	35	56	21	68	51	23	20	564
K	Real estate, renting and business activities	1,328	1,198	353	476	349	369	244	125	381	4,823
M	Education	131	196	13	19	18	36	20	6	15	454
N	Health and social work	91	189	18	34	12	13	12	5	19	393
O	Other community, social and personal services	733	1,500	373	399	303	774	663	529	203	5,477

¹ Provisional

Table 3 - Registrations by industry group and district as at June 2010¹

		Number									
NSIC	Industry group	Port - Louis	P/Wilhems	Pamplémousses	Riv. du Rempart	Moka	Flacq	Grand Port	Savanne	Black - River	All districts
	Total	6,158	7,761	4,238	4,265	1,755	3,592	1,933	1,250	1,657	32,609
C	Mining and quarrying	0	0	0	0	0	0	0	0	0	0
D	Manufacturing	9	1	0	2	0	2	1	2	1	18
E	Electricity, gas and water supply	0	0	1	0	0	2	0	1	0	4
F	Construction	0	0	0	0	0	0	0	0	0	0
G	Wholesale and retail trade; repair of motor vehicles, personal and household goods	220	0	239	106	0	210	75	39	266	1,155
H	Hotels and restaurants	129	327	354	468	21	227	154	53	394	2,127
I	Transport, storage and communications	3,854	5,498	2,981	3,150	1,285	2,675	1,385	928	521	22,277
J	Financial intermediation	3	3	0	0	0	0	0	0	0	6
K	Real estate, renting and business activities	1,647	951	265	147	332	35	71	24	84	3,556
M	Education	173	386	108	101	80	114	88	53	47	1,150
N	Health and social work	115	589	60	48	37	63	30	24	10	976
O	Other community, social and personal services	8	6	230	243	0	264	129	126	334	1,340

¹ Provisional

Table 4 - Adjusted¹ licences and registrations by industry group as at June, 2009 and 2010

NSIC	Industry group	2009			2010 ²		
		Licences only	Registrations	Total	Licences only	Registrations	Total
	Total	88,458	31,618	120,076	95,546	32,609	128,155
C	Mining and quarrying	5	0	5	5	0	5
D	Manufacturing	7,202	18	7,220	7,825	18	7,843
E	Electricity, gas and water supply	1	4	5	1	4	5
F	Construction	1,548	0	1,548	1,781	0	1,781
G	Wholesale and retail trade; repair of motor vehicles, personal and household goods	64,139	1,145	65,284	68,780	1,155	69,935
H	Hotels and restaurants	5,478	1,998	7,476	5,946	2,127	8,073
I	Transport, storage and communications	475	22,038	22,513	504	22,277	22,781
J	Financial intermediation	502	4	506	564	6	570
K	Real estate, renting and business activities	3,444	3,267	6,711	3,962	3,556	7,518
M	Education	449	1,153	1,602	452	1,150	1,602
N	Health and social work	211	691	902	249	976	1,225
O	Other community, social and personal service activities	5,004	1,300	6,304	5,477	1,340	6,817

¹ Some activities are both licensed and registered. To avoid double counting such activities are included under registrations only.

² Provisional

Fig. 3: Adjusted licences and registrations by industry group as at June 2010

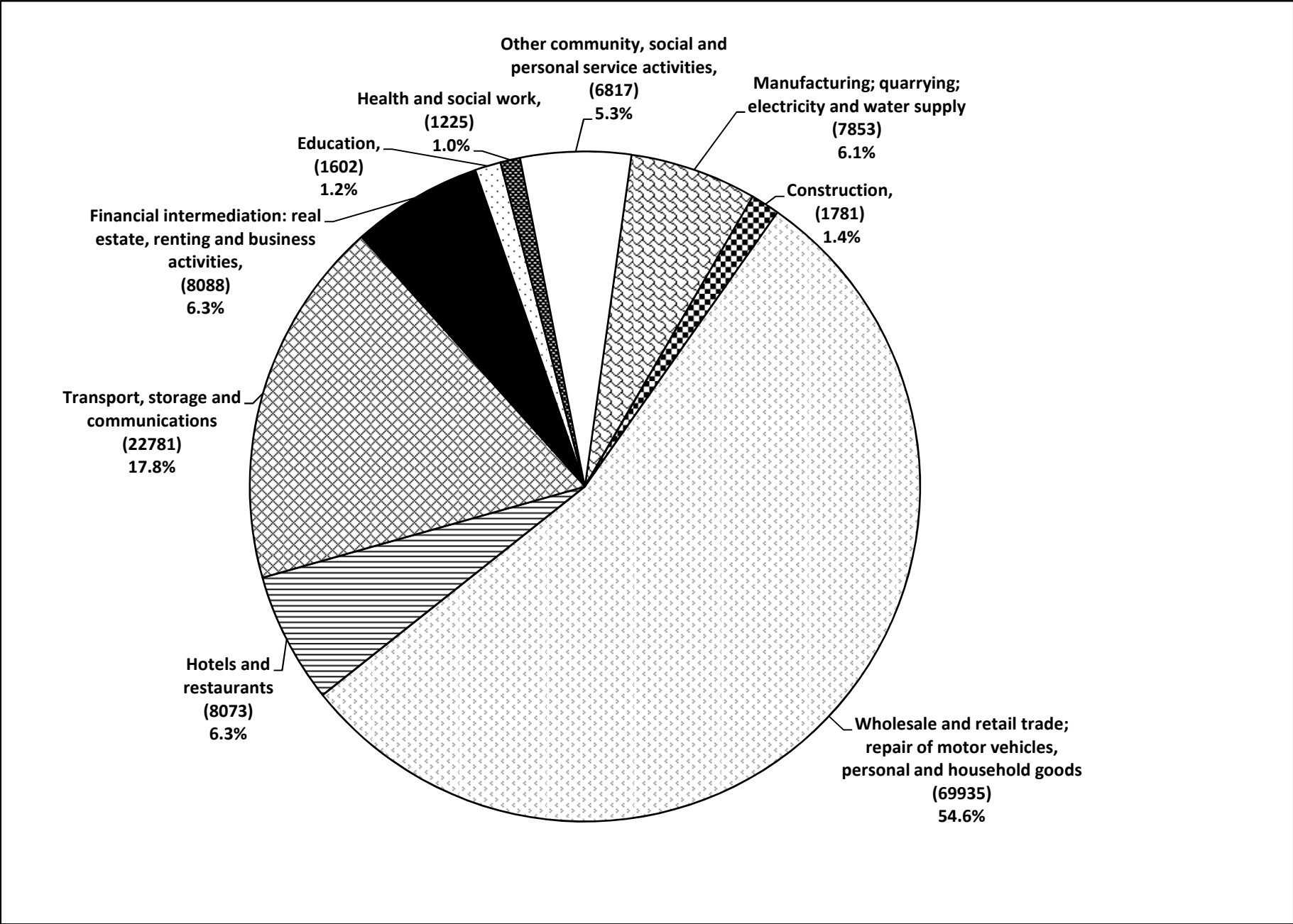


Table 5 - Adjusted¹ licences and registrations by industry group and region as at June 2010²

		Number		
NSIC	Industry group	Urban	Rural	All regions
	Total	57,737	70,418	128,155
C	Mining and quarrying	0	5	5
D	Manufacturing	3,632	4,211	7,843
E	Electricity, gas and water supply	0	5	5
F	Construction	870	911	1,781
G	Wholesale and retail trade; repair of motor vehicles, personal and household goods	31,820	38,115	69,935
H	Hotels and restaurants	2,814	5,259	8,073
I	Transport, storage and communications	9,734	13,047	22,781
J	Financial intermediation	296	274	570
K	Real estate, renting and business activities	4,569	2,949	7,518
M	Education	885	717	1,602
N	Health and social work	870	355	1,225
O	Other community, social and personal service activities	2,247	4,570	6,817

¹ Some activities are both licensed and registered. To avoid double counting such activities are included under registrations only.

² Provisional

Table 6 - Adjusted¹ licences and registrations by industry group and district as at June 2010²

Number

NSIC	Industry group	Port - Louis	P/Wilhems	Pamplemousses	Riv. du Rempart	Moka	Flacq	Grand Port	Savanne	Black - River	All districts
	Total	22,633	35,104	13,170	14,141	7,315	14,900	9,640	5,492	5,760	128,155
C	Mining and quarrying	0	0	0	0	0	0	0	0	5	5
D	Manufacturing	1,287	2,345	771	696	444	811	669	435	385	7,843
E	Electricity, gas and water supply	0	0	1	0	0	2	1	1	0	5
F	Construction	186	684	105	69	124	259	178	110	66	1,781
G	Wholesale and retail trade; repair of motor vehicles, personal and household goods	12,260	19,560	6,883	7,689	3,943	8,438	5,310	2,730	3,122	69,935
H	Hotels and restaurants	929	1,885	963	1,135	366	987	748	374	686	8,073
I	Transport, storage and communications	4,123	5,611	3,009	3,154	1,289	2,680	1,434	930	551	22,781
J	Financial intermediation	154	142	35	56	21	68	51	23	20	570
K	Real estate, renting and business activities	2,491	2,078	606	514	678	393	307	149	302	7,518
M	Education	304	581	120	120	98	150	108	59	62	1,602
N	Health and social work	158	712	74	66	49	74	42	26	24	1,225
O	Other community, social and personal services	741	1,506	603	642	303	1,038	792	655	537	6,817

¹ Some activities are both licensed and registered. To avoid double counting such activities are included under registrations only.

² Provisional

Table 7.1 - Adjusted¹ licences and registrations by activity and district for industry group 'Manufacturing' as at June 2010²

NSIC	Activity										Number
		Port - Louis	P/Wilhelms	Pamplemousses	Riv. du Rempart	Moka	Flacq	Grand Port	Savanne	Black - River	All districts
	Total	1,287	2,345	771	696	444	811	669	435	385	7,843
15 & 16	Food product, beverages and tobacco	262	600	208	195	127	219	218	153	109	2,091
17 & 18	Textiles and wearing apparel	224	590	167	195	158	251	148	126	64	1,923
19	Tanning and dressing of leather & footwear	48	40	19	5	6	6	10	5	5	144
20, 36101- 36109	Wood product including furniture	149	345	69	66	43	107	86	37	32	934
21,22	Paper product, publishing and printing	148	107	26	16	10	12	15	9	25	368
23	Coke, refined petroleum products and nuclear fuel	1	0	0	0	0	1	0	0	1	3
24	Chemicals and chemical products	21	22	15	7	5	5	5	1	13	94
25	Rubber and plastic products	78	48	16	17	7	7	24	13	9	219
26	Non-metallic mineral products	19	17	25	3	6	14	14	2	14	114
27, 28, 29	Basic & fabricated metals and machinery, n.e.c	99	238	89	89	28	52	51	31	30	707
30000	Office equipment	8	8	1	0	0	0	3	1	0	21
31, 32	Electrical machinery, apparatus, radio & tv equipment	13	7	4	1	2	0	1	0	3	31
33	Medical optical instrument, watches and clocks	7	24	8	9	4	8	1	1	2	64
34, 35	Motor vehicles, trailers and other transport equipment	5	6	0	3	2	0	2	0	1	19
36911- 36919	Jewellery and related products	112	159	53	49	25	84	47	37	10	576
36920- 36999	Manufacturing, n.e.c.	89	132	66	41	21	45	42	19	67	522
37	Recycling	4	2	5	0	0	0	2	0	0	13

¹ Some activities are both licensed and registered. To avoid double counting such activities are included under registrations only.

² Provisional

Table 7.2 - Adjusted¹ licences and registrations by activity and district for industry group 'Electricity, gas and water supply' as at June 2010²

NSIC	Activity	Number									
		P - Louis	P/Wilhems	Pamp.	R.Rempart	Moka	Flacq	G - Port	Savanne	B - River	All districts
40 & 41	Electricity, gas and water supply	0	0	1	0	0	2	1	1	0	5

Table 7.3 - Adjusted¹ licences and registrations by activity and district for industry group 'Construction' as at June 2010²

NSIC	Activity	Number									
		P - Louis	P/Wilhems	Pamp.	R.Rempart	Moka	Flacq	G - Port	Savanne	B - River	All districts
4520	Construction	186	684	105	69	124	259	178	110	66	1,781

Table 7.4 - Adjusted¹ licences and registrations by activity and district for industry group 'Hotels and restaurants' as at June 2010²

NSIC	Activity	Number									
		P - Louis	P/Wilhems	Pamp.	R.Rempart	Moka	Flacq	G - Port	Savanne	B - River	All districts
	Total	929	1,885	963	1,135	366	987	748	374	686	8,073
55101 - 55109	Hotels and boarding houses	29	96	214	322	2	106	87	15	278	1,149
55201 - 55202	Restaurants	100	231	140	146	19	121	67	38	116	978
55203	Bars	96	298	149	200	116	251	217	119	56	1,502
55204 - 55209	Canteens and other eating places	704	1,260	460	467	229	509	377	202	236	4,444

¹ Some activities are both licensed and registered. To avoid double counting such activities are included under registrations only.

² Provisional

Table 7.5 - Adjusted¹ licences and registrations by activity and district for industry group 'Wholesale and retail trade; repair of motor vehicles, personal and household goods' as at June 2010²

NSIC	Activity	Number									
		P - Louis	P/Wilhems	Pamplemousses	R.Rempart	Moka	Flacq	G - Port	Savanne	B - River	All districts
	Total	12,260	19,560	6,883	7,689	3,943	8,438	5,310	2,730	3,122	69,935
501 & 502	Sale and repairs of motor vehicles	150	282	87	62	52	93	59	40	40	865
503	Sale of motor vehicle spare parts and accessories	236	272	70	47	33	64	53	27	32	834
504	Sale and repairs of motorcycles/spare parts	119	140	53	43	15	53	43	31	6	503
505	Retail sale of automotive fuel	20	60	12	21	8	20	15	8	7	171
51	Wholesaler/Commission Agent except of motor vehicles	2,426	3,057	542	515	565	1,055	462	306	421	9,349
5211	General retailer foodstuff and non-foodstuff	1,147	2,468	1,084	1,058	413	818	968	527	344	8,827
5219	General retailer non-foodstuff (non-specialised)	1,828	2,389	422	736	326	799	369	202	197	7,268
5220	Retail sale of food, beverages and tobacco	1,390	3,263	1,085	1,029	735	1,518	1,064	589	510	11,183
5231	Retail sale of pharmaceutical goods	69	158	23	23	15	28	32	16	9	373
5232	Retail sale of textiles and footwear	521	404	57	121	29	60	110	42	36	1,380
5233	Retail sale of household appliances	212	257	40	51	18	67	70	31	28	774
5234	Retail of hardware, paints and glass	272	343	122	114	61	149	100	63	40	1,264
5235	Sale of furniture	36	207	76	67	37	69	48	29	17	586
5236	Bookshop	46	101	22	17	10	19	15	4	4	238
5237	Jewellers shop	44	69	21	40	5	20	5	0	18	222
5239	Retail sale in specialised stores	366	781	255	261	139	340	227	119	134	2,622
5240	Retail sale of second-hand goods in stores	7	5	3	1	0	0	2	0	0	18
5252	Retail at market place and fairs	1,856	4,441	1,872	2,633	1,100	2,022	871	233	556	15,584
5259	Hawkers, street vendors and mobile victualler	1,336	531	939	779	333	1,126	731	438	680	6,893
5260	Repair of personal and household goods	179	332	98	71	49	118	66	25	43	981

¹ Some activities are both licensed and registered. To avoid double counting such activities are included under registrations only.

² Provisional

Table 7.6 - Adjusted¹ licences and registrations by activity and district for industry group 'Transport, storage and communications' as at June 2010²

NSIC	Activity										Number
		Port - Louis	P/Wilhems	Pamplemousses	Riv. du Rempart	Moka	Flacq	Grand Port	Savanne	Black - River	All districts
	Total	4,123	5,611	3,009	3,154	1,289	2,680	1,434	930	551	22,781
60211 - 60219	Bus transport	686	1,962	607	529	358	535	434	258	83	5,452
60221	Taxi car	1,127	1,677	583	809	248	1,434	523	249	262	6,912
60231 - 60239	Freight transport by road	1,896	1,728	1,740	1,733	666	671	416	407	125	9,382
63010 - 63030 & 63090	Supporting and auxilliary transport activities	279	109	28	7	4	5	49	6	31	518
63041 - 63042	Travel agencies and tour operators	131	131	51	76	13	35	12	10	48	507
64	Post and telecommunications	4	4	0	0	0	0	0	0	2	10

¹ Some activities are both licensed and registered. To avoid double counting such activities are included under registrations only.

² Provisional

Table 7.7 - Adjusted¹ licences and registrations by activity and district for industry group 'Financial intermediation; real estate and business activities, as at June 2010²

NSIC	Activity	Number									
		P - Louis	P/Wilhems	Pamplemousses	R.Rempart	Moka	Flacq	G - Port	Savanne	B - River	All districts
	Total	2,645	2,220	641	570	699	461	358	172	322	8,088
65	Financial intermediation except insurance & pension funding	51	85	20	30	10	20	34	12	7	269
66	Insurance and pension funding except compulsory social security	58	34	4	14	6	26	9	9	3	163
67	Activities auxiliary to financial intermediation	45	23	11	12	5	22	8	2	10	138
70	Real estate activities	100	158	46	85	48	43	14	10	43	547
71	Renting of machinery and equipment	961	1,107	402	299	411	207	188	99	142	3,816
72	Computer and related activities	102	154	35	43	16	42	49	14	28	483
74111	Attorney	154	0	0	0	0	0	0	0	0	154
74112	Notary	58	0	0	0	0	0	0	0	0	58
74113	Barrister	444	0	0	0	0	0	0	0	0	444
74121 & 74122	Accounting and tax consultancy	49	17	3	2	3	2	1	1	1	79
7413	Market research and public opinion polling	2	1	0	0	0	0	0	0	0	3
7414	Business and management consultancy activities	342	180	27	24	55	47	14	9	27	725
74211	Engineer	5	20	0	0	2	0	0	0	1	28
74212 & 74213	Quantity and land surveyors	29	34	1	0	1	3	1	0	0	69
74214	Architect	31	71	5	5	7	2	2	1	4	128
7422	Motor surveyors	51	35	8	6	5	5	2	0	7	119
74300	Advertising	35	36	7	6	3	2	0	0	3	92
749	Business activities, n.e.c	128	265	72	44	127	40	36	15	46	773

¹ Some activities are both licensed and registered. To avoid double counting such activities are included under registrations only.

² Provisional

Table 7.8 - Adjusted¹ licences and registrations by activity and district for industry group 'Education; health and social work; community, social and personal service activities' as at June 2010²

NSIC	Activity	Number									
		P - Louis	P/Wilhems	Pamplemousses	R.Rempart	Moka	Flacq	G - Port	Savanne	B - River	All districts
	Total	1,203	2,799	797	828	450	1,262	942	740	623	9,644
80101	Pre-Primary	94	231	79	85	56	85	68	44	39	781
80102	Primary	10	29	6	5	6	10	5	3	4	78
80210	Secondary	20	47	8	7	7	7	7	3	2	108
80220	Vocational training centre	110	175	9	14	15	28	13	2	14	380
8030	Higher education	18	32	3	0	1	2	0	0	1	57
80901 - 80909	Adult & other education	52	67	15	9	13	18	15	7	2	198
85121 - 85122	Medical practitioner	95	474	35	35	25	39	27	16	9	755
85123	Dentist	20	115	25	13	12	24	3	8	1	221
85124 - 85320	Optician; other health and social work activities	43	123	14	18	12	11	12	2	14	249
90	Sewage and refuse disposal, sanitation and similar activities	5	3	1	2	2	4	5	2	3	27
91	Activities of membership organisations n.e.c	7	23	7	18	0	0	2	0	7	64
92	Recreational cultural & sporting activities	329	531	361	368	199	809	619	565	403	4,184
93	Other service activities	400	949	234	254	102	225	166	88	124	2,542

¹ Some activities are both licensed and registered. To avoid double counting such activities are included under registrations only.

² Provisional