

# Business Activity Statistics, July 2008 - June 2009

## Introduction

Statistics on business activities undertaken in the Island of Mauritius are compiled mainly from administrative records. They cover activities which are either licensed with the local authorities (registered with the appropriate municipalities and district councils) or organisations such as the Medical and Dental Council, the National Transport Authority, the Tourism Authority, etc. All agricultural activities are presently excluded.

It is to be noted that statistics on business activity presented in this publication refer to the total number of licensed or registered activities and not to the total number of operation units or enterprises.

With the coming into operation of the Business Registration and Business Facilitation Acts on the 1<sup>st</sup> of October 2006 and amendments brought to various regulations, several trades have been grouped under different clusters. As a result, an operator may carry out several activities grouped within the same cluster without having to hold separate licences.

Consequently, statistics on licences and registrations collected prior to 1<sup>st</sup> October 2006 are not strictly comparable with those collected after that date. Care should therefore be taken when comparing figures presented in this publication with figures published prior to October 2006.

## 2. Evolution of licences between July 2008 and June 2009

The total number of licences as at June 2009 worked out to 94,606, representing an increase of 6% over the figure of 89,597 as at end of June 2008 (Table 1). During the period July 2008 to June 2009, 7,653 new licences were issued, the majority of which

(4,946 or 65%) was in the industry group 'Wholesale and retail trade; repair of motor vehicles, personal and household goods'. For the period under review 2,644 licences were cancelled.

Table 2 gives the distribution of licences by industry group and district.

## 3. Registrations by industry group and district

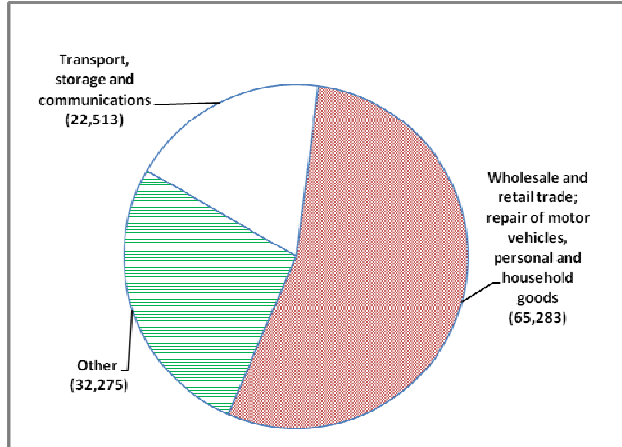
The number of registered activities increased by 7% from 29,591 in June 2008 to reach 31,618 in June 2009. This represents an increase of 2,027 activities of which 658 (32%) were from the industry group 'Transport, storage and communications', 564 (28%) from the industry group 'Hotels and restaurants' and 421 (21%) from the group 'Real estate, renting and business activities'.

## 4. Adjusted licences and registrations

Table 4 shows the total number of licensed and registered activities as at June 2009, adjusted for double counting. Activities which are both licensed and registered are included in registrations only.

The total number of adjusted licensed and registered activities went up by 6% from 113,051 in June 2008 to 120,071 in June 2009. An analysis by industry group, shows that the majority of activities (65,283 or 54%) falls under the group 'Wholesale and retail trade; repair of motor vehicles, personal and household goods', followed by 'Transport, storage and communications' with 22,513 activities (19%).

**Fig.1: Number of licences and registrations by industry group as at June 2009**



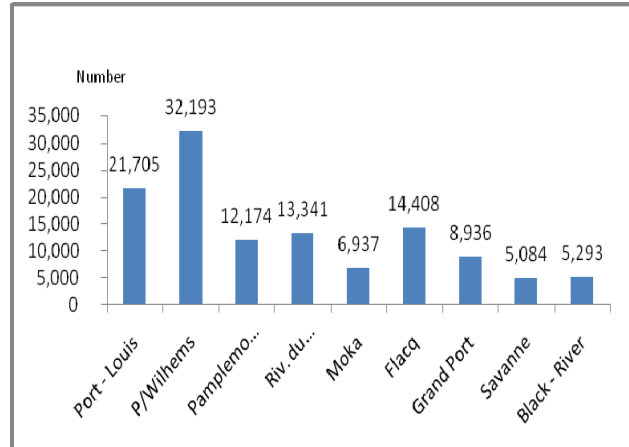
### 5. Distribution of adjusted licences and registrations by industry group and region

Table 5 shows the distribution of adjusted licensed and registered activities by industry group and region (urban and rural). The number of activities was slightly higher (55%) in rural areas compared to urban ones. Activities predominant in the rural regions were from the industry groups 'Other community, social and personal service activities' (66%) and 'Hotels and restaurants' (65%). On the other hand, activities pertaining to the following industry groups were found mostly in the urban areas: 'Health and social work' (74%), 'Real estate, renting and business activities' (63%) and 'Education' (56%).

### 6. Distribution of adjusted licences and registrations by activity, district and industry group

Table 6 shows that the district of Plaines Wilhems accounted for the highest number of licensed and registered activities (32,193 or 27%), followed by the district of Port Louis (21,705 or 18%) whilst the district of Savanne had the smallest number with 5,084 or 4% of activities.

**Fig.2: Licences and registrations by district as at June 2009**



### 7. Licences and registrations by activity, district and industry group

Tables 7.1 to 7.8 give a breakdown of the licensed and registered activities for the different industry groups, by activity and district.

**Central Statistics Office**  
**Ministry of Finance and Economic Empowerment**  
**Port-Louis**  
**Mauritius**

**November 2009**

#### Contact Persons

Mr S. Haulcooree  
 Statistician

Mr D.Venkatasawmy  
 Senior Statistical officer  
 Central Business Register Unit

Tel: (212) 2316/17

Fax: (212) 211 4150

Email: [cs\\_o\\_cbr@mail.gov.mu](mailto:cs_o_cbr@mail.gov.mu)

Website: <http://statsmauritius.gov.mu>

## Technical Notes

### 1. General

Data compiled in this publication provide the information on demography and trend of business activities in the different economic sectors of the country.

### 2. Concepts and Coverage

An operator is required to obtain a licence from the Municipal or District Councils or to register with the appropriate Ministry or organisations (e.g Ministry of Education and Human Resources, the Medical Council, the National Transport Authority, the Tourism Authority, etc.) in order to operate. Statistics published in this report pertain only to activities that are either licensed or registered. However, all agricultural related activities, except those in the manufacture of food products, are not covered.

Statistics on licences relate to the number of licences as delivered by the local authorities. Similarly statistics on registrations are those as registered with the appropriate Ministries or organisations. In some cases, an operator may hold both a licence and a registration certificate. To avoid double counting, while compiling statistics on both licences and registrations, such activities have been accounted for in registration only. For example the owner of a bus, besides registering his vehicle with the National Transport Authority may also hold a licence issued by a district council. In the table giving figures for both licences and registrations, the activity of the bus owner is accounted for in registration only.

### 3. Classification and presentation of data

To cater for the wide range and diverse business activities and for classification purposes, each activity has been assigned an activity code according to the **National Standard Industrial classification of Economic Activities (NSIC)**, which is an adapted version of the International Standard Industrial Classification (ISIC), Rev. 3, 1990.

The NSIC consists of 5 levels of classification namely:

Level 1	<b>Section:</b>	17 sections identified by one of the letters A to Q
Level 2	<b>Division:</b>	56 divisions identified by the first 2 digits
Level 3	<b>Group:</b>	151 groups identified by the first 3 digits
Level 4	<b>Classes:</b>	302 classes identified by the first 4 digits
Level 5	<b>Sub-classes:</b>	548 sub-classes identified by the 5 digits

The 17 sections are as follows:

<b>Section</b>	<b>Description</b>	<b>Division</b>
A	Agriculture, Hunting & Forestry	01 and 02
B	Fishing	05
C	Mining & Quarrying	14
D	Manufacturing	15 – 37
E	Electricity, Gas & Water supply	40 and 41
F	Construction	45
G	Wholesale and Retail trade; Repair of motor vehicles, motorcycles & personal and households goods	50 – 52
H	Hotels and Restaurants	55
I	Transport, Storage & Communications	60 – 64
J	Financial Intermediation	65 – 67
K	Real Estate, Renting & Business activities	70 – 74
L	Public administration & Defence; Compulsory Social security	75
M	Education	80
N	Health & Social work	85
O	Other Community, Social & Personal service Activities	90 – 93
P	Private households with employed persons	95
Q	Extra-territorial organisations & bodies	99

### 3. Data sources

**Licences:** - Municipalities and District Councils

- Registrations:**
- National Transport Authority (Public transport)
  - Ministry of Education, Culture and Human Resources (Private schools)
  - Judicial Department (Legal activities)
  - Professional Councils (Medical Practitioners, Dentists, Architects, etc.)
  - Customs Department (Freeport companies)
  - Financial Services Commission (Offshore Companies)
  - The Police Department (Driving schools)
  - Tourism Authority
  - Beach Authority

**Table 1 - Evolution of licences between July 2008 and June 2009**

NSIC	Industrial group	Number			
		2008 <sup>1</sup>	July 2008 to June 2009		2009 <sup>2</sup>
		(as at June)	Issued	Cancelled	(as at June)
	<b>Total</b>	<b>89,597</b>	<b>7,653</b>	<b>2,644</b>	<b>94,606</b>
C	Mining and quarrying	5	0	0	5
D	Manufacturing	6,716	714	224	<b>7,206</b>
E	Electricity, gas and water supply	1	0	0	<b>1</b>
F	Construction	1,333	248	33	<b>1,548</b>
G	Wholesale and retail trade; repair of motor vehicles, personal and household goods	60,936	4,946	1,744	<b>64,138</b>
H	Hotels and restaurants	5,163	528	212	<b>5,479</b>
I	Transport, storage and communications	5,606	40	27	<b>5,619</b>
J	Financial intermediation	469	56	23	<b>502</b>
K	Real estate, renting and business activities	3,908	583	188	<b>4,303</b>
M	Education	453	2	4	<b>451</b>
N	Health and social work	324	36	10	<b>350</b>
O	Other community, social and personal service activities	4,683	500	179	<b>5,004</b>

<sup>1</sup> Revised

<sup>2</sup> Provisional

**Table 2 - Licences by industry group and district as at June 2009<sup>1</sup>**

Number

NSIC	Industry group	Port - Louis	P/Wilhems	Pamplemousses	Riv. du Rempart	Moka	Flacq	Grand Port	Savanne	Black - River	All districts
	<b>Total</b>	<b>16,981</b>	<b>25,821</b>	<b>8,295</b>	<b>9,632</b>	<b>5,416</b>	<b>11,300</b>	<b>8,140</b>	<b>4,384</b>	<b>4,637</b>	<b>94,606</b>
C	Mining and quarrying	0	0	0	0	0	0	0	0	5	<b>5</b>
D	Manufacturing	1,222	2,187	673	606	419	770	590	387	352	<b>7,206</b>
E	Electricity, gas and water supply	0	0	0	0	0	0	1	0	0	<b>1</b>
F	Construction	180	612	92	60	109	229	135	74	57	<b>1,548</b>
G	Wholesale and retail trade; repair of motor vehicles, personal and household goods	11,553	17,546	6,112	7,188	3,791	7,958	4,875	2,509	2,606	<b>64,138</b>
H	Hotels and restaurants	755	1,423	527	593	335	724	544	302	276	<b>5,479</b>
I	Transport, storage and communications	980	1,079	232	316	155	403	1,140	520	794	<b>5,619</b>
J	Financial intermediation	145	122	26	52	18	62	38	23	16	<b>502</b>
K	Real estate, renting and business activities	1,228	1,063	295	428	281	360	209	109	330	<b>4,303</b>
M	Education	130	193	13	20	18	36	20	6	15	<b>451</b>
N	Health and social work	88	167	15	30	8	15	9	3	15	<b>350</b>
O	Other community, social and personal services	700	1,429	310	339	282	743	579	451	171	<b>5,004</b>

<sup>1</sup> Provisional

**Table 3 - Registrations by industry group and district as at June 2009<sup>1</sup>**

Number

NSIC	Industry group	Port - Louis	P/Wilhems	Pamplémousses	Riv. du Rempart	Moka	Flacq	Grand Port	Savanne	Black - River	All districts
	<b>Total</b>	<b>5,976</b>	<b>7,488</b>	<b>4,102</b>	<b>4,145</b>	<b>1,674</b>	<b>3,519</b>	<b>1,904</b>	<b>1,223</b>	<b>1,587</b>	<b>31,618</b>
C	Mining and quarrying	0	0	0	0	0	0	0	0	0	<b>0</b>
D	Manufacturing	8	1	0	2	0	2	2	2	1	<b>18</b>
E	Electricity, gas and water supply	0	0	1	0	0	2	0	1	0	<b>4</b>
F	Construction	0	0	0	0	0	0	0	0	0	<b>0</b>
G	Wholesale and retail trade; repair of motor vehicles, personal and household goods	226	0	235	106	0	201	78	40	259	<b>1,145</b>
H	Hotels and restaurants	124	308	325	441	21	214	143	46	376	<b>1,998</b>
I	Transport, storage and communications	3,800	5,475	2,932	3,103	1,265	2,658	1,378	915	512	<b>22,038</b>
J	Financial intermediation	3	1	0	0	0	0	0	0	0	<b>4</b>
K	Real estate, renting and business activities	1,530	870	241	130	304	31	65	22	74	<b>3,267</b>
M	Education	184	399	112	91	58	124	93	56	36	<b>1,153</b>
N	Health and social work	94	430	33	34	26	34	17	16	7	<b>691</b>
O	Other community, social and personal services	7	4	223	238	0	253	128	125	322	<b>1,300</b>

<sup>1</sup> Provisional



**Table 4 - Licences<sup>1</sup> and registrations by industry group as at June, 2008 and 2009**

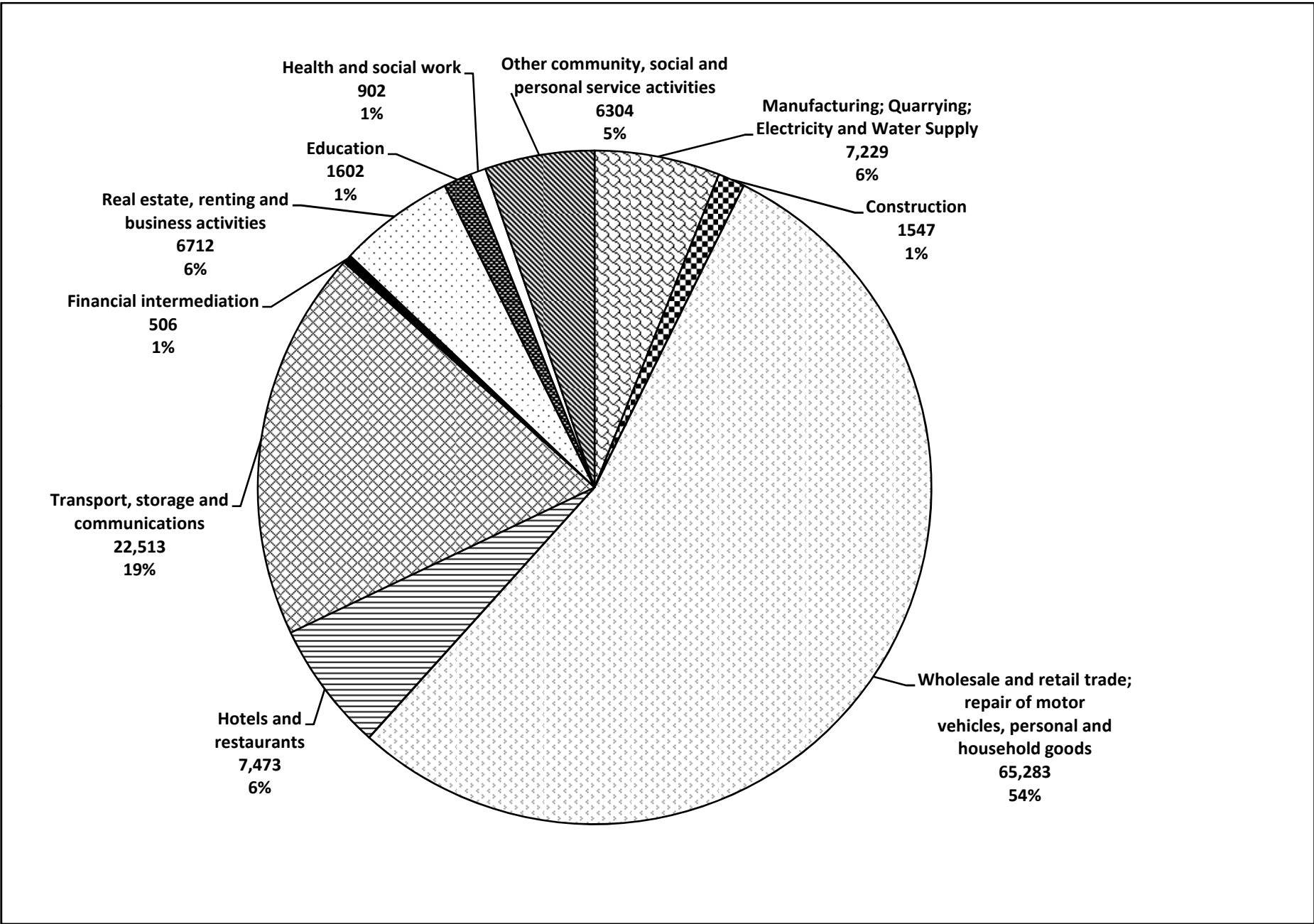
NSIC	Activity	2008 <sup>2</sup>			2009 <sup>3</sup>		
		Licences only	Registrations	Total	Licences only	Registrations	Total
	<b>Total</b>	<b>83,460</b>	<b>29,591</b>	<b>113,051</b>	<b>88,453</b>	<b>31,618</b>	<b>120,071</b>
C	Mining and quarrying	5	0	5	5	0	5
D	Manufacturing	6,711	20	6,731	7,201	18	7,219
E	Electricity, gas and water supply	1	4	5	1	4	5
F	Construction	1,333	0	1,333	1,547	0	1,547
G	Wholesale and retail trade; repair of motor vehicles, personal and household goods	60,936	980	61,916	64,138	1,145	65,283
H	Hotels and restaurants	5,160	1,434	6,594	5,475	1,998	7,473
I	Transport, storage and communications	471	21,380	21,851	475	22,038	22,513
J	Financial intermediation	469	9	478	502	4	506
K	Real estate, renting and business activities	3,054	2,846	5,900	3,445	3,267	6,712
M	Education	451	1,150	1,601	449	1,153	1,602
N	Health and social work	186	673	859	211	691	902
O	Other community, social and personal service activities	4,683	1,095	5,778	5,004	1,300	6,304

<sup>1</sup> Adjusted - some activities are both licensed and registered. To avoid double counting such activities are included under registrations only.

<sup>2</sup> Revised

<sup>3</sup> Provisional

**Fig. 3: Total number of licences and registrations by industry group as at June 2009**



**Table 5 - Licences<sup>1</sup> and registrations by industry group and region as at June 2009<sup>2</sup>**

		Number		
NSIC	Industry group	Urban	Rural	Total
	<b>Total</b>	<b>53,898</b>	<b>66,173</b>	<b>120,071</b>
C	Mining and quarrying	0	5	5
D	Manufacturing	3,418	3,801	7,219
E	Electricity, gas and water supply	0	5	5
F	Construction	791	756	1,547
G	Wholesale and retail trade; repair of motor vehicles, personal and household goods	29,325	35,958	65,283
H	Hotels and restaurants	2,606	4,867	7,473
I	Transport, storage and communications	9,638	12,875	22,513
J	Financial intermediation	271	235	506
K	Real estate, renting and business activities	4,138	2,574	6,712
M	Education	905	697	1,602
N	Health and social work	666	236	902
O	Other community, social and personal service activities	2,140	4,164	6,304

<sup>1</sup> Adjusted - some activities are both licensed and registered. To avoid double counting such activities are included under registrations only.

<sup>2</sup> Provisional

**Table 6 - Licences<sup>1</sup> and registrations by industry group and district as at June 2009<sup>2</sup>**

Number

NSIC	Industry group	Port - Louis	P/Wilhems	Pamplemousses	Riv. du Rempart	Moka	Flacq	Grand Port	Savanne	Black - River	All districts
	<b>Total</b>	<b>21,705</b>	<b>32,193</b>	<b>12,174</b>	<b>13,341</b>	<b>6,937</b>	<b>14,408</b>	<b>8,936</b>	<b>5,084</b>	<b>5,293</b>	<b>120,071</b>
C	Mining and quarrying	0	0	0	0	0	0	0	0	5	<b>5</b>
D	Manufacturing	1,230	2,188	673	608	419	772	588	388	353	<b>7,219</b>
E	Electricity, gas and water supply	0	0	1	0	0	2	1	1	0	<b>5</b>
F	Construction	180	611	92	60	109	229	135	74	57	<b>1,547</b>
G	Wholesale and retail trade; repair of motor vehicles, personal and household goods	11,779	17,546	6,347	7,294	3,791	8,159	4,953	2,549	2,865	<b>65,283</b>
H	Hotels and restaurants	879	1,727	852	1,034	356	938	687	348	652	<b>7,473</b>
I	Transport, storage and communications	4,060	5,578	2,956	3,108	1,269	2,663	1,422	916	541	<b>22,513</b>
J	Financial intermediation	148	123	26	52	18	62	38	23	16	<b>506</b>
K	Real estate, renting and business activities	2,274	1,864	524	449	583	380	266	131	241	<b>6,712</b>
M	Education	314	591	124	111	76	160	113	62	51	<b>1,602</b>
N	Health and social work	134	532	46	48	34	47	26	16	19	<b>902</b>
O	Other community, social and personal services	707	1,433	533	577	282	996	707	576	493	<b>6,304</b>

<sup>1</sup> Adjusted - some activities are both licensed and registered. To avoid double counting such activities are included under registrations only.

<sup>2</sup> Provisional

**Table 7.1 - Licences<sup>1</sup> and registrations by activity and district for industry group 'Manufacturing' as at June 2009<sup>2</sup>**

NSIC	Industry group	Number									
		Port - Louis	P/Wilhems	Pamplémousses	Riv. du Rempart	Moka	Flacq	Grand Port	Savanne	Black - River	All districts
	<b>Total</b>	<b>1,230</b>	<b>2,188</b>	<b>673</b>	<b>608</b>	<b>419</b>	<b>772</b>	<b>588</b>	<b>388</b>	<b>353</b>	<b>7,219</b>
15 & 16	Food product, beverages and tobacco	241	521	171	161	111	208	181	126	95	<b>1,815</b>
17 & 18	Textiles and wearing apparel	208	538	133	158	153	234	135	117	52	<b>1,728</b>
19	Tanning and dressing of leather & footwear	49	41	17	4	7	6	9	5	5	<b>143</b>
20, 36101- 36109	Wood product including furniture	147	341	65	64	43	105	84	36	31	<b>916</b>
21,22	Paper product, publishing and printing	143	103	24	16	10	13	15	9	23	<b>356</b>
23	Coke, refined petroleum products and nuclear fuel	0	0	0	0	0	1	0	0	1	<b>2</b>
24	Chemicals and chemical products	21	23	14	7	4	2	3	0	13	<b>87</b>
25	Rubber and plastic products	81	48	16	17	7	8	23	13	9	<b>222</b>
26	Non-metallic mineral products	19	15	25	3	6	14	12	2	13	<b>109</b>
27, 28, 29	Basic & fabricated metals and machinery, n.e.c	90	229	81	86	26	49	41	25	29	<b>656</b>
30000	Office equipment	8	8	0	0	0	0	0	0	0	<b>16</b>
31, 32	Electrical machinery, apparatus, radio & tv equipment	13	7	4	1	2	0	1	0	2	<b>30</b>
33	Medical optical instrument, watches and clocks	6	23	8	9	4	8	0	1	2	<b>61</b>
34, 35	Motor vehicles, trailers and other transport equipment	5	6	0	3	2	0	1	0	1	<b>18</b>
36911- 36919	Jewellery and related products	106	155	51	47	24	79	40	37	10	<b>549</b>
36920- 36999	Manufacturing, n.e.c.	89	128	61	31	20	45	41	17	67	<b>499</b>
37	Recycling	4	2	3	1	0	0	2	0	0	<b>12</b>

<sup>1</sup> Adjusted - some activities are both licensed and registered. To avoid double counting such activities are included under registrations only.

<sup>2</sup> Provisional

**Table 7.2 - Licences<sup>1</sup> and registrations by activity and district for industry group 'Electricity, Gas and Water Supply' as at June 2009<sup>2</sup>**

NSIC	Industry group	Number									
		P - Louis	P/Wilhems	Pamp.	R.Rempart	Moka	Flacq	G - Port	Savanne	B - River	All districts
40 & 41	Electricity, gas and water supply	0	0	1	0	0	2	1	1	0	5

**Table 7.3 - Licences<sup>1</sup> and registrations by activity and district for industry group 'Construction' as at June 2009<sup>2</sup>**

NSIC	Industry group	Number									
		P - Louis	P/Wilhems	Pamp.	R.Rempart	Moka	Flacq	G - Port	Savanne	B - River	All districts
4520	Construction	180	611	92	60	109	229	135	74	57	1,547

**Table 7.4 - Licences<sup>1</sup> and registrations by activity and district for industry group 'Hotels and Restaurants' as at June 2009<sup>2</sup>**

NSIC	Industry group	Number									
		P - Louis	P/Wilhems	Pamp.	R.Rempart	Moka	Flacq	G - Port	Savanne	B - River	All districts
	<b>Total</b>	<b>879</b>	<b>1,727</b>	<b>852</b>	<b>1,034</b>	<b>356</b>	<b>938</b>	<b>687</b>	<b>348</b>	<b>652</b>	<b>7,473</b>
55101 - 55109	Hotels and boarding houses	29	91	200	304	2	94	82	11	263	<b>1,076</b>
55201 - 55202	Restaurants	95	217	125	137	19	120	61	35	113	<b>922</b>
55203	Bars	98	299	152	203	121	256	217	120	61	<b>1,527</b>
55204 - 55209	Canteens and other eating places	657	1,120	375	390	214	468	327	182	215	<b>3,948</b>

<sup>1</sup> Adjusted - some activities are both licensed and registered. To avoid double counting such activities are included under registrations only.

<sup>2</sup> Provisional

**Table 7.5 - Licences<sup>1</sup> and registrations by activity and district for industry group 'Wholesale and retail trade; Repair of motor vehicles, personal and household goods' as at June 2009<sup>2</sup>**

NSIC	Industry group										Number
		P - Louis	P/Wilhelms	Pamplemousses	R.Rempart	Moka	Flacq	G - Port	Savanne	B - River	All districts
	<b>Total</b>	<b>11,779</b>	<b>17,546</b>	<b>6,347</b>	<b>7,294</b>	<b>3,791</b>	<b>8,159</b>	<b>4,953</b>	<b>2,549</b>	<b>2,865</b>	<b>65,283</b>
501 & 502	Sale and repairs of motor vehicles	144	262	70	52	47	89	51	33	37	<b>785</b>
503	Sale of motor vehicle spare parts and accessories	238	254	67	44	34	61	47	24	31	<b>800</b>
504	Sale and repairs of motorcycles/spare parts	117	133	45	36	13	47	42	30	5	<b>468</b>
505	Retail sale of automotive fuel	20	59	11	21	8	20	15	8	6	<b>168</b>
51	Wholesaler/Commission Agent except of motor vehicles	2,347	2,274	432	451	522	985	412	279	362	<b>8,064</b>
5211	General retailer foodstuff and non-foodstuff	958	2,065	884	935	366	747	869	474	271	<b>7,569</b>
5219	General retailer non-foodstuff (non-specialised)	1,922	2,406	420	731	336	807	367	207	200	<b>7,396</b>
5220	Retail sale of food, beverages and tobacco	1,429	3,186	1,055	996	735	1,496	1,031	564	486	<b>10,978</b>
5231	Retail sale of pharmaceutical goods	69	139	21	21	13	26	31	14	8	<b>342</b>
5232	Retail sale of textiles and footwear	477	324	42	102	13	38	81	37	27	<b>1,141</b>
5233	Retail sale of household appliances	202	245	35	44	16	63	67	33	25	<b>730</b>
5234	Retail of hardware, paints and glass	261	317	104	98	59	140	89	56	36	<b>1,160</b>
5235	Sale of furniture	36	207	77	65	36	70	48	29	18	<b>586</b>
5236	Bookshop	48	101	21	18	11	20	15	4	4	<b>242</b>
5237	Jewellers shop	41	65	17	39	5	20	5	0	18	<b>210</b>
5239	Retail sale in specialised stores	338	681	215	226	134	322	212	104	113	<b>2,345</b>
5240	Retail sale of second-hand goods in stores	7	5	3	1	0	0	2	0	0	<b>18</b>
5252	Retail at market place and fairs	1,590	3,988	1,792	2,555	1,066	1,981	832	221	512	<b>14,537</b>
5259	Hawkers, street vendors and mobile victualler	1,368	526	945	786	330	1,113	675	409	667	<b>6,819</b>
5260	Repair of personal and household goods	167	309	91	73	47	114	62	23	39	<b>925</b>

<sup>1</sup> Adjusted - some activities are both licensed and registered. To avoid double counting such activities are included under registrations only.

<sup>2</sup> Provisional

**Table 7.6 - Licences<sup>1</sup> and registrations by activity and district for industry group 'Transport, storage and communications' as at June 2009<sup>2</sup>**

NSIC	Industry group	Number									
		Port - Louis	P/Wilhems	Pamplemousses	Riv. du Rempart	Moka	Flacq	Grand Port	Savanne	Black - River	All districts
	<b>Total</b>	<b>4,060</b>	<b>5,578</b>	<b>2,956</b>	<b>3,108</b>	<b>1,269</b>	<b>2,663</b>	<b>1,422</b>	<b>916</b>	<b>541</b>	<b>22,513</b>
60211 - 60219	Bus Transport	686	1,984	609	532	248	532	437	256	82	<b>5,366</b>
60221	Taxi car	1,130	1,683	584	811	650	1,437	524	249	262	<b>7,330</b>
60231 - 60239	Freight transport by road	1,841	1,679	1,693	1,686	4	655	405	397	123	<b>8,483</b>
63010 - 63030 & 63090	Supporting and auxilliary transport activities	272	100	24	8	9	5	45	5	31	<b>499</b>
63041 - 63042	Travel agencies and tour operators	127	129	46	71	0	34	11	9	42	<b>469</b>
64	Post and telecommunications	4	3	0	0	358	0	0	0	1	<b>366</b>

<sup>1</sup> Adjusted - some activities are both licensed and registered. To avoid double counting such activities are included under registrations only.

<sup>2</sup> Provisional



**Table 7.7 - Licences<sup>1</sup> and registrations by activity and district for industry group 'Financial intermediation; Real estate and business activities, as at June 2009<sup>2</sup>**

NSIC	Industry group	Number									
		P - Louis	P/Wilhems	Pamplemousses	R.Rempart	Moka	Flacq	G - Port	Savanne	B - River	All districts
	<b>Total</b>	<b>2,422</b>	<b>1,987</b>	<b>550</b>	<b>501</b>	<b>601</b>	<b>442</b>	<b>304</b>	<b>154</b>	<b>257</b>	<b>7,218</b>
65	Financial intermediation except insurance & pension funding	44	73	17	29	8	20	26	12	6	<b>235</b>
66	Insurance and pension funding except compulsory social security	58	30	4	14	5	21	6	9	2	<b>149</b>
67	Activities auxiliary to financial intermediation	46	20	5	9	5	21	6	2	8	<b>122</b>
70	Real estate activities	91	133	44	74	37	41	12	7	31	<b>470</b>
71	Renting of machinery and equipment	887	1,027	371	278	378	210	173	95	129	<b>3,548</b>
72	Computer and related activities	79	124	22	27	13	29	39	7	18	<b>358</b>
74111	Attorney	149	0	0	0	0	0	0	0	0	<b>149</b>
74112	Notary	57	0	0	0	0	0	0	0	0	<b>57</b>
74113	Barrister	406	0	0	0	0	0	0	0	0	<b>406</b>
74121 & 74122	Accounting and Tax consultancy	45	19	2	1	1	2	1	0	0	<b>71</b>
7413	Market research and public opinion polling	1	1	0	0	0	0	0	0	0	<b>2</b>
7414	Business and management consultancy activities	299	143	18	16	53	46	12	7	19	<b>613</b>
74211	Engineer	5	19	0	0	1	0	0	0	1	<b>26</b>
74212 & 74213	Quantity and Land surveyors	29	34	1	0	1	3	1	0	0	<b>69</b>
74214	Architect	31	67	5	4	6	2	2	1	3	<b>121</b>
7422	Motor surveyors	53	34	6	6	5	5	2	0	7	<b>118</b>
74300	Advertising	38	30	5	6	3	2	0	0	3	<b>87</b>
749	Business activities, n.e.c	104	233	50	37	85	40	24	14	30	<b>617</b>

<sup>1</sup> Adjusted - some activities are both licensed and registered. To avoid double counting such activities are included under registrations only.

<sup>2</sup> Provisional

**Table 7.8 - Licences<sup>1</sup> and registrations by activity and district for industry group 'Education; Health and Social work; Community, social and personal service activities' as at June 2009<sup>2</sup>**

NSIC	Industry group	Number									
		P - Louis	P/Wilhelms	Pamplenny	R.Rempart	Moka	Flacq	G - Port	Savanne	B - River	All districts
	<b>Total</b>	<b>1,155</b>	<b>2,556</b>	<b>703</b>	<b>736</b>	<b>392</b>	<b>1,203</b>	<b>846</b>	<b>654</b>	<b>563</b>	<b>8,808</b>
80101	Pre-Primary	104	245	84	75	34	95	73	47	28	<b>785</b>
80102	Primary	10	29	6	5	6	10	5	3	4	<b>78</b>
80210	Secondary	20	45	7	7	7	7	7	3	2	<b>105</b>
80220	Vocational training centre	109	177	9	15	15	28	13	2	14	<b>382</b>
8030	Higher education	18	30	3	0	1	2	0	0	1	<b>55</b>
80901 - 80909	Adult & other education	53	65	15	9	13	18	15	7	2	<b>197</b>
85121 - 85122	Medical practitioner	75	345	23	25	18	21	15	11	6	<b>539</b>
85123	Dentist	19	85	10	9	8	13	2	5	1	<b>152</b>
85124 - 85320	Optician, Other health and Social work activities	40	102	13	14	8	13	9	0	12	<b>211</b>
90	Sewage and refuse disposal, sanitation and similar activities	5	2	1	2	2	4	5	2	3	<b>26</b>
91	Activities of membership organisations n.e.c	7	26	7	17	1	0	2	0	8	<b>68</b>
92	Recreational cultural & sporting activities	327	518	331	352	193	792	563	498	383	<b>3,957</b>
93	Other service activities	368	887	194	206	86	200	137	76	99	<b>2,253</b>

<sup>1</sup> Adjusted - some activities are both licensed and registered. To avoid double counting such activities are included under registrations only.

<sup>2</sup> Provisional