


Vol. 18



REPUBLIC OF MAURITIUS

Ministry of Economic Development, Financial Services and Corporate Affairs

CENTRAL STATISTICS OFFICE

DIGEST
OF
EDUCATIONAL STATISTICS 2001

December 2001

(Price : Rs 100.00)

**MINISTRY OF ECONOMIC DEVELOPMENT, FINANCIAL SERVICES
AND CORPORATE AFFAIRS**

CENTRAL STATISTICS OFFICE

**DIGEST OF EDUCATIONAL
STATISTICS**

2001

DIGEST OF EDUCATIONAL STATISTICS – 2001

FOREWORD

This is the eighteenth issue of a yearly publication of the Central Statistics Office on education statistics for the Republic of Mauritius.

Data on pre-primary, primary and secondary education have been collected from all schools in 2001 and processed at the Ministry of Education and Scientific Research. Some data on technical and vocational education and on tertiary education are also included.

It is hoped that the data assembled in this report will prove valuable to all users, in particular to education planners and policy makers. The assistance of the Ministry of Education and Scientific Research in the collection and processing of the information, the Central Information Systems Division in providing technical support and data entry facilities and cooperation of all heads of educational institutions in supplying the basic information are specially acknowledged.

H. BUNDHOO

Director of Statistics

Central Statistics Office
Ministry of Economic Development, Financial Services
And Corporate Affairs
Port Louis
MAURITIUS

December 2001

CONTENTS

| INTRODUCTION | | Page |
|---------------------|--|-------------|
| Contents | | 1 |
| Summary Note | | 7 |
| Table | | |
| 1 | EXPENDITURE ON EDUCATION | |
| 1.1 | Government Recurrent Expenditure on Education, 1999 - 2001 | 17 |
| 1.2 | Government Recurrent Expenditure on Education by sector, 1999 - 2001 | 17 |
| 2 | PRE-PRIMARY EDUCATION | |
| 2.1 | Pre-primary education - Number of schools, pupils, personnel and pupils/teacher ratio, 1997 - 2000 | 21 |
| 2.2.1 | Distribution of pre-primary schools by district and administration, 2001 | 22 |
| 2.2.2 | Distribution of pre-primary schools by region and administration, 2001 | 22 |
| 2.3.1 | Distribution of pre-primary schools by district and enrolment range, 2001 | 23 |
| 2.3.2 | Distribution of pre-primary schools by region and enrolment range, 2001 | 23 |
| 2.4.1 | Distribution of pre-primary schools by district and use of building, 2001 | 24 |
| 2.4.2 | Distribution of pre-primary schools by region and use of building, 2001 | 24 |
| 2.5.1 | Distribution of pre-primary schools by district and facilities available, 2001 | 25 |
| 2.5.2 | Distribution of pre-primary schools by region and facilities available, 2001 | 25 |
| 2.6.1 | Distribution of pre-primary schools by district and type of services offered, 2001 | 26 |
| 2.6.2 | Distribution of pre-primary schools by region and type of services offered, 2001 | 26 |
| 2.7.1 | Enrolment in pre-primary schools by district, age, gender and administration, 2001 | 27 |
| 2.7.2 | Enrolment in pre-primary schools by region, age, gender and administration, 2001 | 28 |
| 2.8.1 | Employment in pre-primary schools by district and occupational status, 2001 | 29 |
| 2.8.2 | Employment in pre-primary schools by region and occupational status, 2001 | 29 |
| 2.9 | Teaching staff in pre-primary schools by type of administration and level of qualification, 2001 | 30 |
| 2.10.1 | Non-teaching staff in pre-primary schools by district and occupational status, 2001 | 31 |
| 2.10.2 | Non-teaching staff in pre-primary schools by region and occupational status, 2001 | 31 |
| 3 | PRIMARY EDUCATION | |
| 3.1 | Primary education - Number of schools, pupils, staff and pupil/teacher ratio, 1997-2001 | 35 |
| 3.2.1 | Distribution of primary schools by district and administration, 2001 | 36 |

| | | |
|--------|--|----|
| 3.2.2 | Distribution of primary schools by region and administration, 2001 | 36 |
| 3.3.1 | Distribution of primary schools by district and ownership of building, 2001 | 37 |
| 3.3.2 | Distribution of primary schools by region and ownership of building, 2001 | 37 |
| 3.4.1 | Distribution of rooms in primary schools by district, administration and use, 2001 | 38 |
| 3.4.2 | Distribution of rooms in primary schools by region, administration and use, 2001 | 39 |
| 3.5.1 | Distribution of primary schools by district, administration and availability of facilities, 2001 | 40 |
| 3.5.2 | Distribution of primary schools by region, administration and availability of facilities, 2001 | 40 |
| 3.6.1 | Distribution of primary schools by district, administration and audio visual equipment available, 2001 | 41 |
| 3.6.2 | Distribution of primary schools by region, administration and audio visual equipment available, 2001 | 41 |
| 3.7.1 | Distribution of primary schools by district and enrolment range, 2001 | 42 |
| 3.7.2 | Distribution of primary schools by region and enrolment range, 2001 | 42 |
| 3.8.1 | Number of sections in primary schools by district, administration and grade, 2001 | 43 |
| 3.8.2 | Number of sections in primary schools by region, administration and grade, 2001 | 44 |
| 3.9.1 | Enrolment in primary schools by administration, gender, district and grade, 2001 | 45 |
| 3.9.2 | Enrolment in primary schools by administration, gender, region and grade, 2001 | 48 |
| 3.10.1 | Enrolment in primary schools by grade and gender, (1999-2001) | 51 |
| 3.10.2 | Enrolment in primary schools by grade, administration and gender, (1999-2001) | 52 |
| 3.11 | Enrolment in primary schools by gender, age and grade, 2001 - Republic of Mauritius | 53 |
| 3.12 | Enrolment in primary schools by gender, age and grade, 2001 - Island of Mauritius | 54 |
| 3.13 | Enrolment in primary schools by gender, age and grade, 2001 - Island of Rodrigues | 55 |
| 3.14.1 | Number and percentage of pupils studying asian language in primary schools by administration, language studied and grade, 2001 | 56 |
| 3.14.2 | Number of pupils by asian language studied, grade and district, 2001 | 57 |
| 3.14.3 | Number of pupils by asian language studied, grade and region, 2001 | 58 |
| 3.15 | Primary enrolment and Gross enrolment ratio by gender, 1992 - 2001 | 59 |
| 3.16.1 | Employment in primary schools by administration, gender, district and occupational status, 2001 | 60 |
| 3.16.2 | Employment in primary schools by administration, gender, region and occupational status, 2001 | 63 |
| 3.17.1 | Teaching staff in primary schools by administration, gender, district and age, 2001 | 66 |
| 3.17.2 | Teaching staff in primary schools by administration, gender, region and age, 2001 | 69 |

| | | |
|----------|--|-----|
| 3.18.1 | General purpose teachers by administration, gender, district and highest educational level, 2001 | 72 |
| 3.18.2 | General purpose teachers by administration, gender, region and highest educational level, 2001 | 75 |
| 3.19 | Teaching staff in primary schools by length of teaching experience, administration and gender, 2001 | 78 |
| 3.20 | Teaching staff in primary schools by gender, district of residence and district of school, 2001 | 79 |
| 3.21 | Pupil / teacher ratio in primary schools (General and language group), 1992 -2001 | 80 |
| 3.22 | Number and percentage of passes at Certificate of Primary Education (CPE) examination by district and gender, 2000 | 81 |
| 3.23 | Number and percentage of passes at CPE examination by subject and gender, 2000 | 82 |
| 3.24 | Number and percentage of passes at CPE examination by district, 1998 - 2000 | 82 |
| 3.25 | Certificate of Primary Education examination results - Republic of Mauritius, 1988 - 2000 | 83 |
| 3.26 | Certificate of Primary Education examination results by subject and grades achieved, 2000 (Republic of Mauritius) | 84 |
| 3.27 | Performance of school candidates at CPE examination by district and sitting, 2000 | 85 |
| 4 | SECONDARY EDUCATION | |
| 4.1 | Secondary Education - Number of schools, pupils, personnel and pupil/teacher ratio, 1997 - 2001 | 89 |
| 4.2.1 | Distribution of secondary schools by district and administration - 2001 | 90 |
| 4.2.2 | Distribution of secondary schools by region and administration - 2001 | 90 |
| 4.3.1 | Distribution of rooms in secondary schools by administration, district and use, 2001 | 91 |
| 4.3.2 | Distribution of rooms in secondary schools by administration, region and use, 2001 | 91 |
| 4.4.1 | Distribution of recreational facilities in secondary schools by district and administration, 2001 | 94 |
| 4.4.2 | Distribution of recreational facilities in secondary schools by region and administration, 2001 | 95 |
| 4.5.1 | Distribution of secondary schools by district and enrolment range, 2001 | 96 |
| 4.5.2 | Distribution of secondary schools by region and enrolment range, 2001 | 96 |
| 4.6.1 | Number of sections in secondary schools by district and grade, 2001 | 97 |
| 4.6.2 | Number of sections in secondary schools by region and grade, 2001 | 97 |
| 4.7.1 | Enrolment in secondary schools by administration, gender, district and grade, 2001 | 100 |
| 4.7.2 | Enrolment in secondary schools by administration, gender, region and grade, 2001 | 103 |
| 4.8.1 | Enrolment in secondary schools by grade and gender, (1999 - 2001) | 106 |
| 4.8.2 | Enrolment in secondary schools by grade, administration and gender, (1999 - 2001) | 107 |

| | | |
|---|--|-----|
| 4.9 | Enrolment in secondary schools by gender, age and grade, 2001 (Republic of Mauritius) | 108 |
| 4.10 | Enrolment in secondary schools by gender, age and grade, 2001 (Island of Mauritius) | 109 |
| 4.11 | Enrolment in secondary schools by gender, age and grade, 2001 (Island of Rodrigues) | 110 |
| 4.12.1 | Number of repeaters in secondary schools by administration, gender, district and grade, 2001 | 111 |
| 4.12.2 | Number of repeaters in secondary schools by administration, gender, region and grade, 2001 | 114 |
| 4.13 | Secondary enrolment and Gross enrolment ratio by gender, 1992 - 2001 | 117 |
| 4.14.1 | Teaching staff in secondary schools by district, administration and gender, 2001 | 118 |
| 4.14.2 | Teaching staff in secondary schools by region, administration and gender, 2001 | 118 |
| 4.15 | Teaching staff in secondary schools by age and gender, 2001 | 118 |
| 4.16.1 | Teaching staff in secondary schools by gender, district and highest academic qualification, 2001 | 119 |
| 4.16.2 | Teaching staff in secondary schools by gender, region and highest academic qualification, 2001 | 120 |
| 4.17 | Teaching staff in secondary schools by length of teaching experience, administration and gender, 2001 | 121 |
| 4.18 | Non-teaching staff in secondary schools by category, administration and gender, 2001 | 122 |
| 4.19 | Pupil/teacher ratio in secondary schools by administration, 1992 - 2001 | 123 |
| 4.20 | Cambridge School Certificate examination results by administration and gender, 1998 - 2000 | 124 |
| 4.21 | Cambridge School Certificate examination results by subject and grade, 2000 | 125 |
| 4.22 | Cambridge School Certificate examination results - Republic of Mauritius, 1988 - 2000 | 127 |
| 4.23 | Cambridge Higher School Certificate examination results by administration and gender, 1998 - 2000 | 128 |
| 4.24 | Cambridge Higher School Certificate examination results by subject and grade, 2000 | 129 |
| 4.25 | Cambridge Higher School Certificate examination results - Republic of Mauritius, 1998 - 2000 | 131 |
| TECHNICAL AND VOCATIONAL EDUCATION | | |
| 4.26 | Vocational Education - Number of schools, pupils, staff and pupil\teacher ratio, 1998 - 2001 | 135 |
| 4.27.1 | Distribution of schools offering pre-vocational education by district and administration, 2001 | 136 |
| 4.27.2 | Distribution of schools offering pre-vocational education by region and administration, 2001 | 136 |
| 4.28.1 | Enrolment in schools offering pre-vocational education by administration, district and year of study, 2001 | 137 |
| 4.28.2 | Enrolment in schools offering pre-vocational education by administration, region and year of study, 2001 | 138 |

| | | |
|----------|---|-----|
| 4.29 | Enrolment in schools offering pre-vocational education by administration, age, gender and year of study, 2001 - Republic of Mauritius | 139 |
| 4.30 | Enrolment in schools offering pre-vocational education by administration, age, gender and year of study, 2001 -Island of Mauritius | 140 |
| 4.31 | Enrolment in schools offering pre-vocational education by administration, age, gender and year of study, 2001 - Island of Rodrigues | 141 |
| 4.32.1 | Enrolment in schools offering pre-vocational education by year of study and gender, 1999 - 2001 | 142 |
| 4.32.2 | Enrolment in schools offering pre-vocational education by administration,gender and year of study, 1999 - 2001 | 143 |
| 4.33 | Teaching staff in schools offering pre-vocational education by age and gender, 2001 | 144 |
| 4.34.1 | Teaching staff in schools offering pre-vocational education by district, administration and gender 2001 | 144 |
| 4.34.2 | Teaching staff in schools offering pre-vocational education by region, administration and gender 2001 | 144 |
| 4.35.1 | Teaching staff in schools offering pre-vocational education by gender, district and highest qualification, 2001 | 145 |
| 4.35.2 | Teaching staff in schools offering pre-vocational education by gender, region and highest qualification, 2001 | 146 |
| 4.36 | Number enrolled in Industrial and Vocational Training Centres, 2000 | 147 |
| 4.37 | Number enrolled in Industrial and Vocational Training Centres by level of course (full time), 1999 - 2000 | 147 |
| 4.38 | Number trained by IVTB registered Private Training Institutions by field - 2000 | 147 |
| 5 | POST SECONDARY EDUCATION | |
| 5.1 | University of Mauritius - Enrolment, admission and output by course level and faculty | 151 |
| 5.2 | University of Mauritius - Enrolment by course level, faculty and gender, (including new admissions), 2001/2002 | 152 |
| 5.3 | University of Mauritius - Enrolment by course level, faculty, gender and year of study, 2001/2002 | 153 |
| 5.4 | University of Mauritius - Enrolment (New Admissions) by course level, faculty and gender, 2000/2001 | 154 |
| 5.5 | University of Mauritius - Output by course level and faculty, 2000/2002 | 154 |
| 5.6 | University of Technology of Mauritius - Enrolment by course level, faculty and gender, 2001/2002 | 155 |
| 5.7 | University of Technology of Mauritius - Enrolment by course level, faculty, gender and year of study, 2001/2002 | 155 |
| 5.8 | Mauritius Institute of Education - Enrolment and output by course level and gender, 2001 | 156 |
| 5.9 | Mahatma Gandhi Institute - Enrolment and output by course level and gender | 157 |

| | | |
|------|---|-----|
| 5.10 | Enrolment for Distance Education by course level with MCA, 2001 | 158 |
| 5.11 | Enrolment in Polytechnics by field, year of study and gender, 2001 | 159 |
| 5.12 | Enrolment in Polytechnics by course level, year of study and gender, 2001 | 159 |
| 5.13 | Total enrolment in tertiary education, 2001 | 160 |
| 5.14 | Total number of students enrolled in Tertiary Education, both locally and overseas, by field of study, 2000 | 161 |
| 5.15 | Total number of students pursuing Tertiary level studies, by country and field of study, 2000 | 162 |
| 5.16 | Enrolment of Distance Education Programmes by field of study and level as at December 2000 | 164 |

GRAPHS

Figure

| | | |
|---|---|-----|
| 1 | Primary and Secondary enrolment, 1991 - 2001 (Island of Mauritius) | 167 |
| 2 | Primary and secondary enrolment, 1991- 2001 (Island of Rodrigues) | 168 |
| 3 | Gross Enrolment Rate in primary and secondary schools, 1991 - 2001 (Republic of Mauritius) | 169 |
| 4 | Certificate of Primary Education, School Certificate and Higher School Certificate examination results, 1990 - 2000 (Island of Mauritius) | 170 |
| 5 | Certificate of Primary Education, School Certificate and Higher School Certificate examination results, 1990 - 2000 (Island of Rodrigues) | 171 |

ANNEX

Map showing the seven educational regions with the number of schools, 2001

EDUCATION STATISTICS 2001

1. Expenditure

Government recurrent expenditure on education was estimated around Rs 4,274 million rupees for the financial year 2001/2002. This represents 15.3% of the government total recurrent expenditure of Rs 27,996 million for 2001/2002. For the financial year 2000/2001, government recurrent expenditure on education was Rs 3,907 million and government total recurrent expenditure was Rs 26,252 million.

Of the budget allocated to the Ministry of Education, 39.9% was disbursed to the secondary education sector, 31.8% to primary, 16.2% to post secondary, 1.9% to technical and vocational, 1.5% to pre-primary and the remaining 8.7% to other expenses (Table 1.2).

2. Pre-primary Education

2.1 Schools

In March 2001 a survey was conducted in 1,090 pre-primary schools: 1,059 in the Island of Mauritius and 31 in Rodrigues. Of these schools, 79% were privately run institutions, 17%, found on primary school premises, were administered by the Parent Teacher Associations (PTA) and the other 4% were administered by the Municipal and Village Councils (Table 2.2.1).

2.2 Enrolment

The population aged 3 years and over, enrolled in these pre-primary schools, numbered 38,340 (19,290 boys and 19,050 girls). The Gross Enrolment Ratio (children attending pre-primary schools as a percentage of the total number of children in the age group 4 to 5 years in the population) was 96%.

2.3 Personnel

The pre-primary schools employed 3,184 persons, of whom 2,441 were teachers and 743 non-teaching staff (Table 2.8.1). Most (99.9%) of the teachers were women. The average number of pupils per teacher works out to 16.

3 Primary Education

3.1 Schools

In March 2001, there were 293 schools providing primary education, 280 in the Island of Mauritius and 13 in Rodrigues. The majority (225) of the schools were run by government, 51 by the Roman Catholic Education Authority (RCEA), 2 by the Hindu Education Authority and the other 15 were private non-aided schools (Table 3.2.1).

3.2 Enrolment

The primary school population in the Republic of Mauritius decreased slightly from 135,237 in 2000 to 134,085 in 2001. Boys represented 51% of the total school population. Around 76% of the primary school population were enrolled in government schools while the remaining 24% were in aided and non-aided schools.

The distribution by grade shows the highest number of pupils in grade VI with 27,316 pupils. This number included 5,791 repeaters who were trying to improve their results. The Gross Enrolment Ratio, which relates the total children attending primary schools to the population aged 6 to 11 years, works out to 104%.

The education system provides for instruction in seven Asian languages. The number of pupils studying anyone of these languages totalled 87,189 or 65% of the total primary school population in the Republic of Mauritius (Table 3.14.1).

3.3 Personnel

Some 8,331 persons (4,422 male and 3,909 female) staffed the primary schools. Of this number 5,379 were teaching staff: 3,981 General Purpose Teachers and 1,398 Asian Language Teachers. The remaining 2,952 comprised 289 Head Teachers, 852 Deputy Head Teachers and 1,811 other administrative and manual workers (Table 3.16.1). The pupil/teacher ratio at the primary level works out to 34.

3.4 Certificate of Primary Education (CPE)

In 2000, the number of school candidates who took part in the CPE examination totalled 28,058 (14,444 boys and 13,614 girls). Of this number, 18,617 or 66% succeeded. Genderwise comparison shows a success rate of 72% for girls against 61% for boys (Table 3.22).

4. Secondary Education

4.1 General

4.1.1 Schools

As at March 2001, secondary education was dispensed in 136 schools: 132 in the Island of Mauritius and 4 in Rodrigues. Thirty-four of these schools were state administered while the other 102 were confessional, private aided and non-aided schools (Table 4.2.1).

4.1.2 Enrolment

During the reference year, enrolment in the secondary schools numbered 97,647 of whom 47,392 were boys and 50,255 girls (Table 4.7.1). The percentage distribution by gender was the same as the previous year with 51% for girls and 49% for boys. The state schools catered for 27% of secondary school population while the confessional and private schools made up for the rest (73%). The Gross Enrolment Ratio (children attending secondary schools as a percentage to the population aged 12 to 19 years) works out to 63% against 60% in 2000.

4.1.3 Personnel

The secondary education sector employed 7,976 persons (4,338 male and 3,638 female). Of these, 5,302 were teaching staff (2,692 male and 2,610 female). The remaining staff consisted of 211 at senior management level, 764 administrative and 1,699 manual workers. The average number of pupils per teacher in secondary schools was 18.

4.1.4 Cambridge School Certificate (SC)

In 2000, out of 14,648 candidates who took part in the Cambridge School Certificate examination, 11,218 or 77% were successful. A comparison by gender showed a pass rate of 78% for girls as compared to 75% for boys. A summary of the results is given in Table 4.20.

4.1.5 Cambridge Higher School Certificate(HSC)

The number of students taking part in the Cambridge Higher School Certificate examination totalled 6,502 (3,152 boys and 3,350 girls). Of this number 4,703 or 72% were successful. The girls scored a pass rate of 77% as compared to 67% for boys (Table 4.23).

4.2 Technical and Vocational Education

4.2.1 Schools

As from this year, 41 secondary institutions are offering both academic and vocational education. Thus, in March 2001 the total number of schools offering technical and vocational education numbered 59 (56 in the Island of Mauritius and 3 in Rodrigues). Fourteen of these schools were state schools while the other 45 were confessional or private (aided and unaided) schools.

4.2.2 Enrolment

In 2001, 4,919 students were attending the technical and vocational schools. This number comprised 3,370 boys and 1,549 girls (Table 4.32.1). The state schools accounted for 53% of the total enrolment.

4.2.3 Personnel

The technical and vocational schools had a teaching force of 305, of whom 153 were male and 152 female teachers. The number of pupils per teacher averaged 16.

5. Post Secondary Education

5.1 University of Mauritius

5.1.1 Enrolment

The University of Mauritius is the major supplier of tertiary education in the country. As at October 2001, it had a student population of 5,019 (exclusive of joint programmes with Mauritius Institute of Education and Mahatma Gandhi Institute). Forty six percent of the students enrolled were female.

The emphasis at the University of Mauritius is on degree courses, which constituted 85% of the total enrolment in 2001/2002. About 9% of students enrolled for Post Graduate courses and the remaining 6% were studying for the Diploma, and Certificate courses (Table 5.2).

5.1.2 Output

For the academic year 2000/2001, 1,195 (593 male and 602 female) students graduated from the University of Mauritius. The highest number of graduates (885 or 74%) was from the Degree courses, followed by 201 (17%) for the Diploma, 31 (3%) for the Certificate and 78 (6%) for the Higher Degree courses (Table 5.5).

5.2 University of Technology, Mauritius (UTM)

5.2.1 Enrolment

As from this year Mauritius has a second University, the University of Technology (UTM). The UTM admitted 285 students in the academic year 2001. Fifty-three percent of the students were enrolled in the School of Business Informatics and Software Engineering, after having completed their first year at SITRAC LTD. The other 47% were following courses in the School of Public Sector Policy and Management. It is observed that 78% of the total student population were male.

5.3 Mauritius Institute of Education (MIE)

5.3.1 Enrolment

At October 2001, 4,005 teachers and prospective teachers were being trained at the MIE, representing an increase of 31% over the year 2000. The female participation represented 64% of the overall enrolment. Apart from the Teacher's Certificate for the primary pre-service teachers, all the teachers' training programs were run on a part time basis (Table 5.8).

Some 62 (2%) students were registered on the Master of Education course in collaboration with the University of Brighton, 133 (3%) were following the Post Graduate Certificate in Education course, 174 (4%) were enrolled for the Bachelor of Education course run jointly with the University of Mauritius, 882 (22%) were on Diploma course, 2,754 (69%) on Certificate and Advanced Certificate Courses.

5.4 Mahatma Gandhi Institute (MGI)

5.4.1 Enrolment

The MGI, in addition to being a secondary school offers courses at the tertiary level. As from this academic year, the MGI offered tertiary courses at diploma and higher level only. Consequently,

the number of students registered a significant decrease of 75% from 2,089 in 2000 to 524 in 2001. About 74% of the student population were female. Some 17 (3%) of the students were registered on the Master course, 317 (61%) were following the Degree course, 54(10%) were registered for the Diploma/Degree, 136 (26%) were enrolled on the Diploma course (Table 5.9).

5.5 Mauritius College of the Air (MCA)

5.5.1 Enrolment

The MCA is mainly involved in the production of educational program for the formal education at primary, secondary and tertiary level for broadcast. For the past 6 years MCA has been involved in dispensing courses through the distance mode, in collaboration with the Institute of Logistic and Transport and the Chartered Institute of Marketing (UK), and IGNOU (India).

In 2001, students enrolled at all levels numbered 1,787 of whom 76% were female. Some 42 (2%) of the student population were on the Master Degree course, 35 (2%) students were enrolled for the Degree courses, 76 (4%) for the Advanced Diploma courses, 63 (4%) for the Diploma courses, 1,521 (85%) for the Certificate courses and the remaining 50 (3%) were registered on the Non-formal courses (Table 5.10).

5.6 Polytechnics

5.6.1 Enrolment

Higher technical education was further dispensed in the 3 polytechnics, namely Sir Guy Forget Polytechnic, Swami Dayanand Institute of Management and the Institut Supérieur de Technologie.

The courses offered by the Swami Dayanand Institute of Management are mainly related to Business Administration, Information Systems and Business Informatics. The Sir Guy Forget Polytechnic offers Mecanique automobile, Fabrication mecanique, Electro-technique and batiment. Genie electrique et informatique Industrielle, Maintenance at Automatismes Industrielles, Genie Civil are conducted at the Institut Supérieur de Technologie.

Enrolment at the Polytechnics, all of which offered full-time courses, numbered 971 in 2001, compared to 997 in 2000. Enrolment at the The Swami Dayanand Institute of Management accounted

for 53% of the polytechnic student population, Sir Guy Forget Polytechnic for 37% , and the Institut Superieur de Technologie the remaining 10% (Table 5.11).

5.7 Distance Education from Overseas Institutions

At December 2000, 5,255 students were following a tertiary-level program offered by overseas academic institutions and examination bodies through distance mode compared to 4,650 in 1999, representing an increase of 13%.

Around 35% (1,853) students chose Accounting as their field of study, 26% (1,381) preferred Computer Science, 16% (821) studied Administration/Management and the rest 23% covered a wide range of subjects of which the main ones are Law, Mathematics, Commerce/Marketing, Engineering, Social Science and Economics.

Contact Person:

T. Toolsee (Miss)

Statistician

Statistics Unit

Ministry of Education and Scientific Research

Tel: 6982055, 6980464 Ext 208

EXPENDITURE

ON

EDUCATION

Table 1.1 - Government Recurrent Expenditure on Education, 1999 - 2001

| | 1999 - 2000 | | 2000 - 2001 ¹¹ | | 2001 - 2002 ¹² | |
|---|-------------|-------|---------------------------|-------|---------------------------|-------|
| | | % | | % | | % |
| Government Recurrent Expenditure (Rs. mn) | 24,600 | 100.0 | 26,252 | 100.0 | 27,996 | 100.0 |
| Recurrent Expenditure on Education (Rs. mn) | 3,669 | 14.9 | 3,907 | 14.9 | 4,274 | 15.3 |

¹¹ Revised

¹² Estimates : based on budgetary estimates

Table 1.2 - Government Recurrent Expenditure on Education by sector, 1999 - 2001

| | Expenditure Rs (mn) | | | | | | | | |
|-----------------------------------|---------------------|-------|---------------------------|---------|---------------------------|------|---------|-------|------|
| | 1999 - 2000 | | 2000 - 2001 ¹¹ | | 2001 - 2002 ¹² | | | | |
| | | % | | % | | % | | % | |
| Ministry of Education | 3,536.6 | 100.0 | 96.4 | 3,807.9 | 100.0 | 97.5 | 4,038.5 | 100.0 | 94.5 |
| <i>Pre-primary</i> | 54.0 | 1.5 | | 55.0 | 1.4 | | 60.0 | 1.5 | |
| <i>Primary</i> | 1,249.9 | 35.3 | | 1,264.9 | 33.2 | | 1,282.5 | 31.8 | |
| <i>Secondary</i> | 1,356.7 | 38.4 | | 1,472.0 | 38.7 | | 1,610.6 | 39.9 | |
| <i>Technical & Vocational</i> | 68.0 | 1.9 | | 74.0 | 1.9 | | 78.0 | 1.9 | |
| <i>Post Secondary</i> | 446.0 | 12.6 | | 504.5 | 13.3 | | 656.2 | 16.2 | |
| <i>Other</i> ¹³ | 362.0 | 10.3 | | 437.5 | 11.5 | | 351.2 | 8.7 | |
| Other Ministries ¹⁴ | 132.6 | | 3.6 | 98.9 | | 2.5 | 235.1 | | 5.5 |
| Total | 3,669.2 | 100.0 | | 3,906.8 | 100.0 | | 4,273.6 | 100.0 | |

¹¹ Revised

¹² Estimates : based on budgetary estimates

¹³ Includes administrative staff

¹⁴ Public expenditure on education for other ministries

**PRE - PRIMARY
EDUCATION**

Table 2.1 - Pre-primary education - Number of schools, pupils, personnel and pupil/teacher ratio, 1997 - 2001

| Period | Total number of schools | Pupils | | | Total | Personnel | | | Pupil/Teacher Ratio ³ |
|----------------------------------|-------------------------|--------|---------|--------|-------|----------------|--------------|-------|----------------------------------|
| | | PTA | Private | Total | | Teaching | | Total | |
| | | | | | | Administrative | Non-teaching | | |
| A - Republic of Mauritius | | | | | | | | | |
| Mar-97 | 1,145 | 7,390 | 34,819 | 42,209 | 2,588 | 96 | 609 | 705 | 16 |
| Mar-98 | 1,132 | 7,307 | 34,972 | 42,279 | 2,551 | 84 | 605 | 689 | 17 |
| Mar-99 | 1,153 | 6,374 | 35,337 | 41,711 | 2,548 | 93 | 695 | 788 | 16 |
| Mar-00 | 1,087 | 6,828 | 32,404 | 39,232 | 2,448 | 93 | 666 | 759 | 16 |
| Mar-01 | 1,090 | 6,658 | 31,682 | 38,340 | 2,441 | 110 | 633 | 743 | 16 |
| B - Island of Mauritius | | | | | | | | | |
| Mar-97 | 1,110 | 7,265 | 34,501 | 41,766 | 2,513 | 94 | 600 | 694 | 17 |
| Mar-98 | 1,099 | 7,178 | 33,963 | 41,141 | 2,486 | 84 | 603 | 687 | 17 |
| Mar-99 | 1,120 | 6,256 | 34,274 | 40,530 | 2,484 | 92 | 694 | 786 | 16 |
| Mar-00 | 1,055 | 6,690 | 31,421 | 38,111 | 2,383 | 93 | 665 | 758 | 16 |
| Mar-01 | 1,059 | 6,524 | 30,698 | 37,222 | 2,377 | 110 | 632 | 742 | 16 |
| C - Island of Rodrigues | | | | | | | | | |
| Mar-97 | 35 | 125 | 1,013 | 1,138 | 75 | 2 | 9 | 11 | 15 |
| Mar-98 | 33 | 129 | 1,009 | 1,138 | 65 | - | 2 | 2 | 18 |
| Mar-99 | 33 | 118 | 1,063 | 1,181 | 64 | 1 | 1 | 2 | 18 |
| Mar-00 | 32 | 138 | 983 | 1,121 | 65 | - | 1 | 1 | 17 |
| Mar-01 | 31 | 134 | 984 | 1,118 | 64 | - | 1 | 1 | 17 |

PTA - schools run by Parent Teachers Association

Table 2.2.1 - Distribution of pre-primary schools by district and administration, 2001

| District | Type of administration | | | |
|-----------------------|------------------------|--------------------------|---------|-------|
| | PTA | Municipal/ V. Council | Private | Total |
| Port Louis | 18 | 12 | 112 | 142 |
| Pamplemousses | 19 | 1 | 85 | 105 |
| Riviere du Rempart | 23 | 1 | 68 | 92 |
| Flacq | 30 | 2 | 104 | 136 |
| Grand Port | 22 | 10 | 68 | 100 |
| Savanne | 12 | 1 | 53 | 66 |
| Plaines Wilhems | 32 | 18 | 274 | 324 |
| Moka | 17 | - | 41 | 58 |
| Black River | 10 | - | 26 | 36 |
| Island of Mauritius | 183 | 45 | 831 | 1,059 |
| Island of Rodrigues | 3 | - | 28 | 31 |
| Republic of Mauritius | 186 | 45 | 859 | 1,090 |

Table 2.2.2 - Distribution of pre-primary schools by region and administration, 2001

| Region | Type of administration | | | |
|----------------|------------------------|--------------------------|---------|-------|
| | PTA | Municipal/ V. Council | Private | Total |
| 1 - Port Louis | 25 | 12 | 156 | 193 |
| 2 - North | 38 | 2 | 115 | 155 |
| 3 - East | 45 | 2 | 147 | 194 |
| 4 - South | 34 | 11 | 119 | 164 |
| 5 - Central | 18 | 8 | 138 | 164 |
| 6 - West | 23 | 10 | 156 | 189 |
| 7 - Rodrigues | 3 | - | 28 | 31 |
| All Regions | 186 | 45 | 859 | 1,090 |

PTA - schools run by Parent Teachers Association

Table 2.3.1 - Distribution of pre-primary schools by district and enrolment range, 2001

| District | Enrolment range | | | | | Total |
|-----------------------|-----------------|-----------------|-----------------|-----------------|------------|-------|
| | Under 30 | 30 and under 49 | 50 and under 69 | 70 and under 99 | 100 & over | |
| Port Louis | 65 | 44 | 24 | 5 | 4 | 142 |
| Pamplemousses | 64 | 26 | 10 | 3 | 2 | 105 |
| Riviere du Rempart | 51 | 26 | 8 | 6 | 1 | 92 |
| Flacq | 70 | 39 | 18 | 6 | 3 | 136 |
| Grand Port | 53 | 30 | 10 | 6 | 1 | 100 |
| Savanne | 31 | 25 | 7 | 2 | 1 | 66 |
| Plaines Wilhems | 171 | 84 | 35 | 25 | 9 | 324 |
| Moka | 28 | 17 | 5 | 5 | 3 | 58 |
| Black River | 15 | 14 | 5 | 2 | - | 36 |
| Island of Mauritius | 548 | 305 | 122 | 60 | 24 | 1,059 |
| Island of Rodrigues | 15 | 7 | 8 | 1 | - | 31 |
| Republic of Mauritius | 563 | 312 | 130 | 61 | 24 | 1,090 |

Table 2.3.2 - Distribution of pre-primary schools by region and enrolment range, 2001

| Region | Enrolment range | | | | | Total |
|----------------|-----------------|-----------------|-----------------|-----------------|------------|-------|
| | Under 30 | 30 and under 49 | 50 and under 69 | 70 and under 99 | 100 & over | |
| 1 - Port Louis | 93 | 60 | 28 | 8 | 4 | 193 |
| 2 - North | 89 | 42 | 14 | 7 | 3 | 155 |
| 3 - East | 100 | 54 | 23 | 11 | 6 | 194 |
| 4 - South | 83 | 54 | 17 | 8 | 2 | 164 |
| 5 - Central | 90 | 41 | 15 | 16 | 2 | 164 |
| 6 - West | 93 | 54 | 25 | 10 | 7 | 189 |
| 7 - Rodrigues | 15 | 7 | 8 | 1 | - | 31 |
| All Regions | 563 | 312 | 130 | 61 | 24 | 1,090 |

Table 2.4.1 - Distribution of pre-primary schools by district and use of building, 2001

| District | Use of building | | | |
|-----------------------|-----------------|--------------------|----------------|-------|
| | School only | Partly Residential | Other Purposes | Total |
| Port-Louis | 95 | 37 | 10 | 142 |
| Pamplemousses | 75 | 25 | 5 | 105 |
| Riviere du Rempart | 71 | 14 | 7 | 92 |
| Flacq | 104 | 22 | 10 | 136 |
| Grand-Port | 68 | 19 | 13 | 100 |
| Savanne | 45 | 11 | 10 | 66 |
| Plaine Wilhems | 203 | 96 | 25 | 324 |
| Moka | 38 | 14 | 6 | 58 |
| Black River | 29 | 5 | 2 | 36 |
| Island of Mauritius | 728 | 243 | 88 | 1,059 |
| Island of Rodrigues | 26 | - | 5 | 31 |
| Republic of Mauritius | 754 | 243 | 93 | 1,090 |

Table 2.4.2 - Distribution of pre-primary schools by region and use of building, 2001

| Region | Use of building | | | |
|----------------|-----------------|--------------------|----------------|-------|
| | School only | Partly Residential | Other Purposes | Total |
| 1 - Port-Louis | 137 | 46 | 10 | 193 |
| 2 - North | 113 | 31 | 11 | 155 |
| 3 - East | 140 | 36 | 18 | 194 |
| 4 - South | 112 | 30 | 22 | 164 |
| 5 - Central | 95 | 53 | 16 | 164 |
| 6 - West | 131 | 47 | 11 | 189 |
| 7 - Rodrigues | 26 | - | 5 | 31 |
| All Regions | 754 | 243 | 93 | 1,090 |

Table 2.5.1 - Distribution of pre-primary schools by district and facilities available, 2001

| District | No. of schools | No. of classrooms | Facilities available | | | | |
|-----------------------|----------------|-------------------|----------------------|---------|----------------|--------|-----------------------|
| | | | Playground | Library | Radio/Cassette | Tv set | Video cassette player |
| Port Louis | 142 | 298 | 129 | 8 | 126 | 60 | 51 |
| Pamplemousses | 105 | 205 | 101 | 7 | 99 | 43 | 42 |
| Riviere du Rempart | 92 | 168 | 90 | 2 | 88 | 25 | 25 |
| Flacq | 136 | 276 | 126 | 4 | 118 | 52 | 52 |
| Grand Port | 100 | 181 | 93 | 11 | 88 | 34 | 26 |
| Savanne | 66 | 126 | 61 | 9 | 59 | 20 | 16 |
| Plaines Wilhems | 324 | 850 | 308 | 33 | 301 | 171 | 154 |
| Moka | 58 | 126 | 55 | 4 | 50 | 25 | 23 |
| Black River | 36 | 75 | 30 | - | 33 | 11 | 11 |
| Island of Mauritius | 1,059 | 2,305 | 993 | 78 | 962 | 441 | 400 |
| Island of Rodrigues | 31 | 60 | 31 | - | 23 | 5 | 5 |
| Republic of Mauritius | 1,090 | 2,365 | 1,024 | 78 | 985 | 446 | 405 |

Table 2.5.2 - Distribution of pre-primary schools by region and facilities available, 2001

| Region | No. of schools | No. of classrooms | Facilities available | | | | |
|----------------|----------------|-------------------|----------------------|---------|----------------|--------|-----------------------|
| | | | Playground | Library | Radio/Cassette | Tv set | Video cassette player |
| 1 - Port Louis | 193 | 399 | 177 | 10 | 174 | 82 | 73 |
| 2 - North | 155 | 290 | 151 | 7 | 147 | 49 | 48 |
| 3 - East | 194 | 401 | 181 | 8 | 170 | 78 | 76 |
| 4 - South | 164 | 305 | 152 | 20 | 145 | 52 | 40 |
| 5 - Central | 164 | 396 | 156 | 21 | 147 | 84 | 76 |
| 6 - West | 189 | 514 | 176 | 12 | 179 | 96 | 87 |
| 7 - Rodrigues | 31 | 60 | 31 | - | 23 | 5 | 5 |
| All Regions | 1,090 | 2,365 | 1,024 | 78 | 985 | 446 | 405 |

Table 2.6.1 - Distribution of pre-primary schools by district and type of services offered, 2001

| District | Type of services offered | | | |
|-----------------------|--------------------------|----------------|-------|-------|
| | School only | School/ Creche | Other | Total |
| Port-Louis | 114 | 5 | 23 | 142 |
| Pamplemousses | 81 | 5 | 19 | 105 |
| Riviere du Rempart | 67 | 2 | 23 | 92 |
| Flacq | 96 | 8 | 32 | 136 |
| Grand Port | 79 | 3 | 18 | 100 |
| Savanne | 61 | 1 | 4 | 66 |
| Plaines Wilhems | 225 | 68 | 31 | 324 |
| Moka | 36 | 5 | 17 | 58 |
| Black River | 26 | 1 | 9 | 36 |
| Island of Mauritius | 785 | 98 | 176 | 1,059 |
| Island of Rodrigues | 28 | - | 3 | 31 |
| Republic of Mauritius | 813 | 98 | 179 | 1,090 |

Table 2.6.2 - Distribution of pre-primary schools by region and type of services offered, 2001

| Region | Type of services offered | | | |
|----------------|--------------------------|----------------|-------|-------|
| | School only | School/ Creche | Other | Total |
| 1 - Port-Louis | 154 | 9 | 30 | 193 |
| 2 - North | 114 | 3 | 38 | 155 |
| 3 - East | 134 | 12 | 48 | 194 |
| 4 - South | 139 | 4 | 21 | 164 |
| 5 - Central | 116 | 33 | 15 | 164 |
| 6 - West | 128 | 37 | 24 | 189 |
| 7 - Rodrigues | 28 | - | 3 | 31 |
| All Regions | 813 | 98 | 179 | 1,090 |

Table 2.7.1 - Enrolment in pre-primary schools by district, age, gender and administration, 2001

All Schools

| District | Age in Years | | | | | | | | | | | |
|-----------------------|--------------|--------|-------|--------|-------|-------|-------|--------|--------|-------|-------|--------|
| | Total | | | | Male | | | | Female | | | |
| | 3 | 4 | 5 | Total | 3 | 4 | 5 | Total | 3 | 4 | 5 | Total |
| Port Louis | 1,709 | 2,429 | 1,215 | 5,353 | 875 | 1,200 | 626 | 2,701 | 834 | 1,229 | 589 | 2,652 |
| Pamplemousses | 1,090 | 1,474 | 743 | 3,307 | 573 | 757 | 383 | 1,713 | 517 | 717 | 360 | 1,594 |
| Riviere du Rempart | 1,138 | 1,374 | 581 | 3,093 | 575 | 661 | 302 | 1,538 | 563 | 713 | 279 | 1,555 |
| Flacq | 1,626 | 1,973 | 1,123 | 4,722 | 803 | 1,002 | 564 | 2,369 | 823 | 971 | 559 | 2,353 |
| Grand Port | 1,194 | 1,424 | 740 | 3,358 | 619 | 703 | 378 | 1,700 | 575 | 721 | 362 | 1,658 |
| Savanne | 672 | 917 | 592 | 2,181 | 339 | 462 | 293 | 1,094 | 333 | 455 | 299 | 1,087 |
| Plaines Wilhems | 4,064 | 4,775 | 2,943 | 11,782 | 2,031 | 2,398 | 1,495 | 5,924 | 2,033 | 2,377 | 1,448 | 5,858 |
| Moka | 740 | 891 | 460 | 2,091 | 362 | 462 | 230 | 1,054 | 378 | 429 | 230 | 1,037 |
| Black River | 369 | 590 | 376 | 1,335 | 189 | 287 | 188 | 664 | 180 | 303 | 188 | 671 |
| Island of Mauritius | 12,602 | 15,847 | 8,773 | 37,222 | 6,366 | 7,932 | 4,459 | 18,757 | 6,236 | 7,915 | 4,314 | 18,465 |
| Island of Rodrigues | 292 | 623 | 203 | 1,118 | 138 | 299 | 96 | 533 | 154 | 324 | 107 | 585 |
| Republic of Mauritius | 12,894 | 16,470 | 8,976 | 38,340 | 6,504 | 8,231 | 4,555 | 19,290 | 6,390 | 8,239 | 4,421 | 19,050 |
| PTA | | | | | | | | | | | | |
| Port Louis | 232 | 370 | 100 | 702 | 126 | 166 | 46 | 338 | 106 | 204 | 54 | 364 |
| Pamplemousses | 197 | 341 | 122 | 660 | 103 | 176 | 65 | 344 | 94 | 165 | 57 | 316 |
| Riviere du Rempart | 322 | 504 | 112 | 938 | 154 | 247 | 53 | 454 | 168 | 257 | 59 | 484 |
| Flacq | 295 | 529 | 121 | 945 | 133 | 267 | 67 | 467 | 162 | 262 | 54 | 478 |
| Grand Port | 297 | 431 | 87 | 815 | 154 | 206 | 47 | 407 | 143 | 225 | 40 | 408 |
| Savanne | 151 | 193 | 53 | 397 | 83 | 93 | 25 | 201 | 68 | 100 | 28 | 196 |
| Plaines Wilhems | 392 | 612 | 242 | 1,246 | 207 | 306 | 131 | 644 | 185 | 306 | 111 | 602 |
| Moka | 143 | 233 | 53 | 429 | 73 | 125 | 31 | 229 | 70 | 108 | 22 | 200 |
| Black River | 96 | 219 | 77 | 392 | 45 | 113 | 38 | 196 | 51 | 106 | 39 | 196 |
| Island of Mauritius | 2,125 | 3,432 | 967 | 6,524 | 1,078 | 1,699 | 503 | 3,280 | 1,047 | 1,733 | 464 | 3,244 |
| Island of Rodrigues | 22 | 87 | 25 | 134 | 13 | 47 | 11 | 71 | 9 | 40 | 14 | 63 |
| Republic of Mauritius | 2,147 | 3,519 | 992 | 6,658 | 1,091 | 1,746 | 514 | 3,351 | 1,056 | 1,773 | 478 | 3,307 |
| Private | | | | | | | | | | | | |
| Port Louis | 1,477 | 2,059 | 1,115 | 4,651 | 749 | 1,034 | 580 | 2,363 | 728 | 1,025 | 535 | 2,288 |
| Pamplemousses | 893 | 1,133 | 621 | 2,647 | 470 | 581 | 318 | 1,369 | 423 | 552 | 303 | 1,278 |
| Riviere du Rempart | 816 | 870 | 469 | 2,155 | 421 | 414 | 249 | 1,084 | 395 | 456 | 220 | 1,071 |
| Flacq | 1,331 | 1,444 | 1,002 | 3,777 | 670 | 735 | 497 | 1,902 | 661 | 709 | 505 | 1,875 |
| Grand Port | 897 | 993 | 653 | 2,543 | 465 | 97 | 331 | 1,293 | 432 | 496 | 322 | 1,250 |
| Savanne | 521 | 724 | 539 | 1,784 | 256 | 369 | 268 | 893 | 265 | 355 | 271 | 891 |
| Plaines Wilhems | 3,672 | 4,163 | 2,701 | 10,536 | 1,824 | 2,092 | 1,364 | 5,280 | 1,848 | 2,071 | 1,337 | 5,256 |
| Moka | 597 | 658 | 407 | 1,662 | 289 | 337 | 199 | 825 | 308 | 321 | 208 | 837 |
| Black River | 273 | 371 | 299 | 943 | 144 | 174 | 150 | 468 | 129 | 197 | 149 | 475 |
| Island of Mauritius | 10,477 | 12,415 | 7,806 | 30,698 | 5,288 | 6,233 | 3,956 | 15,477 | 5,189 | 6,182 | 3,850 | 15,221 |
| Island of Rodrigues | 270 | 536 | 178 | 984 | 125 | 252 | 85 | 462 | 145 | 284 | 93 | 522 |
| Republic of Mauritius | 10,747 | 12,951 | 7,984 | 31,682 | 5,413 | 6,485 | 4,041 | 15,939 | 5,334 | 6,466 | 3,943 | 15,743 |

Table 2.7.2 - Enrolment in pre-primary schools by region, age, gender and administration, 2001

All Schools

| Region | Age in Years | | | | | | | | | | | |
|--------------------|---------------|---------------|--------------|---------------|--------------|--------------|--------------|---------------|--------------|--------------|--------------|---------------|
| | Total | | | | Male | | | | Female | | | |
| | 3 | 4 | 5 | Total | 3 | 4 | 5 | Total | 3 | 4 | 5 | Total |
| 1 - Port-Louis | 2,195 | 3,103 | 1,678 | 6,976 | 1,132 | 1,546 | 858 | 3,536 | 1,063 | 1,557 | 820 | 3,440 |
| 2 - North | 1,819 | 2,306 | 1,010 | 5,135 | 934 | 1,137 | 526 | 2,597 | 885 | 1,169 | 484 | 2,538 |
| 3 - East | 2,337 | 2,850 | 1,592 | 6,779 | 1,149 | 1,454 | 800 | 3,403 | 1,188 | 1,396 | 792 | 3,376 |
| 4 - South | 1,859 | 2,308 | 1,312 | 5,479 | 957 | 1,147 | 657 | 2,761 | 902 | 1,161 | 655 | 2,718 |
| 5 - Central | 2,052 | 2,252 | 1,359 | 5,663 | 1,017 | 1,142 | 699 | 2,858 | 1,035 | 1,110 | 660 | 2,805 |
| 6 - West | 2,340 | 3,028 | 1,822 | 7,190 | 1,177 | 1,506 | 919 | 3,602 | 1,163 | 1,522 | 903 | 3,588 |
| 7 - Rodrigues | 292 | 623 | 203 | 1,118 | 138 | 299 | 96 | 533 | 154 | 324 | 107 | 585 |
| All Regions | 12,894 | 16,470 | 8,976 | 38,340 | 6,504 | 8,231 | 4,555 | 19,290 | 6,390 | 8,239 | 4,421 | 19,050 |
| PTA | | | | | | | | | | | | |
| 1 - Port-Louis | 284 | 480 | 167 | 931 | 150 | 217 | 82 | 449 | 134 | 263 | 85 | 482 |
| 2 - North | 483 | 788 | 211 | 1,482 | 241 | 402 | 104 | 747 | 242 | 386 | 107 | 735 |
| 3 - East | 416 | 716 | 162 | 1,294 | 196 | 366 | 90 | 652 | 220 | 350 | 72 | 642 |
| 4 - South | 448 | 624 | 140 | 1,212 | 237 | 299 | 72 | 608 | 211 | 325 | 68 | 604 |
| 5 - Central | 215 | 329 | 99 | 643 | 114 | 156 | 53 | 323 | 101 | 173 | 46 | 320 |
| 6 - West | 279 | 495 | 188 | 962 | 140 | 259 | 102 | 501 | 139 | 236 | 86 | 461 |
| 7 - Rodrigues | 22 | 87 | 25 | 134 | 13 | 47 | 11 | 71 | 9 | 40 | 14 | 63 |
| All Regions | 2,147 | 3,519 | 992 | 6,658 | 1,091 | 1,746 | 514 | 3,351 | 1,056 | 1,773 | 478 | 3,307 |
| Private | | | | | | | | | | | | |
| 1 - Port-Louis | 1,911 | 2,623 | 1,511 | 6,045 | 982 | 1,329 | 776 | 3,087 | 929 | 1,294 | 735 | 2,958 |
| 2 - North | 1,336 | 1,518 | 799 | 3,653 | 693 | 735 | 422 | 1,850 | 643 | 783 | 377 | 1,803 |
| 3 - East | 1,921 | 2,134 | 1,430 | 5,485 | 953 | 1,088 | 710 | 2,751 | 968 | 1,046 | 720 | 2,734 |
| 4 - South | 1,411 | 1,684 | 1,172 | 4,267 | 720 | 848 | 585 | 2,153 | 691 | 836 | 587 | 2,114 |
| 5 - Central | 1,837 | 1,923 | 1,260 | 5,020 | 903 | 986 | 646 | 2,535 | 934 | 937 | 614 | 2,485 |
| 6 - West | 2,061 | 2,533 | 1,634 | 6,228 | 1,037 | 1,247 | 817 | 3,101 | 1,024 | 1,286 | 817 | 3,127 |
| 7 - Rodrigues | 270 | 536 | 178 | 984 | 125 | 252 | 85 | 462 | 145 | 284 | 93 | 522 |
| All Regions | 10,747 | 12,951 | 7,984 | 31,682 | 5,413 | 6,485 | 4,041 | 15,939 | 5,334 | 6,466 | 3,943 | 15,743 |

Table 2.8.1 - Employment in pre-primary schools by district and occupational status, 2001

| District | Personnel | | | | |
|-----------------------|-----------|----------|----------------|-------|-------|
| | Total | Teaching | Non - teaching | | |
| | | | Administrative | Other | Total |
| Port Louis | 470 | 350 | 14 | 106 | 120 |
| Pamplemousses | 279 | 214 | 12 | 53 | 65 |
| Riviere du Rempart | 218 | 189 | - | 29 | 29 |
| Flacq | 337 | 278 | 7 | 52 | 59 |
| Grand Port | 256 | 196 | 12 | 48 | 60 |
| Savanne | 172 | 136 | 7 | 29 | 36 |
| Plaines Wilhems | 1,136 | 802 | 48 | 286 | 334 |
| Moka | 157 | 134 | 8 | 15 | 23 |
| Black River | 94 | 78 | 2 | 14 | 16 |
| Island of Mauritius | 3,119 | 2,377 | 110 | 632 | 742 |
| Island of Rodrigues | 65 | 64 | - | 1 | 1 |
| Republic of Mauritius | 3,184 | 2,441 | 110 | 633 | 743 |

Table 2.8.2 - Employment in pre-primary schools by region and occupational status, 2001

| Region | Personnel | | | | |
|----------------|-----------|----------|----------------|-------|-------|
| | Total | Teaching | Non - teaching | | |
| | | | Administrative | Other | Total |
| 1 - Port Louis | 600 | 457 | 15 | 128 | 143 |
| 2 - North | 389 | 314 | 11 | 64 | 75 |
| 3 - East | 495 | 411 | 17 | 67 | 84 |
| 4 - South | 420 | 328 | 17 | 75 | 92 |
| 5 - Central | 516 | 368 | 24 | 124 | 148 |
| 6 - West | 699 | 499 | 26 | 174 | 200 |
| 7 - Rodrigues | 65 | 64 | - | 1 | 1 |
| All Regions | 3,184 | 2,441 | 110 | 633 | 743 |

Table 2.9 - Teaching staff in pre-primary schools by type of administration and level of qualification, 200

| Qualification | Type of administration | | | |
|--|------------------------|--------------------------|--------------|--------------|
| | PTA | Municipal/ V. Council | Private | Total |
| Academic | | | | |
| Below SC | 97 | 20 | 779 | 896 |
| Passed SC | 295 | 60 | 1,046 | 1,401 |
| Not Passed HSC | 3 | - | 6 | 9 |
| Passed HSC or Higher | 31 | 13 | 86 | 130 |
| Other & Not stated | 2 | - | 3 | 5 |
| Total | 428 | 93 | 1,920 | 2,441 |
| Professional | | | | |
| Pre-primary Education in Service (PPU) | 385 | 71 | 1,079 | 1,535 |
| Certificate from : OMEP | 15 | 18 | 457 | 490 |
| Playgroup | 9 | - | 24 | 33 |
| Bethleem | 3 | 1 | 130 | 134 |
| Other & Not stated | 16 | 3 | 230 | 249 |
| Total | 428 | 93 | 1,920 | 2,441 |

Table 2.10.1 - Non-teaching staff in pre-primary schools by district and occupational status, 2001

| District | Occupational Status | | | | | | | | Total |
|-----------------------|----------------------|---------------------|--------|------------------|-----------------------|------|-----------|---------------|-------|
| | Manager/ Director | Clerk/ Secretary | Helper | Maid/ Cleaner | Gardener/ Labourer | Cook | Messenger | Not Stated | |
| Port-Louis | 8 | 6 | 33 | 53 | 2 | 6 | 6 | 6 | 120 |
| Pamplemousses | 6 | 6 | 27 | 18 | 1 | - | 4 | 3 | 65 |
| Riviere du Rempart | - | - | 18 | 4 | 5 | - | 1 | 1 | 29 |
| Flacq | 6 | 1 | 29 | 16 | - | 2 | 3 | 2 | 59 |
| Grand-Port | 10 | 2 | 15 | 22 | 2 | 1 | 6 | 2 | 60 |
| Savanne | 7 | - | 11 | 16 | - | - | 1 | 1 | 36 |
| Plaines Wilhems | 35 | 13 | 105 | 124 | 12 | 12 | 10 | 23 | 334 |
| Moka | 7 | 1 | 5 | 9 | 1 | - | - | - | 23 |
| Black River | 2 | - | 6 | 7 | - | - | 1 | - | 16 |
| Island of Mauritius | 81 | 29 | 249 | 269 | 23 | 21 | 32 | 38 | 742 |
| Island of Rodrigues | - | - | - | 1 | - | - | - | - | 1 |
| Republic of Mauritius | 81 | 29 | 249 | 270 | 23 | 21 | 32 | 38 | 743 |

Table 2.10.2 - Non-teaching staff in pre-primary schools by region and occupational status, 2001

| Region | Occupational Status | | | | | | | | Total |
|----------------|----------------------|---------------------|--------|------------------|-----------------------|------|-----------|---------------|-------|
| | Manager/ Director | Clerk/ Secretary | Helper | Maid/ Cleaner | Gardener/ Labourer | Cook | Messenger | Not Stated | |
| 1 - Port-Louis | 9 | 6 | 43 | 64 | 2 | 6 | 7 | 6 | 143 |
| 2 - North | 5 | 6 | 38 | 12 | 6 | - | 4 | 4 | 75 |
| 3 - East | 15 | 2 | 35 | 24 | 1 | 2 | 3 | 2 | 84 |
| 4 - South | 15 | 2 | 24 | 38 | 2 | 1 | 7 | 3 | 92 |
| 5 - Central | 17 | 7 | 49 | 56 | 6 | 3 | 9 | 1 | 148 |
| 6 - West | 20 | 6 | 60 | 75 | 6 | 9 | 2 | 22 | 200 |
| 7 - Rodrigues | - | - | - | 1 | - | - | - | - | 1 |
| All regions | 81 | 29 | 249 | 270 | 23 | 21 | 32 | 38 | 743 |

**PRIMARY
EDUCATION**

Table 3.1 - Primary Education - Number of schools, pupils, personnel and pupil/teacher ratio, 1997 - 2001

| Period | Total number of schools ¹ | Pupils | | | Personnel | | | | Pupil/Teacher Ratio ³ | | |
|----------------------------------|--------------------------------------|---------|--------|--------------------------|-----------|-------------------------|--------------|----------------|----------------------------------|--------------|-------|
| | | Govt. | Aided | Non - Aided ² | Total | Head Teacher/ Deputy HT | Teachers | | | | |
| | | | | | | | Gen. Purpose | Asian Language | | School clerk | Other |
| A - Republic of Mauritius | | | | | | | | | | | |
| Mar-97 | 283 | 97,025 | 26,537 | 3,547 | 127,109 | 1,234 | 3,700 | 1,500 | 235 | 1,591 | 34 |
| Mar-98 | 285 | 99,770 | 26,693 | 4,042 | 130,505 | 1,279 | 3,632 | 1,433 | 230 | 1,608 | 36 |
| Mar-99 | 287 | 101,672 | 27,331 | 4,486 | 133,489 | 1,242 | 3,692 | 1,415 | 229 | 1,638 | 36 |
| Mar-00 | 291 | 102,868 | 27,323 | 5,046 | 135,237 | 1,187 | 3,758 | 1,420 | 232 | 1,617 | 36 |
| Mar-01 | 293 | 101,857 | 27,052 | 5,176 | 134,085 | 1,141 | 3,981 | 1,398 | 234 | 1,577 | 34 |
| B - Island of Mauritius | | | | | | | | | | | |
| Mar-97 | 270 | 94,519 | 24,246 | 3,547 | 122,312 | 1,194 | 3,515 | 1,500 | 222 | 1,479 | 35 |
| Mar-98 | 272 | 97,203 | 24,436 | 4,042 | 125,681 | 1,237 | 3,457 | 1,433 | 217 | 1,498 | 36 |
| Mar-99 | 274 | 99,118 | 25,141 | 4,486 | 128,745 | 1,201 | 3,517 | 1,415 | 215 | 1,512 | 37 |
| Mar-00 | 278 | 100,231 | 25,187 | 5,046 | 130,464 | 1,149 | 3,574 | 1,420 | 219 | 1,484 | 37 |
| Mar-01 | 280 | 99,263 | 24,911 | 5,176 | 129,350 | 1,097 | 3,804 | 1,398 | 221 | 1,442 | 34 |
| C - Island of Rodrigues | | | | | | | | | | | |
| Mar-97 | 13 | 2,506 | 2,291 | N.A | 4,797 | 40 | 185 | N.A | 13 | 112 | 27 |
| Mar-98 | 13 | 2,567 | 2,257 | N.A | 4,824 | 42 | 175 | N.A | 13 | 110 | 28 |
| Mar-99 | 13 | 2,554 | 2,190 | N.A | 4,744 | 41 | 175 | N.A | 14 | 126 | 27 |
| Mar-00 | 13 | 2,637 | 2,136 | N.A | 4,773 | 38 | 184 | N.A | 13 | 133 | 26 |
| Mar-01 | 13 | 2,594 | 2,141 | N.A | 4,735 | 44 | 177 | N.A | 13 | 135 | 27 |

¹ Excluding schools which provide only a partial stream for primary education

² includes pupils attending schools which provide only a partial stream

³ Total number of pupils over total number of general purpose teachers

N.A - Not Applicable

Table 3.2.1 - Distribution of primary schools¹ by district and administration, 2001

| District | Total | Administration | | | | | |
|-----------------------|-------|----------------|----|---------|----|-------------|----|
| | | Government | | Private | | | |
| | | | | Aided | | Non - Aided | |
| | | No. | % | No. | % | No. | % |
| Port Louis | 36 | 27 | 75 | 8 | 22 | 1 | 3 |
| Pamplemousses | 25 | 23 | 92 | 1 | 4 | 1 | 4 |
| Riviere du Rempart | 27 | 22 | 82 | 3 | 11 | 2 | - |
| Flacq | 35 | 27 | 77 | 8 | 23 | - | - |
| Grand Port | 31 | 26 | 84 | 5 | 16 | - | - |
| Savanne | 18 | 15 | 83 | 3 | 17 | - | - |
| Plaines Wilhems | 69 | 47 | 68 | 13 | 19 | 9 | 13 |
| Moka | 26 | 20 | 77 | 4 | 15 | 2 | 8 |
| Black River | 13 | 10 | 77 | 3 | 23 | - | - |
| Island of Mauritius | 280 | 217 | 78 | 48 | 17 | 5 | 5 |
| Island of Rodrigues | 13 | 8 | 62 | 5 | 38 | - | - |
| Republic of Mauritius | 293 | 225 | 77 | 53 | 18 | 15 | 5 |

Table 3.2.2 - Distribution of primary schools¹ by region and administration, 2001

| Region | Total | Administration | | | | | |
|----------------|-------|----------------|----|---------|----|-------------|----|
| | | Government | | Private | | | |
| | | | | Aided | | Non - Aided | |
| | | No. | % | No. | % | No. | % |
| 1 - Port Louis | 45 | 36 | 80 | 8 | 18 | 1 | 2 |
| 2 - North | 45 | 39 | 86 | 3 | 7 | 3 | 7 |
| 3 - East | 61 | 46 | 76 | 13 | 21 | 2 | 3 |
| 4 - South | 48 | 40 | 83 | 8 | 17 | - | - |
| 5 - Central | 35 | 22 | 63 | 8 | 23 | 5 | 14 |
| 6 - West | 46 | 34 | 74 | 8 | 17 | 4 | 9 |
| 7 - Rodrigues | 13 | 8 | 62 | 5 | 38 | - | - |
| All Regions | 293 | 225 | 77 | 53 | 18 | 15 | 5 |

¹ excluding schools which provide only a partial stream for primary education

Table 3.3.1 - Distribution of primary schools¹ by district and ownership of building, 2001

| District | Ownership of building | | | | |
|-----------------------|-----------------------|------------|---------|------------------------|---------------------------|
| | Total | Government | Private | Religious organisation | Rented from an Individual |
| Port Louis | 36 | 27 | 1 | 8 | - |
| Pamplemousses | 25 | 23 | 1 | 1 | - |
| Riviere du Rempart | 27 | 22 | 2 | 3 | - |
| Flacq | 35 | 27 | - | 8 | - |
| Grand Port | 31 | 26 | - | 5 | - |
| Savanne | 18 | 15 | - | 3 | - |
| Plaines Wilhems | 69 | 47 | 5 | 16 | 1 |
| Moka | 26 | 20 | 2 | 4 | - |
| Black River | 13 | 10 | - | 3 | - |
| Island of Mauritius | 280 | 217 | 11 | 51 | 1 |
| Island of Rodrigues | 13 | 8 | - | 5 | - |
| Republic of Mauritius | 293 | 225 | 11 | 56 | 1 |

Table 3.3.2 - Distribution of primary schools¹ by region and ownership of building, 2001

| Region | Ownership of building | | | | |
|----------------|-----------------------|------------|---------|------------------------|---------------------------|
| | Total | Government | Private | Religious organisation | Rented from an Individual |
| 1 - Port Louis | 45 | 35 | 1 | 8 | - |
| 2 - North | 45 | 40 | 3 | 3 | - |
| 3 - East | 61 | 46 | 2 | 13 | - |
| 4 - South | 48 | 40 | - | 8 | - |
| 5 - Central | 35 | 22 | 3 | 10 | - |
| 6 - West | 46 | 34 | 2 | 9 | 1 |
| 7 - Rodrigues | 13 | 8 | - | 5 | - |
| All Regions | 293 | 225 | 11 | 56 | 1 |

¹ excluding schools which provide only a partial stream for primary education

Table 3.4.1 - Distribution of rooms in primary schools¹ by district, administration and use, 2001

| District | All schools | | | | Government schools | | | | Private schools | | | | | | |
|-----------------------|--------------------|--------------|--------|----------------------------|--------------------|--------------|--------|----------------------------|--------------------|--------------|--------|----------------------------|-----|-----|----|
| | Total no. of rooms | Use of rooms | | | Total no. of rooms | Use of rooms | | | Total no. of rooms | Use of rooms | | | | | |
| | | Classroom | Office | Other purpose ² | | Classroom | Office | Other purpose ² | | Classroom | Office | Other purpose ² | | | |
| Port Louis | 817 | 656 | 44 | 104 | 13 | 590 | 471 | 31 | 76 | 12 | 227 | 185 | 13 | 28 | 1 |
| Pamplemousses | 514 | 379 | 29 | 93 | 13 | 480 | 356 | 26 | 85 | 13 | 34 | 23 | 3 | 8 | - |
| Riviere du Rempart | 565 | 417 | 44 | 98 | 6 | 459 | 349 | 29 | 78 | 3 | 106 | 68 | 15 | 20 | 3 |
| Flacq | 660 | 504 | 42 | 109 | 5 | 542 | 422 | 32 | 83 | 5 | 118 | 82 | 10 | 26 | - |
| Grand Port | 591 | 458 | 37 | 91 | 5 | 494 | 378 | 30 | 81 | 5 | 97 | 80 | 7 | 10 | - |
| Savanne | 372 | 297 | 23 | 50 | 2 | 324 | 259 | 20 | 43 | 2 | 48 | 38 | 3 | 7 | - |
| Plaines Wilhems | 1,785 | 1,321 | 88 | 318 | 58 | 1,187 | 870 | 54 | 214 | 49 | 598 | 451 | 34 | 104 | 9 |
| Moka | 444 | 318 | 41 | 79 | 6 | 316 | 230 | 24 | 56 | 6 | 128 | 88 | 17 | 23 | - |
| Black River | 193 | 147 | 13 | 32 | 1 | 160 | 124 | 9 | 26 | 1 | 33 | 23 | 4 | 6 | - |
| Island of Mauritius | 5,941 | 4,497 | 361 | 974 | 109 | 4,552 | 3,459 | 255 | 742 | 96 | 1,389 | 1,038 | 106 | 232 | 13 |
| Island of Rodrigues | 251 | 177 | 16 | 49 | 9 | 138 | 94 | 8 | 28 | 8 | 113 | 83 | 8 | 21 | 1 |
| Republic of Mauritius | 6,192 | 4,674 | 377 | 1,023 | 118 | 4,690 | 3,553 | 263 | 770 | 104 | 1,502 | 1,121 | 114 | 253 | 14 |

¹ excluding schools which provide only a partial stream for primary education

² library, audio visual room, store, staffroom

Table 3.4.2 - Distribution of rooms in primary schools¹ by region, administration and use, 2001

| Region | All schools | | | | Government schools | | | | Private schools | | | | | | |
|--------------------|--------------------|--------------|------------|----------------------------|--------------------|--------------|--------------|------------|--------------------|----------------------------|--------------|--------------|------------|----------------------------|-----------|
| | Total no. of rooms | Use of rooms | | | Total no. of rooms | Use of rooms | | | Total no. of rooms | Use of rooms | | | | | |
| | | Classroom | Office | Other purpose ² | | None | Classroom | Office | | Other purpose ² | None | Classroom | Office | Other purpose ² | None |
| 1 - Port-Louis | 1,006 | 801 | 54 | 134 | 17 | 779 | 616 | 41 | 106 | 16 | 227 | 185 | 13 | 28 | 1 |
| 2 - North | 941 | 690 | 65 | 170 | 16 | 810 | 606 | 48 | 143 | 13 | 131 | 84 | 17 | 27 | 3 |
| 3 - East | 1,092 | 813 | 83 | 185 | 11 | 837 | 636 | 55 | 135 | 11 | 255 | 177 | 28 | 50 | - |
| 4 - South | 950 | 746 | 59 | 138 | 7 | 805 | 628 | 49 | 121 | 7 | 145 | 118 | 10 | 17 | - |
| 5 - Central | 924 | 672 | 45 | 184 | 23 | 564 | 402 | 24 | 124 | 14 | 360 | 270 | 21 | 60 | 9 |
| 6 - West | 1,028 | 775 | 55 | 163 | 35 | 757 | 571 | 38 | 113 | 35 | 271 | 204 | 17 | 50 | - |
| 7 - Rodrigues | 251 | 177 | 16 | 49 | 9 | 138 | 94 | 8 | 28 | 8 | 113 | 83 | 8 | 21 | 1 |
| All Regions | 6,192 | 4,674 | 377 | 1,023 | 118 | 4,690 | 3,553 | 263 | 770 | 104 | 1,502 | 1,121 | 114 | 253 | 14 |

¹ excluding schools which provide only a partial stream for primary education

² library, audio visual room, store, staffroom

Table 3.5.1 - Distribution of primary schools¹ by district, administration and availability of facilities, 2001

| District | All schools | | | | Government schools | | | | Private Schools | | | |
|-------------------|----------------------|-----------------------|----------------------|---------|----------------------|-----------------------|----------------------|---------|----------------------|-----------------------|----------------------|---------|
| | Total no. of schools | No. of schools having | | | Total no. of schools | No. of schools having | | | Total no. of schools | No. of schools having | | |
| | | Staff room | Library/Reading room | Canteen | | Staff room | Library/Reading room | Canteen | | Staff room | Library/Reading room | Canteen |
| Port Louis | 36 | 21 | 19 | 28 | 27 | 12 | 15 | 20 | 9 | 9 | 4 | 8 |
| Pamplemousses | 25 | 20 | 12 | 10 | 23 | 18 | 11 | 10 | 2 | 2 | 1 | - |
| Riv. du Rempart | 27 | 19 | 14 | 11 | 22 | 15 | 10 | 7 | 5 | 4 | 4 | 4 |
| Flacq | 35 | 22 | 22 | 22 | 27 | 14 | 16 | 19 | 8 | 8 | 6 | 3 |
| Grand Port | 31 | 13 | 17 | 13 | 26 | 10 | 16 | 10 | 5 | 3 | 1 | 3 |
| Savanne | 18 | 6 | 8 | 5 | 15 | 4 | 7 | 2 | 3 | 2 | 1 | 3 |
| Plaines Wilhems | 69 | 108 | 42 | 49 | 47 | 84 | 27 | 32 | 22 | 24 | 15 | 17 |
| Moka | 26 | 17 | 10 | 14 | 20 | 10 | 8 | 10 | 6 | 7 | 2 | 4 |
| Black River | 13 | 7 | 6 | 7 | 10 | 5 | 5 | 5 | 3 | 2 | 1 | 2 |
| Isl. of Mauritius | 280 | 233 | 150 | 159 | 217 | 172 | 115 | 115 | 63 | 61 | 35 | 44 |
| Isl. of Rodrigues | 13 | 11 | 8 | 12 | 8 | 6 | 5 | 7 | 5 | 5 | 3 | 5 |
| Rep. of Mauritius | 293 | 244 | 158 | 171 | 225 | 178 | 120 | 122 | 68 | 66 | 38 | 49 |

Table 3.5.2 - Distribution of primary schools¹ by region, administration and availability of facilities, 2001

| Region | All schools | | | | Government schools | | | | Private Schools | | | |
|----------------|----------------------|-----------------------|----------------------|---------|----------------------|-----------------------|----------------------|---------|----------------------|-----------------------|----------------------|---------|
| | Total no. of schools | No. of schools having | | | Total no. of schools | No. of schools having | | | Total no. of schools | No. of schools having | | |
| | | Staff room | Library/Reading room | Canteen | | Staff room | Library/Reading room | Canteen | | Staff room | Library/Reading room | Canteen |
| 1 - Port Louis | 45 | 27 | 24 | 35 | 36 | 18 | 20 | 27 | 9 | 9 | 4 | 8 |
| 2 - North | 45 | 34 | 23 | 17 | 39 | 29 | 18 | 13 | 6 | 5 | 5 | 4 |
| 3 - East | 61 | 38 | 32 | 34 | 46 | 22 | 24 | 27 | 15 | 16 | 8 | 7 |
| 4 - South | 48 | 19 | 24 | 18 | 40 | 14 | 22 | 12 | 8 | 5 | 2 | 6 |
| 5 - Central | 35 | 84 | 20 | 27 | 22 | 70 | 12 | 18 | 13 | 14 | 8 | 9 |
| 6 - West | 46 | 31 | 27 | 28 | 34 | 19 | 19 | 18 | 12 | 12 | 8 | 10 |
| 7 - Rodrigues | 13 | 11 | 8 | 12 | 8 | 6 | 5 | 7 | 5 | 5 | 3 | 5 |
| All Regions | 293 | 244 | 158 | 171 | 225 | 178 | 120 | 122 | 68 | 66 | 38 | 49 |

¹ excluding schools which provide only a partial stream for primary education

Table 3.6.1 - Distribution of primary schools¹ by district, administration and audio visual equipment available, 2001

| District | All schools | | | Government schools | | | Private Schools | | |
|---------------------|--------------------|--------------------|-----------------------------|--------------------|--------------------|-----------------------------|--------------------|--------------------|-----------------------------|
| | Radio/ cassette | Televisio n set | Video cassette player | Radio/ cassette | Televisio n set | Video cassette player | Radio/ cassette | Televisio n set | Video cassette player |
| Port Louis | 36 | 35 | 34 | 27 | 27 | 27 | 9 | 8 | 7 |
| Pamplemousses | 25 | 24 | 24 | 23 | 22 | 22 | 2 | 2 | 2 |
| Riv. du Rempart | 27 | 26 | 24 | 22 | 21 | 19 | 5 | 5 | 5 |
| Flacq | 33 | 34 | 35 | 26 | 26 | 27 | 7 | 8 | 8 |
| Grand Port | 31 | 28 | 28 | 26 | 24 | 24 | 5 | 4 | 4 |
| Savanne | 17 | 17 | 18 | 14 | 14 | 15 | 3 | 3 | 3 |
| Plaines Wilhems | 67 | 61 | 61 | 45 | 39 | 39 | 22 | 22 | 22 |
| Moka | 26 | 26 | 26 | 20 | 20 | 20 | 6 | 6 | 6 |
| Black River | 12 | 13 | 12 | 10 | 10 | 10 | 2 | 3 | 2 |
| Island of Mauritius | 274 | 264 | 262 | 213 | 203 | 203 | 61 | 61 | 59 |
| Island of Rodrigues | 12 | 13 | 12 | 7 | 8 | 8 | 5 | 5 | 4 |
| Rep. of Mauritius | 286 | 277 | 274 | 220 | 211 | 211 | 66 | 66 | 63 |

Table 3.6.2 - Distribution of primary schools¹ by region, administration and audio visual equipment available, 2001

| Region | All schools | | | Government schools | | | Private Schools | | |
|----------------|--------------------|--------------------|-----------------------------|--------------------|--------------------|-----------------------------|--------------------|--------------------|-----------------------------|
| | Radio/ cassette | Televisio n set | Video cassette player | Radio/ cassette | Televisio n set | Video cassette player | Radio/ cassette | Televisio n set | Video cassette player |
| 1 - Port Louis | 45 | 43 | 42 | 36 | 35 | 35 | 9 | 8 | 7 |
| 2 - North | 45 | 44 | 42 | 39 | 38 | 36 | 6 | 6 | 6 |
| 3 - East | 59 | 60 | 61 | 45 | 45 | 46 | 14 | 15 | 15 |
| 4 - South | 47 | 44 | 45 | 39 | 37 | 38 | 8 | 7 | 7 |
| 5 - Central | 35 | 31 | 31 | 22 | 18 | 18 | 13 | 13 | 13 |
| 6 - West | 43 | 42 | 41 | 32 | 30 | 30 | 11 | 12 | 11 |
| 7 - Rodrigues | 12 | 13 | 12 | 7 | 8 | 8 | 5 | 5 | 4 |
| All Regions | 286 | 277 | 274 | 220 | 211 | 211 | 66 | 66 | 63 |

¹ excluding schools which provide only a partial stream for primary education

Table 3.7.1 - Distribution of primary schools¹ by district and enrolment range, 2001

| District | Enrolment range | | | | | | | Total |
|-----------------------|-----------------|-------------------|-------------------|-------------------|--------------------|---------------------|---------------|-------|
| | Under 200 | 200 and under 400 | 400 and under 600 | 600 and under 800 | 800 and under 1000 | 1000 and under 1200 | 1200 and over | |
| Port Louis | 3 | 7 | 10 | 8 | 3 | 4 | 1 | 36 |
| Pamplemousses | 6 | 8 | 4 | 3 | 3 | 1 | - | 25 |
| Riviere du Rempart | 5 | 8 | 9 | 1 | 2 | 2 | - | 27 |
| Flacq | 9 | 10 | 10 | 2 | 2 | 1 | 1 | 35 |
| Grand Port | 7 | 13 | 5 | 4 | 2 | - | - | 31 |
| Savanne | 3 | 7 | 5 | 2 | 1 | - | - | 18 |
| Plaines Wilhems | 10 | 17 | 14 | 13 | 6 | 3 | 6 | 69 |
| Moka | 11 | 8 | 4 | 2 | 1 | - | - | 26 |
| Black River | 5 | 4 | 3 | - | 1 | - | - | 13 |
| Island of Mauritius | 59 | 82 | 64 | 35 | 21 | 11 | 8 | 280 |
| Island of Rodrigues | 1 | 8 | 2 | 2 | - | - | - | 13 |
| Republic of Mauritius | 60 | 90 | 66 | 37 | 21 | 11 | 8 | 293 |

Table 3.7.2 - Distribution of primary schools¹ by region and enrolment range, 2001

| Region | Enrolment range | | | | | | | Total |
|----------------|-----------------|-------------------|-------------------|-------------------|--------------------|---------------------|---------------|-------|
| | Under 200 | 200 and under 400 | 400 and under 600 | 600 and under 800 | 800 and under 1000 | 1000 and under 1200 | 1200 and over | |
| 1 - Port Louis | 4 | 9 | 14 | 8 | 4 | 5 | 1 | 45 |
| 2 - North | 9 | 14 | 12 | 4 | 4 | 2 | - | 45 |
| 3 - East | 21 | 18 | 13 | 4 | 3 | 1 | 1 | 61 |
| 4 - South | 10 | 19 | 10 | 6 | 3 | - | - | 48 |
| 5 - Central | 3 | 9 | 7 | 9 | 3 | 2 | 2 | 35 |
| 6 - West | 12 | 13 | 8 | 4 | 4 | 1 | 4 | 46 |
| 7 - Rodrigues | 1 | 8 | 2 | 2 | - | - | - | 13 |
| All Regions | 60 | 90 | 66 | 37 | 21 | 11 | 8 | 293 |

¹ excluding schools which provide only a partial stream for primary education

Table 3.8.1 - Number of sections in primary schools¹ by district, administration and grade, 2001

All schools

| District | No. of sections by grade | | | | | | | All Grades |
|-----------------------|--------------------------|-----|-----|-----|-----|-----|---------------------------|------------|
| | I | II | III | IV | V | VI | VI (repeaters only) | |
| Port Louis | 87 | 87 | 88 | 95 | 91 | 91 | 36 | 575 |
| Pamplemousses | 50 | 52 | 53 | 55 | 50 | 51 | 11 | 322 |
| Riviere du Rempart | 54 | 54 | 54 | 55 | 53 | 56 | 10 | 336 |
| Flacq | 67 | 70 | 69 | 71 | 70 | 69 | 12 | 428 |
| Grand Port | 54 | 61 | 62 | 58 | 60 | 57 | 14 | 366 |
| Savanne | 36 | 37 | 38 | 38 | 38 | 38 | 11 | 236 |
| Plaines Wilhems | 169 | 175 | 177 | 179 | 178 | 178 | 46 | 1,102 |
| Moka | 42 | 43 | 41 | 41 | 41 | 39 | 7 | 254 |
| Black River | 20 | 19 | 21 | 21 | 22 | 21 | 9 | 133 |
| Island of Mauritius | 579 | 598 | 603 | 613 | 603 | 600 | 156 | 3,752 |
| Island of Rodrigues | 27 | 27 | 26 | 28 | 26 | 29 | 10 | 173 |
| Republic of Mauritius | 606 | 625 | 629 | 641 | 629 | 629 | 166 | 3,925 |
| Government | | | | | | | | |
| Port Louis | 61 | 61 | 60 | 68 | 66 | 65 | 27 | 408 |
| Pamplemousses | 46 | 48 | 49 | 51 | 47 | 48 | 10 | 299 |
| Riviere du Rempart | 46 | 46 | 45 | 46 | 44 | 47 | 8 | 282 |
| Flacq | 55 | 59 | 58 | 60 | 60 | 58 | 10 | 360 |
| Grand Port | 44 | 50 | 50 | 47 | 49 | 45 | 11 | 296 |
| Savanne | 31 | 33 | 33 | 33 | 32 | 33 | 8 | 203 |
| Plaines Wilhems | 105 | 111 | 114 | 116 | 111 | 115 | 35 | 707 |
| Moka | 29 | 30 | 29 | 30 | 29 | 30 | 6 | 183 |
| Black River | 17 | 16 | 18 | 18 | 18 | 17 | 7 | 111 |
| Island of Mauritius | 434 | 454 | 456 | 469 | 456 | 458 | 122 | 2,849 |
| Island of Rodrigues | 15 | 14 | 14 | 14 | 13 | 17 | 3 | 90 |
| Republic of Mauritius | 449 | 468 | 470 | 483 | 469 | 475 | 125 | 2,939 |
| Private | | | | | | | | |
| Port Louis | 26 | 26 | 28 | 27 | 25 | 26 | 9 | 167 |
| Pamplemousses | 4 | 4 | 4 | 4 | 3 | 3 | 1 | 23 |
| Riviere du Rempart | 8 | 8 | 9 | 9 | 9 | 9 | 2 | 54 |
| Flacq | 12 | 11 | 11 | 11 | 10 | 11 | 2 | 68 |
| Grand Port | 10 | 11 | 12 | 11 | 11 | 12 | 3 | 70 |
| Savanne | 5 | 4 | 5 | 5 | 6 | 5 | 3 | 33 |
| Plaines Wilhems | 64 | 64 | 63 | 63 | 67 | 63 | 11 | 395 |
| Moka | 13 | 13 | 12 | 11 | 12 | 9 | 1 | 71 |
| Black River | 3 | 3 | 3 | 3 | 4 | 4 | 2 | 22 |
| Island of Mauritius | 145 | 144 | 147 | 144 | 147 | 142 | 34 | 903 |
| Island of Rodrigues | 12 | 13 | 12 | 14 | 13 | 12 | 7 | 83 |
| Republic of Mauritius | 157 | 157 | 159 | 158 | 160 | 154 | 41 | 986 |

¹ excluding schools which provide only a partial stream for primary education

Table 3.8.2 - Number of sections in primary schools¹ by region, administration and grade, 2001

All Schools

| Region | No. of sections by grade | | | | | | | |
|--------------------|--------------------------|------------|------------|------------|------------|------------|---------------------|--------------|
| | I | II | III | IV | V | VI | VI (repeaters only) | All Grades |
| 1 - Port Louis | 107 | 107 | 111 | 116 | 111 | 110 | 43 | 705 |
| 2 - North | 89 | 91 | 90 | 95 | 89 | 93 | 16 | 563 |
| 3 - East | 108 | 113 | 109 | 110 | 110 | 107 | 18 | 675 |
| 4 - South | 89 | 96 | 99 | 95 | 97 | 94 | 25 | 595 |
| 5 - Central | 90 | 92 | 92 | 94 | 94 | 93 | 25 | 580 |
| 6 - West | 96 | 99 | 102 | 103 | 102 | 103 | 29 | 634 |
| 7 - Rodrigues | 27 | 27 | 26 | 28 | 26 | 29 | 10 | 173 |
| All Regions | 606 | 625 | 629 | 641 | 629 | 629 | 166 | 3,925 |
| Government | | | | | | | | |
| 1 - Port Louis | 81 | 81 | 83 | 89 | 86 | 84 | 34 | 538 |
| 2 - North | 78 | 80 | 78 | 83 | 78 | 82 | 14 | 493 |
| 3 - East | 82 | 88 | 85 | 87 | 87 | 86 | 14 | 529 |
| 4 - South | 74 | 81 | 82 | 79 | 80 | 77 | 19 | 492 |
| 5 - Central | 51 | 52 | 54 | 55 | 53 | 54 | 18 | 337 |
| 6 - West | 68 | 72 | 74 | 76 | 72 | 75 | 23 | 460 |
| 7 - Rodrigues | 15 | 14 | 14 | 14 | 13 | 17 | 3 | 90 |
| All Regions | 449 | 468 | 470 | 483 | 469 | 475 | 125 | 2,939 |
| Private | | | | | | | | |
| 1 - Port Louis | 26 | 26 | 28 | 27 | 25 | 26 | 9 | 167 |
| 2 - North | 11 | 11 | 12 | 12 | 11 | 11 | 2 | 70 |
| 3 - East | 26 | 25 | 24 | 23 | 23 | 21 | 4 | 146 |
| 4 - South | 15 | 15 | 17 | 16 | 17 | 17 | 6 | 103 |
| 5 - Central | 39 | 40 | 38 | 39 | 41 | 39 | 7 | 243 |
| 6 - West | 28 | 27 | 28 | 27 | 30 | 28 | 6 | 174 |
| 7 - Rodrigues | 12 | 13 | 12 | 14 | 13 | 12 | 7 | 83 |
| All Regions | 157 | 157 | 159 | 158 | 160 | 154 | 41 | 986 |

¹ excluding schools which provide only a partial stream for primary education

Table 3.9.1 - Enrolment in primary schools¹ by administration, gender, district and grade, 2001

All schools

| District | Grade | | | | | | | All Grades |
|-----------------------|--------|--------|--------|--------|--------|--------|---------------------------|------------|
| | I | II | III | IV | V | VI | VI (repeaters only) | |
| Total | | | | | | | | |
| Port Louis | 3,152 | 3,166 | 3,290 | 3,527 | 3,493 | 3,411 | 1,067 | 21,106 |
| Pamplemousses | 1,715 | 1,761 | 1,767 | 1,814 | 1,681 | 1,714 | 562 | 11,014 |
| Riviere du Rempart | 1,857 | 1,924 | 1,957 | 1,951 | 1,877 | 1,891 | 530 | 11,987 |
| Flacq | 2,284 | 2,449 | 2,454 | 2,481 | 2,279 | 2,216 | 497 | 14,660 |
| Grand Port | 1,786 | 1,932 | 2,053 | 1,999 | 2,011 | 1,894 | 471 | 12,146 |
| Savanne | 1,098 | 1,129 | 1,189 | 1,192 | 1,227 | 1,184 | 319 | 7,338 |
| Plaines Wilhems | 5,686 | 6,177 | 6,327 | 6,578 | 6,489 | 6,603 | 1,475 | 39,335 |
| Moka | 1,172 | 1,266 | 1,183 | 1,264 | 1,220 | 1,190 | 281 | 7,576 |
| Black River | 610 | 603 | 664 | 678 | 671 | 646 | 316 | 4,188 |
| Island of Mauritius | 19,360 | 20,407 | 20,884 | 21,484 | 20,948 | 20,749 | 5,518 | 129,350 |
| Island of Rodrigues | 730 | 774 | 710 | 725 | 747 | 776 | 273 | 4,735 |
| Republic of Mauritius | 20,090 | 21,181 | 21,594 | 22,209 | 21,695 | 21,525 | 5,791 | 134,085 |
| Male | | | | | | | | |
| Port Louis | 1,628 | 1,643 | 1,621 | 1,681 | 1,806 | 1,735 | 622 | 10,736 |
| Pamplemousses | 869 | 903 | 876 | 939 | 877 | 853 | 343 | 5,660 |
| Riviere du Rempart | 940 | 995 | 966 | 998 | 954 | 962 | 287 | 6,102 |
| Flacq | 1,128 | 1,242 | 1,236 | 1,278 | 1,172 | 1,111 | 273 | 7,440 |
| Grand Port | 909 | 962 | 1,015 | 1,035 | 1,026 | 940 | 284 | 6,171 |
| Savanne | 522 | 562 | 596 | 624 | 627 | 591 | 178 | 3,700 |
| Plaines Wilhems | 2,807 | 3,121 | 3,135 | 3,249 | 3,293 | 3,315 | 874 | 19,794 |
| Moka | 597 | 650 | 603 | 657 | 617 | 602 | 165 | 3,891 |
| Black River | 294 | 320 | 362 | 352 | 339 | 330 | 164 | 2,161 |
| Island of Mauritius | 9,694 | 10,398 | 10,410 | 10,813 | 10,711 | 10,439 | 3,190 | 65,655 |
| Island of Rodrigues | 357 | 386 | 357 | 359 | 349 | 383 | 168 | 2,359 |
| Republic of Mauritius | 10,051 | 10,784 | 10,767 | 11,172 | 11,060 | 10,822 | 3,358 | 68,014 |
| Female | | | | | | | | |
| Port Louis | 1,524 | 1,523 | 1,669 | 1,846 | 1,687 | 1,676 | 445 | 10,370 |
| Pamplemousses | 846 | 858 | 891 | 875 | 804 | 861 | 219 | 5,354 |
| Riviere du Rempart | 917 | 929 | 991 | 953 | 923 | 929 | 243 | 5,885 |
| Flacq | 1,156 | 1,207 | 1,218 | 1,203 | 1,107 | 1,105 | 224 | 7,220 |
| Grand Port | 877 | 970 | 1,038 | 964 | 985 | 954 | 187 | 5,975 |
| Savanne | 576 | 567 | 593 | 568 | 600 | 593 | 141 | 3,638 |
| Plaines Wilhems | 2,879 | 3,056 | 3,192 | 3,329 | 3,196 | 3,288 | 601 | 19,541 |
| Moka | 575 | 616 | 580 | 607 | 603 | 588 | 116 | 3,685 |
| Black River | 316 | 283 | 302 | 326 | 332 | 316 | 152 | 2,027 |
| Island of Mauritius | 9,666 | 10,009 | 10,474 | 10,671 | 10,237 | 10,310 | 2,328 | 63,695 |
| Island of Rodrigues | 373 | 388 | 353 | 366 | 398 | 393 | 105 | 2,376 |
| Republic of Mauritius | 10,039 | 10,397 | 10,827 | 11,037 | 10,635 | 10,703 | 2,433 | 66,071 |

¹ includes pupils attending schools which provide only a partial stream

Table 3.9.1 - Enrolment in primary schools¹ by administration, gender, district and grade, 2001 (cont'd)

Government schools

| District | Grade | | | | | | | All Grades |
|-----------------------|--------|--------|--------|--------|--------|--------|---------------------------|------------|
| | I | II | III | IV | V | VI | VI (repeaters only) | |
| Total | | | | | | | | |
| Port Louis | 2,156 | 2,160 | 2,199 | 2,438 | 2,464 | 2,393 | 823 | 14,633 |
| Pamplemousses | 1,628 | 1,688 | 1,697 | 1,723 | 1,623 | 1,646 | 457 | 10,462 |
| Riviere du Rempart | 1,573 | 1,636 | 1,677 | 1,665 | 1,601 | 1,637 | 409 | 10,198 |
| Flacq | 1,960 | 2,111 | 2,096 | 2,146 | 2,000 | 1,962 | 429 | 12,704 |
| Grand Port | 1,462 | 1,588 | 1,723 | 1,652 | 1,667 | 1,525 | 394 | 10,011 |
| Savanne | 1,002 | 1,032 | 1,063 | 1,071 | 1,071 | 1,069 | 271 | 6,579 |
| Plaines Wilhems | 3,538 | 3,957 | 4,063 | 4,286 | 4,200 | 4,321 | 1,087 | 25,452 |
| Moka | 833 | 903 | 859 | 936 | 872 | 927 | 232 | 5,562 |
| Black River | 533 | 535 | 584 | 590 | 586 | 551 | 283 | 3,662 |
| Island of Mauritius | 14,685 | 15,610 | 15,961 | 16,507 | 16,084 | 16,031 | 4,385 | 99,263 |
| Island of Rodrigues | 390 | 437 | 407 | 388 | 395 | 457 | 120 | 2,594 |
| Republic of Mauritius | 15,075 | 16,047 | 16,368 | 16,895 | 16,479 | 16,488 | 4,505 | 101,857 |
| Male | | | | | | | | |
| Port Louis | 1,126 | 1,148 | 1,086 | 1,272 | 1,278 | 1,226 | 483 | 7,619 |
| Pamplemousses | 820 | 865 | 839 | 894 | 847 | 821 | 270 | 5,356 |
| Riviere du Rempart | 794 | 842 | 820 | 845 | 811 | 833 | 227 | 5,172 |
| Flacq | 971 | 1,071 | 1,059 | 1,094 | 1,023 | 975 | 234 | 6,427 |
| Grand Port | 741 | 799 | 836 | 846 | 861 | 762 | 237 | 5,082 |
| Savanne | 484 | 521 | 520 | 550 | 545 | 532 | 150 | 3,302 |
| Plaines Wilhems | 1,778 | 2,011 | 2,041 | 2,150 | 2,134 | 2,206 | 631 | 12,951 |
| Moka | 411 | 440 | 442 | 479 | 448 | 466 | 137 | 2,823 |
| Black River | 265 | 283 | 324 | 315 | 294 | 283 | 143 | 1,907 |
| Island of Mauritius | 7,390 | 7,980 | 7,967 | 8,445 | 8,241 | 8,104 | 2,512 | 50,639 |
| Island of Rodrigues | 196 | 217 | 197 | 191 | 187 | 230 | 81 | 1,299 |
| Republic of Mauritius | 7,586 | 8,197 | 8,164 | 8,636 | 8,428 | 8,334 | 2,593 | 51,938 |
| Female | | | | | | | | |
| Port Louis | 1,030 | 1,012 | 1,113 | 1,166 | 1,186 | 1,167 | 340 | 7,014 |
| Pamplemousses | 808 | 823 | 858 | 829 | 776 | 825 | 187 | 5,106 |
| Riviere du Rempart | 779 | 794 | 857 | 820 | 790 | 804 | 182 | 5,026 |
| Flacq | 989 | 1,040 | 1,037 | 1,052 | 977 | 987 | 195 | 6,277 |
| Grand Port | 721 | 789 | 887 | 806 | 806 | 763 | 157 | 4,929 |
| Savanne | 518 | 511 | 543 | 521 | 526 | 537 | 121 | 3,277 |
| Plaines Wilhems | 1,760 | 1,946 | 2,022 | 2,136 | 2,066 | 2,115 | 456 | 12,501 |
| Moka | 422 | 463 | 417 | 457 | 424 | 461 | 95 | 2,739 |
| Black River | 268 | 252 | 260 | 275 | 292 | 268 | 140 | 1,755 |
| Island of Mauritius | 7,295 | 7,630 | 7,994 | 8,062 | 7,843 | 7,927 | 1,873 | 48,624 |
| Island of Rodrigues | 194 | 220 | 210 | 197 | 208 | 227 | 39 | 1,295 |
| Republic of Mauritius | 7,489 | 7,850 | 8,204 | 8,259 | 8,051 | 8,154 | 1,912 | 49,919 |

¹ includes pupils attending schools which provide only a partial stream

Table 3.9.1 - Enrolment in primary schools¹ by administration, gender, district and grade, 2001 (cont'd)

Private schools

| District | Grade | | | | | | | All Grades |
|-----------------------|-------|-------|-------|-------|-------|-------|---------------------------|------------|
| | I | II | III | IV | V | VI | VI (repeaters only) | |
| Total | | | | | | | | |
| Port Louis | 996 | 1,006 | 1,091 | 1,089 | 1,029 | 1,018 | 244 | 6,473 |
| Pamplemousses | 87 | 73 | 70 | 91 | 58 | 68 | 105 | 552 |
| Riviere du Rempart | 284 | 288 | 280 | 286 | 276 | 254 | 121 | 1,789 |
| Flacq | 324 | 338 | 358 | 335 | 279 | 254 | 68 | 1,956 |
| Grand Port | 324 | 344 | 330 | 347 | 344 | 369 | 77 | 2,135 |
| Savanne | 96 | 97 | 126 | 121 | 156 | 115 | 48 | 759 |
| Plaines Wilhems | 2,148 | 2,220 | 2,264 | 2,292 | 2,289 | 2,282 | 388 | 13,883 |
| Moka | 339 | 363 | 324 | 328 | 348 | 263 | 49 | 2,014 |
| Black River | 77 | 68 | 80 | 88 | 85 | 95 | 33 | 526 |
| Island of Mauritius | 4,675 | 4,797 | 4,923 | 4,977 | 4,864 | 4,718 | 1,133 | 30,087 |
| Island of Rodrigues | 340 | 337 | 303 | 337 | 352 | 319 | 153 | 2,141 |
| Republic of Mauritius | 5,015 | 5,134 | 5,226 | 5,314 | 5,216 | 5,037 | 1,286 | 32,228 |
| Male | | | | | | | | |
| Port Louis | 502 | 495 | 535 | 409 | 528 | 509 | 139 | 3,117 |
| Pamplemousses | 49 | 38 | 37 | 45 | 30 | 32 | 73 | 304 |
| Riviere du Rempart | 146 | 153 | 146 | 153 | 143 | 129 | 60 | 930 |
| Flacq | 157 | 171 | 177 | 184 | 149 | 136 | 39 | 1,013 |
| Grand Port | 168 | 163 | 179 | 189 | 165 | 178 | 47 | 1,089 |
| Savanne | 38 | 41 | 76 | 74 | 82 | 59 | 28 | 398 |
| Plaines Wilhems | 1,029 | 1,110 | 1,094 | 1,099 | 1,159 | 1,109 | 243 | 6,843 |
| Moka | 186 | 210 | 161 | 178 | 169 | 136 | 28 | 1,068 |
| Black River | 29 | 37 | 38 | 37 | 45 | 47 | 21 | 254 |
| Island of Mauritius | 2,304 | 2,418 | 2,443 | 2,368 | 2,470 | 2,335 | 678 | 15,016 |
| Island of Rodrigues | 161 | 169 | 160 | 168 | 162 | 153 | 87 | 1,060 |
| Republic of Mauritius | 2,465 | 2,587 | 2,603 | 2,536 | 2,632 | 2,488 | 765 | 16,076 |
| Female | | | | | | | | |
| Port Louis | 494 | 511 | 556 | 680 | 501 | 509 | 105 | 3,356 |
| Pamplemousses | 38 | 35 | 33 | 46 | 28 | 36 | 32 | 248 |
| Riviere du Rempart | 138 | 135 | 134 | 133 | 133 | 125 | 61 | 859 |
| Flacq | 167 | 167 | 181 | 151 | 130 | 118 | 29 | 943 |
| Grand Port | 156 | 181 | 151 | 158 | 179 | 191 | 30 | 1,046 |
| Savanne | 58 | 56 | 50 | 47 | 74 | 56 | 20 | 361 |
| Plaines Wilhems | 1,119 | 1,110 | 1,170 | 1,193 | 1,130 | 1,173 | 145 | 7,040 |
| Moka | 153 | 153 | 163 | 150 | 179 | 127 | 21 | 946 |
| Black River | 48 | 31 | 42 | 51 | 40 | 48 | 12 | 272 |
| Island of Mauritius | 2,371 | 2,379 | 2,480 | 2,609 | 2,394 | 2,383 | 455 | 15,071 |
| Island of Rodrigues | 179 | 168 | 143 | 169 | 190 | 166 | 66 | 1,081 |
| Republic of Mauritius | 2,550 | 2,547 | 2,623 | 2,778 | 2,584 | 2,549 | 521 | 16,152 |

¹ includes pupils attending schools which provide only a partial stream

Table 3.9.2 - Enrolment in primary schools¹ by administration, gender, region and grade, 2001

All schools

| Region | Grade | | | | | | | All Grades |
|--------------------|---------------|---------------|---------------|---------------|---------------|---------------|---------------------------|----------------|
| | I | II | III | IV | V | VI | VI (repeaters only) | |
| Total | | | | | | | | |
| 1 - Port Louis | 3,843 | 3,898 | 4,048 | 4,274 | 4,188 | 4,117 | 1,418 | 25,786 |
| 2 - North | 3,048 | 3,144 | 3,178 | 3,238 | 3,067 | 3,096 | 835 | 19,606 |
| 3 - East | 3,420 | 3,683 | 3,610 | 3,700 | 3,474 | 3,352 | 749 | 21,988 |
| 4 - South | 2,853 | 3,012 | 3,203 | 3,145 | 3,190 | 3,039 | 790 | 19,232 |
| 5 - Central | 2,967 | 3,170 | 3,281 | 3,436 | 3,409 | 3,458 | 720 | 20,441 |
| 6 - West | 3,229 | 3,500 | 3,564 | 3,691 | 3,620 | 3,687 | 1,006 | 22,297 |
| 7 - Rodrigues | 730 | 774 | 710 | 725 | 747 | 776 | 273 | 4,735 |
| All Regions | 20,090 | 21,181 | 21,594 | 22,209 | 21,695 | 21,525 | 5,791 | 134,085 |
| Male | | | | | | | | |
| 1 - Port Louis | 1,972 | 2,015 | 1,977 | 2,075 | 2,172 | 2,101 | 842 | 13,154 |
| 2 - North | 1,549 | 1,617 | 1,594 | 1,672 | 1,572 | 1,546 | 459 | 10,009 |
| 3 - East | 1,710 | 1,884 | 1,829 | 1,898 | 1,771 | 1,688 | 418 | 11,198 |
| 4 - South | 1,416 | 1,498 | 1,594 | 1,638 | 1,631 | 1,511 | 462 | 9,750 |
| 5 - Central | 1,490 | 1,545 | 1,623 | 1,704 | 1,699 | 1,665 | 428 | 10,154 |
| 6 - West | 1,557 | 1,839 | 1,793 | 1,826 | 1,866 | 1,928 | 581 | 11,390 |
| 7 - Rodrigues | 357 | 386 | 357 | 359 | 349 | 383 | 168 | 2,359 |
| All Regions | 10,051 | 10,784 | 10,767 | 11,172 | 11,060 | 10,822 | 3,358 | 68,014 |
| Female | | | | | | | | |
| 1 - Port Louis | 1,871 | 1,883 | 2,071 | 2,199 | 2,016 | 2,016 | 576 | 12,632 |
| 2 - North | 1,499 | 1,527 | 1,584 | 1,566 | 1,495 | 1,550 | 376 | 9,597 |
| 3 - East | 1,710 | 1,799 | 1,781 | 1,802 | 1,703 | 1,664 | 331 | 10,790 |
| 4 - South | 1,437 | 1,514 | 1,609 | 1,507 | 1,559 | 1,528 | 328 | 9,482 |
| 5 - Central | 1,477 | 1,625 | 1,658 | 1,732 | 1,710 | 1,793 | 292 | 10,287 |
| 6 - West | 1,672 | 1,661 | 1,771 | 1,865 | 1,754 | 1,759 | 425 | 10,907 |
| 7 - Rodrigues | 373 | 388 | 353 | 366 | 398 | 393 | 105 | 2,376 |
| All Regions | 10,039 | 10,397 | 10,827 | 11,037 | 10,635 | 10,703 | 2,433 | 66,071 |

¹ includes pupils attending schools which provide only a partial stream

Table 3.9.2 - Enrolment in primary schools¹ by administration, gender, region and grade, 2001 (cont'd)

Government schools

| Region | Grade | | | | | | | All Grades |
|--------------------|---------------|---------------|---------------|---------------|---------------|---------------|---------------------------|----------------|
| | I | II | III | IV | V | VI | VI (repeaters only) | |
| Total | | | | | | | | |
| 1 - Port Louis | 2,847 | 2,892 | 2,957 | 3,185 | 3,159 | 3,091 | 1,112 | 19,243 |
| 2 - North | 2,706 | 2,817 | 2,856 | 2,892 | 2,756 | 2,812 | 680 | 17,519 |
| 3 - East | 2,728 | 2,948 | 2,900 | 3,006 | 2,824 | 2,805 | 623 | 17,834 |
| 4 - South | 2,433 | 2,571 | 2,747 | 2,677 | 2,690 | 2,555 | 665 | 16,338 |
| 5 - Central | 1,711 | 1,835 | 1,937 | 2,051 | 2,054 | 2,095 | 524 | 12,207 |
| 6 - West | 2,260 | 2,547 | 2,564 | 2,696 | 2,601 | 2,673 | 781 | 16,122 |
| 7 - Rodrigues | 390 | 437 | 407 | 388 | 395 | 457 | 120 | 2,594 |
| All Regions | 15,075 | 16,047 | 16,368 | 16,895 | 16,479 | 16,488 | 4,505 | 101,857 |
| Male | | | | | | | | |
| 1 - Port Louis | 1,470 | 1,520 | 1,442 | 1,666 | 1,644 | 1,589 | 654 | 9,985 |
| 2 - North | 1,369 | 1,442 | 1,429 | 1,486 | 1,410 | 1,404 | 381 | 8,921 |
| 3 - East | 1,352 | 1,487 | 1,473 | 1,524 | 1,442 | 1,400 | 345 | 9,023 |
| 4 - South | 1,210 | 1,294 | 1,339 | 1,375 | 1,384 | 1,274 | 387 | 8,263 |
| 5 - Central | 891 | 906 | 991 | 1,050 | 1,053 | 1,034 | 310 | 6,235 |
| 6 - West | 1,098 | 1,331 | 1,293 | 1,344 | 1,308 | 1,403 | 435 | 8,212 |
| 7 - Rodrigues | 196 | 217 | 197 | 191 | 187 | 230 | 81 | 1,299 |
| All Regions | 7,586 | 8,197 | 8,164 | 8,636 | 8,428 | 8,334 | 2,593 | 51,938 |
| Female | | | | | | | | |
| 1 - Port Louis | 1,377 | 1,372 | 1,515 | 1,519 | 1,515 | 1,502 | 458 | 9,258 |
| 2 - North | 1,337 | 1,375 | 1,427 | 1,406 | 1,346 | 1,408 | 299 | 8,598 |
| 3 - East | 1,376 | 1,461 | 1,427 | 1,482 | 1,382 | 1,405 | 278 | 8,811 |
| 4 - South | 1,223 | 1,277 | 1,408 | 1,302 | 1,306 | 1,281 | 278 | 8,075 |
| 5 - Central | 820 | 929 | 946 | 1,001 | 1,001 | 1,061 | 214 | 5,972 |
| 6 - West | 1,162 | 1,216 | 1,271 | 1,352 | 1,293 | 1,270 | 346 | 7,910 |
| 7 - Rodrigues | 194 | 220 | 210 | 197 | 208 | 227 | 39 | 1,295 |
| All Regions | 7,489 | 7,850 | 8,204 | 8,259 | 8,051 | 8,154 | 1,912 | 49,919 |

¹ includes pupils attending schools which provide only a partial stream

Table 3.9.2 - Enrolment in primary schools¹ by administration, gender, region and grade, 2001 (cont'd)

Private schools

| Region | Grade | | | | | | | All Grades |
|--------------------|--------------|--------------|--------------|--------------|--------------|--------------|---------------------------|---------------|
| | I | II | III | IV | V | VI | VI (repeaters only) | |
| Total | | | | | | | | |
| 1 - Port Louis | 996 | 1,006 | 1,091 | 1,089 | 1,029 | 1,026 | 306 | 6,543 |
| 2 - North | 342 | 327 | 322 | 346 | 311 | 284 | 155 | 2,087 |
| 3 - East | 692 | 735 | 710 | 694 | 650 | 547 | 126 | 4,154 |
| 4 - South | 420 | 441 | 456 | 468 | 500 | 484 | 125 | 2,894 |
| 5 - Central | 1,256 | 1,335 | 1,344 | 1,385 | 1,355 | 1,363 | 196 | 8,234 |
| 6 - West | 969 | 953 | 1,000 | 995 | 1,019 | 1,014 | 225 | 6,175 |
| 7 - Rodrigues | 340 | 337 | 303 | 337 | 352 | 319 | 153 | 2,141 |
| All Regions | 5,015 | 5,134 | 5,226 | 5,314 | 5,216 | 5,037 | 1,286 | 32,228 |
| Male | | | | | | | | |
| 1 - Port Louis | 502 | 495 | 535 | 409 | 528 | 512 | 188 | 3,169 |
| 2 - North | 180 | 175 | 165 | 186 | 162 | 142 | 78 | 1,088 |
| 3 - East | 358 | 397 | 356 | 374 | 329 | 288 | 73 | 2,175 |
| 4 - South | 206 | 204 | 255 | 263 | 247 | 237 | 75 | 1,487 |
| 5 - Central | 599 | 639 | 632 | 654 | 646 | 631 | 118 | 3,919 |
| 6 - West | 459 | 508 | 500 | 482 | 558 | 525 | 146 | 3,178 |
| 7 - Rodrigues | 161 | 169 | 160 | 168 | 162 | 153 | 87 | 1,060 |
| All Regions | 2,465 | 2,587 | 2,603 | 2,536 | 2,632 | 2,488 | 765 | 16,076 |
| Female | | | | | | | | |
| 1 - Port Louis | 494 | 511 | 556 | 680 | 501 | 514 | 118 | 3,374 |
| 2 - North | 162 | 152 | 157 | 160 | 149 | 142 | 77 | 999 |
| 3 - East | 334 | 338 | 354 | 320 | 321 | 259 | 53 | 1,979 |
| 4 - South | 214 | 237 | 201 | 205 | 253 | 247 | 50 | 1,407 |
| 5 - Central | 657 | 696 | 712 | 731 | 709 | 732 | 78 | 4,315 |
| 6 - West | 510 | 445 | 500 | 513 | 461 | 489 | 79 | 2,997 |
| 7 - Rodrigues | 179 | 168 | 143 | 169 | 190 | 166 | 66 | 1,081 |
| All Regions | 2,550 | 2,547 | 2,623 | 2,778 | 2,584 | 2,549 | 521 | 16,152 |

¹ includes pupils attending schools which provide only a partial stream

Table 3.10.1 - Enrolment in primary schools¹ by grade and gender, 1999 - 2001

| Grade | 1999 | | | 2000 | | | 2001 | | |
|------------------------------|---------|--------|--------|---------|--------|--------|---------|--------|--------|
| | Total | Male | Female | Total | Male | Female | Total | Male | Female |
| Republic of Mauritius | | | | | | | | | |
| I | 21,516 | 10,747 | 10,769 | 21,227 | 10,773 | 10,454 | 20,090 | 10,051 | 10,039 |
| II | 22,177 | 11,230 | 10,947 | 21,546 | 10,740 | 10,806 | 21,181 | 10,784 | 10,397 |
| III | 21,743 | 11,005 | 10,738 | 22,273 | 11,285 | 10,988 | 21,594 | 10,767 | 10,827 |
| IV | 21,765 | 10,954 | 10,811 | 21,806 | 11,088 | 10,718 | 22,209 | 11,172 | 11,037 |
| V | 21,104 | 10,741 | 10,363 | 21,726 | 10,957 | 10,769 | 21,695 | 11,060 | 10,635 |
| VI | 20,126 | 10,126 | 10,000 | 20,971 | 10,681 | 10,290 | 21,525 | 10,822 | 10,703 |
| VI Repeaters | 5,058 | 2,756 | 2,302 | 5,688 | 3,187 | 2,501 | 5,791 | 3,358 | 2,433 |
| Total | 133,489 | 67,559 | 65,930 | 135,237 | 68,711 | 66,526 | 134,085 | 68,014 | 66,071 |
| Island of Mauritius | | | | | | | | | |
| I | 20,799 | 10,382 | 10,417 | 20,453 | 10,392 | 10,061 | 19,360 | 9,694 | 9,666 |
| II | 21,451 | 10,877 | 10,574 | 20,832 | 10,381 | 10,451 | 20,407 | 10,398 | 10,009 |
| III | 20,989 | 10,647 | 10,342 | 21,545 | 10,927 | 10,618 | 20,884 | 10,410 | 10,474 |
| IV | 21,001 | 10,566 | 10,435 | 21,052 | 10,730 | 10,322 | 21,484 | 10,813 | 10,671 |
| V | 20,324 | 10,324 | 10,000 | 20,968 | 10,582 | 10,386 | 20,948 | 10,711 | 10,237 |
| VI | 19,322 | 9,714 | 9,608 | 20,194 | 10,264 | 9,930 | 20,749 | 10,439 | 10,310 |
| VI Repeaters | 4,859 | 2,646 | 2,213 | 5,420 | 3,027 | 2,393 | 5,518 | 3,190 | 2,328 |
| Total | 128,745 | 65,156 | 63,589 | 130,464 | 66,303 | 64,161 | 129,350 | 65,655 | 63,695 |
| Island of Rodrigues | | | | | | | | | |
| I | 717 | 365 | 352 | 774 | 381 | 393 | 730 | 357 | 373 |
| II | 726 | 353 | 373 | 714 | 359 | 355 | 774 | 386 | 388 |
| III | 754 | 358 | 396 | 728 | 358 | 370 | 710 | 357 | 353 |
| IV | 764 | 388 | 376 | 754 | 358 | 396 | 725 | 359 | 366 |
| V | 780 | 417 | 363 | 758 | 375 | 383 | 747 | 349 | 398 |
| VI | 804 | 412 | 392 | 777 | 417 | 360 | 776 | 383 | 393 |
| VI Repeaters | 199 | 110 | 89 | 268 | 160 | 108 | 273 | 168 | 105 |
| Total | 4,744 | 2,403 | 2,341 | 4,773 | 2,408 | 2,365 | 4,735 | 2,359 | 2,376 |

¹ includes pupils attending schools which provide only a partial stream

Table 3.10.2 - Enrolment in primary schools¹ by grade, administration and gender, 1999- 2001
Republic of Mauritius

| Grade | 1999 | | | 2000 | | | 2001 | | |
|---------------------------|---------|--------|--------|---------|--------|--------|---------|--------|--------|
| | Total | Male | Female | Total | Male | Female | Total | Male | Female |
| All schools | | | | | | | | | |
| I | 21,516 | 10,747 | 10,769 | 21,227 | 10,773 | 10,454 | 20,090 | 10,051 | 10,039 |
| II | 22,177 | 11,230 | 10,947 | 21,546 | 10,740 | 10,806 | 21,181 | 10,784 | 10,397 |
| III | 21,743 | 11,005 | 10,738 | 22,273 | 11,285 | 10,988 | 21,594 | 10,767 | 10,827 |
| IV | 21,765 | 10,954 | 10,811 | 21,806 | 11,088 | 10,718 | 22,209 | 11,172 | 11,037 |
| V | 21,104 | 10,741 | 10,363 | 21,726 | 10,957 | 10,769 | 21,695 | 11,060 | 10,635 |
| VI | 20,126 | 10,126 | 10,000 | 20,971 | 10,681 | 10,290 | 21,525 | 10,822 | 10,703 |
| VI Repeaters | 5,058 | 2,756 | 2,302 | 5,688 | 3,187 | 2,501 | 5,791 | 3,358 | 2,433 |
| Total | 133,489 | 67,559 | 65,930 | 135,237 | 68,711 | 66,526 | 134,085 | 68,014 | 66,071 |
| Government schools | | | | | | | | | |
| I | 16,448 | 8,213 | 8,235 | 16,140 | 8,182 | 7,958 | 15,075 | 7,586 | 7,489 |
| II | 16,946 | 8,624 | 8,322 | 16,408 | 8,177 | 8,231 | 16,047 | 8,197 | 7,850 |
| III | 16,575 | 8,399 | 8,176 | 16,945 | 8,627 | 8,318 | 16,368 | 8,164 | 8,204 |
| IV | 16,695 | 8,440 | 8,255 | 16,539 | 8,421 | 8,118 | 16,895 | 8,636 | 8,259 |
| V | 16,032 | 8,188 | 7,844 | 16,614 | 8,424 | 8,190 | 16,479 | 8,428 | 8,051 |
| VI | 15,184 | 7,638 | 7,546 | 15,868 | 8,066 | 7,802 | 16,488 | 8,334 | 8,154 |
| VI Repeaters | 3,792 | 2,125 | 1,667 | 4,354 | 2,428 | 1,926 | 4,505 | 2,593 | 1,912 |
| Total | 101,672 | 51,627 | 50,045 | 102,868 | 52,325 | 50,543 | 101,857 | 51,938 | 49,919 |
| Private schools | | | | | | | | | |
| I | 5,068 | 2,534 | 2,534 | 5,087 | 2,591 | 2,496 | 5,015 | 2,465 | 2,550 |
| II | 5,231 | 2,606 | 2,625 | 5,138 | 2,563 | 2,575 | 5,134 | 2,587 | 2,547 |
| III | 5,168 | 2,606 | 2,562 | 5,328 | 2,658 | 2,670 | 5,226 | 2,603 | 2,623 |
| IV | 5,070 | 2,514 | 2,556 | 5,267 | 2,667 | 2,600 | 5,314 | 2,536 | 2,778 |
| V | 5,072 | 2,553 | 2,519 | 5,112 | 2,533 | 2,579 | 5,216 | 2,632 | 2,584 |
| VI | 4,942 | 2,488 | 2,454 | 5,103 | 2,615 | 2,488 | 5,037 | 2,488 | 2,549 |
| VI Repeaters | 1,266 | 631 | 635 | 1,334 | 759 | 575 | 1,286 | 765 | 521 |
| Total | 31,817 | 15,932 | 15,885 | 32,369 | 16,386 | 15,983 | 32,228 | 16,076 | 16,152 |

¹ includes pupils attending schools which provide only a partial stream

Table 3.11 - Enrolment in primary schools¹ by gender, age and grade, 2001

Republic of Mauritius

| Age (in years) | Grade | | | | | | | Total |
|-------------------|---------------|---------------|---------------|---------------|---------------|---------------------------|--------------|----------------|
| | I | II | III | IV | V | VI (repeaters only) | | |
| Total | | | | | | | | |
| 5 | 14,632 | - | - | - | - | - | - | 14,632 |
| 6 | 5,396 | 15,833 | - | - | - | - | - | 21,229 |
| 7 | 62 | 5,287 | 15,877 | - | - | - | - | 21,226 |
| 8 | - | 61 | 5,634 | 16,511 | - | - | - | 22,206 |
| 9 | - | - | 83 | 5,636 | 15,927 | - | - | 21,646 |
| 10 | - | - | - | 62 | 5,620 | 15,953 | - | 21,635 |
| 11 | - | - | - | - | 148 | 5,477 | 4,268 | 9,893 |
| 12 | - | - | - | - | - | 95 | 1,523 | 1,618 |
| Total | 20,090 | 21,181 | 21,594 | 22,209 | 21,695 | 21,525 | 5,791 | 134,085 |
| Male | | | | | | | | |
| 5 | 7,295 | - | - | - | - | - | - | 7,295 |
| 6 | 2,709 | 8,041 | - | - | - | - | - | 10,750 |
| 7 | 47 | 2,696 | 7,933 | - | - | - | - | 10,676 |
| 8 | - | 47 | 2,780 | 8,228 | - | - | - | 11,055 |
| 9 | - | - | 54 | 2,892 | 8,079 | - | - | 11,025 |
| 10 | - | - | - | 52 | 2,879 | 7,960 | - | 10,891 |
| 11 | - | - | - | - | 102 | 2,811 | 2,426 | 5,339 |
| 12 | - | - | - | - | - | 51 | 932 | 983 |
| Total | 10,051 | 10,784 | 10,767 | 11,172 | 11,060 | 10,822 | 3,358 | 68,014 |
| Female | | | | | | | | |
| 5 | 7,337 | - | - | - | - | - | - | 7,337 |
| 6 | 2,687 | 7,792 | - | - | - | - | - | 10,479 |
| 7 | 15 | 2,591 | 7,944 | - | - | - | - | 10,550 |
| 8 | - | 14 | 2,854 | 8,283 | - | - | - | 11,151 |
| 9 | - | - | 29 | 2,744 | 7,848 | - | - | 10,621 |
| 10 | - | - | - | 10 | 2,741 | 7,993 | - | 10,744 |
| 11 | - | - | - | - | 46 | 2,666 | 1,842 | 4,554 |
| 12 | - | - | - | - | - | 44 | 591 | 635 |
| Total | 10,039 | 10,397 | 10,827 | 11,037 | 10,635 | 10,703 | 2,433 | 66,071 |

¹ includes pupils attending schools which provide only a partial stream

Table 3.12 - Enrolment in primary schools¹ by gender, age and grade, 2001

Island of Mauritius

| Age (in years) | Grade | | | | | | | Total |
|-------------------|---------------|---------------|---------------|---------------|---------------|---------------|---------------------------|----------------|
| | I | II | III | IV | V | VI | VI (repeaters only) | |
| Total | | | | | | | | |
| 5 | 14,085 | - | - | - | - | - | - | 14,085 |
| 6 | 5,213 | 15,257 | - | - | - | - | - | 20,470 |
| 7 | 62 | 5,089 | 15,335 | - | - | - | - | 20,486 |
| 8 | - | 61 | 5,466 | 15,956 | - | - | - | 21,483 |
| 9 | - | - | 83 | 5,466 | 15,374 | - | - | 20,923 |
| 10 | - | - | - | 62 | 5,426 | 15,377 | - | 20,865 |
| 11 | - | - | - | - | 148 | 5,288 | 4,069 | 9,505 |
| 12 | - | - | - | - | - | 84 | 1,449 | 1,533 |
| Total | 19,360 | 20,407 | 20,884 | 21,484 | 20,948 | 20,749 | 5,518 | 129,350 |
| Male | | | | | | | | |
| 5 | 7,038 | - | - | - | - | - | - | 7,038 |
| 6 | 2,609 | 7,740 | - | - | - | - | - | 10,349 |
| 7 | 47 | 2,611 | 7,645 | - | - | - | - | 10,303 |
| 8 | - | 47 | 2,711 | 7,957 | - | - | - | 10,715 |
| 9 | - | - | 54 | 2,804 | 7,830 | - | - | 10,688 |
| 10 | - | - | - | 52 | 2,779 | 7,681 | - | 10,512 |
| 11 | - | - | - | - | 102 | 2,715 | 2,311 | 5,128 |
| 12 | - | - | - | - | - | 43 | 879 | 922 |
| Total | 9,694 | 10,398 | 10,410 | 10,813 | 10,711 | 10,439 | 3,190 | 65,655 |
| Female | | | | | | | | |
| 5 | 7,047 | - | - | - | - | - | - | 7,047 |
| 6 | 2,604 | 7,517 | - | - | - | - | - | 10,121 |
| 7 | 15 | 2,478 | 7,690 | - | - | - | - | 10,183 |
| 8 | - | 14 | 2,755 | 7,999 | - | - | - | 10,768 |
| 9 | - | - | 29 | 2,662 | 7,544 | - | - | 10,235 |
| 10 | - | - | - | 10 | 2,647 | 7,696 | - | 10,353 |
| 11 | - | - | - | - | 46 | 2,573 | 1,758 | 4,377 |
| 12 | - | - | - | - | - | 41 | 570 | 611 |
| Total | 9,666 | 10,009 | 10,474 | 10,671 | 10,237 | 10,310 | 2,328 | 63,695 |

¹ includes pupils attending schools which provide only a partial stream

Table 3.13 - Enrolment in primary schools by gender, age and grade, 2001

Island of Rodrigues

| Age (in years) | Grade | | | | | | | Total |
|-------------------|------------|------------|------------|------------|------------|------------|---------------------------|--------------|
| | I | II | III | IV | V | VI | VI (repeaters only) | |
| Total | | | | | | | | |
| 5 | 547 | - | - | - | - | - | - | 547 |
| 6 | 183 | 576 | - | - | - | - | - | 759 |
| 7 | - | 198 | 542 | - | - | - | - | 740 |
| 8 | - | - | 168 | 555 | - | - | - | 723 |
| 9 | - | - | - | 170 | 553 | - | - | 723 |
| 10 | - | - | - | - | 194 | 576 | - | 770 |
| 11 | - | - | - | - | - | 189 | 199 | 388 |
| 12 | - | - | - | - | - | 11 | 74 | 85 |
| Total | 730 | 774 | 710 | 725 | 747 | 776 | 273 | 4,735 |
| Male | | | | | | | | |
| 5 | 257 | - | - | - | - | - | - | 257 |
| 6 | 100 | 301 | - | - | - | - | - | 401 |
| 7 | - | 85 | 288 | - | - | - | - | 373 |
| 8 | - | - | 69 | 271 | - | - | - | 340 |
| 9 | - | - | - | 88 | 249 | - | - | 337 |
| 10 | - | - | - | - | 100 | 279 | - | 379 |
| 11 | - | - | - | - | - | 96 | 115 | 211 |
| 12 | - | - | - | - | - | 8 | 53 | 61 |
| Total | 357 | 386 | 357 | 359 | 349 | 383 | 168 | 2,359 |
| Female | | | | | | | | |
| 5 | 290 | - | - | - | - | - | - | 290 |
| 6 | 83 | 275 | - | - | - | - | - | 358 |
| 7 | - | 113 | 254 | - | - | - | - | 367 |
| 8 | - | - | 99 | 284 | - | - | - | 383 |
| 9 | - | - | - | 82 | 304 | - | - | 386 |
| 10 | - | - | - | - | 94 | 297 | - | 391 |
| 11 | - | - | - | - | - | 93 | 84 | 177 |
| 12 | - | - | - | - | - | 3 | 21 | 24 |
| Total | 373 | 388 | 353 | 366 | 398 | 393 | 105 | 2,376 |

¹ includes pupils attending schools which provide only a partial stream

Table 3.14.1 - Number and percentage of pupils studying Asian language in primary schools by administration, language studied and grade, 2001
Island of Mauritius

| Standard | I | | II | | III | | IV | | V | | VI (including repeaters) | | Total | |
|------------------------|--------|------|--------|------|--------|------|--------|------|--------|------|--------------------------|------|---------|------|
| | Number | % | Number | % | Number | % | Number | % | Number | % | Number | % | Number | % |
| All schools | 19,360 | | 20,407 | | 20,884 | | 21,484 | | 20,948 | | 26,267 | | 129,350 | |
| Total number of pupils | | | | | | | | | | | | | | |
| Asian language | Number | % | Number | % | Number | % | Number | % | Number | % | Number | % | Number | % |
| Hindi | 7,886 | 40.7 | 8,462 | 41.5 | 8,320 | 39.8 | 8,319 | 38.7 | 8,187 | 39.1 | 9,557 | 36.4 | 50,731 | 39.2 |
| Urdu | 2,440 | 12.6 | 2,559 | 12.5 | 2,731 | 13.1 | 2,845 | 13.2 | 2,764 | 13.2 | 3,269 | 12.4 | 16,608 | 12.8 |
| Tamil | 1,156 | 6.0 | 1,251 | 6.1 | 1,260 | 6.0 | 1,403 | 6.5 | 1,236 | 5.9 | 1,465 | 5.6 | 7,771 | 6.0 |
| Telugu | 414 | 2.1 | 426 | 2.1 | 517 | 2.5 | 487 | 2.3 | 462 | 2.2 | 541 | 2.1 | 2,847 | 2.2 |
| Marathi | 310 | 1.6 | 322 | 1.6 | 313 | 1.5 | 337 | 1.6 | 332 | 1.6 | 379 | 1.4 | 1,993 | 1.5 |
| Arabic | 1,103 | 5.7 | 1,086 | 5.3 | 1,152 | 5.5 | 1,016 | 4.7 | 857 | 4.1 | 923 | 3.5 | 6,137 | 4.7 |
| Modern Chinese | 226 | 1.2 | 248 | 1.2 | 212 | 1.0 | 193 | 0.9 | 139 | 0.7 | 84 | 0.3 | 1,102 | 0.9 |
| All Asian languages | 13,535 | 69.9 | 14,354 | 70.3 | 14,505 | 69.5 | 14,600 | 68.0 | 13,977 | 66.7 | 16,218 | 61.7 | 87,189 | 67.4 |
| Government | 14,685 | | 15,610 | | 15,961 | | 16,507 | | 16,084 | | 20,416 | | 99,263 | |
| Total number of pupils | | | | | | | | | | | | | | |
| Asian language | Number | % | Number | % | Number | % | Number | % | Number | % | Number | % | Number | % |
| Hindi | 7,039 | 47.9 | 7,527 | 48.2 | 7,409 | 46.4 | 7,476 | 45.3 | 7,355 | 45.7 | 8,747 | 42.8 | 45,553 | 45.9 |
| Urdu | 2,063 | 14.0 | 2,184 | 14.0 | 2,295 | 14.4 | 2,386 | 14.5 | 2,313 | 14.4 | 2,767 | 13.6 | 14,008 | 14.1 |
| Tamil | 953 | 6.5 | 1,028 | 6.6 | 1,041 | 6.5 | 1,178 | 7.1 | 1,050 | 6.5 | 1,261 | 6.2 | 6,511 | 6.6 |
| Telugu | 394 | 2.7 | 390 | 2.5 | 494 | 3.1 | 455 | 2.8 | 438 | 2.7 | 496 | 2.4 | 2,667 | 2.7 |
| Marathi | 257 | 1.8 | 280 | 1.8 | 264 | 1.7 | 276 | 1.7 | 280 | 1.7 | 325 | 1.6 | 1,682 | 1.7 |
| Arabic | 888 | 6.0 | 869 | 5.6 | 902 | 5.7 | 872 | 5.3 | 728 | 4.5 | 814 | 4.0 | 5,073 | 5.1 |
| Modern Chinese | 39 | 0.3 | 35 | 0.2 | 30 | 0.2 | 34 | 0.2 | 32 | 0.2 | 20 | 0.1 | 190 | 0.2 |
| All Asian languages | 11,633 | 79.2 | 12,313 | 78.9 | 12,435 | 77.9 | 12,677 | 76.8 | 12,196 | 75.8 | 14,430 | 70.7 | 75,684 | 76.2 |
| Private | 4,675 | | 4,797 | | 4,923 | | 4,977 | | 4,864 | | 5,851 | | 30,087 | |
| Total number of pupils | | | | | | | | | | | | | | |
| Asian language | Number | % | Number | % | Number | % | Number | % | Number | % | Number | % | Number | % |
| Hindi | 847 | 18.1 | 935 | 19.5 | 911 | 18.5 | 843 | 16.9 | 832 | 17.1 | 810 | 13.8 | 5,178 | 17.2 |
| Urdu | 377 | 8.1 | 375 | 7.8 | 436 | 8.9 | 459 | 9.2 | 451 | 9.3 | 502 | 8.6 | 2,600 | 8.6 |
| Tamil | 203 | 4.3 | 223 | 4.6 | 219 | 4.4 | 225 | 4.5 | 186 | 3.8 | 204 | 3.5 | 1,260 | 4.2 |
| Telugu | 20 | 0.4 | 36 | 0.8 | 23 | 0.5 | 32 | 0.6 | 24 | 0.5 | 45 | 0.8 | 180 | 0.6 |
| Marathi | 53 | 1.1 | 42 | 0.9 | 49 | 1.0 | 61 | 1.2 | 52 | 1.1 | 54 | 0.9 | 311 | 1.0 |
| Arabic | 215 | 4.6 | 217 | 4.5 | 250 | 5.1 | 144 | 2.9 | 129 | 2.7 | 109 | 1.9 | 1,064 | 3.5 |
| Modern Chinese | 187 | 4.0 | 213 | 4.4 | 182 | 3.7 | 159 | 3.2 | 107 | 2.2 | 64 | 1.1 | 912 | 3.0 |
| All Asian languages | 1,902 | 40.7 | 2,041 | 42.5 | 2,070 | 42.0 | 1,923 | 38.6 | 1,781 | 36.6 | 1,788 | 30.6 | 11,505 | 38.2 |

Table 3.14.2 - Number of pupils by Asian language studied, grade and district, 2001

| District | Grade | | | | | | | Grade | | | | | | |
|-----------------------|--------------|--------------|--------------|--------------|--------------|--------------|---------------|----------------------|---------------|---------------|---------------|---------------|---------------|---------------|
| | I | II | III | IV | V | VIR | Total | I | II | III | IV | V | VIR | Total |
| Hindi | | | | | | | | Urdu | | | | | | |
| Port-Louis | 520 | 512 | 544 | 532 | 535 | 554 | 3,197 | 510 | 521 | 552 | 710 | 689 | 862 | 3,844 |
| Pamplemousses | 964 | 1,086 | 1,020 | 1,024 | 1,035 | 1,233 | 6,362 | 243 | 229 | 278 | 286 | 226 | 290 | 1,552 |
| Riv. du Rempart | 1,028 | 1,112 | 1,084 | 1,041 | 1,066 | 1,315 | 6,646 | 204 | 205 | 210 | 224 | 182 | 232 | 1,257 |
| Flacq | 1,365 | 1,513 | 1,477 | 1,446 | 1,374 | 1,609 | 8,784 | 294 | 295 | 298 | 278 | 261 | 314 | 1,740 |
| Grand Port | 974 | 973 | 1,063 | 1,013 | 1,031 | 1,159 | 6,213 | 142 | 203 | 202 | 187 | 179 | 227 | 1,140 |
| Savanne | 451 | 485 | 469 | 428 | 468 | 547 | 2,848 | 86 | 80 | 89 | 97 | 117 | 176 | 645 |
| Plaine Wilhems | 1,881 | 2,028 | 1,956 | 2,092 | 1,942 | 2,169 | 12,068 | 783 | 840 | 908 | 859 | 909 | 929 | 5,228 |
| Moka | 476 | 549 | 514 | 531 | 511 | 677 | 3,258 | 171 | 183 | 185 | 201 | 195 | 233 | 1,168 |
| Black River | 227 | 204 | 193 | 212 | 225 | 294 | 1,355 | 7 | 3 | 9 | 3 | 6 | 6 | 34 |
| Total | 7,886 | 8,462 | 8,320 | 8,319 | 8,187 | 9,557 | 50,731 | 2,440 | 2,559 | 2,731 | 2,845 | 2,764 | 3,269 | 16,608 |
| Tamil | | | | | | | | Telugu | | | | | | |
| Port-Louis | 135 | 164 | 149 | 191 | 143 | 189 | 971 | 8 | 11 | 7 | 12 | 11 | 20 | 69 |
| Pamplemousses | 66 | 81 | 70 | 75 | 64 | 78 | 434 | 30 | 13 | 18 | 17 | 20 | 28 | 126 |
| Riv. du Rempart | 106 | 111 | 126 | 122 | 103 | 161 | 729 | 64 | 67 | 91 | 81 | 72 | 81 | 456 |
| Flacq | 102 | 112 | 126 | 128 | 108 | 119 | 695 | 47 | 49 | 58 | 58 | 61 | 55 | 328 |
| Grand Port | 80 | 77 | 92 | 89 | 89 | 106 | 533 | 58 | 72 | 101 | 94 | 84 | 97 | 506 |
| Savanne | 99 | 105 | 122 | 125 | 113 | 147 | 711 | 64 | 52 | 87 | 78 | 72 | 83 | 436 |
| Plaine Wilhems | 475 | 521 | 493 | 571 | 511 | 558 | 3,129 | 105 | 119 | 129 | 106 | 111 | 121 | 691 |
| Moka | 89 | 77 | 77 | 97 | 99 | 101 | 540 | 38 | 43 | 26 | 41 | 31 | 56 | 235 |
| Black River | 4 | 3 | 5 | 5 | 6 | 6 | 29 | - | - | - | - | - | - | - |
| Total | 1,156 | 1,251 | 1,260 | 1,403 | 1,236 | 1,465 | 7,771 | 414 | 426 | 517 | 487 | 462 | 541 | 2,847 |
| Marathi | | | | | | | | Arabic | | | | | | |
| Port-Louis | 2 | - | 3 | 4 | 1 | 6 | 16 | 650 | 624 | 663 | 553 | 492 | 533 | 3,515 |
| Pamplemousses | - | - | - | - | - | 1 | 1 | 19 | 17 | 22 | 18 | 6 | 1 | 83 |
| Riv. du Rempart | 2 | - | - | 1 | 1 | 1 | 5 | - | - | - | - | - | - | - |
| Flacq | 13 | 19 | 20 | 13 | 18 | 14 | 97 | 22 | 16 | 21 | 14 | 7 | 16 | 96 |
| Grand Port | 49 | 61 | 49 | 44 | 54 | 55 | 312 | 76 | 73 | 86 | 72 | 80 | 84 | 471 |
| Savanne | 25 | 31 | 32 | 33 | 32 | 29 | 182 | 142 | 156 | 148 | 156 | 110 | 120 | 832 |
| Plaine Wilhems | 134 | 125 | 136 | 149 | 151 | 178 | 873 | 164 | 171 | 189 | 178 | 151 | 161 | 1,014 |
| Moka | 40 | 43 | 32 | 41 | 38 | 38 | 232 | 30 | 29 | 23 | 25 | 11 | 8 | 126 |
| Black River | 45 | 43 | 41 | 52 | 37 | 57 | 275 | - | - | - | - | - | - | - |
| Total | 310 | 322 | 313 | 337 | 332 | 379 | 1,993 | 1,103 | 1,086 | 1,152 | 1,016 | 857 | 923 | 6,137 |
| Modern Chinese | | | | | | | | All Languages | | | | | | |
| Port-Louis | 158 | 147 | 141 | 125 | 84 | 58 | 713 | 1,983 | 1,979 | 2,059 | 2,127 | 1,955 | 2,222 | 12,325 |
| Pamplemousses | - | - | - | - | - | - | - | 1,322 | 1,426 | 1,408 | 1,420 | 1,351 | 1,631 | 8,558 |
| Riv. du Rempart | - | - | - | - | - | - | - | 1,404 | 1,495 | 1,511 | 1,469 | 1,424 | 1,790 | 9,093 |
| Flacq | - | - | - | - | - | - | - | 1,843 | 2,004 | 2,000 | 1,937 | 1,829 | 2,127 | 11,740 |
| Grand Port | - | - | - | - | - | - | - | 1,379 | 1,459 | 1,593 | 1,499 | 1,517 | 1,728 | 9,175 |
| Savanne | - | - | - | - | - | - | - | 867 | 909 | 947 | 917 | 912 | 1,102 | 5,654 |
| Plaine Wilhems | 68 | 101 | 71 | 68 | 55 | 26 | 389 | 3,610 | 3,905 | 3,882 | 4,023 | 3,830 | 4,142 | 23,392 |
| Moka | - | - | - | - | - | - | - | 844 | 924 | 857 | 936 | 885 | 1,113 | 5,559 |
| Black River | - | - | - | - | - | - | - | 283 | 253 | 248 | 272 | 274 | 363 | 1,693 |
| Total | 226 | 248 | 212 | 193 | 139 | 84 | 1,102 | 13,535 | 14,354 | 14,505 | 14,600 | 13,977 | 16,218 | 87,189 |

Table 3.14.3 - Number of pupils by Asian language studied, grade and region, 2001

| Region | Grade | | | | | | | Grade | | | | | | |
|-----------------------|--------------|--------------|--------------|--------------|--------------|--------------|---------------|----------------------|---------------|---------------|---------------|---------------|---------------|---------------|
| | I | II | III | IV | V | VI | Total | I | II | III | IV | V | VI | Total |
| Hindi | | | | | | | | Urdu | | | | | | |
| 1 - Port-Louis | 867 | 870 | 896 | 867 | 882 | 991 | 5,373 | 575 | 591 | 649 | 800 | 743 | 957 | 4,315 |
| 2 - North | 1,716 | 1,906 | 1,817 | 1,799 | 1,820 | 2,197 | 11,255 | 398 | 394 | 415 | 446 | 370 | 456 | 2,479 |
| 3 - East | 1,843 | 2,066 | 1,988 | 1,972 | 1,891 | 2,274 | 12,034 | 452 | 453 | 468 | 465 | 451 | 525 | 2,814 |
| 4 - South | 1,402 | 1,422 | 1,513 | 1,411 | 1,468 | 1,679 | 8,895 | 225 | 278 | 282 | 272 | 285 | 396 | 1,738 |
| 5 - Central | 1,053 | 1,102 | 1,097 | 1,186 | 1,127 | 1,259 | 6,824 | 437 | 475 | 516 | 468 | 511 | 556 | 2,963 |
| 6 - West | 1,005 | 1,096 | 1,009 | 1,084 | 999 | 1,157 | 6,350 | 353 | 368 | 401 | 394 | 404 | 379 | 2,299 |
| Total | 7,886 | 8,462 | 8,320 | 8,319 | 8,187 | 9,557 | 50,731 | 2,440 | 2,559 | 2,731 | 2,845 | 2,764 | 3,269 | 16,608 |
| Tamil | | | | | | | | Telugu | | | | | | |
| 1 - Port-Louis | 163 | 200 | 187 | 216 | 168 | 216 | 1,150 | 15 | 11 | 11 | 16 | 15 | 21 | 89 |
| 2 - North | 146 | 160 | 166 | 173 | 145 | 214 | 1,004 | 87 | 80 | 105 | 94 | 86 | 107 | 559 |
| 3 - East | 186 | 183 | 197 | 218 | 204 | 213 | 1,201 | 82 | 92 | 83 | 96 | 94 | 112 | 559 |
| 4 - South | 179 | 182 | 214 | 214 | 202 | 253 | 1,244 | 122 | 124 | 188 | 172 | 156 | 180 | 942 |
| 5 - Central | 163 | 214 | 176 | 220 | 199 | 211 | 1,183 | 52 | 53 | 45 | 50 | 38 | 46 | 284 |
| 6 - West | 319 | 312 | 320 | 362 | 318 | 358 | 1,989 | 56 | 66 | 85 | 59 | 73 | 75 | 414 |
| Total | 1,156 | 1,251 | 1,260 | 1,403 | 1,236 | 1,465 | 7,771 | 414 | 426 | 517 | 487 | 462 | 541 | 2,847 |
| Marathi | | | | | | | | Arabic | | | | | | |
| 1 - Port-Louis | 2 | - | 3 | 4 | 1 | 7 | 17 | 650 | 624 | 663 | 553 | 492 | 533 | 3,515 |
| 2 - North | 2 | - | - | 1 | 1 | 1 | 5 | 19 | 17 | 22 | 18 | 6 | 1 | 83 |
| 3 - East | 46 | 57 | 51 | 50 | 49 | 45 | 298 | 52 | 45 | 44 | 39 | 18 | 24 | 222 |
| 4 - South | 74 | 92 | 81 | 77 | 86 | 84 | 494 | 218 | 229 | 234 | 228 | 190 | 204 | 1,303 |
| 5 - Central | 81 | 63 | 70 | 92 | 92 | 108 | 506 | 148 | 157 | 178 | 163 | 148 | 154 | 948 |
| 6 - West | 105 | 110 | 108 | 113 | 103 | 134 | 673 | 16 | 14 | 11 | 15 | 3 | 7 | 66 |
| Total | 310 | 322 | 313 | 337 | 332 | 379 | 1,993 | 1,103 | 1,086 | 1,152 | 1,016 | 857 | 923 | 6,137 |
| Modern Chinese | | | | | | | | All Languages | | | | | | |
| 1 - Port-Louis | 158 | 147 | 141 | 125 | 84 | 58 | 713 | 2,430 | 2,443 | 2,550 | 2,581 | 2,385 | 2,783 | 15,172 |
| 2 - North | - | - | - | - | - | - | - | 2,368 | 2,557 | 2,525 | 2,531 | 2,428 | 2,976 | 15,385 |
| 3 - East | - | - | - | - | - | - | - | 2,661 | 2,896 | 2,831 | 2,840 | 2,707 | 3,193 | 17,128 |
| 4 - South | - | - | - | - | - | - | - | 2,220 | 2,327 | 2,512 | 2,374 | 2,387 | 2,796 | 14,616 |
| 5 - Central | 5 | 14 | 10 | 10 | 6 | 7 | 52 | 1,939 | 2,078 | 2,092 | 2,189 | 2,121 | 2,341 | 12,760 |
| 6 - West | 63 | 87 | 61 | 58 | 49 | 19 | 337 | 1,917 | 2,053 | 1,995 | 2,085 | 1,949 | 2,129 | 12,128 |
| Total | 226 | 248 | 212 | 193 | 139 | 84 | 1,102 | 13,535 | 14,354 | 14,505 | 14,600 | 13,977 | 16,218 | 87,189 |

Table 3.15 - Primary enrolment and Gross Enrolment Ratio¹ by gender, 1992 - 2001

| YEAR | Republic of Mauritius | | | | | | Island of Mauritius | | | | | | Island of Rodrigues | | | | | |
|------|-----------------------|--------|--------|-----------------------|-----|-----|---------------------|--------|--------|-----------------------|-----|-----|---------------------|-------|-------|-----------------------|-----|-----|
| | Enrolment | | | Gross Enrolment Ratio | | | Enrolment | | | Gross Enrolment Ratio | | | Enrolment | | | Gross Enrolment Ratio | | |
| | T | M | F | T | M | F | T | M | F | T | M | F | T | M | F | T | M | F |
| 1992 | 129,738 | 65,672 | 64,066 | 107 | 106 | 107 | 123,931 | 62,757 | 61,174 | 107 | 106 | 107 | 5,807 | 2,915 | 2,892 | 102 | 103 | 101 |
| 1993 | 125,543 | 63,543 | 62,000 | 108 | 107 | 108 | 120,002 | 60,758 | 59,244 | 108 | 107 | 108 | 5,541 | 2,785 | 2,756 | 104 | 105 | 103 |
| 1994 | 123,167 | 62,436 | 60,731 | 108 | 107 | 108 | 117,919 | 59,769 | 58,150 | 108 | 107 | 108 | 5,248 | 2,667 | 2,581 | 104 | 106 | 103 |
| 1995 | 122,895 | 62,300 | 60,595 | 107 | 107 | 107 | 117,795 | 59,710 | 58,085 | 107 | 107 | 108 | 5,100 | 2,590 | 2,510 | 104 | 106 | 102 |
| 1996 | 124,589 | 63,210 | 61,379 | 107 | 107 | 108 | 119,655 | 60,693 | 58,962 | 107 | 107 | 108 | 4,934 | 2,517 | 2,417 | 107 | 108 | 106 |
| 1997 | 127,109 | 64,386 | 62,723 | 106 | 106 | 107 | 122,312 | 61,953 | 60,359 | 106 | 106 | 107 | 4,797 | 2,433 | 2,364 | 105 | 105 | 106 |
| 1998 | 130,505 | 66,034 | 64,471 | 105 | 105 | 106 | 125,681 | 63,601 | 62,080 | 105 | 105 | 106 | 4,824 | 2,433 | 2,391 | 106 | 105 | 107 |
| 1999 | 133,489 | 67,559 | 65,930 | 105 | 104 | 105 | 128,745 | 65,156 | 63,589 | 105 | 104 | 105 | 4,744 | 2,403 | 2,341 | 108 | 107 | 109 |
| 2000 | 135,237 | 68,711 | 66,526 | 105 | 105 | 105 | 130,464 | 66,303 | 64,161 | 105 | 105 | 105 | 4,773 | 2,408 | 2,365 | 112 | 111 | 113 |
| 2001 | 134,085 | 68,014 | 66,071 | 104 | 104 | 104 | 129,350 | 65,655 | 63,695 | 103 | 103 | 103 | 4,735 | 2,359 | 2,376 | 114 | 111 | 118 |

¹ Number of students enrolled per 100 population aged (6 - 11)

Table 3.16.1 - Employment in primary schools by administration, gender, district and occupational status, 2001

All schools

| District | Head Teacher | Deputy Head Teacher | Teacher General * | Teacher, Asian language | | | | | | | | | | School clerk | Caretaker | Labourer | Other | TOTAL |
|-----------------------|--------------|---------------------|-------------------|-------------------------|-------|------|-------|--------|---------|--------|----------------|---------|-------|--------------|-----------|----------|-------|-------|
| | | | | Total | Hindi | Urdu | Tamil | Telugu | Marathi | Arabic | Modern Chinese | TOTAL | | | | | | |
| | | | | | | | | | | | | Teacher | Other | | | | | |
| Total | | | | 198 | 63 | 66 | 28 | 3 | 1 | 31 | 6 | 30 | 82 | 112 | 6 | 1,141 | | |
| Port Louis | 35 | 149 | 529 | 198 | 63 | 66 | 28 | 3 | 1 | 31 | 6 | 30 | 82 | 112 | 6 | 1,141 | | |
| Pamplemousses | 25 | 75 | 303 | 166 | 108 | 34 | 14 | 8 | - | 2 | - | 24 | 65 | 84 | 7 | 749 | | |
| Riv. du Rempart | 27 | 61 | 351 | 178 | 114 | 27 | 18 | 19 | - | - | - | 21 | 69 | 92 | 11 | 810 | | |
| Flacq | 34 | 79 | 444 | 201 | 119 | 41 | 19 | 13 | 8 | - | - | 26 | 66 | 106 | 3 | 959 | | |
| Grand Port | 31 | 68 | 391 | 126 | 47 | 26 | 20 | 17 | 12 | 4 | - | 18 | 59 | 88 | - | 781 | | |
| Savanne | 18 | 29 | 256 | 90 | 28 | 17 | 18 | 13 | 5 | 9 | - | 12 | 35 | 50 | 1 | 491 | | |
| Plaines Wilhems | 67 | 278 | 1,119 | 306 | 111 | 85 | 53 | 17 | 26 | 8 | 6 | 63 | 139 | 162 | 31 | 2,165 | | |
| Moka | 27 | 59 | 277 | 110 | 47 | 27 | 17 | 10 | 7 | 2 | - | 21 | 35 | 75 | 6 | 610 | | |
| Black River | 13 | 22 | 134 | 23 | 15 | - | 3 | - | 5 | - | - | 6 | 21 | 37 | - | 256 | | |
| Island of Mauritius | 277 | 820 | 3,804 | 1,398 | 652 | 323 | 190 | 100 | 64 | 57 | 12 | 221 | 571 | 806 | 65 | 7,962 | | |
| Island of Rodrigues | 12 | 32 | 177 | - | - | - | - | - | - | - | - | 13 | 36 | 68 | 31 | 369 | | |
| Republic of Mauritius | 289 | 852 | 3,981 | 1,398 | 652 | 323 | 190 | 100 | 64 | 57 | 12 | 234 | 607 | 874 | 96 | 8,331 | | |
| Male | | | | | | | | | | | | | | | | | | |
| Port Louis | 22 | 78 | 200 | 81 | 32 | 25 | 13 | 2 | - | 9 | - | 16 | 74 | 98 | 3 | 572 | | |
| Pamplemousses | 20 | 48 | 148 | 97 | 64 | 19 | 7 | 6 | - | 1 | - | 9 | 54 | 81 | 5 | 462 | | |
| Riv. du Rempart | 21 | 38 | 167 | 99 | 69 | 13 | 8 | 9 | - | - | - | 12 | 68 | 86 | 3 | 494 | | |
| Flacq | 22 | 55 | 233 | 110 | 68 | 29 | 6 | 2 | 4 | - | - | 14 | 60 | 99 | 3 | 596 | | |
| Grand Port | 21 | 38 | 184 | 56 | 21 | 14 | 5 | 6 | 8 | 2 | - | 13 | 55 | 77 | - | 444 | | |
| Savanne | 14 | 17 | 138 | 58 | 17 | 14 | 12 | 10 | 2 | 3 | - | 7 | 34 | 46 | 1 | 315 | | |
| Plaines Wilhems | 36 | 100 | 377 | 104 | 30 | 36 | 19 | 5 | 9 | 4 | 1 | 21 | 118 | 136 | 7 | 899 | | |
| Moka | 14 | 31 | 96 | 50 | 20 | 14 | 5 | 4 | 5 | 2 | - | 8 | 33 | 60 | 2 | 294 | | |
| Black River | 5 | 9 | 51 | 8 | 6 | - | 1 | - | 1 | - | - | 4 | 19 | 33 | - | 129 | | |
| Island of Mauritius | 175 | 414 | 1,594 | 663 | 327 | 164 | 76 | 44 | 29 | 22 | 1 | 104 | 515 | 716 | 24 | 4,205 | | |
| Island of Rodrigues | 7 | 19 | 80 | - | - | - | - | - | - | - | - | 3 | 35 | 42 | 31 | 217 | | |
| Republic of Mauritius | 182 | 433 | 1,674 | 663 | 327 | 164 | 76 | 44 | 29 | 22 | 1 | 107 | 550 | 758 | 55 | 4,422 | | |
| Female | | | | | | | | | | | | | | | | | | |
| Port Louis | 13 | 71 | 329 | 117 | 31 | 41 | 15 | 1 | 1 | 22 | 6 | 14 | 8 | 14 | 3 | 569 | | |
| Pamplemousses | 5 | 27 | 155 | 69 | 44 | 15 | 7 | 2 | - | 1 | - | 15 | 11 | 3 | 2 | 287 | | |
| Riv. du Rempart | 6 | 23 | 184 | 79 | 45 | 14 | 10 | 10 | - | - | - | 9 | 1 | 6 | 8 | 316 | | |
| Flacq | 12 | 24 | 211 | 91 | 51 | 12 | 13 | 11 | 4 | - | - | 12 | 6 | 7 | - | 363 | | |
| Grand Port | 10 | 30 | 207 | 70 | 26 | 12 | 15 | 11 | 4 | 2 | - | 5 | 4 | 11 | - | 337 | | |
| Savanne | 4 | 12 | 118 | 32 | 11 | 3 | 6 | 3 | 3 | 6 | - | 5 | 1 | 4 | - | 176 | | |
| Plaines Wilhems | 31 | 178 | 742 | 202 | 81 | 49 | 34 | 12 | 17 | 4 | 5 | 42 | 21 | 26 | 24 | 1,266 | | |
| Moka | 13 | 28 | 181 | 60 | 27 | 13 | 12 | 6 | 2 | 12 | - | 13 | 2 | 15 | 4 | 316 | | |
| Black River | 8 | 13 | 83 | 15 | 9 | - | 2 | - | 4 | - | - | 2 | 2 | 4 | - | 127 | | |
| Island of Mauritius | 102 | 406 | 2,210 | 735 | 325 | 159 | 114 | 56 | 35 | 35 | 11 | 117 | 56 | 90 | 41 | 3,757 | | |
| Island of Rodrigues | 5 | 13 | 97 | - | - | - | - | - | - | - | - | 10 | 1 | 26 | - | 152 | | |
| Republic of Mauritius | 107 | 419 | 2,307 | 735 | 325 | 159 | 114 | 56 | 35 | 35 | 11 | 127 | 57 | 116 | 41 | 3,909 | | |

* including physical education instructors

Table 3.16.1 - Employment in primary schools by administration, gender, district and occupational status, 2001(cont'd)

Government schools

| District | Head Teacher | Deputy Head Teacher | Teacher General * Purpose * | Teacher, Asian language | | | | | | | Total | Hindi | Urdu | Tamil | Telugu | Marathi | Arabic | Modern Chinese | School clerk | Caretaker | Labourer | Other | TOTAL |
|-----------------------|--------------|---------------------|-----------------------------|-------------------------|-----|-----|-----|----|----|----|-------|-------|------|-------|--------|---------|--------|----------------|--------------|-----------|----------|-------|-------|
| | | | | | | | | | | | | | | | | | | | | | | | |
| Both Sexes | | | | | | | | | | | | | | | | | | | | | | | |
| Port Louis | 26 | 106 | 361 | 144 | 51 | 48 | 22 | 3 | 1 | 18 | 1 | 21 | 59 | 86 | 2 | 805 | | | | | | | |
| Pamplemousses | 23 | 72 | 275 | 162 | 106 | 33 | 14 | 7 | - | 2 | - | 16 | 56 | 81 | 1 | 686 | | | | | | | |
| Riv. du Rempart | 22 | 44 | 286 | 170 | 109 | 25 | 17 | 19 | - | - | - | 17 | 63 | 83 | 1 | 686 | | | | | | | |
| Flacq | 25 | 55 | 367 | 179 | 103 | 39 | 16 | 13 | 7 | 1 | - | 21 | 56 | 86 | 2 | 791 | | | | | | | |
| Grand Port | 26 | 49 | 318 | 109 | 41 | 21 | 17 | 16 | 11 | 3 | - | 15 | 52 | 75 | - | 644 | | | | | | | |
| Savanne | 15 | 21 | 221 | 82 | 25 | 16 | 16 | 12 | 4 | 9 | - | 10 | 31 | 44 | 1 | 425 | | | | | | | |
| Plaines Wilhems | 47 | 191 | 681 | 235 | 89 | 63 | 40 | 14 | 21 | 7 | 1 | 38 | 94 | 114 | 4 | 1,404 | | | | | | | |
| Moka | 19 | 36 | 177 | 96 | 40 | 24 | 15 | 8 | 7 | 2 | - | 12 | 28 | 50 | - | 418 | | | | | | | |
| Black River | 10 | 14 | 111 | 20 | 13 | - | 3 | 4 | 4 | - | - | 4 | 18 | 28 | - | 205 | | | | | | | |
| Island of Mauritius | 213 | 588 | 2,797 | 1,197 | 577 | 269 | 160 | 92 | 55 | 42 | 2 | 154 | 457 | 647 | 11 | 6,064 | | | | | | | |
| Island of Rodrigues | 7 | 17 | 91 | - | - | - | - | - | - | - | - | 8 | 25 | 45 | 22 | 215 | | | | | | | |
| Republic of Mauritius | 220 | 605 | 2,888 | 1,197 | 577 | 269 | 160 | 92 | 55 | 42 | 2 | 162 | 482 | 692 | 33 | 6,279 | | | | | | | |
| Male | | | | | | | | | | | | | | | | | | | | | | | |
| Port Louis | 17 | 61 | 155 | 70 | 29 | 21 | 11 | 2 | - | 7 | - | 12 | 57 | 82 | 1 | 455 | | | | | | | |
| Pamplemousses | 18 | 47 | 130 | 94 | 63 | 18 | 7 | 5 | - | 1 | - | 9 | 54 | 79 | 1 | 432 | | | | | | | |
| Riv. du Rempart | 20 | 35 | 153 | 95 | 66 | 12 | 8 | 9 | - | - | - | 12 | 62 | 80 | 1 | 458 | | | | | | | |
| Flacq | 19 | 46 | 198 | 96 | 57 | 27 | 5 | 2 | 4 | 1 | - | 14 | 51 | 85 | 2 | 511 | | | | | | | |
| Grand Port | 18 | 35 | 163 | 46 | 17 | 10 | 5 | 6 | 7 | 1 | - | 12 | 50 | 70 | - | 394 | | | | | | | |
| Savanne | 12 | 16 | 128 | 51 | 14 | 13 | 11 | 9 | 1 | 3 | - | 6 | 31 | 42 | 1 | 287 | | | | | | | |
| Plaines Wilhems | 28 | 80 | 284 | 84 | 26 | 26 | 16 | 4 | 8 | 4 | - | 16 | 85 | 108 | 4 | 689 | | | | | | | |
| Moka | 10 | 25 | 73 | 47 | 18 | 13 | 5 | 4 | 5 | 2 | - | 7 | 27 | 50 | - | 239 | | | | | | | |
| Black River | 5 | 6 | 44 | 7 | 5 | - | 1 | 1 | 1 | - | - | 3 | 16 | 26 | - | 107 | | | | | | | |
| Island of Mauritius | 147 | 351 | 1,328 | 590 | 295 | 140 | 69 | 41 | 26 | 19 | - | 91 | 433 | 622 | 10 | 3,572 | | | | | | | |
| Island of Rodrigues | 5 | 10 | 43 | - | - | - | - | - | - | - | - | 3 | 25 | 31 | 22 | 139 | | | | | | | |
| Republic of Mauritius | 152 | 361 | 1,371 | 590 | 295 | 140 | 69 | 41 | 26 | 19 | - | 94 | 458 | 653 | 32 | 3,711 | | | | | | | |
| Female | | | | | | | | | | | | | | | | | | | | | | | |
| Port Louis | 9 | 45 | 206 | 74 | 22 | 27 | 11 | 1 | 1 | 11 | 1 | 9 | 2 | 4 | 1 | 350 | | | | | | | |
| Pamplemousses | 5 | 25 | 145 | 68 | 43 | 15 | 7 | 2 | - | 1 | - | 7 | 2 | 2 | - | 254 | | | | | | | |
| Riv. du Rempart | 2 | 9 | 133 | 75 | 43 | 13 | 9 | 10 | - | - | - | 5 | 1 | 3 | - | 228 | | | | | | | |
| Flacq | 6 | 9 | 169 | 83 | 46 | 12 | 11 | 11 | 3 | - | - | 7 | 5 | 1 | - | 280 | | | | | | | |
| Grand Port | 8 | 14 | 155 | 63 | 24 | 11 | 12 | 10 | 4 | 2 | - | 3 | 2 | 5 | - | 250 | | | | | | | |
| Savanne | 3 | 5 | 93 | 31 | 11 | 3 | 5 | 3 | 3 | 6 | - | 4 | - | 2 | - | 138 | | | | | | | |
| Plaines Wilhems | 19 | 111 | 397 | 151 | 63 | 37 | 24 | 10 | 13 | 3 | 1 | 22 | 9 | 6 | - | 715 | | | | | | | |
| Moka | 9 | 11 | 104 | 49 | 22 | 11 | 10 | 4 | 2 | - | - | 5 | 1 | - | - | 179 | | | | | | | |
| Black River | 5 | 8 | 67 | 13 | 8 | - | 2 | - | 3 | - | - | 1 | 2 | 2 | - | 98 | | | | | | | |
| Island of Mauritius | 66 | 237 | 1,469 | 607 | 282 | 129 | 91 | 51 | 29 | 23 | 2 | 63 | 24 | 25 | 1 | 2,492 | | | | | | | |
| Island of Rodrigues | 2 | 7 | 48 | - | - | - | - | - | - | - | - | 5 | - | 14 | - | 76 | | | | | | | |
| Republic of Mauritius | 68 | 244 | 1,517 | 607 | 282 | 129 | 91 | 51 | 29 | 23 | 2 | 68 | 24 | 39 | 1 | 2,568 | | | | | | | |

* including physical education instructors

Table 3.16.1 - Employment in primary schools by administration, gender, district and occupational status, 2001(cont'd)

Private schools

| District | Head Teacher | Deputy Head Teacher | Teacher General * Purpose * | Teacher, Asian language | | | | | | | | | | TOTAL | | | | |
|-----------------------|--------------|---------------------|-----------------------------|-------------------------|-------|------|-------|--------|---------|--------|----------------|--------------|-----------|-------|----------|-------|----|-------|
| | | | | Total | Hindi | Urdu | Tamil | Telugu | Marathi | Arabic | Modern Chinese | School clerk | Caretaker | | Labourer | Other | | |
| Both Sexes | | | | | | | | | | | | | | | | | | |
| Port Louis | 9 | 43 | 168 | 54 | 12 | 18 | 6 | - | - | - | - | 13 | 5 | 9 | 23 | 26 | 4 | 336 |
| Pamplemousses | 2 | 3 | 28 | 4 | 2 | 1 | - | 1 | - | - | - | - | - | 8 | 9 | 3 | 6 | 63 |
| Riv. du Rempart | 5 | 17 | 65 | 8 | 5 | 2 | 1 | - | - | - | - | - | - | 4 | 6 | 9 | 10 | 124 |
| Flaq | 9 | 24 | 77 | 22 | 16 | 2 | 3 | - | 1 | - | - | - | - | 5 | 10 | 20 | 1 | 168 |
| Grand Port | 5 | 19 | 73 | 17 | 6 | 5 | 3 | 1 | 1 | - | - | 1 | - | 3 | 7 | 13 | - | 137 |
| Savanne | 3 | 8 | 35 | 8 | 3 | 1 | 2 | 1 | 1 | - | - | - | - | 2 | 4 | 6 | - | 66 |
| Plaines Wilhems | 20 | 87 | 438 | 71 | 22 | 22 | 13 | 3 | 5 | 1 | 5 | 1 | 5 | 25 | 45 | 48 | 27 | 761 |
| Moka | 8 | 23 | 100 | 14 | 7 | 3 | 2 | 2 | - | - | - | - | - | 9 | 7 | 25 | 6 | 192 |
| Black River | 3 | 8 | 23 | 3 | 2 | - | - | - | 1 | - | - | - | - | 2 | 3 | 9 | - | 51 |
| Island of Mauritius | 64 | 232 | 1,007 | 201 | 75 | 54 | 30 | 8 | 9 | 15 | 10 | 10 | 67 | 114 | 159 | 54 | 54 | 1,898 |
| Island of Rodrigues | 5 | 15 | 86 | - | - | - | - | - | - | - | - | - | 5 | 11 | 23 | 9 | 9 | 154 |
| Republic of Mauritius | 69 | 247 | 1,093 | 201 | 75 | 54 | 30 | 8 | 9 | 15 | 10 | 10 | 72 | 125 | 182 | 63 | 63 | 2,052 |
| Male | | | | | | | | | | | | | | | | | | |
| Port Louis | 5 | 17 | 45 | 11 | 3 | 4 | 2 | - | - | - | - | 2 | - | 4 | 17 | 16 | 2 | 117 |
| Pamplemousses | 2 | 1 | 18 | 3 | 1 | 1 | - | 1 | - | - | - | - | - | - | - | 2 | 4 | 30 |
| Riv. du Rempart | 1 | 3 | 14 | 4 | 3 | 1 | - | - | - | - | - | - | - | - | 6 | 6 | 2 | 36 |
| Flaq | 3 | 9 | 35 | 14 | 11 | 2 | 1 | - | - | - | - | - | - | - | 9 | 14 | 1 | 85 |
| Grand Port | 3 | 3 | 21 | 10 | 4 | 4 | - | - | 1 | 1 | - | - | - | 1 | 5 | 7 | - | 50 |
| Savanne | 2 | 1 | 10 | 7 | 3 | 1 | 1 | 1 | 1 | - | - | - | - | 1 | 3 | 4 | - | 28 |
| Plaines Wilhems | 8 | 20 | 93 | 20 | 4 | 10 | 3 | 1 | 1 | - | 1 | - | 5 | 33 | 28 | 3 | 3 | 210 |
| Moka | 4 | 6 | 23 | 3 | 2 | 1 | - | - | - | - | - | - | 1 | 6 | 10 | 2 | 2 | 55 |
| Black River | - | 3 | 7 | 1 | 1 | - | - | - | - | - | - | - | - | 1 | 3 | 7 | - | 22 |
| Island of Mauritius | 28 | 63 | 266 | 73 | 32 | 24 | 7 | 3 | 3 | 3 | 1 | 13 | 13 | 82 | 94 | 14 | 14 | 633 |
| Island of Rodrigues | 2 | 9 | 37 | - | - | - | - | - | - | - | - | - | - | 10 | 11 | 9 | 9 | 78 |
| Republic of Mauritius | 30 | 72 | 303 | 73 | 32 | 24 | 7 | 3 | 3 | 3 | 1 | 13 | 13 | 92 | 105 | 23 | 23 | 711 |
| Female | | | | | | | | | | | | | | | | | | |
| Port Louis | 4 | 26 | 123 | 43 | 9 | 14 | 4 | - | - | - | - | 11 | 5 | 5 | 6 | 10 | 2 | 219 |
| Pamplemousses | - | 2 | 10 | 1 | 1 | - | - | - | - | - | - | - | - | 8 | 9 | 1 | 2 | 33 |
| Riv. du Rempart | 4 | 14 | 51 | 4 | 2 | 1 | 1 | - | - | - | - | - | - | 4 | 4 | 3 | 8 | 88 |
| Flaq | 6 | 15 | 42 | 8 | 5 | 2 | 2 | - | 1 | - | - | - | - | 5 | 1 | 6 | - | 83 |
| Grand Port | 2 | 16 | 52 | 7 | 2 | 1 | 3 | 1 | - | - | - | - | - | 2 | 2 | 6 | - | 87 |
| Savanne | 1 | 7 | 25 | 1 | - | - | - | - | - | - | - | - | - | 1 | 1 | 2 | - | 38 |
| Plaines Wilhems | 12 | 67 | 345 | 51 | 18 | 12 | 10 | 2 | 4 | 1 | 4 | 1 | 4 | 20 | 12 | 20 | 24 | 551 |
| Moka | 4 | 17 | 77 | 11 | 5 | 2 | 2 | 2 | 2 | - | - | - | - | 8 | 1 | 15 | 4 | 137 |
| Black River | 3 | 5 | 16 | 2 | 1 | - | - | - | 1 | - | - | - | - | 1 | - | 2 | - | 29 |
| Island of Mauritius | 36 | 169 | 741 | 128 | 43 | 30 | 23 | 5 | 6 | 12 | 9 | 12 | 9 | 54 | 32 | 65 | 40 | 1,265 |
| Island of Rodrigues | 3 | 6 | 49 | - | - | - | - | - | - | - | - | - | - | 5 | 1 | 12 | - | 76 |
| Republic of Mauritius | 39 | 175 | 790 | 128 | 43 | 30 | 23 | 5 | 6 | 12 | 9 | 12 | 9 | 59 | 33 | 77 | 40 | 1,341 |

* including physical education instructors

Table 3 16.2 - Employment in primary schools by administration, gender, region and occupational status, 2001

All schools

| Region | Head Teacher | Deputy Head Teacher | Teacher * General Purpose | Teacher, Asian language | | | | | | | | School clerk | Caretaker | Labourer | Other | TOTAL |
|----------------|--------------|---------------------|------------------------------|-------------------------|-------|------|-------|--------|---------|--------|----------------|--------------|-----------|----------|-------|-------|
| | | | | Total | Hindi | Urdu | Tamil | Telugu | Marathi | Arabic | Modern Chinese | | | | | |
| Total | | | | 242 | 91 | 76 | 33 | 4 | 1 | 31 | 6 | 34 | 107 | 141 | 6 | 1,402 |
| 1 - Port Louis | 44 | 176 | 652 | 242 | 91 | 76 | 33 | 4 | 1 | 31 | 6 | 34 | 107 | 141 | 6 | 1,402 |
| 2 - North | 45 | 111 | 567 | 307 | 198 | 53 | 29 | 25 | - | 2 | - | 41 | 116 | 153 | 18 | 1,358 |
| 3 - East | 61 | 139 | 710 | 309 | 167 | 67 | 34 | 23 | 15 | 3 | - | 46 | 99 | 181 | 9 | 1,554 |
| 4 - South | 48 | 96 | 640 | 213 | 73 | 42 | 38 | 30 | 17 | 13 | - | 30 | 93 | 136 | 1 | 1,257 |
| 5 - Central | 34 | 131 | 615 | 167 | 58 | 45 | 27 | 13 | 16 | 7 | 1 | 34 | 72 | 85 | 21 | 1,159 |
| 6 - West | 45 | 167 | 620 | 160 | 65 | 40 | 29 | 5 | 15 | 1 | 5 | 36 | 84 | 110 | 10 | 1,232 |
| 7 - Rodrigues | 12 | 32 | 177 | - | - | - | - | - | - | - | - | 13 | 36 | 68 | 31 | 369 |
| All Regions | 289 | 852 | 3,981 | 1,398 | 652 | 323 | 190 | 100 | 64 | 57 | 12 | 234 | 607 | 874 | 96 | 8,331 |
| Male | | | | | | | | | | | | | | | | |
| 1 - Port Louis | 29 | 93 | 250 | 102 | 43 | 30 | 17 | 3 | - | 9 | - | 18 | 99 | 125 | 3 | 719 |
| 2 - North | 35 | 73 | 274 | 176 | 123 | 27 | 12 | 13 | - | 1 | - | 20 | 104 | 147 | 8 | 837 |
| 3 - East | 36 | 86 | 331 | 160 | 89 | 43 | 10 | 6 | 9 | 3 | - | 20 | 91 | 158 | 5 | 887 |
| 4 - South | 34 | 54 | 317 | 113 | 37 | 28 | 17 | 16 | 10 | 5 | - | 20 | 88 | 121 | 1 | 748 |
| 5 - Central | 21 | 55 | 220 | 59 | 18 | 16 | 10 | 5 | 6 | 4 | - | 11 | 65 | 70 | 3 | 504 |
| 6 - West | 20 | 53 | 202 | 53 | 17 | 20 | 10 | 1 | 4 | - | 1 | 15 | 68 | 95 | 4 | 510 |
| 7 - Rodrigues | 7 | 19 | 80 | - | - | - | - | - | - | - | - | 3 | 35 | 42 | 31 | 217 |
| All Regions | 182 | 433 | 1,674 | 663 | 327 | 164 | 76 | 44 | 29 | 22 | 1 | 107 | 550 | 758 | 55 | 4,422 |
| Female | | | | | | | | | | | | | | | | |
| 1 - Port Louis | 15 | 83 | 402 | 140 | 48 | 46 | 16 | 1 | 1 | 22 | 6 | 16 | 8 | 16 | 3 | 683 |
| 2 - North | 10 | 38 | 293 | 131 | 75 | 26 | 17 | 12 | - | 1 | - | 21 | 12 | 6 | 10 | 521 |
| 3 - East | 25 | 53 | 379 | 149 | 78 | 24 | 24 | 17 | 6 | - | - | 26 | 8 | 23 | 4 | 667 |
| 4 - South | 14 | 42 | 323 | 100 | 36 | 14 | 21 | 14 | 7 | 8 | - | 10 | 5 | 15 | - | 509 |
| 5 - Central | 13 | 76 | 395 | 108 | 40 | 29 | 17 | 8 | 10 | 3 | 1 | 23 | 7 | 15 | 18 | 655 |
| 6 - West | 25 | 114 | 418 | 107 | 48 | 20 | 19 | 4 | 11 | 1 | 4 | 21 | 16 | 15 | 6 | 722 |
| 7 - Rodrigues | 5 | 13 | 97 | - | - | - | - | - | - | - | - | 10 | 1 | 26 | - | 152 |
| All Regions | 107 | 419 | 2,307 | 735 | 325 | 159 | 114 | 56 | 35 | 35 | 11 | 127 | 57 | 116 | 41 | 3,909 |

* including physical education instructors

Table 3 16.2 - Employment in primary schools by administration, gender, region and occupational status, 2001 (cont'd)

| Region | Head Teacher | Deputy Head Teacher | Teacher General Purpose * | Teacher, Asian language | | | | | | | Total | Hindi | Urdu | Tamil | Telugu | Marathi | Arabic | Modern Chinese | School clerk | Caretaker | Labourer | Other | TOTAL |
|----------------|--------------|---------------------|---------------------------|-------------------------|-------|------|-------|--------|---------|--------|-------|-------|------|-------|--------|---------|--------|----------------|--------------|-----------|----------|-------|-------|
| | | | | Teacher, Asian language | | | | | | | | | | | | | | | | | | | |
| | | | | Total | Hindi | Urdu | Tamil | Telugu | Marathi | Arabic | | | | | | | | | | | | | |
| Total | | | | | | | | | | | | | | | | | | | | | | | |
| 1 - Port Louis | 35 | 133 | 484 | 188 | 79 | 58 | 27 | 4 | 1 | 18 | 1 | 25 | 84 | 115 | 2 | 1,066 | | | | | | | |
| 2 - North | 39 | 94 | 481 | 299 | 193 | 51 | 28 | 25 | - | 2 | - | 30 | 101 | 144 | 2 | 1,190 | | | | | | | |
| 3 - East | 43 | 89 | 526 | 269 | 142 | 61 | 29 | 20 | 14 | 3 | - | 31 | 82 | 133 | 2 | 1,175 | | | | | | | |
| 4 - South | 40 | 69 | 532 | 188 | 64 | 36 | 33 | 28 | 15 | 12 | - | 25 | 82 | 117 | 1 | 1,054 | | | | | | | |
| 5 - Central | 22 | 82 | 347 | 126 | 43 | 34 | 20 | 10 | 12 | 7 | - | 20 | 45 | 57 | 2 | 701 | | | | | | | |
| 6 - West | 34 | 121 | 427 | 127 | 56 | 29 | 23 | 5 | 13 | - | - | 23 | 63 | 81 | 2 | 878 | | | | | | | |
| 7 - Rodrigues | 7 | 17 | 91 | - | - | - | - | - | - | - | - | 8 | 25 | 45 | 22 | 215 | | | | | | | |
| All Regions | 220 | 605 | 2,888 | 1,197 | 577 | 269 | 160 | 92 | 55 | 42 | 2 | 162 | 482 | 692 | 33 | 6,279 | | | | | | | |
| Male | | | | | | | | | | | | | | | | | | | | | | | |
| 1 - Port Louis | 24 | 76 | 205 | 91 | 40 | 26 | 15 | 3 | - | 7 | - | 14 | 82 | 109 | 1 | 602 | | | | | | | |
| 2 - North | 33 | 70 | 247 | 172 | 120 | 26 | 12 | 13 | - | 1 | - | 20 | 98 | 141 | 2 | 783 | | | | | | | |
| 3 - East | 28 | 70 | 268 | 140 | 75 | 39 | 9 | 5 | 9 | 3 | - | 19 | 76 | 132 | 2 | 735 | | | | | | | |
| 4 - South | 29 | 50 | 286 | 96 | 30 | 23 | 16 | 15 | 8 | 4 | - | 18 | 80 | 110 | 1 | 670 | | | | | | | |
| 5 - Central | 15 | 41 | 161 | 47 | 15 | 11 | 8 | 4 | 5 | 4 | - | 8 | 44 | 54 | 2 | 372 | | | | | | | |
| 6 - West | 18 | 44 | 161 | 44 | 15 | 15 | 9 | 1 | 4 | - | - | 12 | 53 | 76 | 2 | 410 | | | | | | | |
| 7 - Rodrigues | 5 | 10 | 43 | - | - | - | - | - | - | - | - | 3 | 25 | 31 | 22 | 139 | | | | | | | |
| All Regions | 152 | 361 | 1,371 | 590 | 295 | 140 | 69 | 41 | 26 | 19 | - | 94 | 458 | 653 | 32 | 3,711 | | | | | | | |
| Female | | | | | | | | | | | | | | | | | | | | | | | |
| 1 - Port Louis | 11 | 57 | 279 | 97 | 39 | 32 | 12 | 1 | 1 | 11 | 1 | 11 | 2 | 6 | 1 | 464 | | | | | | | |
| 2 - North | 6 | 24 | 234 | 127 | 73 | 25 | 16 | 12 | - | 1 | - | 10 | 3 | 3 | - | 407 | | | | | | | |
| 3 - East | 15 | 19 | 258 | 129 | 67 | 22 | 20 | 15 | 5 | - | - | 12 | 6 | 1 | - | 440 | | | | | | | |
| 4 - South | 11 | 19 | 246 | 92 | 34 | 13 | 17 | 13 | 7 | 8 | - | 7 | 2 | 7 | - | 384 | | | | | | | |
| 5 - Central | 7 | 41 | 186 | 79 | 28 | 23 | 12 | 6 | 7 | 3 | - | 12 | 1 | 3 | - | 329 | | | | | | | |
| 6 - West | 16 | 77 | 266 | 83 | 41 | 14 | 14 | 4 | 9 | - | 1 | 11 | 10 | 5 | - | 468 | | | | | | | |
| 7 - Rodrigues | 2 | 7 | 48 | - | - | - | - | - | - | - | - | 5 | - | 14 | - | 76 | | | | | | | |
| All Regions | 68 | 244 | 1,517 | 607 | 282 | 129 | 91 | 51 | 29 | 23 | 2 | 68 | 24 | 39 | 1 | 2,568 | | | | | | | |

* including physical education instructors

Table 3.16.2 - Employment in primary schools by administration, gender, region and occupational status, 2000 (cont'd)

Private schools

| Region | Head Teacher | Deputy Head Teacher | Teacher General * | Teacher, Asian language | | | | | | | | TOTAL | | | | |
|----------------|--------------|---------------------|-------------------|-------------------------|-------|------|-------|--------|---------|--------|----------------|-------|-----|-----|----|-------|
| | | | | Total | Hindi | Urdu | Tamil | Telugu | Marathi | Arabic | Modern Chinese | | | | | |
| Total | | | | 54 | 12 | 18 | 6 | - | - | 13 | 5 | 9 | 23 | 26 | 4 | 336 |
| 1 - Port Louis | 9 | 43 | 168 | 8 | 5 | 2 | 1 | - | - | - | - | 11 | 15 | 9 | 16 | 168 |
| 2 - North | 6 | 17 | 86 | 40 | 25 | 6 | 5 | 3 | 1 | - | - | 15 | 17 | 48 | 7 | 379 |
| 3 - East | 18 | 50 | 184 | 25 | 9 | 6 | 5 | 2 | 2 | 1 | - | 5 | 11 | 19 | - | 203 |
| 4 - South | 8 | 27 | 108 | 41 | 15 | 11 | 7 | 3 | 4 | - | 1 | 14 | 27 | 28 | 19 | 458 |
| 5 - Central | 12 | 49 | 268 | 33 | 9 | 11 | 6 | - | 2 | 1 | 4 | 13 | 21 | 29 | 8 | 354 |
| 6 - West | 11 | 46 | 193 | - | - | - | - | - | - | - | - | 5 | 11 | 23 | 9 | 154 |
| 7 - Rodrigues | 5 | 15 | 86 | - | - | - | - | - | - | - | - | 72 | 125 | 182 | 63 | 2,052 |
| All Regions | 69 | 247 | 1,093 | 201 | 75 | 54 | 30 | 8 | 9 | 15 | 10 | 10 | 92 | 105 | 23 | 711 |
| Male | | | | | | | | | | | | | | | | |
| 1 - Port Louis | 5 | 17 | 45 | 11 | 3 | 4 | 2 | - | - | 2 | - | 4 | 17 | 16 | 2 | 117 |
| 2 - North | 2 | 3 | 27 | 4 | 3 | 1 | - | - | - | - | - | - | 6 | 6 | 6 | 54 |
| 3 - East | 8 | 16 | 63 | 20 | 14 | 4 | 1 | 1 | - | - | - | 1 | 15 | 26 | 3 | 152 |
| 4 - South | 5 | 4 | 31 | 17 | 7 | 5 | 1 | 1 | 2 | 1 | - | 2 | 8 | 11 | - | 78 |
| 5 - Central | 6 | 14 | 59 | 12 | 3 | 5 | 2 | 1 | 1 | - | - | 3 | 21 | 16 | 1 | 132 |
| 6 - West | 2 | 9 | 41 | 9 | 2 | 5 | 1 | - | - | - | 1 | 3 | 15 | 19 | 2 | 100 |
| 7 - Rodrigues | 2 | 9 | 37 | - | - | - | - | - | - | - | - | - | 10 | 11 | 9 | 78 |
| All Regions | 30 | 72 | 303 | 73 | 32 | 24 | 7 | 3 | 3 | 3 | 1 | 13 | 92 | 105 | 23 | 711 |
| Female | | | | | | | | | | | | | | | | |
| 1 - Port Louis | 4 | 26 | 123 | 43 | 9 | 14 | 4 | - | - | 11 | 5 | 5 | 6 | 10 | 2 | 219 |
| 2 - North | 4 | 14 | 59 | 4 | 2 | 1 | 1 | - | - | - | - | 11 | 9 | 3 | 10 | 114 |
| 3 - East | 10 | 34 | 121 | 20 | 11 | 2 | 4 | 2 | 1 | - | - | 14 | 2 | 22 | 4 | 227 |
| 4 - South | 3 | 23 | 77 | 8 | 2 | 1 | 4 | 1 | - | - | - | 3 | 3 | 8 | - | 125 |
| 5 - Central | 6 | 35 | 209 | 29 | 12 | 6 | 5 | 2 | 3 | - | 1 | 11 | 6 | 12 | 18 | 326 |
| 6 - West | 9 | 37 | 152 | 24 | 7 | 6 | 5 | - | 2 | 1 | 3 | 10 | 6 | 10 | 6 | 254 |
| 7 - Rodrigues | 3 | 6 | 49 | - | - | - | - | - | - | - | - | 5 | 1 | 12 | - | 76 |
| All Regions | 39 | 175 | 790 | 128 | 43 | 30 | 23 | 5 | 6 | 12 | 9 | 59 | 33 | 77 | 40 | 1,341 |

* including physical education instructors

Table 3.17.1 - Teaching staff in primary schools by administration, gender, district and age, 2001

All schools

| District | Age | | | | | | | | | Total |
|-----------------------|----------|---------|---------|---------|---------|---------|---------|-------------|------------|-------|
| | Under 25 | 25 - 29 | 30 - 34 | 35 - 39 | 40 - 44 | 45 - 49 | 50 - 54 | 55 and over | Not stated | |
| Total | | | | | | | | | | |
| Port Louis | 89 | 92 | 98 | 66 | 91 | 162 | 106 | 21 | 2 | 727 |
| Pamplemousses | 36 | 42 | 49 | 49 | 51 | 113 | 89 | 40 | - | 469 |
| Riviere du Rempart | 57 | 60 | 47 | 36 | 72 | 138 | 97 | 22 | - | 529 |
| Flacq | 56 | 85 | 74 | 64 | 80 | 161 | 103 | 21 | 1 | 645 |
| Grand Port | 56 | 61 | 88 | 58 | 69 | 112 | 64 | 8 | 1 | 517 |
| Savanne | 25 | 50 | 49 | 38 | 46 | 81 | 45 | 10 | 2 | 346 |
| Plaines Wilhems | 110 | 119 | 108 | 102 | 197 | 384 | 307 | 92 | 6 | 1,425 |
| Moka | 22 | 56 | 43 | 44 | 60 | 82 | 62 | 17 | 1 | 387 |
| Black River | 15 | 39 | 27 | 24 | 15 | 18 | 15 | 4 | - | 157 |
| Island of Mauritius | 466 | 604 | 583 | 481 | 681 | 1,251 | 888 | 235 | 13 | 5,202 |
| Island of Rodrigues | 4 | 37 | 55 | 12 | 38 | 23 | 7 | - | 1 | 177 |
| Republic of Mauritius | 470 | 641 | 638 | 493 | 719 | 1,274 | 895 | 235 | 14 | 5,379 |
| Male | | | | | | | | | | |
| Port Louis | 23 | 19 | 28 | 26 | 42 | 63 | 65 | 14 | 1 | 281 |
| Pamplemousses | 12 | 14 | 18 | 26 | 15 | 64 | 67 | 29 | - | 245 |
| Riviere du Rempart | 16 | 20 | 16 | 17 | 29 | 82 | 69 | 17 | - | 266 |
| Flacq | 12 | 28 | 38 | 38 | 45 | 96 | 68 | 18 | - | 343 |
| Grand Port | 12 | 20 | 37 | 28 | 31 | 67 | 38 | 6 | 1 | 240 |
| Savanne | 7 | 18 | 17 | 25 | 31 | 53 | 35 | 8 | 2 | 196 |
| Plaines Wilhems | 18 | 13 | 22 | 25 | 52 | 145 | 152 | 53 | 1 | 481 |
| Moka | 4 | 7 | 16 | 10 | 23 | 42 | 37 | 7 | - | 146 |
| Black River | 2 | 11 | 13 | 8 | 6 | 12 | 5 | 2 | - | 59 |
| Island of Mauritius | 106 | 150 | 205 | 203 | 274 | 624 | 536 | 154 | 5 | 2,257 |
| Island of Rodrigues | 3 | 22 | 25 | 3 | 16 | 8 | 3 | - | - | 80 |
| Republic of Mauritius | 109 | 172 | 230 | 206 | 290 | 632 | 539 | 154 | 5 | 2,337 |
| Female | | | | | | | | | | |
| Port Louis | 66 | 73 | 70 | 40 | 49 | 99 | 41 | 7 | 1 | 446 |
| Pamplemousses | 24 | 28 | 31 | 23 | 36 | 49 | 22 | 11 | - | 224 |
| Riviere du Rempart | 41 | 40 | 31 | 19 | 43 | 56 | 28 | 5 | - | 263 |
| Flacq | 44 | 57 | 36 | 26 | 35 | 65 | 35 | 3 | 1 | 302 |
| Grand Port | 44 | 41 | 51 | 30 | 38 | 45 | 26 | 2 | - | 277 |
| Savanne | 18 | 32 | 32 | 13 | 15 | 28 | 10 | 2 | - | 150 |
| Plaines Wilhems | 92 | 106 | 86 | 77 | 145 | 239 | 155 | 39 | 5 | 944 |
| Moka | 18 | 49 | 27 | 34 | 37 | 40 | 25 | 10 | 1 | 241 |
| Black River | 13 | 28 | 14 | 16 | 9 | 6 | 10 | 2 | - | 98 |
| Island of Mauritius | 360 | 454 | 378 | 278 | 407 | 627 | 352 | 81 | 8 | 2,945 |
| Island of Rodrigues | 1 | 15 | 30 | 9 | 22 | 15 | 4 | - | 1 | 97 |
| Republic of Mauritius | 361 | 469 | 408 | 287 | 429 | 642 | 356 | 81 | 9 | 3,042 |

Table 3.17.1 - Teaching staff in primary schools by administration, gender, district and age, 2001 (cont'd)

Government schools

| District | Age | | | | | | | | | Total |
|-----------------------|----------|---------|---------|---------|---------|---------|---------|-------------|------------|-------|
| | Under 25 | 25 - 29 | 30 - 34 | 35 - 39 | 40 - 44 | 45 - 49 | 50 - 54 | 55 and over | Not stated | |
| Total | | | | | | | | | | |
| Port Louis | 60 | 40 | 57 | 47 | 66 | 128 | 93 | 13 | 1 | 505 |
| Pamplemousses | 32 | 40 | 44 | 48 | 50 | 112 | 88 | 23 | - | 437 |
| Riviere du Rempart | 48 | 43 | 37 | 24 | 61 | 131 | 91 | 21 | - | 456 |
| Flacq | 43 | 59 | 55 | 56 | 74 | 145 | 94 | 20 | - | 546 |
| Grand Port | 43 | 41 | 62 | 48 | 62 | 103 | 59 | 8 | 1 | 427 |
| Savanne | 18 | 38 | 37 | 35 | 45 | 79 | 42 | 8 | 1 | 303 |
| Plaines Wilhems | 58 | 33 | 24 | 47 | 136 | 309 | 245 | 61 | 3 | 916 |
| Moka | 18 | 25 | 24 | 31 | 40 | 66 | 56 | 13 | - | 273 |
| Black River | 8 | 30 | 24 | 23 | 12 | 16 | 14 | 4 | - | 131 |
| Island of Mauritius | 328 | 349 | 364 | 359 | 546 | 1,089 | 782 | 171 | 6 | 3,994 |
| Island of Rodrigues | 3 | 19 | 34 | 8 | 24 | 2 | 1 | - | - | 91 |
| Republic of Mauritius | 331 | 368 | 398 | 367 | 570 | 1,091 | 783 | 171 | 6 | 4,085 |
| Male | | | | | | | | | | |
| Port Louis | 19 | 10 | 20 | 19 | 36 | 55 | 59 | 7 | - | 225 |
| Pamplemousses | 9 | 12 | 17 | 26 | 15 | 63 | 66 | 16 | - | 224 |
| Riviere du Rempart | 14 | 17 | 13 | 14 | 27 | 81 | 65 | 17 | - | 248 |
| Flacq | 10 | 16 | 31 | 33 | 41 | 85 | 61 | 17 | - | 294 |
| Grand Port | 10 | 15 | 28 | 27 | 29 | 59 | 34 | 6 | 1 | 209 |
| Savanne | 6 | 13 | 15 | 24 | 30 | 51 | 33 | 6 | 1 | 179 |
| Plaines Wilhems | 16 | 4 | 10 | 13 | 41 | 120 | 128 | 36 | - | 368 |
| Moka | 4 | 3 | 10 | 8 | 17 | 36 | 35 | 7 | - | 120 |
| Black River | 2 | 9 | 12 | 7 | 4 | 10 | 5 | 2 | - | 51 |
| Island of Mauritius | 90 | 99 | 156 | 171 | 240 | 560 | 486 | 114 | 2 | 1,918 |
| Island of Rodrigues | 3 | 11 | 17 | 2 | 10 | - | - | - | - | 43 |
| Republic of Mauritius | 93 | 110 | 173 | 173 | 250 | 560 | 486 | 114 | 2 | 1,961 |
| Female | | | | | | | | | | |
| Port Louis | 41 | 30 | 37 | 28 | 30 | 73 | 34 | 6 | 1 | 280 |
| Pamplemousses | 23 | 28 | 27 | 22 | 35 | 49 | 22 | 7 | - | 213 |
| Riviere du Rempart | 34 | 26 | 24 | 10 | 34 | 50 | 26 | 4 | - | 208 |
| Flacq | 33 | 43 | 24 | 23 | 33 | 60 | 33 | 3 | - | 252 |
| Grand Port | 33 | 26 | 34 | 21 | 33 | 44 | 25 | 2 | - | 218 |
| Savanne | 12 | 25 | 22 | 11 | 15 | 28 | 9 | 2 | - | 124 |
| Plaines Wilhems | 42 | 29 | 14 | 34 | 95 | 189 | 117 | 25 | 3 | 548 |
| Moka | 14 | 22 | 14 | 23 | 23 | 30 | 21 | 6 | - | 153 |
| Black River | 6 | 21 | 12 | 16 | 8 | 6 | 9 | 2 | - | 80 |
| Island of Mauritius | 238 | 250 | 208 | 188 | 306 | 529 | 296 | 57 | 4 | 2,076 |
| Island of Rodrigues | - | 8 | 17 | 6 | 14 | 2 | 1 | - | - | 48 |
| Republic of Mauritius | 238 | 258 | 225 | 194 | 320 | 531 | 297 | 57 | 4 | 2,124 |

Table 3.17.1 - Teaching staff in primary schools by administration, gender, district and age, 2001 (cont'd)

Private schools

| District | Age | | | | | | | | | Total |
|-----------------------|----------|---------|---------|---------|---------|---------|---------|-------------|------------|-------|
| | Under 25 | 25 - 29 | 30 - 34 | 35 - 39 | 40 - 44 | 45 - 49 | 50 - 54 | 55 and over | Not stated | |
| Total | | | | | | | | | | |
| Port Louis | 29 | 52 | 41 | 19 | 25 | 34 | 13 | 8 | 1 | 222 |
| Pamplemousses | 4 | 2 | 5 | 1 | 1 | 1 | 1 | 17 | - | 32 |
| Riviere du Rempart | 9 | 17 | 10 | 12 | 11 | 7 | 6 | 1 | - | 73 |
| Flacq | 13 | 26 | 19 | 8 | 6 | 16 | 9 | 1 | 1 | 99 |
| Grand Port | 13 | 20 | 26 | 10 | 7 | 9 | 5 | - | - | 90 |
| Savanne | 7 | 12 | 12 | 3 | 1 | 2 | 3 | 2 | 1 | 43 |
| Plaines Wilhems | 52 | 86 | 84 | 55 | 61 | 75 | 62 | 31 | 3 | 509 |
| Moka | 4 | 31 | 19 | 13 | 20 | 16 | 6 | 4 | 1 | 114 |
| Black River | 7 | 9 | 3 | 1 | 3 | 2 | 1 | - | - | 26 |
| Island of Mauritius | 138 | 255 | 219 | 122 | 135 | 162 | 106 | 64 | 7 | 1,208 |
| Island of Rodrigues | 1 | 18 | 21 | 4 | 14 | 21 | 6 | - | 1 | 86 |
| Republic of Mauritius | 139 | 273 | 240 | 126 | 149 | 183 | 112 | 64 | 8 | 1,294 |
| Male | | | | | | | | | | |
| Port Louis | 4 | 9 | 8 | 7 | 6 | 8 | 6 | 7 | 1 | 56 |
| Pamplemousses | 3 | 2 | 1 | - | - | 1 | 1 | 13 | - | 21 |
| Riviere du Rempart | 2 | 3 | 3 | 3 | 2 | 1 | 4 | - | - | 18 |
| Flacq | 2 | 12 | 7 | 5 | 4 | 11 | 7 | 1 | - | 49 |
| Grand Port | 2 | 5 | 9 | 1 | 2 | 8 | 4 | - | - | 31 |
| Savanne | 1 | 5 | 2 | 1 | 1 | 2 | 2 | 2 | 1 | 17 |
| Plaines Wilhems | 2 | 9 | 12 | 12 | 11 | 25 | 24 | 17 | 1 | 113 |
| Moka | - | 4 | 6 | 2 | 6 | 6 | 2 | - | - | 26 |
| Black River | - | 2 | 1 | 1 | 2 | 2 | - | - | - | 8 |
| Island of Mauritius | 16 | 51 | 49 | 32 | 34 | 64 | 50 | 40 | 3 | 339 |
| Island of Rodrigues | - | 11 | 8 | 1 | 6 | 8 | 3 | - | - | 37 |
| Republic of Mauritius | 16 | 62 | 57 | 33 | 40 | 72 | 53 | 40 | 3 | 376 |
| Female | | | | | | | | | | |
| Port Louis | 25 | 43 | 33 | 12 | 19 | 26 | 7 | 1 | - | 166 |
| Pamplemousses | 1 | - | 4 | 1 | 1 | - | - | 4 | - | 11 |
| Riviere du Rempart | 7 | 14 | 7 | 9 | 9 | 6 | 2 | 1 | - | 55 |
| Flacq | 11 | 14 | 12 | 3 | 2 | 5 | 2 | - | 1 | 50 |
| Grand Port | 11 | 15 | 17 | 9 | 5 | 1 | 1 | - | - | 59 |
| Savanne | 6 | 7 | 10 | 2 | - | - | 1 | - | - | 26 |
| Plaines Wilhems | 50 | 77 | 72 | 43 | 50 | 50 | 38 | 14 | 2 | 396 |
| Moka | 4 | 27 | 13 | 11 | 14 | 10 | 4 | 4 | 1 | 88 |
| Black River | 7 | 7 | 2 | - | 1 | - | 1 | - | - | 18 |
| Island of Mauritius | 122 | 204 | 170 | 90 | 101 | 98 | 56 | 24 | 4 | 869 |
| Island of Rodrigues | 1 | 7 | 13 | 3 | 8 | 13 | 3 | - | 1 | 49 |
| Republic of Mauritius | 123 | 211 | 183 | 93 | 109 | 111 | 59 | 24 | 5 | 918 |

Table 3.17.2 - Teaching staff in primary schools by administration, gender, region and age, 2001

All Schools

| Region | Age | | | | | | | | | Total |
|--------------------|------------|------------|------------|------------|------------|--------------|------------|-------------|------------|--------------|
| | Under 25 | 25 - 29 | 30 - 34 | 35 - 39 | 40 - 44 | 45 - 49 | 50 - 54 | 55 and over | Not stated | |
| Total | | | | | | | | | | |
| 1 - Port-Louis | 104 | 118 | 120 | 83 | 108 | 196 | 131 | 32 | 2 | 894 |
| 2 - North | 77 | 88 | 80 | 76 | 110 | 224 | 165 | 54 | - | 874 |
| 3 - East | 81 | 138 | 117 | 104 | 139 | 241 | 159 | 38 | 2 | 1,019 |
| 4 - South | 78 | 108 | 136 | 95 | 115 | 191 | 109 | 18 | 3 | 853 |
| 5 - Central | 72 | 62 | 65 | 55 | 119 | 194 | 163 | 48 | 4 | 782 |
| 6 - West | 54 | 90 | 65 | 68 | 90 | 205 | 161 | 45 | 2 | 780 |
| 7 - Rodrigues | 4 | 37 | 55 | 12 | 38 | 23 | 7 | - | 1 | 177 |
| All Regions | 470 | 641 | 638 | 493 | 719 | 1,274 | 895 | 235 | 14 | 5,379 |
| Male | | | | | | | | | | |
| 1 - Port-Louis | 27 | 26 | 37 | 32 | 50 | 79 | 82 | 18 | 1 | 352 |
| 2 - North | 23 | 29 | 26 | 39 | 38 | 132 | 121 | 42 | - | 450 |
| 3 - East | 18 | 37 | 56 | 47 | 67 | 137 | 103 | 26 | - | 491 |
| 4 - South | 18 | 36 | 53 | 52 | 62 | 119 | 73 | 14 | 3 | 430 |
| 5 - Central | 13 | 10 | 12 | 15 | 36 | 84 | 82 | 27 | - | 279 |
| 6 - West | 7 | 12 | 21 | 18 | 21 | 73 | 75 | 27 | 1 | 255 |
| 7 - Rodrigues | 3 | 22 | 25 | 3 | 16 | 8 | 3 | - | - | 80 |
| All Regions | 109 | 172 | 230 | 206 | 290 | 632 | 539 | 154 | 5 | 2,337 |
| Female | | | | | | | | | | |
| 1 - Port-Louis | 77 | 92 | 83 | 51 | 58 | 117 | 49 | 14 | 1 | 542 |
| 2 - North | 54 | 59 | 54 | 37 | 72 | 92 | 44 | 12 | - | 424 |
| 3 - East | 63 | 101 | 61 | 57 | 72 | 104 | 56 | 12 | 2 | 528 |
| 4 - South | 60 | 72 | 83 | 43 | 53 | 72 | 36 | 4 | - | 423 |
| 5 - Central | 59 | 52 | 53 | 40 | 83 | 110 | 81 | 21 | 4 | 503 |
| 6 - West | 47 | 78 | 44 | 50 | 69 | 132 | 86 | 18 | 1 | 525 |
| 7 - Rodrigues | 1 | 15 | 30 | 9 | 22 | 15 | 4 | - | 1 | 97 |
| All Regions | 361 | 469 | 408 | 287 | 429 | 642 | 356 | 81 | 9 | 3,042 |

Table 3.17.2 - Teaching staff in primary schools by administration, gender, region and age, 2001 (cont'd)

Government schools

| Region | Age | | | | | | | | | Total |
|--------------------|------------|------------|------------|------------|------------|--------------|------------|-------------|------------|--------------|
| | Under 25 | 25 - 29 | 30 - 34 | 35 - 39 | 40 - 44 | 45 - 49 | 50 - 54 | 55 and over | Not stated | |
| Total | | | | | | | | | | |
| 1 - Port-Louis | 75 | 66 | 79 | 64 | 83 | 162 | 118 | 24 | 1 | 672 |
| 2 - North | 67 | 71 | 67 | 63 | 99 | 217 | 159 | 37 | - | 780 |
| 3 - East | 61 | 79 | 77 | 83 | 112 | 208 | 143 | 32 | - | 795 |
| 4 - South | 58 | 76 | 98 | 82 | 107 | 180 | 101 | 16 | 2 | 720 |
| 5 - Central | 35 | 18 | 12 | 18 | 75 | 147 | 126 | 40 | 2 | 473 |
| 6 - West | 32 | 39 | 31 | 49 | 70 | 175 | 135 | 22 | 1 | 554 |
| 7 - Rodrigues | 3 | 19 | 34 | 8 | 24 | 2 | 1 | - | - | 91 |
| All Regions | 331 | 368 | 398 | 367 | 570 | 1,091 | 783 | 171 | 6 | 4,085 |
| Male | | | | | | | | | | |
| 1 - Port-Louis | 23 | 17 | 29 | 25 | 44 | 71 | 76 | 11 | - | 296 |
| 2 - North | 20 | 26 | 23 | 36 | 36 | 131 | 117 | 30 | - | 419 |
| 3 - East | 14 | 19 | 42 | 40 | 57 | 119 | 93 | 24 | - | 408 |
| 4 - South | 15 | 26 | 42 | 50 | 59 | 109 | 67 | 12 | 2 | 382 |
| 5 - Central | 11 | 4 | 4 | 5 | 28 | 65 | 67 | 24 | - | 208 |
| 6 - West | 7 | 7 | 16 | 15 | 16 | 65 | 66 | 13 | - | 205 |
| 7 - Rodrigues | 3 | 11 | 17 | 2 | 10 | - | - | - | - | 43 |
| All Regions | 93 | 110 | 173 | 173 | 250 | 560 | 486 | 114 | 2 | 1,961 |
| Female | | | | | | | | | | |
| 1 - Port-Louis | 52 | 49 | 50 | 39 | 39 | 91 | 42 | 13 | 1 | 376 |
| 2 - North | 47 | 45 | 44 | 27 | 63 | 86 | 42 | 7 | - | 361 |
| 3 - East | 47 | 60 | 35 | 43 | 55 | 89 | 50 | 8 | - | 387 |
| 4 - South | 43 | 50 | 56 | 32 | 48 | 71 | 34 | 4 | - | 338 |
| 5 - Central | 24 | 14 | 8 | 13 | 47 | 82 | 59 | 16 | 2 | 265 |
| 6 - West | 25 | 32 | 15 | 34 | 54 | 110 | 69 | 9 | 1 | 349 |
| 7 - Rodrigues | - | 8 | 17 | 6 | 14 | 2 | 1 | - | - | 48 |
| All Regions | 238 | 258 | 225 | 194 | 320 | 531 | 297 | 57 | 4 | 2,124 |

Table 3.17.2-Teaching staff in primary schools by administration, gender, region and age, 2001(cont'd)

Private schools

| Region | Age | | | | | | | | | Total |
|--------------------|------------|------------|------------|------------|------------|------------|------------|-------------|------------|--------------|
| | Under 25 | 25 - 29 | 30 - 34 | 35 - 39 | 40 - 44 | 45 - 49 | 50 - 54 | 55 and over | Not stated | |
| Total | | | | | | | | | | |
| 1 - Port-Louis | 29 | 52 | 41 | 19 | 25 | 34 | 13 | 8 | 1 | 222 |
| 2 - North | 10 | 17 | 13 | 13 | 11 | 7 | 6 | 17 | - | 94 |
| 3 - East | 20 | 59 | 40 | 21 | 27 | 33 | 16 | 6 | 2 | 224 |
| 4 - South | 20 | 32 | 38 | 13 | 8 | 11 | 8 | 2 | 1 | 133 |
| 5 - Central | 37 | 44 | 53 | 37 | 44 | 47 | 37 | 8 | 2 | 309 |
| 6 - West | 22 | 51 | 34 | 19 | 20 | 30 | 26 | 23 | 1 | 226 |
| 7 - Rodrigues | 1 | 18 | 21 | 4 | 14 | 21 | 6 | - | 1 | 86 |
| All Regions | 139 | 273 | 240 | 126 | 149 | 183 | 112 | 64 | 8 | 1,294 |
| Male | | | | | | | | | | |
| 1 - Port-Louis | 4 | 9 | 8 | 7 | 6 | 8 | 6 | 7 | 1 | 56 |
| 2 - North | 3 | 3 | 3 | 3 | 2 | 1 | 4 | 12 | - | 31 |
| 3 - East | 4 | 18 | 14 | 7 | 10 | 18 | 10 | 2 | - | 83 |
| 4 - South | 3 | 10 | 11 | 2 | 3 | 10 | 6 | 2 | 1 | 48 |
| 5 - Central | 2 | 6 | 8 | 10 | 8 | 19 | 15 | 3 | - | 71 |
| 6 - West | - | 5 | 5 | 3 | 5 | 8 | 9 | 14 | 1 | 50 |
| 7 - Rodrigues | - | 11 | 8 | 1 | 6 | 8 | 3 | - | - | 37 |
| All Regions | 16 | 62 | 57 | 33 | 40 | 72 | 53 | 40 | 3 | 376 |
| Female | | | | | | | | | | |
| 1 - Port-Louis | 25 | 43 | 33 | 12 | 19 | 26 | 7 | 1 | - | 166 |
| 2 - North | 7 | 14 | 10 | 10 | 9 | 6 | 2 | 5 | - | 63 |
| 3 - East | 16 | 41 | 26 | 14 | 17 | 15 | 6 | 4 | 2 | 141 |
| 4 - South | 17 | 22 | 27 | 11 | 5 | 1 | 2 | - | - | 85 |
| 5 - Central | 35 | 38 | 45 | 27 | 36 | 28 | 22 | 5 | 2 | 238 |
| 6 - West | 22 | 46 | 29 | 16 | 15 | 22 | 17 | 9 | - | 176 |
| 7 - Rodrigues | 1 | 7 | 13 | 3 | 8 | 13 | 3 | - | 1 | 49 |
| All Regions | 123 | 211 | 183 | 93 | 109 | 111 | 59 | 24 | 5 | 918 |

Table 3.18.1 - General purpose teachers* by administration, gender, district and highest educational level, 2001

All schools

| District | Highest Educational Level | | | | | Total |
|-----------------------|----------------------------------|---|---------|--------|-------|-------|
| | School Certificate or equivalent | Higher School Certificate or equivalent | Diploma | Degree | Other | |
| Total | | | | | | |
| Port Louis | 223 | 289 | 9 | 3 | 5 | 529 |
| Pamplemousses | 149 | 138 | 6 | 8 | 2 | 303 |
| Riviere du Rempart | 164 | 158 | 10 | 13 | 6 | 351 |
| Flacq | 172 | 254 | 6 | 7 | 5 | 444 |
| Grand Port | 175 | 196 | 2 | 5 | 13 | 391 |
| Savanne | 98 | 146 | 4 | 3 | 5 | 256 |
| Plaines Wilhems | 672 | 388 | 20 | 12 | 27 | 1,119 |
| Moka | 102 | 121 | 29 | 17 | 8 | 277 |
| Black River | 32 | 94 | 5 | 1 | 2 | 134 |
| Island of Mauritius | 1,787 | 1,784 | 91 | 69 | 73 | 3,804 |
| Island of Rodrigues | 159 | 8 | 1 | - | 9 | 177 |
| Republic of Mauritius | 1,946 | 1,792 | 92 | 69 | 82 | 3,981 |
| Male | | | | | | |
| Port Louis | 112 | 81 | 3 | 1 | 3 | 200 |
| Pamplemousses | 87 | 51 | 4 | 6 | - | 148 |
| Riviere du Rempart | 104 | 51 | 5 | 3 | 4 | 167 |
| Flacq | 104 | 116 | 5 | 5 | 3 | 233 |
| Grand Port | 102 | 74 | - | 5 | 3 | 184 |
| Savanne | 63 | 69 | 3 | 2 | 1 | 138 |
| Plaines Wilhems | 275 | 86 | 7 | 5 | 4 | 377 |
| Moka | 49 | 33 | 8 | 5 | 1 | 96 |
| Black River | 16 | 33 | - | 1 | 1 | 51 |
| Island of Mauritius | 912 | 594 | 35 | 33 | 20 | 1,594 |
| Island of Rodrigues | 72 | 3 | 1 | - | 4 | 80 |
| Republic of Mauritius | 984 | 597 | 36 | 33 | 24 | 1,674 |
| Female | | | | | | |
| Port Louis | 111 | 208 | 6 | 2 | 2 | 329 |
| Pamplemousses | 62 | 87 | 2 | 2 | 2 | 155 |
| Riviere du Rempart | 60 | 107 | 5 | 10 | 2 | 184 |
| Flacq | 68 | 138 | 1 | 2 | 2 | 211 |
| Grand Port | 73 | 122 | 2 | - | 10 | 207 |
| Savanne | 35 | 77 | 1 | 1 | 4 | 118 |
| Plaines Wilhems | 397 | 302 | 13 | 7 | 23 | 742 |
| Moka | 53 | 88 | 21 | 12 | 7 | 181 |
| Black River | 16 | 61 | 5 | - | 1 | 83 |
| Island of Mauritius | 875 | 1,190 | 56 | 36 | 53 | 2,210 |
| Island of Rodrigues | 87 | 5 | - | - | 5 | 97 |
| Republic of Mauritius | 962 | 1,195 | 56 | 36 | 58 | 2,307 |

* including physical education instructors

Table 3.18.1 - General purpose teachers* by administration, gender, district and highest educational level, 2001 (cont'd)

Government schools

| District | Highest Educational Level | | | | | Total |
|-----------------------|----------------------------------|---|---------|--------|-------|-------|
| | School Certificate or equivalent | Higher School Certificate or equivalent | Diploma | Degree | Other | |
| Total | | | | | | |
| Port Louis | 170 | 177 | 6 | 3 | 5 | 361 |
| Pamplemousses | 135 | 131 | 1 | 7 | 1 | 275 |
| Riviere du Rempart | 148 | 129 | 6 | 2 | 1 | 286 |
| Flacq | 150 | 200 | 6 | 7 | 4 | 367 |
| Grand Port | 155 | 144 | 2 | 5 | 12 | 318 |
| Savanne | 93 | 117 | 3 | 3 | 5 | 221 |
| Plaines Wilhems | 494 | 162 | 8 | 6 | 11 | 681 |
| Moka | 81 | 85 | 7 | 2 | 2 | 177 |
| Black River | 26 | 77 | 5 | 1 | 2 | 111 |
| Island of Mauritius | 1,452 | 1,222 | 44 | 36 | 43 | 2,797 |
| Island of Rodrigues | 87 | 4 | - | - | - | 91 |
| Republic of Mauritius | 1,539 | 1,226 | 44 | 36 | 43 | 2,888 |
| Male | | | | | | |
| Port Louis | 88 | 61 | 2 | 1 | 3 | 155 |
| Pamplemousses | 79 | 46 | - | 5 | - | 130 |
| Riviere du Rempart | 99 | 46 | 5 | 2 | 1 | 153 |
| Flacq | 93 | 92 | 5 | 5 | 3 | 198 |
| Grand Port | 93 | 62 | - | 5 | 3 | 163 |
| Savanne | 62 | 60 | 3 | 2 | 1 | 128 |
| Plaines Wilhems | 218 | 58 | 3 | 4 | 1 | 284 |
| Moka | 43 | 23 | 4 | 2 | 1 | 73 |
| Black River | 12 | 30 | - | 1 | 1 | 44 |
| Island of Mauritius | 787 | 478 | 22 | 27 | 14 | 1,328 |
| Island of Rodrigues | 40 | 3 | - | - | - | 43 |
| Republic of Mauritius | 827 | 481 | 22 | 27 | 14 | 1,371 |
| Female | | | | | | |
| Port Louis | 82 | 116 | 4 | 2 | 2 | 206 |
| Pamplemousses | 56 | 85 | 1 | 2 | 1 | 145 |
| Riviere du Rempart | 49 | 83 | 1 | - | - | 133 |
| Flacq | 57 | 108 | 1 | 2 | 1 | 169 |
| Grand Port | 62 | 82 | 2 | - | 9 | 155 |
| Savanne | 31 | 57 | - | 1 | 4 | 93 |
| Plaines Wilhems | 276 | 104 | 5 | 2 | 10 | 397 |
| Moka | 38 | 62 | 3 | - | 1 | 104 |
| Black River | 14 | 47 | 5 | - | 1 | 67 |
| Island of Mauritius | 665 | 744 | 22 | 9 | 29 | 1,469 |
| Island of Rodrigues | 47 | 1 | - | - | - | 48 |
| Republic of Mauritius | 712 | 745 | 22 | 9 | 29 | 1,517 |

* including physical education instructors

Table 3.18.1 - General purpose teachers* by administration, gender, district and highest educational level, 2001 (cont'd)

Private schools

| District | Highest Educational Level | | | | | Total |
|-----------------------|----------------------------------|---|---------|--------|-------|-------|
| | School Certificate or equivalent | Higher School Certificate or equivalent | Diploma | Degree | Other | |
| Total | | | | | | |
| Port Louis | 53 | 112 | 3 | - | - | 168 |
| Pamplemousses | 14 | 7 | 5 | 1 | 1 | 28 |
| Riviere du Rempart | 16 | 29 | 4 | 11 | 5 | 65 |
| Flacq | 22 | 54 | - | - | 1 | 77 |
| Grand Port | 20 | 52 | - | - | 1 | 73 |
| Savanne | 5 | 29 | 1 | - | - | 35 |
| Plaines Wilhems | 178 | 226 | 12 | 6 | 16 | 438 |
| Moka | 21 | 36 | 22 | 15 | 6 | 100 |
| Black River | 6 | 17 | - | - | - | 23 |
| Island of Mauritius | 335 | 562 | 47 | 33 | 30 | 1,007 |
| Island of Rodrigues | 72 | 4 | 1 | - | 9 | 86 |
| Republic of Mauritius | 407 | 566 | 48 | 33 | 39 | 1,093 |
| Male | | | | | | |
| Port Louis | 24 | 20 | 1 | - | - | 45 |
| Pamplemousses | 8 | 5 | 4 | 1 | - | 18 |
| Riviere du Rempart | 5 | 5 | - | 1 | 3 | 14 |
| Flacq | 11 | 24 | - | - | - | 35 |
| Grand Port | 9 | 12 | - | - | - | 21 |
| Savanne | 1 | 9 | - | - | - | 10 |
| Plaines Wilhems | 57 | 28 | 4 | 1 | 3 | 93 |
| Moka | 6 | 10 | 4 | 3 | - | 23 |
| Black River | 4 | 3 | - | - | - | 7 |
| Island of Mauritius | 125 | 116 | 13 | 6 | 6 | 266 |
| Island of Rodrigues | 32 | - | 1 | - | 4 | 37 |
| Republic of Mauritius | 157 | 116 | 14 | 6 | 10 | 303 |
| Female | | | | | | |
| Port Louis | 29 | 92 | 2 | - | - | 123 |
| Pamplemousses | 6 | 2 | 1 | - | 1 | 10 |
| Riviere du Rempart | 11 | 24 | 4 | 10 | 2 | 51 |
| Flacq | 11 | 30 | - | - | 1 | 42 |
| Grand Port | 11 | 40 | - | - | 1 | 52 |
| Savanne | 4 | 20 | 1 | - | - | 25 |
| Plaines Wilhems | 121 | 198 | 8 | 5 | 13 | 345 |
| Moka | 15 | 26 | 18 | 12 | 6 | 77 |
| Black River | 2 | 14 | - | - | - | 16 |
| Island of Mauritius | 210 | 446 | 34 | 27 | 24 | 741 |
| Island of Rodrigues | 40 | 4 | - | - | 5 | 49 |
| Republic of Mauritius | 250 | 450 | 34 | 27 | 29 | 790 |

* including physical education instructors

Table 3.18.2 - General purpose teachers* by administration, gender, region and highest educational level, 2001

All schools

| Region | Highest Educational Level | | | | | Total |
|--------------------|----------------------------------|---|-----------|-----------|-----------|--------------|
| | School Certificate or equivalent | Higher School Certificate or equivalent | Diploma | Degree | Other | |
| Total | | | | | | |
| 1 - Port-Louis | 280 | 350 | 13 | 3 | 6 | 652 |
| 2 - North | 268 | 256 | 15 | 21 | 7 | 567 |
| 3 - East | 266 | 372 | 34 | 25 | 13 | 710 |
| 4 - South | 273 | 336 | 6 | 7 | 18 | 640 |
| 5 - Central | 361 | 223 | 10 | 6 | 15 | 615 |
| 6 - West | 339 | 247 | 13 | 7 | 14 | 620 |
| 7 - Rodrigues | 159 | 8 | 1 | - | 9 | 177 |
| All Regions | 1,946 | 1,792 | 92 | 69 | 82 | 3,981 |
| Male | | | | | | |
| 1 - Port-Louis | 144 | 98 | 4 | 1 | 3 | 250 |
| 2 - North | 163 | 89 | 9 | 9 | 4 | 274 |
| 3 - East | 149 | 155 | 12 | 11 | 4 | 331 |
| 4 - South | 165 | 139 | 3 | 6 | 4 | 317 |
| 5 - Central | 164 | 48 | 4 | 2 | 2 | 220 |
| 6 - West | 127 | 65 | 3 | 4 | 3 | 202 |
| 7 - Rodrigues | 72 | 3 | 1 | - | 4 | 80 |
| All Regions | 984 | 597 | 36 | 33 | 24 | 1,674 |
| Female | | | | | | |
| 1 - Port-Louis | 136 | 252 | 9 | 2 | 3 | 402 |
| 2 - North | 105 | 167 | 6 | 12 | 3 | 293 |
| 3 - East | 117 | 217 | 22 | 14 | 9 | 379 |
| 4 - South | 108 | 197 | 3 | 1 | 14 | 323 |
| 5 - Central | 197 | 175 | 6 | 4 | 13 | 395 |
| 6 - West | 212 | 182 | 10 | 3 | 11 | 418 |
| 7 - Rodrigues | 87 | 5 | - | - | 5 | 97 |
| All Regions | 962 | 1,195 | 56 | 36 | 58 | 2,307 |

*including physical education instructors

Table 3.18.2 - General purpose teachers* by administration, gender, region and highest educational level, 2001 (cont'd)

Government schools

| Region | Highest Educational Level | | | | | Total |
|--------------------|----------------------------------|---|-----------|-----------|-----------|--------------|
| | School Certificate or equivalent | Higher School Certificate or equivalent | Diploma | Degree | Other | |
| Total | | | | | | |
| 1 - Port-Louis | 227 | 238 | 10 | 3 | 6 | 484 |
| 2 - North | 238 | 227 | 6 | 9 | 1 | 481 |
| 3 - East | 223 | 275 | 12 | 10 | 6 | 526 |
| 4 - South | 248 | 255 | 5 | 7 | 17 | 532 |
| 5 - Central | 255 | 84 | 3 | 1 | 4 | 347 |
| 6 - West | 261 | 143 | 8 | 6 | 9 | 427 |
| 7 - Rodrigues | 87 | 4 | - | - | - | 91 |
| All Regions | 1,539 | 1,226 | 44 | 36 | 43 | 2,888 |
| Male | | | | | | |
| 1 - Port-Louis | 120 | 78 | 3 | 1 | 3 | 205 |
| 2 - North | 150 | 84 | 5 | 7 | 1 | 247 |
| 3 - East | 132 | 116 | 8 | 8 | 4 | 268 |
| 4 - South | 155 | 118 | 3 | 6 | 4 | 286 |
| 5 - Central | 129 | 29 | 2 | 1 | - | 161 |
| 6 - West | 101 | 53 | 1 | 4 | 2 | 161 |
| 7 - Rodrigues | 40 | 3 | - | - | - | 43 |
| All Regions | 827 | 481 | 22 | 27 | 14 | 1,371 |
| Female | | | | | | |
| 1 - Port-Louis | 107 | 160 | 7 | 2 | 3 | 279 |
| 2 - North | 88 | 143 | 1 | 2 | - | 234 |
| 3 - East | 91 | 159 | 4 | 2 | 2 | 258 |
| 4 - South | 93 | 137 | 2 | 1 | 13 | 246 |
| 5 - Central | 126 | 55 | 1 | - | 4 | 186 |
| 6 - West | 160 | 90 | 7 | 2 | 7 | 266 |
| 7 - Rodrigues | 47 | 1 | - | - | - | 48 |
| All Regions | 712 | 745 | 22 | 9 | 29 | 1,517 |

* including physical education instructors

Table 3.18.2 - General purpose teachers* by administration, gender, region and highest educational level, 2001(cont'd)

Private schools

| Region | Highest Educational Level | | | | | Total |
|--------------------|----------------------------------|---|-----------|-----------|-----------|--------------|
| | School Certificate or equivalent | Higher School Certificate or equivalent | Diploma | Degree | Other | |
| Total | | | | | | |
| 1 - Port-Louis | 53 | 112 | 3 | - | - | 168 |
| 2 - North | 30 | 29 | 9 | 12 | 6 | 86 |
| 3 - East | 43 | 97 | 22 | 15 | 7 | 184 |
| 4 - South | 25 | 81 | 1 | - | 1 | 108 |
| 5 - Central | 106 | 139 | 7 | 5 | 11 | 268 |
| 6 - West | 78 | 104 | 5 | 1 | 5 | 193 |
| 7 - Rodrigues | 72 | 4 | 1 | - | 9 | 86 |
| All Regions | 407 | 566 | 48 | 33 | 39 | 1,093 |
| Male | | | | | | |
| 1 - Port-Louis | 24 | 20 | 1 | - | - | 45 |
| 2 - North | 13 | 5 | 4 | 2 | 3 | 27 |
| 3 - East | 17 | 39 | 4 | 3 | - | 63 |
| 4 - South | 10 | 21 | - | - | - | 31 |
| 5 - Central | 35 | 19 | 2 | 1 | 2 | 59 |
| 6 - West | 26 | 12 | 2 | - | 1 | 41 |
| 7 - Rodrigues | 32 | - | 1 | - | 4 | 37 |
| All Regions | 157 | 116 | 14 | 6 | 10 | 303 |
| Female | | | | | | |
| 1 - Port-Louis | 29 | 92 | 2 | - | - | 123 |
| 2 - North | 17 | 24 | 5 | 10 | 3 | 59 |
| 3 - East | 26 | 58 | 18 | 12 | 7 | 121 |
| 4 - South | 15 | 60 | 1 | - | 1 | 77 |
| 5 - Central | 71 | 120 | 5 | 4 | 9 | 209 |
| 6 - West | 52 | 92 | 3 | 1 | 4 | 152 |
| 7 - Rodrigues | 40 | 4 | - | - | 5 | 49 |
| All Regions | 250 | 450 | 34 | 27 | 29 | 790 |

* including physical education instructors

Table 3.19 - Teaching staff in primary schools by length of teaching experience, administration and gender, 2001

| Length of teaching experience | All Schools | | | Government Schools | | | Private Schools | | |
|-------------------------------|--------------|--------------|--------------|--------------------|--------------|--------------|-----------------|------------|------------|
| | Total | Male | Female | Total | Male | Female | Total | Male | Female |
| Republic of Mauritius | | | | | | | | | |
| Under 3 | 727 | 200 | 527 | 488 | 155 | 333 | 239 | 45 | 194 |
| 3 and under 6 | 651 | 185 | 466 | 336 | 106 | 230 | 315 | 79 | 236 |
| 6 " " 9 | 439 | 164 | 275 | 267 | 117 | 150 | 172 | 47 | 125 |
| 9 " " 12 | 467 | 187 | 280 | 344 | 161 | 183 | 123 | 26 | 97 |
| 12 " " 15 | 258 | 101 | 157 | 224 | 93 | 131 | 34 | 8 | 26 |
| 15 " " 18 | 69 | 31 | 38 | 51 | 26 | 25 | 18 | 5 | 13 |
| 18 " " 21 | 349 | 150 | 199 | 298 | 129 | 169 | 51 | 21 | 30 |
| 21 " " 24 | 668 | 361 | 307 | 572 | 321 | 251 | 96 | 40 | 56 |
| 24 " " 27 | 913 | 484 | 429 | 791 | 435 | 356 | 122 | 49 | 73 |
| 27 " " 30 | 519 | 291 | 228 | 451 | 258 | 193 | 68 | 33 | 35 |
| 30 and over | 319 | 183 | 136 | 263 | 160 | 103 | 56 | 23 | 33 |
| Total | 5,379 | 2,337 | 3,042 | 4,085 | 1,961 | 2,124 | 1,294 | 376 | 918 |
| Island of Mauritius | | | | | | | | | |
| Under 3 | 709 | 190 | 519 | 477 | 146 | 331 | 232 | 44 | 188 |
| 3 and under 6 | 628 | 170 | 458 | 327 | 101 | 226 | 301 | 69 | 232 |
| 6 " " 9 | 420 | 155 | 265 | 255 | 111 | 144 | 165 | 44 | 121 |
| 9 " " 12 | 435 | 175 | 260 | 328 | 154 | 174 | 107 | 21 | 86 |
| 12 " " 15 | 233 | 92 | 141 | 200 | 84 | 116 | 33 | 8 | 25 |
| 15 " " 18 | 66 | 30 | 36 | 50 | 26 | 24 | 16 | 4 | 12 |
| 18 " " 21 | 335 | 146 | 189 | 289 | 126 | 163 | 46 | 20 | 26 |
| 21 " " 24 | 651 | 353 | 298 | 564 | 317 | 247 | 87 | 36 | 51 |
| 24 " " 27 | 892 | 476 | 416 | 790 | 435 | 355 | 102 | 41 | 61 |
| 27 " " 30 | 514 | 287 | 227 | 451 | 258 | 193 | 63 | 29 | 34 |
| 30 and over | 319 | 183 | 136 | 263 | 160 | 103 | 56 | 23 | 33 |
| Total | 5,202 | 2,257 | 2,945 | 3,994 | 1,918 | 2,076 | 1,208 | 339 | 869 |
| Island of Rodrigues | | | | | | | | | |
| Under 3 | 18 | 10 | 8 | 11 | 9 | 2 | 7 | 1 | 6 |
| 3 and under 6 | 23 | 15 | 8 | 9 | 5 | 4 | 14 | 10 | 4 |
| 6 " " 9 | 19 | 9 | 10 | 12 | 6 | 6 | 7 | 3 | 4 |
| 9 " " 12 | 32 | 12 | 20 | 16 | 7 | 9 | 16 | 5 | 11 |
| 12 " " 15 | 25 | 9 | 16 | 24 | 9 | 15 | 1 | - | 1 |
| 15 " " 18 | 3 | 1 | 2 | 1 | - | 1 | 2 | 1 | 1 |
| 18 " " 21 | 14 | 4 | 10 | 9 | 3 | 6 | 5 | 1 | 4 |
| 21 " " 24 | 17 | 8 | 9 | 8 | 4 | 4 | 9 | 4 | 5 |
| 24 " " 27 | 21 | 8 | 13 | 1 | - | 1 | 20 | 8 | 12 |
| 27 " " 30 | 5 | 4 | 1 | - | - | - | 5 | 4 | 1 |
| 30 and over | - | - | - | - | - | - | - | - | - |
| Total | 177 | 80 | 97 | 91 | 43 | 48 | 86 | 37 | 49 |

Table 3.20 - Teaching staff in primary schools by gender, district of residence and district of school, 2001
Island of Mauritius

| District of residence | District of school | | | | | | | | | |
|----------------------------|--------------------|---------------|--------------------|------------|------------|------------|-----------------|------------|-------------|--------------|
| | Port Louis | Pamplemousses | Riviere du Rempart | Flacq | Grand Port | Savanne | Plaines Wilhems | Moka | Black River | Total |
| Total | | | | | | | | | | |
| Port Louis | 325 | 52 | 6 | 6 | - | - | 15 | 13 | 4 | 421 |
| Pamplemousses | 180 | 340 | 88 | 12 | - | - | 6 | 5 | 5 | 636 |
| Riviere du Rempart | 27 | 41 | 406 | 29 | - | - | 2 | 4 | - | 509 |
| Flacq | 2 | 17 | 14 | 461 | 7 | - | 4 | 24 | - | 529 |
| Grand Port | 2 | 1 | - | 7 | 405 | 23 | 9 | 3 | - | 450 |
| Savanne | 1 | - | - | - | 29 | 268 | 6 | - | - | 304 |
| Plaines Wilhems | 165 | 15 | 10 | 30 | 76 | 55 | 1,341 | 146 | 131 | 1,969 |
| Moka | 12 | 2 | 3 | 100 | - | - | 29 | 188 | 1 | 335 |
| Black River | 13 | 1 | 2 | - | - | - | 13 | 4 | 16 | 49 |
| Island of Mauritius | 727 | 469 | 529 | 645 | 517 | 346 | 1,425 | 387 | 157 | 5,202 |
| Male | | | | | | | | | | |
| Port Louis | 127 | 26 | 4 | 2 | - | - | 3 | 4 | 2 | 168 |
| Pamplemousses | 77 | 174 | 38 | 5 | - | - | - | 1 | 2 | 297 |
| Riviere du Rempart | 14 | 25 | 216 | 16 | - | - | - | 2 | - | 273 |
| Flacq | - | 8 | 6 | 250 | 5 | - | 1 | 13 | - | 283 |
| Grand Port | 1 | - | - | 2 | 189 | 8 | 2 | 1 | - | 203 |
| Savanne | - | - | - | - | 13 | 166 | 3 | - | - | 182 |
| Plaines Wilhems | 52 | 10 | 2 | 16 | 33 | 22 | 457 | 41 | 51 | 684 |
| Moka | 6 | 1 | - | 52 | - | - | 11 | 83 | - | 153 |
| Black River | 4 | 1 | - | - | - | - | 4 | 1 | 4 | 14 |
| Island of Mauritius | 281 | 245 | 266 | 343 | 240 | 196 | 481 | 146 | 59 | 2,257 |
| Female | | | | | | | | | | |
| Port Louis | 198 | 26 | 2 | 4 | - | - | 12 | 9 | 2 | 253 |
| Pamplemousses | 103 | 166 | 50 | 7 | - | - | 6 | 4 | 3 | 339 |
| Riviere du Rempart | 13 | 16 | 190 | 13 | - | - | 2 | 2 | - | 236 |
| Flacq | 2 | 9 | 8 | 211 | 2 | - | 3 | 11 | - | 246 |
| Grand Port | 1 | 1 | - | 5 | 216 | 15 | 7 | 2 | - | 247 |
| Savanne | 1 | - | - | - | 16 | 102 | 3 | - | - | 122 |
| Plaines Wilhems | 113 | 5 | 8 | 14 | 43 | 33 | 884 | 105 | 80 | 1,285 |
| Moka | 6 | 1 | 3 | 48 | - | - | 18 | 105 | 1 | 182 |
| Black River | 9 | - | 2 | - | - | - | 9 | 3 | 12 | 35 |
| Island of Mauritius | 446 | 224 | 263 | 302 | 277 | 150 | 944 | 241 | 98 | 2,945 |

Table 3.21 - Pupil / Teacher ratio in primary schools (General and Language group). 1992 - 2001

| Year | Republic of Mauritius | Island of Mauritius | | | | | | | | | Island of Rodrigues |
|------|-----------------------|---------------------|---------------------|-------|------|-------|--------|---------|--------|----------------|---------------------|
| | | General Purpose | All Asian languages | Hindi | Urdu | Tamil | Telugu | Marathi | Arabic | Modern Chinese | |
| 1992 | 30 | 30 | 50 | 61 | 42 | 35 | 22 | 25 | 84 | 105 | 32 |
| 1993 | 29 | 30 | 49 | 61 | 41 | 35 | 22 | 25 | 92 | 116 | 29 |
| 1994 | 32 | 32 | 50 | 61 | 41 | 35 | 23 | 25 | 96 | 122 | 28 |
| 1995 | 34 | 34 | 52 | 64 | 44 | 38 | 23 | 26 | 112 | 122 | 28 |
| 1996 | 33 | 34 | 54 | 66 | 47 | 38 | 24 | 27 | 125 | 142 | 27 |
| 1997 | 34 | 35 | 54 | 67 | 47 | 37 | 27 | 27 | 93 | 129 | 27 |
| 1998 | 36 | 36 | 59 | 72 | 52 | 40 | 28 | 28 | 96 | 137 | 28 |
| 1999 | 36 | 37 | 61 | 74 | 53 | 41 | 29 | 30 | 119 | 108 | 27 |
| 2000 | 36 | 37 | 62 | 77 | 51 | 41 | 28 | 30 | 106 | 134 | 26 |
| 2001 | 34 | 32 | 62 | 78 | 51 | 41 | 28 | 31 | 108 | 92 | 27 |

Table 3.22 - Number and percentage of passes at Certificate of Primary Education examination by district and gender, 2000

| District | Total | | | Male | | | Female | | |
|--------------------------------------|--------------|---------------|-------------|--------------|---------------|-------------|--------------|---------------|-------------|
| | No. Examined | No. of Passes | % of Passes | No. Examined | No. of Passes | % of Passes | No. Examined | No. of Passes | % of Passes |
| School and private candidates | | | | | | | | | |
| Port Louis | 4,755 | 2,965 | 62.4 | 2,457 | 1,362 | 55.4 | 2,298 | 1,603 | 69.8 |
| Pamplemousses | 2,760 | 1,648 | 59.7 | 1,437 | 768 | 53.4 | 1,323 | 880 | 66.5 |
| Riviere du Rempart | 2,625 | 1,539 | 58.6 | 1,352 | 726 | 53.7 | 1,273 | 813 | 63.9 |
| Flacq | 3,171 | 2,074 | 65.4 | 1,615 | 986 | 61.1 | 1,556 | 1,088 | 69.9 |
| Grand Port | 2,662 | 1,699 | 63.8 | 1,380 | 801 | 58.0 | 1,282 | 898 | 70.0 |
| Savanne | 1,720 | 1,065 | 61.9 | 922 | 534 | 57.9 | 798 | 531 | 66.5 |
| Plaines Wilhems | 8,727 | 6,235 | 71.4 | 4,544 | 3,011 | 66.3 | 4,183 | 3,224 | 77.1 |
| Moka | 1,641 | 1,105 | 67.3 | 857 | 537 | 62.7 | 784 | 568 | 72.4 |
| Black River | 1,216 | 495 | 40.7 | 615 | 207 | 33.7 | 601 | 288 | 47.9 |
| Island of Mauritius | 29,277 | 18,825 | 64.3 | 15,179 | 8,932 | 58.8 | 14,098 | 9,893 | 70.2 |
| Island of Rodrigues | 1,105 | 604 | 54.7 | 595 | 288 | 48.4 | 510 | 316 | 62.0 |
| Republic of Mauritius | 30,382 | 19,429 | 63.9 | 15,774 | 9,220 | 58.5 | 14,608 | 10,209 | 69.9 |
| School candidates only | | | | | | | | | |
| Port Louis | 4,440 | 2,843 | 64.0 | 2,261 | 1,303 | 57.6 | 2,179 | 1,540 | 70.7 |
| Pamplemousses | 2,490 | 1,558 | 62.6 | 1,284 | 738 | 57.5 | 1,206 | 820 | 68.0 |
| Riviere du Rempart | 2,374 | 1,479 | 62.3 | 1,200 | 695 | 57.9 | 1,174 | 784 | 66.8 |
| Flacq | 2,893 | 1,978 | 68.4 | 1,439 | 932 | 64.8 | 1,454 | 1,046 | 71.9 |
| Grand Port | 2,421 | 1,620 | 66.9 | 1,245 | 759 | 61.0 | 1,176 | 861 | 73.2 |
| Savanne | 1,548 | 1,015 | 65.6 | 818 | 507 | 62.0 | 730 | 508 | 69.6 |
| Plaines Wilhems | 8,182 | 6,009 | 73.4 | 4,273 | 2,920 | 68.3 | 3,909 | 3,089 | 79.0 |
| Moka | 1,569 | 1,068 | 68.1 | 815 | 517 | 63.4 | 754 | 551 | 73.1 |
| Black River | 1,069 | 451 | 42.2 | 527 | 182 | 34.5 | 542 | 269 | 49.6 |
| Island of Mauritius | 26,986 | 18,021 | 66.8 | 13,862 | 8,553 | 61.7 | 13,124 | 9,468 | 72.1 |
| Island of Rodrigues | 1,072 | 596 | 55.6 | 582 | 283 | 48.6 | 490 | 313 | 63.9 |
| Republic of Mauritius | 28,058 | 18,617 | 66.4 | 14,444 | 8,836 | 61.2 | 13,614 | 9,781 | 71.8 |
| Private candidates only | | | | | | | | | |
| Port Louis | 315 | 122 | 38.7 | 196 | 59 | 30.1 | 119 | 63 | 52.9 |
| Pamplemousses | 270 | 90 | 33.3 | 153 | 30 | 19.6 | 117 | 60 | 51.3 |
| Riviere du Rempart | 251 | 60 | 23.9 | 152 | 31 | 20.4 | 99 | 29 | 29.3 |
| Flacq | 278 | 96 | 34.5 | 176 | 54 | 30.7 | 102 | 42 | 41.2 |
| Grand Port | 241 | 79 | 32.8 | 135 | 42 | 31.1 | 106 | 37 | 34.9 |
| Savanne | 172 | 50 | 29.1 | 104 | 27 | 26.0 | 68 | 23 | 33.8 |
| Plaines Wilhems | 545 | 226 | 41.5 | 271 | 91 | 33.6 | 274 | 135 | 49.3 |
| Moka | 72 | 37 | 51.4 | 42 | 20 | 47.6 | 30 | 17 | 56.7 |
| Black River | 147 | 44 | 29.9 | 88 | 25 | 28.4 | 59 | 19 | 32.2 |
| Island of Mauritius | 2,291 | 804 | 35.1 | 1,317 | 379 | 28.8 | 974 | 425 | 43.6 |
| Island of Rodrigues | 33 | 8 | 24.2 | 13 | 5 | 38.5 | 20 | 3 | 15.0 |
| Republic of Mauritius | 2,324 | 812 | 34.9 | 1,330 | 384 | 28.9 | 994 | 428 | 43.1 |

Source: Mauritius Examination Syndicate

Table 3.23 - Number and percentage of passes at Certificate of Primary Education examination by subject and gender, 2000

School and private candidates

| Subject | Total | | | Male | | | Female | | |
|------------------------------|--------------|---------------|-------------|--------------|---------------|-------------|--------------|---------------|-------------|
| | No. Examined | No. of Passes | % of Passes | No. Examined | No. of Passes | % of Passes | No. Examined | No. of Passes | % of Passes |
| Republic of Mauritius | | | | | | | | | |
| English | 30,263 | 22,064 | 72.9 | 15,710 | 10,480 | 66.7 | 14,553 | 11,584 | 79.6 |
| Mathematics | 30,255 | 22,251 | 73.5 | 15,717 | 11,002 | 70.0 | 14,538 | 11,249 | 77.4 |
| French | 30,245 | 22,775 | 75.3 | 15,708 | 10,893 | 69.3 | 14,537 | 11,882 | 81.7 |
| E. V. S. | 30,252 | 21,026 | 69.5 | 15,714 | 10,446 | 66.5 | 14,538 | 10,580 | 72.8 |
| Island of Mauritius | | | | | | | | | |
| English | 29,155 | 21,372 | 73.3 | 15,126 | 10,156 | 67.1 | 14,029 | 11,216 | 79.9 |
| Mathematics | 29,144 | 21,524 | 73.9 | 15,131 | 10,647 | 70.4 | 14,013 | 10,877 | 77.6 |
| French | 29,136 | 21,988 | 75.5 | 15,123 | 10,520 | 69.6 | 14,013 | 11,468 | 81.8 |
| E. V. S. | 29,143 | 20,334 | 69.8 | 15,129 | 10,111 | 66.8 | 14,014 | 10,223 | 72.9 |
| Asian Languages | 16,528 | 10,934 | 66.2 | 8,226 | 4,438 | 54.0 | 8,302 | 6,496 | 78.2 |
| Hindi | 10,072 | 6,546 | 65.0 | 4,992 | 2,616 | 52.4 | 5,080 | 3,930 | 77.4 |
| Urdu | 3,222 | 2,102 | 65.2 | 1,638 | 886 | 54.1 | 1,584 | 1,216 | 76.8 |
| Tamil | 1,452 | 999 | 68.8 | 722 | 418 | 57.9 | 730 | 581 | 79.6 |
| Marathi | 359 | 262 | 73.0 | 171 | 101 | 59.1 | 188 | 161 | 85.6 |
| Telugu | 504 | 348 | 69.0 | 247 | 140 | 56.7 | 257 | 208 | 80.9 |
| Modern Chinese | 96 | 72 | 75.0 | 35 | 21 | 60.0 | 61 | 51 | 83.6 |
| Arabic | 823 | 605 | 73.5 | 421 | 256 | 60.8 | 402 | 349 | 86.8 |
| Island of Rodrigues | | | | | | | | | |
| English | 1,108 | 692 | 62.5 | 584 | 324 | 55.5 | 524 | 368 | 70.2 |
| Mathematics | 1,111 | 727 | 65.4 | 586 | 355 | 60.6 | 525 | 372 | 70.9 |
| French | 1,109 | 787 | 71.0 | 585 | 373 | 63.8 | 524 | 414 | 79.0 |
| E. V. S. | 1,109 | 692 | 62.4 | 585 | 335 | 57.3 | 524 | 357 | 68.1 |

Table 3.24 - Number and percentage of passes at Certificate of Primary Education examination by district, 1998 - 2000

School candidates only

| District | 1998 | | | 1999 | | | 2000 | | |
|-----------------------|--------------|---------------|-------------|--------------|---------------|-------------|--------------|---------------|-------------|
| | No. Examined | No. of Passes | % of Passes | No. Examined | No. of Passes | % of Passes | No. Examined | No. of Passes | % of Passes |
| Port Louis | 3,872 | 2,490 | 64.3 | 4,208 | 2,579 | 61.3 | 4,440 | 2,843 | 64.0 |
| Pamplemousses | 2,091 | 1,266 | 60.5 | 2,305 | 1,378 | 59.8 | 2,490 | 1,558 | 62.6 |
| Riviere du Rempart | 2,070 | 1,319 | 63.7 | 2,233 | 1,335 | 59.8 | 2,374 | 1,479 | 62.3 |
| Flacq | 2,608 | 1,745 | 66.9 | 2,716 | 1,757 | 64.7 | 2,893 | 1,978 | 68.4 |
| Grand Port | 2,112 | 1,410 | 66.8 | 2,273 | 1,502 | 66.1 | 2,421 | 1,620 | 66.9 |
| Savanne | 1,414 | 982 | 69.4 | 1,441 | 897 | 62.2 | 1,548 | 1,015 | 65.6 |
| Plaines Wilhems | 7,313 | 5,444 | 74.4 | 7,860 | 5,731 | 72.9 | 8,182 | 6,009 | 73.4 |
| Moka | 1,396 | 939 | 67.3 | 1,375 | 842 | 61.2 | 1,569 | 1,068 | 68.1 |
| Black River | 939 | 448 | 47.7 | 925 | 372 | 40.2 | 1,069 | 451 | 42.2 |
| Island of Mauritius | 23,815 | 16,043 | 67.4 | 25,336 | 16,393 | 64.7 | 26,986 | 18,021 | 66.8 |
| Island of Rodrigues | 989 | 579 | 58.5 | 1,052 | 577 | 54.8 | 1,072 | 596 | 55.6 |
| Republic of Mauritius | 24,804 | 16,622 | 67.0 | 26,388 | 16,970 | 64.3 | 28,058 | 18,617 | 66.4 |

Source: Mauritius Examination Syndicate

Table 3.25 - Certificate of Primary Education examination results - Republic of Mauritius, 1988 - 2000
School candidates only

| Year | Number examined | | | Number of passes | | | % of passes | | |
|-------|-----------------|--------|--------|------------------|--------|--------|-------------|------|--------|
| | Both Sexes | Male | Female | Both Sexes | Male | Female | Both Sexes | Male | Female |
| 1988 | 31,181 | 15,888 | 15,293 | 17,521 | 8,395 | 9,126 | 56.2 | 52.8 | 59.7 |
| 1989 | 26,836 | 13,681 | 13,155 | 15,989 | 7,805 | 8,184 | 59.6 | 57.0 | 62.2 |
| 1990 | 30,637 | 15,560 | 15,077 | 18,481 | 8,948 | 9,533 | 60.3 | 57.5 | 63.2 |
| 1991 | 35,255 | 18,094 | 17,161 | 20,383 | 9,941 | 10,442 | 57.8 | 54.9 | 60.8 |
| 1992 | 35,453 | 18,057 | 17,396 | 21,620 | 10,453 | 11,167 | 61.0 | 57.9 | 64.2 |
| 1993 | 32,887 | 16,757 | 16,130 | 19,270 | 9,362 | 9,908 | 58.6 | 55.9 | 61.4 |
| 1994 | 29,535 | 15,094 | 14,441 | 18,074 | 8,663 | 9,411 | 61.2 | 57.4 | 65.2 |
| 1995 | 27,733 | 14,222 | 13,511 | 18,121 | 8,791 | 9,330 | 65.3 | 61.8 | 69.0 |
| 1996* | 25,629 | 13,129 | 12,500 | 16,737 | 8,120 | 8,617 | 65.3 | 61.8 | 69.5 |
| 1997 | 25,230 | 12,926 | 12,304 | 16,452 | 7,981 | 8,471 | 65.2 | 61.7 | 68.9 |
| 1998 | 24,804 | 12,528 | 12,276 | 16,622 | 7,823 | 8,799 | 67.0 | 62.4 | 71.7 |
| 1999 | 26,388 | 13,448 | 12,940 | 16,970 | 8,044 | 8,926 | 64.3 | 59.8 | 69.0 |
| 2000 | 28,058 | 14,444 | 13,614 | 18,617 | 8,836 | 9,781 | 66.4 | 61.2 | 71.8 |

Source: Mauritius Examination Syndicate * Revised

Table 3.26 - Certificate of Primary Examination results by subject and grades achieved, 2000 (Republic of Mauritius)
Schools and Private candidates

| Subjects | Candidates | | | Number and % candidates achieving Grades | | | | | | | | | |
|-----------|------------|--------|--------|--|-------|-------|-------|-------|-------|-------|-------|-------|-------|
| | Examined | Passed | % Pass | A | % | B | % | C | % | D | % | E | % |
| | English | 30,243 | 22,064 | 73.0 | 7,667 | 25.4 | 3,772 | 12.5 | 3,684 | 12.2 | 3,635 | 12.0 | 3,306 |
| Maths | 30,255 | 22,251 | 73.5 | 5,687 | 18.8 | 2,760 | 9.1 | 3,372 | 11.1 | 4,658 | 15.4 | 5,774 | 19.1 |
| French | 30,245 | 22,775 | 75.3 | 9,764 | 32.3 | 3,647 | 12.1 | 3,354 | 11.1 | 3,186 | 10.5 | 2,824 | 9.3 |
| Evs | 30,252 | 21,026 | 69.5 | 6,461 | 21.4 | 3,540 | 11.7 | 3,110 | 10.3 | 3,530 | 11.7 | 4,385 | 14.5 |
| Asian | 16,528 | 10,934 | 66.2 | 3,871 | 23.4 | 1,412 | 8.5 | 1,355 | 8.2 | 1,666 | 10.1 | 2,630 | 15.9 |
| Hindi | 10,072 | 6,546 | 65.0 | 2,859 | 28.4 | 793 | 7.9 | 656 | 6.5 | 799 | 7.9 | 1,439 | 14.3 |
| Urdu | 3,222 | 2,102 | 65.2 | 513 | 15.9 | 353 | 11.0 | 327 | 10.1 | 358 | 11.1 | 551 | 17.1 |
| Tamil | 1,452 | 999 | 68.8 | 211 | 14.5 | 126 | 8.7 | 162 | 11.2 | 210 | 14.5 | 290 | 20.0 |
| Marathi | 359 | 262 | 73.0 | 52 | 14.5 | 30 | 8.4 | 41 | 11.4 | 57 | 15.9 | 82 | 22.8 |
| Telugu | 504 | 348 | 69.0 | 96 | 19.0 | 39 | 7.7 | 52 | 10.3 | 77 | 15.3 | 84 | 16.7 |
| M.Chinese | 96 | 72 | 75.0 | 28 | 29.2 | 8 | 8.3 | 11 | 11.5 | 14 | 14.6 | 11 | 11.5 |
| Arabic | 823 | 605 | 73.5 | 112 | 13.6 | 63 | 7.7 | 106 | 12.9 | 151 | 18.3 | 173 | 21.0 |

Source: Mauritius Examination Syndicate

Table 3.27 - Performance of school candidates at Certificate of Primary Education examination by district and sitting, 2000

| District | First Sitting | | | | | | Second Sitting | | | | | | | | | | | |
|-------------------|---------------|-------|--------|------------|-------|--------|----------------|-------|-------|--------------|-------|-------|------------|-------|-------|--------|-------|-------|
| | No. Examined | | | No. Passed | | | % Pass | | | No. Examined | | | No. Passed | | | % Pass | | |
| | Boys | Girls | Total | Boys | Girls | Total | Boys | Girls | Total | Boys | Girls | Total | Boys | Girls | Total | Boys | Girls | Total |
| Port Louis | 1,637 | 1,546 | 3,183 | 1,021 | 1,139 | 2,160 | 62.4 | 73.7 | 67.9 | 624 | 633 | 1,257 | 282 | 401 | 683 | 45.2 | 63.3 | 54.3 |
| Pamplemousses | 858 | 827 | 1,685 | 524 | 591 | 1,115 | 61.1 | 71.5 | 66.2 | 426 | 379 | 805 | 214 | 229 | 443 | 50.2 | 60.4 | 55.0 |
| Riv. du Rempart | 834 | 840 | 1,674 | 538 | 590 | 1,128 | 64.5 | 70.2 | 67.4 | 366 | 334 | 700 | 157 | 194 | 351 | 42.9 | 58.1 | 50.1 |
| Fiacq | 1,033 | 1,050 | 2,083 | 698 | 792 | 1,490 | 67.6 | 75.4 | 71.5 | 406 | 404 | 810 | 234 | 254 | 488 | 57.6 | 62.9 | 60.2 |
| Grand Port | 918 | 896 | 1,814 | 593 | 671 | 1,264 | 64.6 | 74.9 | 69.7 | 327 | 280 | 607 | 166 | 190 | 356 | 50.8 | 67.9 | 58.6 |
| Savanne | 564 | 531 | 1,095 | 378 | 381 | 759 | 67.0 | 71.8 | 69.3 | 254 | 199 | 453 | 129 | 127 | 256 | 50.8 | 63.8 | 56.5 |
| Plaines Wilhems | 3,127 | 2,977 | 6,104 | 2,281 | 2,462 | 4,743 | 72.9 | 82.7 | 77.7 | 1,146 | 932 | 2,078 | 639 | 627 | 1,266 | 55.8 | 67.3 | 60.9 |
| Moka | 582 | 574 | 1,156 | 391 | 447 | 838 | 67.2 | 77.9 | 72.5 | 233 | 180 | 413 | 126 | 104 | 230 | 54.1 | 57.8 | 55.7 |
| Black River | 363 | 392 | 755 | 143 | 208 | 351 | 39.4 | 53.1 | 46.5 | 164 | 150 | 314 | 39 | 61 | 100 | 23.8 | 40.7 | 31.8 |
| Isl. of Mauritius | 9,916 | 9,633 | 19,549 | 6,567 | 7,281 | 13,848 | 66.2 | 75.6 | 70.8 | 3,946 | 3,491 | 7,437 | 1,986 | 2,187 | 4,173 | 50.3 | 62.6 | 56.1 |
| Isl. of Rodrigues | 404 | 355 | 759 | 206 | 229 | 435 | 51.0 | 64.5 | 57.3 | 178 | 135 | 313 | 77 | 84 | 161 | 43.3 | 62.2 | 51.4 |
| Rep. of Mauritius | 10,320 | 9,988 | 20,308 | 6,773 | 7,510 | 14,283 | 65.6 | 75.2 | 70.3 | 4,124 | 3,626 | 7,750 | 2,063 | 2,271 | 4,334 | 50.0 | 62.6 | 55.9 |

Source: Mauritius Examination Syndicate

**SECONDARY
EDUCATION**

Table 4.1 - Secondary Education - Number of schools, pupils, personnel and pupil/teacher ratio. 1997 - 2001

| Period | Total number of schools | Pupils | | | Total | Personnel | | Pupil/Teacher ratio |
|----------------------------------|-------------------------|------------|--------|-----------|--------|-----------|--------------|---------------------|
| | | Government | Aided | Non-Aided | | Teaching | Non-Teaching | |
| A - Republic of Mauritius | | | | | | | | |
| Mar-97 | 130 | 20,406 | 71,754 | 1,679 | 93,839 | 4,710 | 2,440 | 20 |
| Mar-98 | 133 | 23,242 | 69,186 | 1,936 | 94,364 | 4,820 | 2,539 | 20 |
| Mar-99 | 135 | 24,185 | 68,685 | 2,317 | 95,187 | 5,014 | 2,643 | 19 |
| Mar-00 | 134 | 25,217 | 66,951 | 3,280 | 95,448 | 5,140 | 2,655 | 19 |
| Mar-01 | 136 | 26,219 | 68,550 | 2,878 | 97,647 | 5,302 | 2,674 | 18 |
| B - Island of Mauritius | | | | | | | | |
| Mar-97 | 127 | 20,406 | 68,629 | 1,679 | 90,714 | 4,589 | 2,383 | 20 |
| Mar-98 | 130 | 23,242 | 66,062 | 1,936 | 91,240 | 4,680 | 2,482 | 19 |
| Mar-99 | 132 | 24,185 | 65,460 | 2,317 | 91,962 | 4,874 | 2,587 | 19 |
| Mar-00 | 131 | 25,217 | 63,711 | 3,280 | 92,208 | 4,999 | 2,595 | 18 |
| Mar-01 | 132 | 26,219 | 65,238 | 2,878 | 94,335 | 5,154 | 2,604 | 18 |
| C - Island of Rodrigues | | | | | | | | |
| Mar-97 | 3 | N.A | 3,125 | N.A | 3,125 | 121 | 57 | 26 |
| Mar-98 | 3 | N.A | 3,124 | N.A | 3,124 | 140 | 57 | 22 |
| Mar-99 | 3 | N.A | 3,225 | N.A | 3,225 | 140 | 56 | 23 |
| Mar-00 | 3 | N.A | 3,240 | N.A | 3,240 | 141 | 60 | 23 |
| Mar-01 | 4 | N.A | 3,312 | N.A | 3,312 | 148 | 70 | 22 |

N.A - not applicable

Table 4.2.1 - Distribution of secondary schools by district and administration, 2001

| District | Administration | | | | | | | |
|-----------------------|----------------|--------------------|-----------------------|-------|---------|---------------|----|-------|
| | All Schools | State ¹ | | | Private | | | |
| | | Total | Running up to Form VI | Other | Total | Running up to | | Other |
| | | | | | Form V | Form VI | | |
| Port Louis | 22 | 5 | 3 | 2 | 17 | 8 | 8 | 1 |
| Pamplemousses | 11 | 4 | 3 | 1 | 7 | 5 | 2 | - |
| Riviere du Rempart | 9 | 3 | 3 | - | 6 | 2 | 3 | 1 |
| Flacq | 12 | 5 | 3 | 2 | 7 | 2 | 5 | - |
| Grand Port | 13 | 3 | 3 | - | 10 | 9 | 1 | - |
| Savanne | 8 | 2 | 2 | - | 6 | 4 | 2 | - |
| Plaines Wilhems | 48 | 9 | 9 | - | 39 | 13 | 25 | 1 |
| Moka | 8 | 2 | 2 | - | 6 | 4 | 1 | 1 |
| Black River | 1 | 1 | 1 | - | - | - | - | - |
| Island of Mauritius | 132 | 34 | 29 | 5 | 98 | 47 | 47 | 4 |
| Island of Rodrigues | 4 | - | - | - | 4 | 2 | 2 | - |
| Republic of Mauritius | 136 | 34 | 29 | 5 | 102 | 49 | 49 | 4 |

Table 4.2.2 - Distribution of secondary schools by region and administration - 2001

| Region | Administration | | | | | | | |
|----------------|----------------|--------------------|-----------------------|-------|---------|---------------|----|-------|
| | All Schools | State ¹ | | | Private | | | |
| | | Total | Running up to Form VI | Other | Total | Running up to | | Other |
| | | | | | Form V | Form VI | | |
| 1 - Port Louis | 26 | 7 | 4 | 3 | 19 | 9 | 9 | 1 |
| 2 - North | 16 | 5 | 5 | - | 11 | 6 | 4 | 1 |
| 3 - East | 20 | 7 | 5 | 2 | 13 | 6 | 6 | 1 |
| 4 - South | 21 | 5 | 5 | - | 16 | 13 | 3 | - |
| 5 - Central | 25 | 4 | 4 | - | 21 | 5 | 15 | 1 |
| 6 - West | 24 | 6 | 6 | - | 18 | 8 | 10 | - |
| 7 - Rodrigues | 4 | - | - | - | 4 | 2 | 2 | - |
| All Regions | 136 | 34 | 29 | 5 | 102 | 49 | 49 | 4 |

¹ includes Mahatma Gandhi Institute

Table 4.3.1 - Distribution of rooms in secondary schools by administration, district and use, 2001

All Schools

| District | Total | of which | | | | | |
|-----------------------|-------|-----------|-----------------------|-------------------------|------------------------------|----------|--|
| | | Classroom | Office/ Staff room | Laboratory ¹ | Special room ² | Workshop | Multi and other purpose room ³ |
| Port-Louis | 703 | 408 | 101 | 80 | 43 | 17 | 54 |
| Pamplemousses | 401 | 237 | 52 | 45 | 31 | 10 | 26 |
| Riviere du Rempart | 366 | 214 | 51 | 36 | 23 | 13 | 29 |
| Flacq | 574 | 347 | 84 | 59 | 36 | 11 | 37 |
| Grand Port | 364 | 204 | 50 | 49 | 22 | 9 | 30 |
| Savanne | 271 | 148 | 36 | 36 | 18 | 11 | 22 |
| Plaines Wilhems | 2,015 | 1,245 | 260 | 209 | 118 | 55 | 128 |
| Moka | 292 | 170 | 39 | 38 | 18 | 9 | 18 |
| Black River | 49 | 28 | 4 | 6 | 8 | - | 3 |
| Island of Mauritius | 5,035 | 3,001 | 677 | 558 | 317 | 135 | 347 |
| Island of Rodrigues | 151 | 104 | 17 | 11 | 8 | 1 | 10 |
| Republic of Mauritius | 5,186 | 3,105 | 694 | 569 | 325 | 136 | 357 |

Table 4.3.2 - Distribution of rooms in secondary schools by administration, region and use, 2001

All Schools

| Region | Total | of which | | | | | |
|----------------|-------|-----------|-----------------------|-------------------------|------------------------------|----------|--|
| | | Classroom | Office/ Staff Room | Laboratory ¹ | Special room ² | Workshop | Multi and other purpose room ³ |
| 1 - Port-Louis | 846 | 493 | 121 | 93 | 53 | 21 | 65 |
| 2 - North | 624 | 366 | 83 | 68 | 44 | 19 | 44 |
| 3 - East | 866 | 517 | 123 | 97 | 54 | 20 | 55 |
| 4 - South | 635 | 352 | 86 | 85 | 40 | 20 | 52 |
| 5 - Central | 1,039 | 647 | 134 | 107 | 58 | 28 | 65 |
| 6 - West | 1,025 | 626 | 130 | 108 | 68 | 27 | 66 |
| 7 - Rodrigues | 151 | 104 | 17 | 11 | 8 | 1 | 10 |
| All Regions | 5,186 | 3,105 | 694 | 569 | 325 | 136 | 357 |

¹ Science laboratory and computer laboratory

³ Audio-Visual, Multi-purpose, Theatre, Library

² Includes Home Economics, Art, Music/Dance rooms

Table 4.3.1 - Distribution of rooms in secondary schools by administration, district and use, 2001 (cont'd)

State Schools

| District | Total | of which | | | | | |
|-----------------------|-------|-----------|-----------------------|-------------------------|------------------------------|----------|--|
| | | Classroom | Office/ Staff Room | Laboratory ¹ | Special room ² | Workshop | Multi and other purpose room ³ |
| Port-Louis | 188 | 102 | 28 | 25 | 19 | 4 | 10 |
| Pamplemousses | 180 | 105 | 24 | 20 | 19 | 3 | 9 |
| Riviere du Rempart | 147 | 81 | 19 | 18 | 11 | 8 | 10 |
| Flacq | 233 | 141 | 26 | 31 | 19 | 4 | 12 |
| Grand Port | 139 | 73 | 18 | 22 | 11 | 4 | 11 |
| Savanne | 104 | 55 | 12 | 15 | 10 | 7 | 5 |
| Plaines Wilhems | 465 | 262 | 58 | 68 | 35 | 18 | 24 |
| Moka | 96 | 57 | 10 | 12 | 9 | 3 | 5 |
| Black River | 49 | 28 | 4 | 6 | 8 | - | 3 |
| Island of Mauritius | 1,601 | 904 | 199 | 217 | 141 | 51 | 89 |
| Island of Rodrigues | - | - | - | - | - | - | - |
| Republic of Mauritius | 1,601 | 904 | 199 | 217 | 141 | 51 | 89 |

Table 4.3.2 - Distribution of rooms in secondary schools by administration, region and use, 2001

State Schools

| Region | Total | of which | | | | | |
|----------------|-------|-----------|-----------------------|-------------------------|------------------------------|----------|--|
| | | Classroom | Office/ Staff room | Laboratory ¹ | Special room ² | Workshop | Multi and other purpose room ³ |
| 1 - Port-Louis | 266 | 150 | 40 | 32 | 24 | 6 | 14 |
| 2 - North | 249 | 138 | 31 | 31 | 25 | 9 | 15 |
| 3 - East | 329 | 198 | 36 | 43 | 28 | 7 | 17 |
| 4 - South | 243 | 128 | 30 | 37 | 21 | 11 | 16 |
| 5 - Central | 197 | 110 | 28 | 30 | 15 | 5 | 9 |
| 6 - West | 317 | 180 | 34 | 44 | 28 | 13 | 18 |
| 7 - Rodrigues | - | - | - | - | - | - | - |
| All Regions | 1,601 | 904 | 199 | 217 | 141 | 51 | 89 |

¹ Science laboratory and computer laboratory

³ Audio-Visual, Multi-purpose, Theatre, Library

² Includes Home Economics, Art, Music/Dance rooms

Table 4.3.1 - Distribution of rooms in secondary schools by administration, district and use, 2001 (cont'd)

Private Schools

| District | Total | of which | | | | | |
|-----------------------|-------|-----------|-----------------------|-------------------------|------------------------------|----------|---|
| | | Classroom | Office/ Staff room | Laboratory ¹ | Special room ² | Workshop | Multi and other purpose room ³ |
| Port-Louis | 515 | 306 | 73 | 55 | 24 | 13 | 44 |
| Pamplemousses | 221 | 132 | 28 | 25 | 12 | 7 | 17 |
| Riv. du Rempart | 219 | 133 | 32 | 18 | 12 | 5 | 19 |
| Flacq | 341 | 206 | 58 | 28 | 17 | 7 | 25 |
| Grand Port | 225 | 131 | 32 | 27 | 11 | 5 | 19 |
| Savanne | 167 | 93 | 24 | 21 | 8 | 4 | 17 |
| Plaines Wilhems | 1,550 | 983 | 202 | 141 | 83 | 37 | 104 |
| Moka | 196 | 113 | 29 | 26 | 9 | 6 | 13 |
| Black River | - | - | - | - | - | - | - |
| Island of Mauritius | 3,434 | 2,097 | 478 | 341 | 176 | 84 | 258 |
| Island of Rodrigues | 151 | 104 | 17 | 11 | 8 | 1 | 10 |
| Republic of Mauritius | 3,585 | 2,201 | 495 | 352 | 184 | 85 | 268 |

Table 4.3.2 - Distribution of rooms in secondary schools by administration, region and use, 2001

Private Schools

| Region | Total | of which | | | | | |
|----------------|-------|-----------|-----------------------|-------------------------|------------------------------|----------|---|
| | | Classroom | Office/ Staff Room | Laboratory ¹ | Special room ² | Workshop | Multi and other purpose room ³ |
| 1 - Port-Louis | 580 | 343 | 81 | 61 | 29 | 15 | 51 |
| 2 - North | 375 | 228 | 52 | 37 | 19 | 10 | 29 |
| 3 - East | 537 | 319 | 87 | 54 | 26 | 13 | 38 |
| 4 - South | 392 | 224 | 56 | 48 | 19 | 9 | 36 |
| 5 - Central | 842 | 537 | 106 | 77 | 43 | 23 | 56 |
| 6 - West | 708 | 446 | 96 | 64 | 40 | 14 | 48 |
| 7 - Rodrigues | 151 | 104 | 17 | 11 | 8 | 1 | 10 |
| All Regions | 3,585 | 2,201 | 495 | 352 | 184 | 85 | 268 |

¹ Science laboratory and computer laboratory

³ Audio-Visual, Multi-purpose, Theatre, Library

² Includes Home Economics, Art, Music/Dance rooms

Table 4.4.1 - Distribution of recreational facilities in secondary school by district and administration, 2001

| District | Recreational facilities (number of) | | | | | | | | | | |
|-----------------------|--------------------------------------|----------------------|--------------------|--|---------------------|----------------------|--------------------|--|---------------------|----------------------|--------------------|
| | All Schools | | | | State Schools | | | | Private Schools | | |
| | Volleyball pitch | Basketball ground | Football ground | | Volleyball pitch | Basketball ground | Football ground | | Volleyball pitch | Basketball ground | Football ground |
| Port Louis | 30 | 9 | 2 | | 7 | 5 | 1 | | 23 | 4 | 1 |
| Pamplemousses | 29 | 5 | 3 | | 6 | 3 | 2 | | 23 | 2 | 1 |
| Riviere du Rempart | 19 | 7 | 8 | | 4 | 3 | 3 | | 15 | 4 | 5 |
| Flacq | 26 | 9 | 4 | | 7 | 5 | 2 | | 19 | 4 | 2 |
| Grand Port | 30 | 4 | 2 | | 2 | 2 | 1 | | 28 | 2 | 1 |
| Savanne | 22 | 5 | 2 | | 3 | 2 | 2 | | 19 | 3 | - |
| Plaines Wilhems | 174 | 44 | 32 | | 15 | 6 | 6 | | 159 | 38 | 26 |
| Moka | 25 | 7 | 4 | | 3 | 2 | 2 | | 22 | 5 | 2 |
| Black River | 2 | 2 | 1 | | 2 | 2 | 1 | | - | - | - |
| Island of Mauritius | 357 | 92 | 58 | | 49 | 30 | 20 | | 308 | 62 | 38 |
| Island of Rodrigues | 2 | - | 2 | | - | - | - | | 2 | - | 2 |
| Republic of Mauritius | 359 | 92 | 60 | | 49 | 30 | 20 | | 310 | 62 | 40 |

Table 4.4.2 - Distribution of recreational facilities in secondary school by region and administration, 2001

| Region | Recreational facilities (number of) | | | | | | | | | |
|----------------|--------------------------------------|----------------------|--------------------|---------------------|----------------------|--------------------|---------------------|----------------------|---------------------|--------------------|
| | All Schools | | | | State Schools | | | | Private Schools | |
| | Volleyball pitch | Basketball ground | Football ground | Volleyball pitch | Basketball ground | Football ground | Volleyball pitch | Basketball ground | Volleyball pitch | Football ground |
| 1 - Port-Louis | 41 | 11 | 4 | 9 | 7 | 2 | 32 | 4 | 2 | 2 |
| 2 - North | 37 | 10 | 9 | 8 | 4 | 4 | 29 | 6 | 5 | 5 |
| 3 - East | 51 | 16 | 8 | 10 | 7 | 4 | 41 | 9 | 4 | 4 |
| 4 - South | 52 | 9 | 4 | 5 | 4 | 3 | 47 | 5 | 1 | 1 |
| 5 - Central | 105 | 23 | 16 | 8 | 1 | 2 | 97 | 22 | 14 | 14 |
| 6 - West | 71 | 23 | 17 | 9 | 7 | 5 | 62 | 16 | 12 | 12 |
| 7 - Rodrigues | 2 | - | 2 | - | - | - | 2 | - | 2 | 2 |
| All Regions | 359 | 92 | 60 | 49 | 30 | 20 | 310 | 62 | 40 | 40 |

Table 4.5.1 - Distribution of secondary schools by district and enrolment range, 2001

| District | Enrolment range | | | | | Total |
|-----------------------|-----------------|-------------------|--------------------|---------------------|---------------|-------|
| | Under 200 | 200 and under 500 | 500 and under 1000 | 1000 and under 1500 | 1500 and over | |
| Port Louis | 3 | 8 | 10 | 1 | - | 22 |
| Pamplemousses | - | 3 | 7 | 1 | - | 11 |
| Riviere du Rempart | 1 | 2 | 4 | 1 | 1 | 9 |
| Flacq | - | 4 | 3 | 5 | - | 12 |
| Grand Port | 3 | 4 | 6 | - | - | 13 |
| Savanne | - | 4 | 4 | - | - | 8 |
| Plaines Wilhems | 2 | 7 | 25 | 13 | 1 | 48 |
| Moka | - | 3 | 5 | - | - | 8 |
| Black River | - | - | 1 | - | - | 1 |
| Island of Mauritius | 9 | 35 | 65 | 21 | 2 | 132 |
| Island of Rodrigues | - | - | 4 | - | - | 4 |
| Republic of Mauritius | 9 | 35 | 69 | 21 | 2 | 136 |

Table 4.5.2 - Distribution of secondary schools by region and enrolment range, 2001

| Region | Enrolment range | | | | | Total |
|----------------|-----------------|-------------------|--------------------|---------------------|---------------|-------|
| | Under 200 | 200 and under 500 | 500 and under 1000 | 1000 and under 1500 | 1500 and over | |
| 1 - Port Louis | 3 | 10 | 12 | 1 | - | 26 |
| 2 - North | 1 | 3 | 9 | 2 | 1 | 16 |
| 3 - East | - | 7 | 8 | 5 | - | 20 |
| 4 - South | 3 | 8 | 10 | - | - | 21 |
| 5 - Central | 2 | 4 | 12 | 6 | 1 | 25 |
| 6 - West | - | 3 | 14 | 7 | - | 24 |
| 7 - Rodrigues | - | - | 4 | - | - | 4 |
| All Regions | 9 | 35 | 69 | 21 | 2 | 136 |

Table 4.6.1 - Number of sections in secondary schools by district and grade, 2001

All Schools

| District | No. of sections in grade | | | | | | | |
|-----------------------|--------------------------|-----|-----|-----|-----|----------|----------|-------|
| | I | II | III | IV | V | Lower VI | Upper VI | Total |
| Port Louis | 74 | 70 | 64 | 61 | 65 | 24 | 25 | 383 |
| Pamplemousses | 42 | 40 | 34 | 38 | 43 | 15 | 15 | 227 |
| Riviere du Rempart | 33 | 29 | 34 | 42 | 35 | 17 | 12 | 202 |
| Flacq | 52 | 44 | 39 | 59 | 57 | 25 | 20 | 296 |
| Grand Port | 35 | 30 | 30 | 38 | 45 | 12 | 12 | 202 |
| Savanne | 26 | 23 | 23 | 25 | 27 | 8 | 8 | 140 |
| Plaines Wilhems | 181 | 170 | 173 | 206 | 195 | 116 | 121 | 1,162 |
| Moka | 27 | 28 | 24 | 29 | 24 | 12 | 11 | 155 |
| Black River | 4 | 4 | 4 | 4 | 4 | 4 | 4 | 28 |
| Island of Mauritius | 474 | 438 | 425 | 502 | 495 | 233 | 228 | 2,795 |
| Island of Rodrigues | 16 | 17 | 18 | 16 | 25 | 4 | 5 | 101 |
| Republic of Mauritius | 490 | 455 | 443 | 518 | 520 | 237 | 233 | 2,896 |

Table 4.6.2 - Number of sections in secondary schools by region and grade, 2001

All Schools

| Region | No. of sections in grade | | | | | | | |
|----------------|--------------------------|-----|-----|-----|-----|----------|----------|-------|
| | I | II | III | IV | V | Lower VI | Upper VI | Total |
| 1 - Port Louis | 93 | 87 | 73 | 73 | 81 | 28 | 28 | 463 |
| 2 - North | 56 | 52 | 59 | 68 | 62 | 28 | 24 | 349 |
| 3 - East | 79 | 72 | 63 | 88 | 81 | 37 | 31 | 451 |
| 4 - South | 61 | 53 | 53 | 63 | 72 | 20 | 20 | 342 |
| 5 - Central | 96 | 91 | 86 | 104 | 96 | 59 | 59 | 591 |
| 6 - West | 89 | 83 | 91 | 106 | 103 | 61 | 66 | 599 |
| 7 - Rodrigues | 16 | 17 | 18 | 16 | 25 | 4 | 5 | 101 |
| All Regions | 490 | 455 | 443 | 518 | 520 | 237 | 233 | 2,896 |

Table 4.6.1 - Number of sections in secondary schools by district and grade. 2001(cont'd)

| District | No. of sections in grade | | | | | | | |
|-----------------------|--------------------------|-----|-----|-----|-----|----------|----------|-------|
| | I | II | III | IV | V | Lower VI | Upper VI | Total |
| Port Louis | 18 | 16 | 11 | 13 | 10 | 9 | 11 | 88 |
| Pamplemousses | 18 | 17 | 11 | 11 | 15 | 12 | 13 | 97 |
| Riviere du Rempart | 8 | 8 | 11 | 19 | 14 | 10 | 7 | 77 |
| Flacq | 16 | 16 | 10 | 23 | 12 | 10 | 8 | 95 |
| Grand Port | 10 | 8 | 10 | 15 | 12 | 9 | 8 | 72 |
| Savanne | 8 | 8 | 7 | 8 | 7 | 5 | 4 | 47 |
| Plaines Wilhems | 25 | 24 | 33 | 52 | 37 | 33 | 31 | 235 |
| Moka | 7 | 8 | 7 | 9 | 7 | 8 | 8 | 54 |
| Black River | 4 | 4 | 4 | 4 | 4 | 4 | 4 | 28 |
| Island of Mauritius | 114 | 109 | 104 | 154 | 118 | 100 | 94 | 793 |
| Island of Rodrigues | - | - | - | - | - | - | - | - |
| Republic of Mauritius | 114 | 109 | 104 | 154 | 118 | 100 | 94 | 793 |

Table 4.6.2 - Number of sections in secondary schools by region and grade. 2001 (cont'd)

| Region | No. of sections in grade | | | | | | | |
|----------------|--------------------------|-----|-----|-----|-----|----------|----------|-------|
| | I | II | III | IV | V | Lower VI | Upper VI | Total |
| 1 - Port Louis | 30 | 27 | 15 | 17 | 16 | 12 | 14 | 131 |
| 2 - North | 14 | 14 | 18 | 26 | 23 | 19 | 17 | 131 |
| 3 - East | 23 | 24 | 17 | 32 | 19 | 18 | 16 | 149 |
| 4 - South | 18 | 16 | 17 | 23 | 19 | 14 | 12 | 119 |
| 5 - Central | 9 | 9 | 14 | 26 | 15 | 14 | 14 | 101 |
| 6 - West | 20 | 19 | 23 | 30 | 26 | 23 | 21 | 162 |
| 7 - Rodrigues | - | - | - | - | - | - | - | - |
| All Regions | 114 | 109 | 104 | 154 | 118 | 100 | 94 | 793 |

Table 4.6.1 - Number of sections in secondary schools by district and grade, 2001 (cont'd)

Private Schools

| District | No. of sections in grade | | | | | | | |
|-----------------------|--------------------------|-----|-----|-----|-----|----------|----------|-------|
| | I | II | III | IV | V | Lower VI | Upper VI | Total |
| Port Louis | 56 | 54 | 53 | 48 | 55 | 15 | 14 | 295 |
| Pamplemousses | 24 | 23 | 23 | 27 | 28 | 3 | 2 | 130 |
| Riviere du Rempart | 25 | 21 | 23 | 23 | 21 | 7 | 5 | 125 |
| Flacq | 36 | 28 | 29 | 36 | 45 | 15 | 12 | 201 |
| Grand Port | 25 | 22 | 20 | 23 | 33 | 3 | 4 | 130 |
| Savanne | 18 | 15 | 16 | 17 | 20 | 3 | 4 | 93 |
| Plaines Wilhems | 156 | 146 | 140 | 154 | 158 | 83 | 90 | 927 |
| Moka | 20 | 20 | 17 | 20 | 17 | 4 | 3 | 101 |
| Black River | - | - | - | - | - | - | - | - |
| Island of Mauritius | 360 | 329 | 321 | 348 | 377 | 133 | 134 | 2,002 |
| Island of Rodrigues | 16 | 17 | 18 | 16 | 25 | 4 | 5 | 101 |
| Republic of Mauritius | 376 | 346 | 339 | 364 | 402 | 137 | 139 | 2,103 |

Table 4.6.2 - Number of sections in secondary schools by region and grade, 2001 (cont'd)

Private Schools

| Region | No. of sections in grade | | | | | | | |
|----------------|--------------------------|-----|-----|-----|-----|----------|----------|-------|
| | I | II | III | IV | V | Lower VI | Upper VI | Total |
| 1 - Port Louis | 63 | 60 | 58 | 56 | 65 | 16 | 14 | 332 |
| 2 - North | 42 | 38 | 41 | 42 | 39 | 9 | 7 | 218 |
| 3 - East | 56 | 48 | 46 | 56 | 62 | 19 | 15 | 302 |
| 4 - South | 43 | 37 | 36 | 40 | 53 | 6 | 8 | 223 |
| 5 - Central | 87 | 82 | 72 | 78 | 81 | 45 | 45 | 490 |
| 6 - West | 69 | 64 | 68 | 76 | 77 | 38 | 45 | 437 |
| 7 - Rodrigues | 16 | 17 | 18 | 16 | 25 | 4 | 5 | 101 |
| All Regions | 376 | 346 | 339 | 364 | 402 | 137 | 139 | 2,103 |

Table 4.7.1 - Enrolment in secondary schools by administration, gender, district and grade, 2001

All schools

| District | Grade | | | | | | | All Grades |
|-----------------------|--------|--------|--------|--------|--------|----------|----------|------------|
| | I | II | III | IV | V | Lower VI | Upper VI | |
| Total | | | | | | | | |
| Port Louis | 2,467 | 2,341 | 2,117 | 1,860 | 2,072 | 783 | 807 | 12,447 |
| Pamplemousses | 1,488 | 1,337 | 1,215 | 1,265 | 1,420 | 493 | 544 | 7,762 |
| Riviere du Rempart | 1,294 | 1,111 | 1,231 | 1,429 | 1,226 | 498 | 507 | 7,296 |
| Flacq | 1,835 | 1,500 | 1,450 | 1,925 | 1,797 | 652 | 749 | 9,908 |
| Grand Port | 1,102 | 972 | 1,003 | 1,160 | 1,397 | 309 | 332 | 6,275 |
| Savanne | 776 | 651 | 643 | 616 | 779 | 152 | 220 | 3,837 |
| Plaines Wilhems | 6,873 | 6,490 | 6,508 | 7,071 | 6,741 | 3,690 | 3,981 | 41,354 |
| Moka | 807 | 814 | 794 | 827 | 714 | 266 | 288 | 4,510 |
| Black River | 101 | 120 | 118 | 151 | 158 | 113 | 185 | 946 |
| Island of Mauritius | 16,743 | 15,336 | 15,079 | 16,304 | 16,304 | 6,956 | 7,613 | 94,335 |
| Island of Rodrigues | 557 | 620 | 622 | 499 | 713 | 147 | 154 | 3,312 |
| Republic of Mauritius | 17,300 | 15,956 | 15,701 | 16,803 | 17,017 | 7,103 | 7,767 | 97,647 |
| Male | | | | | | | | |
| Port Louis | 1,075 | 990 | 939 | 762 | 1,014 | 380 | 462 | 5,622 |
| Pamplemousses | 762 | 695 | 554 | 558 | 558 | 113 | 111 | 3,351 |
| Riviere du Rempart | 601 | 540 | 659 | 843 | 695 | 224 | 191 | 3,753 |
| Flacq | 823 | 686 | 721 | 761 | 851 | 300 | 381 | 4,523 |
| Grand Port | 462 | 393 | 404 | 471 | 698 | 135 | 190 | 2,753 |
| Savanne | 364 | 296 | 306 | 335 | 373 | 84 | 89 | 1,847 |
| Plaines Wilhems | 3,603 | 3,476 | 3,351 | 3,856 | 3,465 | 1,857 | 1,913 | 21,521 |
| Moka | 399 | 436 | 402 | 401 | 361 | 170 | 181 | 2,350 |
| Black River | - | - | - | - | - | 12 | 57 | 69 |
| Island of Mauritius | 8,089 | 7,512 | 7,336 | 7,987 | 8,015 | 3,275 | 3,575 | 45,789 |
| Island of Rodrigues | 276 | 298 | 312 | 220 | 335 | 79 | 83 | 1,603 |
| Republic of Mauritius | 8,365 | 7,810 | 7,648 | 8,207 | 8,350 | 3,354 | 3,658 | 47,392 |
| Female | | | | | | | | |
| Port Louis | 1,392 | 1,351 | 1,178 | 1,098 | 1,058 | 403 | 345 | 6,825 |
| Pamplemousses | 726 | 642 | 661 | 707 | 862 | 380 | 433 | 4,411 |
| Riviere du Rempart | 693 | 571 | 572 | 586 | 531 | 274 | 316 | 3,543 |
| Flacq | 1,012 | 814 | 729 | 1,164 | 946 | 352 | 368 | 5,385 |
| Grand Port | 640 | 579 | 599 | 689 | 699 | 174 | 142 | 3,522 |
| Savanne | 412 | 355 | 337 | 281 | 406 | 68 | 131 | 1,990 |
| Plaines Wilhems | 3,270 | 3,014 | 3,157 | 3,215 | 3,276 | 1,833 | 2,068 | 19,833 |
| Moka | 408 | 378 | 392 | 426 | 353 | 96 | 107 | 2,160 |
| Black River | 101 | 120 | 118 | 151 | 158 | 101 | 128 | 877 |
| Island of Mauritius | 8,654 | 7,824 | 7,743 | 8,317 | 8,289 | 3,681 | 4,038 | 48,546 |
| Island of Rodrigues | 281 | 322 | 310 | 279 | 378 | 68 | 71 | 1,709 |
| Republic of Mauritius | 8,935 | 8,146 | 8,053 | 8,596 | 8,667 | 3,749 | 4,109 | 50,255 |

Table 4.7.1 - Enrolment in secondary schools by administration, gender, district and grade, 2001 (cont'd)

State schools

| District | Grade | | | | | | | All Grades |
|-----------------------|-------|-------|-------|-------|-------|----------|----------|---------------|
| | I | II | III | IV | V | Lower VI | Upper VI | |
| Total | | | | | | | | |
| Port Louis | 470 | 475 | 338 | 392 | 302 | 256 | 302 | 2,535 |
| Pamplemousses | 599 | 576 | 448 | 429 | 533 | 389 | 472 | 3,446 |
| Riviere du Rempart | 324 | 314 | 414 | 640 | 458 | 313 | 292 | 2,755 |
| Flacq | 579 | 546 | 378 | 790 | 392 | 274 | 285 | 3,244 |
| Grand Port | 306 | 283 | 359 | 500 | 367 | 209 | 215 | 2,239 |
| Savanne | 228 | 245 | 177 | 244 | 209 | 96 | 117 | 1,316 |
| Plaines Wilhems | 865 | 900 | 1,144 | 1,755 | 1,260 | 972 | 1,131 | 8,027 |
| Moka | 233 | 276 | 263 | 265 | 259 | 192 | 223 | 1,711 |
| Black River | 101 | 120 | 118 | 151 | 158 | 113 | 185 | 946 |
| Island of Mauritius | 3,705 | 3,735 | 3,639 | 5,166 | 3,938 | 2,814 | 3,222 | 26,219 |
| Island of Rodrigues | - | - | - | - | - | - | - | - |
| Republic of Mauritius | 3,705 | 3,735 | 3,639 | 5,166 | 3,938 | 2,814 | 3,222 | 26,219 |
| Male | | | | | | | | |
| Port Louis | 155 | 161 | 168 | 182 | 198 | 158 | 214 | 1,236 |
| Pamplemousses | 356 | 333 | 167 | 149 | 185 | 72 | 78 | 1,340 |
| Riviere du Rempart | 203 | 197 | 286 | 511 | 334 | 172 | 155 | 1,858 |
| Flacq | 221 | 219 | 120 | 183 | 174 | 131 | 165 | 1,213 |
| Grand Port | 181 | 172 | 181 | 199 | 212 | 135 | 190 | 1,270 |
| Savanne | 136 | 133 | 105 | 167 | 124 | 64 | 69 | 798 |
| Plaines Wilhems | 386 | 424 | 651 | 1,232 | 713 | 514 | 478 | 4,398 |
| Moka | 180 | 222 | 206 | 202 | 203 | 126 | 143 | 1,282 |
| Black River | - | - | - | - | - | 12 | 57 | 69 |
| Island of Mauritius | 1,818 | 1,861 | 1,884 | 2,825 | 2,143 | 1,384 | 1,549 | 13,464 |
| Island of Rodrigues | - | - | - | - | - | - | - | - |
| Republic of Mauritius | 1,818 | 1,861 | 1,884 | 2,825 | 2,143 | 1,384 | 1,549 | 13,464 |
| Female | | | | | | | | |
| Port Louis | 315 | 314 | 170 | 210 | 104 | 98 | 88 | 1,299 |
| Pamplemousses | 243 | 243 | 281 | 280 | 348 | 317 | 394 | 2,106 |
| Riviere du Rempart | 121 | 117 | 128 | 129 | 124 | 141 | 137 | 897 |
| Flacq | 358 | 327 | 258 | 607 | 218 | 143 | 120 | 2,031 |
| Grand Port | 125 | 111 | 178 | 301 | 155 | 74 | 25 | 969 |
| Savanne | 92 | 112 | 72 | 77 | 85 | 32 | 48 | 518 |
| Plaines Wilhems | 479 | 476 | 493 | 523 | 547 | 458 | 653 | 3,629 |
| Moka | 53 | 54 | 57 | 63 | 56 | 66 | 80 | 429 |
| Black River | 101 | 120 | 118 | 151 | 158 | 101 | 128 | 877 |
| Island of Mauritius | 1,887 | 1,874 | 1,755 | 2,341 | 1,795 | 1,430 | 1,673 | 12,755 |
| Island of Rodrigues | - | - | - | - | - | - | - | - |
| Republic of Mauritius | 1,887 | 1,874 | 1,755 | 2,341 | 1,795 | 1,430 | 1,673 | 12,755 |

Table 4.7.1- Enrolment in secondary schools by administration, gender, district and grade, 2001(cont'd)

Private schools

| District | Grade | | | | | | | All Grades |
|-----------------------|--------|--------|--------|--------|--------|----------|----------|------------|
| | I | II | III | IV | V | Lower VI | Upper VI | |
| Total | | | | | | | | |
| Port Louis | 1,997 | 1,866 | 1,779 | 1,468 | 1,770 | 527 | 505 | 9,912 |
| Pamplemousses | 889 | 761 | 767 | 836 | 887 | 104 | 72 | 4,316 |
| Riviere du Rempart | 970 | 797 | 817 | 789 | 768 | 185 | 215 | 4,541 |
| Flacq | 1,256 | 954 | 1,072 | 1,135 | 1,405 | 378 | 464 | 6,664 |
| Grand Port | 796 | 689 | 644 | 660 | 1,030 | 100 | 117 | 4,036 |
| Savanne | 548 | 406 | 466 | 372 | 570 | 56 | 103 | 2,521 |
| Plaines Wilhems | 6,008 | 5,590 | 5,364 | 5,316 | 5,481 | 2,718 | 2,850 | 33,327 |
| Moka | 574 | 538 | 531 | 562 | 455 | 74 | 65 | 2,799 |
| Black River | - | - | - | - | - | - | - | - |
| Island of Mauritius | 13,038 | 11,601 | 11,440 | 11,138 | 12,366 | 4,142 | 4,391 | 68,116 |
| Island of Rodrigues | 557 | 620 | 622 | 499 | 713 | 147 | 154 | 3,312 |
| Republic of Mauritius | 13,595 | 12,221 | 12,062 | 11,637 | 13,079 | 4,289 | 4,545 | 71,428 |
| Male | | | | | | | | |
| Port Louis | 920 | 829 | 771 | 580 | 816 | 222 | 248 | 4,386 |
| Pamplemousses | 406 | 362 | 387 | 409 | 373 | 41 | 33 | 2,011 |
| Riviere du Rempart | 398 | 343 | 373 | 332 | 361 | 52 | 36 | 1,895 |
| Flacq | 602 | 467 | 601 | 578 | 677 | 169 | 216 | 3,310 |
| Grand Port | 281 | 221 | 223 | 272 | 486 | - | - | 1,483 |
| Savanne | 228 | 163 | 201 | 168 | 249 | 20 | 20 | 1,049 |
| Plaines Wilhems | 3,217 | 3,052 | 2,700 | 2,624 | 2,752 | 1,343 | 1,435 | 17,123 |
| Moka | 219 | 214 | 196 | 199 | 158 | 44 | 38 | 1,068 |
| Black River | - | - | - | - | - | - | - | - |
| Island of Mauritius | 6,271 | 5,651 | 5,452 | 5,162 | 5,872 | 1,891 | 2,026 | 32,325 |
| Island of Rodrigues | 276 | 298 | 312 | 220 | 335 | 79 | 83 | 1,603 |
| Republic of Mauritius | 6,547 | 5,949 | 5,764 | 5,382 | 6,207 | 1,970 | 2,109 | 33,928 |
| Female | | | | | | | | |
| Port Louis | 1,077 | 1,037 | 1,008 | 888 | 954 | 305 | 257 | 5,526 |
| Pamplemousses | 483 | 399 | 380 | 427 | 514 | 63 | 39 | 2,305 |
| Riviere du Rempart | 572 | 454 | 444 | 457 | 407 | 133 | 179 | 2,646 |
| Flacq | 654 | 487 | 471 | 557 | 728 | 209 | 248 | 3,354 |
| Grand Port | 515 | 468 | 421 | 388 | 544 | 100 | 117 | 2,553 |
| Savanne | 320 | 243 | 265 | 204 | 321 | 36 | 83 | 1,472 |
| Plaines Wilhems | 2,791 | 2,538 | 2,664 | 2,692 | 2,729 | 1,375 | 1,415 | 16,204 |
| Moka | 355 | 324 | 335 | 363 | 297 | 30 | 27 | 1,731 |
| Black River | - | - | - | - | - | - | - | - |
| Island of Mauritius | 6,767 | 5,950 | 5,988 | 5,976 | 6,494 | 2,251 | 2,365 | 35,791 |
| Island of Rodrigues | 281 | 322 | 310 | 279 | 378 | 68 | 71 | 1,709 |
| Republic of Mauritius | 7,048 | 6,272 | 6,298 | 6,255 | 6,872 | 2,319 | 2,436 | 37,500 |

Table 4.7.2 - Enrolment in secondary schools by administration, gender, region and grade, 2001

All schools

| Region | Grade | | | | | | | All Grades |
|--------------------|---------------|---------------|---------------|---------------|---------------|--------------|--------------|---------------|
| | I | II | III | IV | V | Lower VI | Upper VI | |
| Total | | | | | | | | |
| 1 - Port Louis | 3,060 | 2,867 | 2,416 | 2,226 | 2,560 | 874 | 885 | 14,888 |
| 2 - North | 2,189 | 1,922 | 2,147 | 2,328 | 2,158 | 900 | 973 | 12,617 |
| 3 - East | 2,642 | 2,314 | 2,244 | 2,752 | 2,511 | 918 | 1,037 | 14,418 |
| 4 - South | 1,878 | 1,623 | 1,646 | 1,776 | 2,176 | 461 | 552 | 10,112 |
| 5 - Central | 3,538 | 3,450 | 3,261 | 3,709 | 3,355 | 1,922 | 1,983 | 21,218 |
| 6 - West | 3,436 | 3,160 | 3,365 | 3,513 | 3,544 | 1,881 | 2,183 | 21,082 |
| 7 - Rodrigues | 557 | 620 | 622 | 499 | 713 | 147 | 154 | 3,312 |
| All Regions | 17,300 | 15,956 | 15,701 | 16,803 | 17,017 | 7,103 | 7,767 | 97,647 |
| Male | | | | | | | | |
| 1 - Port Louis | 1,536 | 1,421 | 1,169 | 1,017 | 1,346 | 459 | 540 | 7,488 |
| 2 - North | 902 | 804 | 983 | 1,146 | 921 | 258 | 224 | 5,238 |
| 3 - East | 1,222 | 1,122 | 1,123 | 1,162 | 1,212 | 470 | 562 | 6,873 |
| 4 - South | 826 | 689 | 710 | 806 | 1,071 | 219 | 279 | 4,600 |
| 5 - Central | 1,785 | 1,701 | 1,535 | 1,953 | 1,596 | 879 | 816 | 10,265 |
| 6 - West | 1,818 | 1,775 | 1,816 | 1,903 | 1,869 | 990 | 1,154 | 11,325 |
| 7 - Rodrigues | 276 | 298 | 312 | 220 | 335 | 79 | 83 | 1,603 |
| All Regions | 8,365 | 7,810 | 7,648 | 8,207 | 8,350 | 3,354 | 3,658 | 47,392 |
| Female | | | | | | | | |
| 1 - Port Louis | 1,524 | 1,446 | 1,247 | 1,209 | 1,214 | 415 | 345 | 7,400 |
| 2 - North | 1,287 | 1,118 | 1,164 | 1,182 | 1,237 | 642 | 749 | 7,379 |
| 3 - East | 1,420 | 1,192 | 1,121 | 1,590 | 1,299 | 448 | 475 | 7,545 |
| 4 - South | 1,052 | 934 | 936 | 970 | 1,105 | 242 | 273 | 5,512 |
| 5 - Central | 1,753 | 1,749 | 1,726 | 1,756 | 1,759 | 1,043 | 1,167 | 10,953 |
| 6 - West | 1,618 | 1,385 | 1,549 | 1,610 | 1,675 | 891 | 1,029 | 9,757 |
| 7 - Rodrigues | 281 | 322 | 310 | 279 | 378 | 68 | 71 | 1,709 |
| All Regions | 8,935 | 8,146 | 8,053 | 8,596 | 8,667 | 3,749 | 4,109 | 50,255 |

Table 4.7.2 - Enrolment in secondary schools by administration, gender, region and grade, 2001 (cont'd)

State schools

| Region | Grade | | | | | | | All Grades |
|----------------|-------|-------|-------|-------|-------|----------|----------|------------|
| | I | II | III | IV | V | Lower VI | Upper VI | |
| Total | | | | | | | | |
| 1 - Port Louis | 826 | 808 | 505 | 541 | 487 | 328 | 380 | 3,875 |
| 2 - North | 567 | 557 | 695 | 920 | 806 | 630 | 686 | 4,861 |
| 3 - East | 812 | 822 | 641 | 1,055 | 651 | 466 | 508 | 4,955 |
| 4 - South | 534 | 528 | 536 | 744 | 576 | 305 | 332 | 3,555 |
| 5 - Central | 320 | 349 | 482 | 926 | 549 | 439 | 495 | 3,560 |
| 6 - West | 646 | 671 | 780 | 980 | 869 | 646 | 821 | 5,413 |
| 7 - Rodrigues | - | - | - | - | - | - | - | - |
| All Regions | 3,705 | 3,735 | 3,639 | 5,166 | 3,938 | 2,814 | 3,222 | 26,219 |
| Male | | | | | | | | |
| 1 - Port Louis | 511 | 494 | 335 | 331 | 383 | 230 | 292 | 2,576 |
| 2 - North | 203 | 197 | 286 | 511 | 334 | 172 | 155 | 1,858 |
| 3 - East | 401 | 441 | 326 | 385 | 377 | 257 | 308 | 2,495 |
| 4 - South | 317 | 305 | 286 | 366 | 336 | 199 | 259 | 2,068 |
| 5 - Central | 105 | 105 | 217 | 667 | 266 | 209 | 151 | 1,720 |
| 6 - West | 281 | 319 | 434 | 565 | 447 | 317 | 384 | 2,747 |
| 7 - Rodrigues | - | - | - | - | - | - | - | - |
| All Regions | 1,818 | 1,861 | 1,884 | 2,825 | 2,143 | 1,384 | 1,549 | 13,464 |
| Female | | | | | | | | |
| 1 - Port Louis | 315 | 314 | 170 | 210 | 104 | 98 | 88 | 1,299 |
| 2 - North | 364 | 360 | 409 | 409 | 472 | 458 | 531 | 3,003 |
| 3 - East | 411 | 381 | 315 | 670 | 274 | 209 | 200 | 2,460 |
| 4 - South | 217 | 223 | 250 | 378 | 240 | 106 | 73 | 1,487 |
| 5 - Central | 215 | 244 | 265 | 259 | 283 | 230 | 344 | 1,840 |
| 6 - West | 365 | 352 | 346 | 415 | 422 | 329 | 437 | 2,666 |
| 7 - Rodrigues | - | - | - | - | - | - | - | - |
| All Regions | 1,887 | 1,874 | 1,755 | 2,341 | 1,795 | 1,430 | 1,673 | 12,755 |

Table 4.7.2 - Enrolment in secondary schools by administration, gender, region and grade, 2001 (cont'd)

Private schools

| Region | Grade | | | | | | | All Grades |
|--------------------|---------------|---------------|---------------|---------------|---------------|--------------|--------------|---------------|
| | I | II | III | IV | V | Lower VI | Upper VI | |
| Total | | | | | | | | |
| 1 - Port Louis | 2,234 | 2,059 | 1,911 | 1,685 | 2,073 | 546 | 505 | 11,013 |
| 2 - North | 1,622 | 1,365 | 1,452 | 1,408 | 1,352 | 270 | 287 | 7,756 |
| 3 - East | 1,830 | 1,492 | 1,603 | 1,697 | 1,860 | 452 | 529 | 9,463 |
| 4 - South | 1,344 | 1,095 | 1,110 | 1,032 | 1,600 | 156 | 220 | 6,557 |
| 5 - Central | 3,218 | 3,101 | 2,779 | 2,783 | 2,806 | 1,483 | 1,488 | 17,658 |
| 6 - West | 2,790 | 2,489 | 2,585 | 2,533 | 2,675 | 1,235 | 1,362 | 15,669 |
| 7 - Rodrigues | 557 | 620 | 622 | 499 | 713 | 147 | 154 | 3,312 |
| All Regions | 13,595 | 12,221 | 12,062 | 11,637 | 13,079 | 4,289 | 4,545 | 71,428 |
| Male | | | | | | | | |
| 1 - Port Louis | 1,025 | 927 | 834 | 686 | 963 | 229 | 248 | 4,912 |
| 2 - North | 699 | 607 | 697 | 635 | 587 | 86 | 69 | 3,380 |
| 3 - East | 821 | 681 | 797 | 777 | 835 | 213 | 254 | 4,378 |
| 4 - South | 509 | 384 | 424 | 440 | 735 | 20 | 20 | 2,532 |
| 5 - Central | 1,680 | 1,596 | 1,318 | 1,286 | 1,330 | 670 | 665 | 8,545 |
| 6 - West | 1,537 | 1,456 | 1,382 | 1,338 | 1,422 | 673 | 770 | 8,578 |
| 7 - Rodrigues | 276 | 298 | 312 | 220 | 335 | 79 | 83 | 1,603 |
| All Regions | 6,547 | 5,949 | 5,764 | 5,382 | 6,207 | 1,970 | 2,109 | 33,928 |
| Female | | | | | | | | |
| 1 - Port Louis | 1,209 | 1,132 | 1,077 | 999 | 1,110 | 317 | 257 | 6,101 |
| 2 - North | 923 | 758 | 755 | 773 | 765 | 184 | 218 | 4,376 |
| 3 - East | 1,009 | 811 | 806 | 920 | 1,025 | 239 | 275 | 5,085 |
| 4 - South | 835 | 711 | 686 | 592 | 865 | 136 | 200 | 4,025 |
| 5 - Central | 1,538 | 1,505 | 1,461 | 1,497 | 1,476 | 813 | 823 | 9,113 |
| 6 - West | 1,253 | 1,033 | 1,203 | 1,195 | 1,253 | 562 | 592 | 7,091 |
| 7 - Rodrigues | 281 | 322 | 310 | 279 | 378 | 68 | 71 | 1,709 |
| All Regions | 7,048 | 6,272 | 6,298 | 6,255 | 6,872 | 2,319 | 2,436 | 37,500 |

Table 4.8.1 - Enrolment in secondary schools by grade and gender, 1999 - 2001

| Grade | 1999 | | | 2000 | | | 2001 | | |
|------------------------------|---------------|---------------|---------------|---------------|---------------|---------------|---------------|---------------|---------------|
| | Total | Male | Female | Total | Male | Female | Total | Male | Female |
| Republic of Mauritius | | | | | | | | | |
| I | 15,522 | 7,450 | 8,072 | 15,752 | 7,542 | 8,210 | 17,300 | 8,365 | 8,935 |
| II | 15,439 | 7,627 | 7,812 | 15,620 | 7,641 | 7,979 | 15,956 | 7,810 | 8,146 |
| III | 15,253 | 7,405 | 7,848 | 15,353 | 7,561 | 7,792 | 15,701 | 7,648 | 8,053 |
| IV | 17,616 | 8,753 | 8,863 | 16,889 | 8,238 | 8,651 | 16,803 | 8,207 | 8,596 |
| V | 17,473 | 8,176 | 9,297 | 17,738 | 8,558 | 9,180 | 17,017 | 8,350 | 8,667 |
| Lower VI | 6,421 | 3,159 | 3,262 | 6,646 | 3,156 | 3,490 | 7,103 | 3,354 | 3,749 |
| Upper VI | 7,463 | 3,683 | 3,780 | 7,450 | 3,703 | 3,747 | 7,767 | 3,658 | 4,109 |
| Total | 95,187 | 46,253 | 48,934 | 95,448 | 46,399 | 49,049 | 97,647 | 47,392 | 50,255 |
| Island of Mauritius | | | | | | | | | |
| I | 14,905 | 7,139 | 7,766 | 15,194 | 7,274 | 7,920 | 16,743 | 8,089 | 8,654 |
| II | 14,927 | 7,379 | 7,548 | 15,026 | 7,344 | 7,682 | 15,336 | 7,512 | 7,824 |
| III | 14,619 | 7,130 | 7,489 | 14,779 | 7,299 | 7,480 | 15,079 | 7,336 | 7,743 |
| IV | 17,011 | 8,471 | 8,540 | 16,307 | 7,994 | 8,313 | 16,304 | 7,987 | 8,317 |
| V | 16,856 | 7,865 | 8,991 | 17,071 | 8,223 | 8,848 | 16,304 | 8,015 | 8,289 |
| Lower VI | 6,291 | 3,090 | 3,201 | 6,526 | 3,100 | 3,426 | 6,956 | 3,275 | 3,681 |
| Upper VI | 7,353 | 3,628 | 3,725 | 7,305 | 3,626 | 3,679 | 7,613 | 3,575 | 4,038 |
| Total | 91,962 | 44,702 | 47,260 | 92,208 | 44,860 | 47,348 | 94,335 | 45,789 | 48,546 |
| Island of Rodrigues | | | | | | | | | |
| I | 617 | 311 | 306 | 558 | 268 | 290 | 557 | 276 | 281 |
| II | 512 | 248 | 264 | 594 | 297 | 297 | 620 | 298 | 322 |
| III | 634 | 275 | 359 | 574 | 262 | 312 | 622 | 312 | 310 |
| IV | 605 | 282 | 323 | 582 | 244 | 338 | 499 | 220 | 279 |
| V | 617 | 311 | 306 | 667 | 335 | 332 | 713 | 335 | 378 |
| Lower VI | 130 | 69 | 61 | 120 | 56 | 64 | 147 | 79 | 68 |
| Upper VI | 110 | 55 | 55 | 145 | 77 | 68 | 154 | 83 | 71 |
| Total | 3,225 | 1,551 | 1,674 | 3,240 | 1,539 | 1,701 | 3,312 | 1,603 | 1,709 |

Table 4.8.2 - Enrolment in secondary schools by grade, administration and gender, 1999 -2001
Republic of Mauritius

| Grade | 1999 | | | 2000 | | | 2001 | | |
|--------------------|---------------|---------------|---------------|---------------|---------------|---------------|---------------|---------------|---------------|
| | Total | Male | Female | Total | Male | Female | Total | Male | Female |
| All Schools | | | | | | | | | |
| I | 15,522 | 7,450 | 8,072 | 15,752 | 7,542 | 8,210 | 17,300 | 8,365 | 8,935 |
| II | 15,439 | 7,627 | 7,812 | 15,620 | 7,641 | 7,979 | 15,956 | 7,810 | 8,146 |
| III | 15,253 | 7,405 | 7,848 | 15,353 | 7,561 | 7,792 | 15,701 | 7,648 | 8,053 |
| IV | 17,616 | 8,753 | 8,863 | 16,889 | 8,238 | 8,651 | 16,803 | 8,207 | 8,596 |
| V | 17,473 | 8,176 | 9,297 | 17,738 | 8,558 | 9,180 | 17,017 | 8,350 | 8,667 |
| Lower VI | 6,421 | 3,159 | 3,262 | 6,646 | 3,156 | 3,490 | 7,103 | 3,354 | 3,749 |
| Upper VI | 7,463 | 3,683 | 3,780 | 7,450 | 3,703 | 3,747 | 7,767 | 3,658 | 4,109 |
| Total | 95,187 | 46,253 | 48,934 | 95,448 | 46,399 | 49,049 | 97,647 | 47,392 | 50,255 |
| State | | | | | | | | | |
| I | 3,379 | 1,686 | 1,693 | 3,726 | 1,840 | 1,886 | 3,705 | 1,818 | 1,887 |
| II | 5,455 | 3,075 | 2,380 | 3,471 | 1,785 | 1,686 | 3,735 | 1,861 | 1,874 |
| III | 3,367 | 1,821 | 1,546 | 5,337 | 2,964 | 2,373 | 3,639 | 1,884 | 1,755 |
| IV | 3,372 | 1,808 | 1,564 | 3,451 | 1,847 | 1,604 | 5,166 | 2,825 | 2,341 |
| V | 3,288 | 1,717 | 1,571 | 3,810 | 2,038 | 1,772 | 3,938 | 2,143 | 1,795 |
| Lower VI | 2,272 | 1,168 | 1,104 | 2,363 | 1,145 | 1,218 | 2,814 | 1,384 | 1,430 |
| Upper VI | 3,052 | 1,626 | 1,426 | 3,059 | 1,595 | 1,464 | 3,222 | 1,549 | 1,673 |
| Total | 24,185 | 12,901 | 11,284 | 25,217 | 13,214 | 12,003 | 26,219 | 13,464 | 12,755 |
| Private | | | | | | | | | |
| I | 12,143 | 5,764 | 6,379 | 12,026 | 5,702 | 6,324 | 13,595 | 6,547 | 7,048 |
| II | 9,984 | 4,552 | 5,432 | 12,149 | 5,856 | 6,293 | 12,221 | 5,949 | 6,272 |
| III | 11,886 | 5,584 | 6,302 | 10,016 | 4,597 | 5,419 | 12,062 | 5,764 | 6,298 |
| IV | 14,244 | 6,945 | 7,299 | 13,438 | 6,391 | 7,047 | 11,637 | 5,382 | 6,255 |
| V | 14,185 | 6,459 | 7,726 | 13,928 | 6,520 | 7,408 | 13,079 | 6,207 | 6,872 |
| Lower VI | 4,149 | 1,991 | 2,158 | 4,283 | 2,011 | 2,272 | 4,289 | 1,970 | 2,319 |
| Upper VI | 4,411 | 2,057 | 2,354 | 4,391 | 2,108 | 2,283 | 4,545 | 2,109 | 2,436 |
| Total | 71,002 | 33,352 | 37,650 | 70,231 | 33,185 | 37,046 | 71,428 | 33,928 | 37,500 |

Table 4.9 - Enrolment in secondary schools by gender, age and grade, 2001

Republic of Mauritius

| Age (in years) | Grade | | | | | | | All Grades |
|-------------------|---------------|---------------|---------------|---------------|---------------|--------------|--------------|---------------|
| | I | II | III | IV | V | Lower VI | Upper VI | |
| Total | | | | | | | | |
| 11 | 8,892 | 128 | - | - | - | - | - | 9,020 |
| 12 | 6,699 | 7,958 | 18 | - | - | - | - | 14,675 |
| 13 | 1,456 | 6,315 | 7,606 | 11 | - | - | - | 15,388 |
| 14 | 253 | 1,305 | 6,081 | 6,764 | 9 | - | - | 14,412 |
| 15 | - | 203 | 1,537 | 5,980 | 4,428 | 14 | - | 12,162 |
| 16 | - | 47 | 381 | 2,875 | 5,953 | 2,299 | 47 | 11,602 |
| 17 | - | - | 78 | 956 | 4,386 | 2,869 | 1,893 | 10,182 |
| 18 | - | - | - | 194 | 1,801 | 1,584 | 3,010 | 6,589 |
| 19 | - | - | - | 23 | 397 | 329 | 2,236 | 2,985 |
| 20 | - | - | - | - | 43 | 8 | 581 | 632 |
| Total | 17,300 | 15,956 | 15,701 | 16,803 | 17,017 | 7,103 | 7,767 | 97,647 |
| Male | | | | | | | | |
| 11 | 3,978 | 125 | - | - | - | - | - | 4,103 |
| 12 | 3,346 | 3,580 | 9 | - | - | - | - | 6,935 |
| 13 | 925 | 3,190 | 3,607 | 10 | - | - | - | 7,732 |
| 14 | 116 | 784 | 2,988 | 3,428 | 4 | - | - | 7,320 |
| 15 | - | 112 | 767 | 2,753 | 1,989 | 6 | - | 5,627 |
| 16 | - | 19 | 234 | 1,418 | 2,847 | 1,091 | 46 | 5,655 |
| 17 | - | - | 43 | 489 | 2,282 | 1,279 | 788 | 4,881 |
| 18 | - | - | - | 98 | 946 | 829 | 1,418 | 3,291 |
| 19 | - | - | - | 11 | 251 | 146 | 1,106 | 1,514 |
| 20 | - | - | - | - | 31 | 3 | 300 | 334 |
| Total | 8,365 | 7,810 | 7,648 | 8,207 | 8,350 | 3,354 | 3,658 | 47,392 |
| Female | | | | | | | | |
| 11 | 4,914 | 3 | - | - | - | - | - | 4,917 |
| 12 | 3,353 | 4,378 | 9 | - | - | - | - | 7,740 |
| 13 | 531 | 3,125 | 3,999 | 1 | - | - | - | 7,656 |
| 14 | 137 | 521 | 3,093 | 3,336 | 5 | - | - | 7,092 |
| 15 | - | 91 | 770 | 3,227 | 2,439 | 8 | - | 6,535 |
| 16 | - | 28 | 147 | 1,457 | 3,106 | 1,208 | 1 | 5,947 |
| 17 | - | - | 35 | 467 | 2,104 | 1,590 | 1,105 | 5,301 |
| 18 | - | - | - | 96 | 855 | 755 | 1,592 | 3,298 |
| 19 | - | - | - | 12 | 146 | 183 | 1,130 | 1,471 |
| 20 | - | - | - | - | 12 | 5 | 281 | 298 |
| Total | 8,935 | 8,146 | 8,053 | 8,596 | 8,667 | 3,749 | 4,109 | 50,255 |

Table 4.10 - Enrolment in secondary schools by gender, age and grade, 2001

Island of Mauritius

| Age (in years) | Grade | | | | | | | All Grades |
|-------------------|---------------|---------------|---------------|---------------|---------------|--------------|--------------|---------------|
| | I | II | III | IV | V | Lower VI | Upper VI | |
| Total | | | | | | | | |
| 11 | 8,577 | 128 | - | - | - | - | - | 8,705 |
| 12 | 6,486 | 7,650 | 17 | - | - | - | - | 14,153 |
| 13 | 1,433 | 6,093 | 7,382 | 11 | - | - | - | 14,919 |
| 14 | 247 | 1,233 | 5,828 | 6,605 | 9 | - | - | 13,922 |
| 15 | - | 186 | 1,434 | 5,836 | 4,291 | 14 | - | 11,761 |
| 16 | - | 46 | 354 | 2,742 | 5,729 | 2,260 | 47 | 11,178 |
| 17 | - | - | 64 | 903 | 4,186 | 2,820 | 1,861 | 9,834 |
| 18 | - | - | - | 184 | 1,695 | 1,532 | 2,946 | 6,357 |
| 19 | - | - | - | 23 | 358 | 322 | 2,190 | 2,893 |
| 20 | - | - | - | - | 36 | 8 | 569 | 613 |
| Total | 16,743 | 15,336 | 15,079 | 16,304 | 16,304 | 6,956 | 7,613 | 94,335 |
| Male | | | | | | | | |
| 11 | 3,829 | 125 | - | - | - | - | - | 3,954 |
| 12 | 3,239 | 3,443 | 9 | - | - | - | - | 6,691 |
| 13 | 910 | 3,087 | 3,519 | 10 | - | - | - | 7,526 |
| 14 | 111 | 738 | 2,853 | 3,377 | 4 | - | - | 7,083 |
| 15 | - | 100 | 704 | 2,687 | 1,922 | 6 | - | 5,419 |
| 16 | - | 19 | 216 | 1,344 | 2,753 | 1,074 | 46 | 5,452 |
| 17 | - | - | 35 | 466 | 2,193 | 1,254 | 772 | 4,720 |
| 18 | - | - | - | 92 | 888 | 794 | 1,382 | 3,156 |
| 19 | - | - | - | 11 | 230 | 144 | 1,082 | 1,467 |
| 20 | - | - | - | - | 25 | 3 | 293 | 321 |
| Total | 8,089 | 7,512 | 7,336 | 7,987 | 8,015 | 3,275 | 3,575 | 45,789 |
| Female | | | | | | | | |
| 11 | 4,748 | 3 | - | - | - | - | - | 4,751 |
| 12 | 3,247 | 4,207 | 8 | - | - | - | - | 7,462 |
| 13 | 523 | 3,006 | 3,863 | 1 | - | - | - | 7,393 |
| 14 | 136 | 495 | 2,975 | 3,228 | 5 | - | - | 6,839 |
| 15 | - | 86 | 730 | 3,149 | 2,369 | 8 | - | 6,342 |
| 16 | - | 27 | 138 | 1,398 | 2,976 | 1,186 | 1 | 5,726 |
| 17 | - | - | 29 | 437 | 1,993 | 1,566 | 1,089 | 5,114 |
| 18 | - | - | - | 92 | 807 | 738 | 1,564 | 3,201 |
| 19 | - | - | - | 12 | 128 | 178 | 1,108 | 1,426 |
| 20 | - | - | - | - | 11 | 5 | 276 | 292 |
| Total | 8,654 | 7,824 | 7,743 | 8,317 | 8,289 | 3,681 | 4,038 | 48,546 |

Table 4.11 - Enrolment in secondary schools by gender, age and grade, 2001

Island of Rodrigues

| Age (in years) | Grade | | | | | | | All Grades |
|-------------------|------------|------------|------------|------------|------------|------------|------------|---------------|
| | I | II | III | IV | V | Lower VI | Upper VI | |
| Total | | | | | | | | |
| 11 | 315 | - | - | - | - | - | - | 315 |
| 12 | 213 | 308 | 1 | - | - | - | - | 522 |
| 13 | 23 | 222 | 224 | - | - | - | - | 469 |
| 14 | 6 | 72 | 253 | 159 | - | - | - | 490 |
| 15 | - | 17 | 103 | 144 | 137 | - | - | 401 |
| 16 | - | 1 | 27 | 133 | 224 | 39 | - | 424 |
| 17 | - | - | 14 | 53 | 200 | 49 | 32 | 348 |
| 18 | - | - | - | 10 | 106 | 52 | 64 | 232 |
| 19 | - | - | - | - | 39 | 7 | 46 | 92 |
| 20 | - | - | - | - | 7 | - | 12 | 19 |
| Total | 557 | 620 | 622 | 499 | 713 | 147 | 154 | 3,312 |
| Male | | | | | | | | |
| 11 | 149 | - | - | - | - | - | - | 149 |
| 12 | 107 | 137 | - | - | - | - | - | 244 |
| 13 | 15 | 103 | 88 | - | - | - | - | 206 |
| 14 | 5 | 46 | 135 | 51 | - | - | - | 237 |
| 15 | - | 12 | 63 | 66 | 67 | - | - | 208 |
| 16 | - | - | 18 | 74 | 94 | 17 | - | 203 |
| 17 | - | - | 8 | 23 | 89 | 25 | 16 | 161 |
| 18 | - | - | - | 6 | 58 | 35 | 36 | 135 |
| 19 | - | - | - | - | 21 | 2 | 24 | 47 |
| 20 | - | - | - | - | 6 | - | 7 | 13 |
| Total | 276 | 298 | 312 | 220 | 335 | 79 | 83 | 1,603 |
| Female | | | | | | | | |
| 11 | 166 | - | - | - | - | - | - | 166 |
| 12 | 106 | 171 | 1 | - | - | - | - | 278 |
| 13 | 8 | 119 | 136 | - | - | - | - | 263 |
| 14 | 1 | 26 | 118 | 108 | - | - | - | 253 |
| 15 | - | 5 | 40 | 78 | 70 | - | - | 193 |
| 16 | - | 1 | 9 | 59 | 130 | 22 | - | 221 |
| 17 | - | - | 6 | 30 | 111 | 24 | 16 | 187 |
| 18 | - | - | - | 4 | 48 | 17 | 28 | 97 |
| 19 | - | - | - | - | 18 | 5 | 22 | 45 |
| 20 | - | - | - | - | 1 | - | 5 | 6 |
| Total | 281 | 322 | 310 | 279 | 378 | 68 | 71 | 1,709 |

Table 4.12.1-Number of repeaters in secondary schools by administration, gender, district and grade,2001
All schools

| District | Grade | | | | | | | All Grades |
|-----------------------|-------|-----|-------|-------|-------|----------|----------|------------|
| | I | II | III | IV | V | Lower VI | Upper VI | |
| Total | | | | | | | | |
| Port Louis | 96 | 182 | 233 | 365 | 650 | 30 | 181 | 1,737 |
| Pamplemousses | 40 | 6 | 34 | 308 | 427 | 25 | 121 | 961 |
| Riviere du Rempart | 46 | 67 | 97 | 299 | 356 | 1 | 136 | 1,002 |
| Flacq | 49 | 27 | 104 | 347 | 480 | 47 | 152 | 1,206 |
| Grand Port | 23 | 21 | 54 | 202 | 472 | 14 | 102 | 888 |
| Savanne | 3 | 6 | 14 | 161 | 199 | 2 | 33 | 418 |
| Plaines Wilhems | 159 | 342 | 545 | 1,184 | 1,889 | 220 | 723 | 5,062 |
| Moka | 8 | 11 | 15 | 138 | 165 | 5 | 67 | 409 |
| Black River | - | - | 6 | 26 | 40 | 2 | 30 | 104 |
| Island of Mauritius | 424 | 662 | 1,102 | 3,030 | 4,678 | 346 | 1,545 | 11,787 |
| Island of Rodrigues | 23 | 96 | 121 | 123 | 274 | 10 | 47 | 694 |
| Republic of Mauritius | 447 | 758 | 1,223 | 3,153 | 4,952 | 356 | 1,592 | 12,481 |
| Male | | | | | | | | |
| Port Louis | 78 | 97 | 111 | 181 | 336 | 17 | 126 | 946 |
| Pamplemousses | 21 | 3 | 32 | 159 | 206 | 18 | 37 | 476 |
| Riviere du Rempart | - | 30 | 56 | 142 | 179 | - | 62 | 469 |
| Flacq | 10 | 21 | 63 | 215 | 261 | 30 | 73 | 673 |
| Grand Port | 7 | - | 1 | 113 | 248 | 5 | 74 | 448 |
| Savanne | 2 | 3 | 6 | 87 | 97 | 1 | 12 | 208 |
| Plaines Wilhems | 62 | 239 | 348 | 639 | 1,014 | 129 | 355 | 2,786 |
| Moka | 4 | 7 | 12 | 69 | 93 | 4 | 48 | 237 |
| Black River | - | - | - | - | - | - | - | - |
| Island of Mauritius | 184 | 400 | 629 | 1,605 | 2,434 | 204 | 787 | 6,243 |
| Island of Rodrigues | 20 | 56 | 66 | 54 | 140 | 4 | 31 | 371 |
| Republic of Mauritius | 204 | 456 | 695 | 1,659 | 2,574 | 208 | 818 | 6,614 |
| Female | | | | | | | | |
| Port Louis | 18 | 85 | 122 | 184 | 314 | 13 | 55 | 791 |
| Pamplemousses | 19 | 3 | 2 | 149 | 221 | 7 | 84 | 485 |
| Riviere du Rempart | 46 | 37 | 41 | 157 | 177 | 1 | 74 | 533 |
| Flacq | 39 | 6 | 41 | 132 | 219 | 17 | 79 | 533 |
| Grand Port | 16 | 21 | 53 | 89 | 224 | 9 | 28 | 440 |
| Savanne | 1 | 3 | 8 | 74 | 102 | 1 | 21 | 210 |
| Plaines Wilhems | 97 | 103 | 197 | 545 | 875 | 91 | 368 | 2,276 |
| Moka | 4 | 4 | 3 | 69 | 72 | 1 | 19 | 172 |
| Black River | - | - | 6 | 26 | 40 | 2 | 30 | 104 |
| Island of Mauritius | 240 | 262 | 473 | 1,425 | 2,244 | 142 | 758 | 5,544 |
| Island of Rodrigues | 3 | 40 | 55 | 69 | 134 | 6 | 16 | 323 |
| Republic of Mauritius | 243 | 302 | 528 | 1,494 | 2,378 | 148 | 774 | 5,867 |

Table 4.12.1 - Number of repeaters in secondary schools by administration, gender, district and grade, 2001 (cont'd)

State schools

| District | Grade | | | | | | | All Grades |
|-----------------------|-------|----|-----|-----|-----|----------|----------|------------|
| | I | II | III | IV | V | Lower VI | Upper VI | |
| Total | | | | | | | | |
| Port Louis | - | 2 | 2 | 9 | 38 | 8 | 72 | 131 |
| Pamplemousses | - | - | 19 | 55 | 91 | 20 | 104 | 289 |
| Riviere du Rempart | - | - | 30 | 7 | 92 | - | 90 | 219 |
| Flacq | - | - | 14 | 24 | 89 | 23 | 83 | 233 |
| Grand Port | - | - | 36 | 19 | 99 | 6 | 84 | 244 |
| Savanne | - | - | - | 10 | 58 | - | 29 | 97 |
| Plaines Wilhems | - | - | 126 | 42 | 167 | 31 | 243 | 609 |
| Moka | 1 | 4 | 8 | 11 | 48 | 5 | 67 | 144 |
| Black River | - | - | 6 | 26 | 40 | 2 | 30 | 104 |
| Island of Mauritius | 1 | 6 | 241 | 203 | 722 | 95 | 802 | 2,070 |
| Island of Rodrigues | - | - | - | - | - | - | - | - |
| Republic of Mauritius | 1 | 6 | 241 | 203 | 722 | 95 | 802 | 2,070 |
| Male | | | | | | | | |
| Port Louis | - | 1 | 2 | 4 | 26 | 8 | 56 | 97 |
| Pamplemousses | - | - | 19 | 16 | 61 | 16 | 24 | 136 |
| Riviere du Rempart | - | - | 30 | 7 | 82 | - | 54 | 173 |
| Flacq | - | - | 3 | 16 | 56 | 21 | 41 | 137 |
| Grand Port | - | - | - | 19 | 61 | 5 | 74 | 159 |
| Savanne | - | - | - | 10 | 35 | - | 10 | 55 |
| Plaines Wilhems | - | - | 126 | 42 | 113 | 27 | 116 | 424 |
| Moka | 1 | 4 | 8 | 11 | 47 | 4 | 48 | 123 |
| Black River | - | - | - | - | - | - | - | - |
| Island of Mauritius | 1 | 5 | 188 | 125 | 481 | 81 | 423 | 1,304 |
| Island of Rodrigues | - | - | - | - | - | - | - | - |
| Republic of Mauritius | 1 | 5 | 188 | 125 | 481 | 81 | 423 | 1,304 |
| Female | | | | | | | | |
| Port Louis | - | 1 | - | 5 | 12 | - | 16 | 34 |
| Pamplemousses | - | - | - | 39 | 30 | 4 | 80 | 153 |
| Riviere du Rempart | - | - | - | - | 10 | - | 36 | 46 |
| Flacq | - | - | 11 | 8 | 33 | 2 | 42 | 96 |
| Grand Port | - | - | 36 | - | 38 | 1 | 10 | 85 |
| Savanne | - | - | - | - | 23 | - | 19 | 42 |
| Plaines Wilhems | - | - | - | - | 54 | 4 | 127 | 185 |
| Moka | - | - | - | - | 1 | 1 | 19 | 21 |
| Black River | - | - | 6 | 26 | 40 | 2 | 30 | 104 |
| Island of Mauritius | - | 1 | 53 | 78 | 241 | 14 | 379 | 766 |
| Island of Rodrigues | - | - | - | - | - | - | - | - |
| Republic of Mauritius | - | 1 | 53 | 78 | 241 | 14 | 379 | 766 |

Table 4.12.1 - Number of repeaters in secondary schools by administration, gender, district and grade.
2001 (cont'd)

Private schools

| District | Grade | | | | | | | All Grades |
|-----------------------|-------|-----|-----|-------|-------|----------|----------|---------------|
| | I | II | III | IV | V | Lower VI | Upper VI | |
| Total | | | | | | | | |
| Port Louis | 96 | 180 | 231 | 356 | 612 | 22 | 109 | 1,606 |
| Pamplemousses | 40 | 6 | 15 | 253 | 336 | 5 | 17 | 672 |
| Riviere du Rempart | 46 | 67 | 67 | 292 | 264 | 1 | 46 | 783 |
| Flacq | 49 | 27 | 90 | 323 | 391 | 24 | 69 | 973 |
| Grand Port | 23 | 21 | 18 | 183 | 373 | 8 | 18 | 644 |
| Savanne | 3 | 6 | 14 | 151 | 141 | 2 | 4 | 321 |
| Plaines Wilhems | 159 | 342 | 419 | 1,142 | 1,722 | 189 | 480 | 4,453 |
| Moka | 7 | 7 | 7 | 127 | 117 | - | - | 265 |
| Black River | - | - | - | - | - | - | - | - |
| Island of Mauritius | 423 | 656 | 861 | 2,827 | 3,956 | 251 | 743 | 9,717 |
| Island of Rodrigues | 23 | 96 | 121 | 123 | 274 | 10 | 47 | 694 |
| Republic of Mauritius | 446 | 752 | 982 | 2,950 | 4,230 | 261 | 790 | 10,411 |
| Male | | | | | | | | |
| Port Louis | 78 | 96 | 109 | 177 | 310 | 9 | 70 | 849 |
| Pamplemousses | 21 | 3 | 13 | 143 | 145 | 2 | 13 | 340 |
| Riviere du Rempart | - | 30 | 26 | 135 | 97 | - | 8 | 296 |
| Flacq | 10 | 21 | 60 | 199 | 205 | 9 | 32 | 536 |
| Grand Port | 7 | - | 1 | 94 | 187 | - | - | 289 |
| Savanne | 2 | 3 | 6 | 77 | 62 | 1 | 2 | 153 |
| Plaines Wilhems | 62 | 239 | 222 | 597 | 901 | 102 | 239 | 2,362 |
| Moka | 3 | 3 | 4 | 58 | 46 | - | - | 114 |
| Black River | - | - | - | - | - | - | - | - |
| Island of Mauritius | 183 | 395 | 441 | 1,480 | 1,953 | 123 | 364 | 4,939 |
| Island of Rodrigues | 20 | 56 | 66 | 54 | 140 | 4 | 31 | 371 |
| Republic of Mauritius | 203 | 451 | 507 | 1,534 | 2,093 | 127 | 395 | 5,310 |
| Female | | | | | | | | |
| Port Louis | 18 | 84 | 122 | 179 | 302 | 13 | 39 | 757 |
| Pamplemousses | 19 | 3 | 2 | 110 | 191 | 3 | 4 | 332 |
| Riviere du Rempart | 46 | 37 | 41 | 157 | 167 | 1 | 38 | 487 |
| Flacq | 39 | 6 | 30 | 124 | 186 | 15 | 37 | 437 |
| Grand Port | 16 | 21 | 17 | 89 | 186 | 8 | 18 | 355 |
| Savanne | 1 | 3 | 8 | 74 | 79 | 1 | 2 | 168 |
| Plaines Wilhems | 97 | 103 | 197 | 545 | 821 | 87 | 241 | 2,091 |
| Moka | 4 | 4 | 3 | 69 | 71 | - | - | 151 |
| Black River | - | - | - | - | - | - | - | - |
| Island of Mauritius | 240 | 261 | 420 | 1,347 | 2,003 | 128 | 379 | 4,778 |
| Island of Rodrigues | 3 | 40 | 55 | 69 | 134 | 6 | 16 | 323 |
| Republic of Mauritius | 243 | 301 | 475 | 1,416 | 2,137 | 134 | 395 | 5,101 |

Table 4.12.2 - Number of repeaters in secondary schools by administration, gender, region and grade. 2001

All schools

| Region | Grade | | | | | | | All Grades |
|--------------------|------------|------------|--------------|--------------|--------------|------------|--------------|---------------|
| | I | II | III | IV | V | Lower VI | Upper VI | |
| Total | | | | | | | | |
| 1 - Port Louis | 96 | 183 | 255 | 438 | 833 | 46 | 205 | 2,056 |
| 2 - North | 86 | 72 | 109 | 534 | 600 | 10 | 233 | 1,644 |
| 3 - East | 57 | 38 | 119 | 485 | 645 | 52 | 219 | 1,615 |
| 4 - South | 26 | 27 | 68 | 363 | 671 | 16 | 135 | 1,306 |
| 5 - Central | 85 | 218 | 263 | 633 | 1,059 | 108 | 340 | 2,706 |
| 6 - West | 74 | 124 | 288 | 577 | 870 | 114 | 413 | 2,460 |
| 7 - Rodrigues | 23 | 96 | 121 | 123 | 274 | 10 | 47 | 694 |
| All Regions | 447 | 758 | 1,223 | 3,153 | 4,952 | 356 | 1,592 | 12,481 |
| Male | | | | | | | | |
| 1 - Port Louis | 78 | 97 | 132 | 231 | 467 | 33 | 150 | 1,188 |
| 2 - North | 21 | 33 | 67 | 251 | 254 | 2 | 75 | 703 |
| 3 - East | 14 | 28 | 75 | 284 | 354 | 34 | 121 | 910 |
| 4 - South | 9 | 3 | 7 | 200 | 345 | 6 | 86 | 656 |
| 5 - Central | 39 | 162 | 165 | 356 | 500 | 56 | 115 | 1,393 |
| 6 - West | 23 | 77 | 183 | 283 | 514 | 73 | 240 | 1,393 |
| 7 - Rodrigues | 20 | 56 | 66 | 54 | 140 | 4 | 31 | 371 |
| All Regions | 204 | 456 | 695 | 1,659 | 2,574 | 208 | 818 | 6,614 |
| Female | | | | | | | | |
| 1 - Port Louis | 18 | 86 | 123 | 207 | 366 | 13 | 55 | 868 |
| 2 - North | 65 | 39 | 42 | 283 | 346 | 8 | 158 | 941 |
| 3 - East | 43 | 10 | 44 | 201 | 291 | 18 | 98 | 705 |
| 4 - South | 17 | 24 | 61 | 163 | 326 | 10 | 49 | 650 |
| 5 - Central | 46 | 56 | 98 | 277 | 559 | 52 | 225 | 1,313 |
| 6 - West | 51 | 47 | 105 | 294 | 356 | 41 | 173 | 1,067 |
| 7 - Rodrigues | 3 | 40 | 55 | 69 | 134 | 6 | 16 | 323 |
| All Regions | 243 | 302 | 528 | 1,494 | 2,378 | 148 | 774 | 5,867 |

Table 4.12.2 - Number of repeaters in secondary schools by administration , gender, region and grade, 2001 (cont'd)

State schools

| Region | Grade | | | | | | | All Grades |
|--------------------|----------|----------|------------|------------|------------|-----------|------------|--------------|
| | I | II | III | IV | V | Lower VI | Upper VI | |
| Total | | | | | | | | |
| 1 - Port Louis | - | 2 | 21 | 25 | 99 | 24 | 96 | 267 |
| 2 - North | - | - | 30 | 46 | 122 | 4 | 170 | 372 |
| 3 - East | 1 | 4 | 22 | 35 | 137 | 28 | 150 | 377 |
| 4 - South | - | - | 36 | 29 | 157 | 6 | 113 | 341 |
| 5 - Central | - | - | 48 | 29 | 78 | 15 | 87 | 257 |
| 6 - West | - | - | 84 | 39 | 129 | 18 | 186 | 456 |
| 7 - Rodrigues | - | - | - | - | - | - | - | - |
| All Regions | 1 | 6 | 241 | 203 | 722 | 95 | 802 | 2,070 |
| Male | | | | | | | | |
| 1 - Port Louis | - | 1 | 21 | 20 | 87 | 24 | 80 | 233 |
| 2 - North | - | - | 30 | 7 | 82 | - | 54 | 173 |
| 3 - East | 1 | 4 | 11 | 27 | 103 | 25 | 89 | 260 |
| 4 - South | - | - | - | 29 | 96 | 5 | 84 | 214 |
| 5 - Central | - | - | 48 | 29 | 28 | 13 | 31 | 149 |
| 6 - West | - | - | 78 | 13 | 85 | 14 | 85 | 275 |
| 7 - Rodrigues | - | - | - | - | - | - | - | - |
| All Regions | 1 | 5 | 188 | 125 | 481 | 81 | 423 | 1,304 |
| Female | | | | | | | | |
| 1 - Port Louis | - | 1 | - | 5 | 12 | - | 16 | 34 |
| 2 - North | - | - | - | 39 | 40 | 4 | 116 | 199 |
| 3 - East | - | - | 11 | 8 | 34 | 3 | 61 | 117 |
| 4 - South | - | - | 36 | - | 61 | 1 | 29 | 127 |
| 5 - Central | - | - | - | - | 50 | 2 | 56 | 108 |
| 6 - West | - | - | 6 | 26 | 44 | 4 | 101 | 181 |
| 7 - Rodrigues | - | - | - | - | - | - | - | - |
| All Regions | - | 1 | 53 | 78 | 241 | 14 | 379 | 766 |

Table 4.12.2 - Number of repeaters in secondary schools by administration, gender, region and grade, 2001(cont'd)

Private schools

| Region | Grade | | | | | | | All Grades |
|----------------|-------|-----|-----|-------|-------|----------|----------|------------|
| | I | II | III | IV | V | Lower VI | Upper VI | |
| Total | | | | | | | | |
| 1 - Port Louis | 96 | 181 | 234 | 413 | 734 | 22 | 109 | 1,789 |
| 2 - North | 86 | 72 | 79 | 488 | 478 | 6 | 63 | 1,272 |
| 3 - East | 56 | 34 | 97 | 450 | 508 | 24 | 69 | 1,238 |
| 4 - South | 26 | 27 | 32 | 334 | 514 | 10 | 22 | 965 |
| 5 - Central | 85 | 218 | 215 | 604 | 981 | 93 | 253 | 2,449 |
| 6 - West | 74 | 124 | 204 | 538 | 741 | 96 | 227 | 2,004 |
| 7 - Rodrigues | 23 | 96 | 121 | 123 | 274 | 10 | 47 | 694 |
| All Regions | 446 | 752 | 982 | 2,950 | 4,230 | 261 | 790 | 10,411 |
| Male | | | | | | | | |
| 1 - Port Louis | 78 | 96 | 111 | 211 | 380 | 9 | 70 | 955 |
| 2 - North | 21 | 33 | 37 | 244 | 172 | 2 | 21 | 530 |
| 3 - East | 13 | 24 | 64 | 257 | 251 | 9 | 32 | 650 |
| 4 - South | 9 | 3 | 7 | 171 | 249 | 1 | 2 | 442 |
| 5 - Central | 39 | 162 | 117 | 327 | 472 | 43 | 84 | 1,244 |
| 6 - West | 23 | 77 | 105 | 270 | 429 | 59 | 155 | 1,118 |
| 7 - Rodrigues | 20 | 56 | 66 | 54 | 140 | 4 | 31 | 371 |
| All Regions | 203 | 451 | 507 | 1,534 | 2,093 | 127 | 395 | 5,310 |
| Female | | | | | | | | |
| 1 - Port Louis | 18 | 85 | 123 | 202 | 354 | 13 | 39 | 834 |
| 2 - North | 65 | 39 | 42 | 244 | 306 | 4 | 42 | 742 |
| 3 - East | 43 | 10 | 33 | 193 | 257 | 15 | 37 | 588 |
| 4 - South | 17 | 24 | 25 | 163 | 265 | 9 | 20 | 523 |
| 5 - Central | 46 | 56 | 98 | 277 | 509 | 50 | 169 | 1,205 |
| 6 - West | 51 | 47 | 99 | 268 | 312 | 37 | 72 | 886 |
| 7 - Rodrigues | 3 | 40 | 55 | 69 | 134 | 6 | 16 | 323 |
| All Regions | 243 | 301 | 475 | 1,416 | 2,137 | 134 | 395 | 5,101 |

Table 4.13 - Secondary enrolment and Gross Enrolment Ratio¹ by gender, 1992 - 2001

| YEAR | Republic of Mauritius | | | | | | Island of Mauritius | | | | | | Island of Rodrigues | | | | | |
|------|-----------------------|--------|--------|-----------------------|----|----|---------------------|--------|--------|-----------------------|----|----|---------------------|-------|-------|-----------------------|----|----|
| | Enrolment | | | Gross Enrolment Ratio | | | Enrolment | | | Gross Enrolment Ratio | | | Enrolment | | | Gross Enrolment Ratio | | |
| | T | M | F | T | M | F | T | M | F | T | M | F | T | M | F | T | M | F |
| 1992 | 83,591 | 41,246 | 42,345 | 50 | 48 | 51 | 81,706 | 40,352 | 41,354 | 50 | 48 | 51 | 1,885 | 894 | 991 | 26 | 24 | 27 |
| 1993 | 87,661 | 43,025 | 44,636 | 50 | 49 | 52 | 85,522 | 42,032 | 43,490 | 50 | 49 | 52 | 2,139 | 993 | 1,146 | 28 | 26 | 30 |
| 1994 | 89,581 | 43,753 | 45,828 | 51 | 49 | 53 | 87,177 | 42,636 | 44,541 | 51 | 49 | 53 | 2,404 | 1,117 | 1,287 | 31 | 29 | 33 |
| 1995 | 91,104 | 44,270 | 46,834 | 51 | 49 | 53 | 88,455 | 43,023 | 45,432 | 52 | 50 | 54 | 2,649 | 1,247 | 1,402 | 33 | 31 | 35 |
| 1996 | 93,037 | 45,566 | 47,471 | 53 | 51 | 55 | 90,120 | 44,198 | 45,922 | 53 | 52 | 55 | 2,917 | 1,368 | 1,549 | 37 | 35 | 39 |
| 1997 | 93,839 | 45,706 | 48,133 | 54 | 52 | 56 | 90,714 | 44,198 | 46,516 | 55 | 53 | 57 | 3,125 | 1,508 | 1,617 | 40 | 39 | 41 |
| 1998 | 94,364 | 45,982 | 48,382 | 56 | 54 | 58 | 91,240 | 44,520 | 46,720 | 57 | 54 | 59 | 3,124 | 1,462 | 1,662 | 41 | 38 | 44 |
| 1999 | 95,187 | 46,253 | 48,934 | 58 | 55 | 60 | 91,962 | 44,702 | 47,260 | 59 | 56 | 61 | 3,225 | 1,551 | 1,674 | 43 | 42 | 45 |
| 2000 | 95,448 | 46,399 | 49,049 | 60 | 58 | 63 | 92,208 | 44,860 | 47,348 | 61 | 58 | 64 | 3,240 | 1,539 | 1,701 | 48 | 45 | 50 |
| 2001 | 97,617 | 47,392 | 50,255 | 63 | 60 | 65 | 94,335 | 45,789 | 48,546 | 63 | 60 | 66 | 3,312 | 1,603 | 1,709 | 50 | 48 | 51 |

¹ Number of students enrolled per 100 population aged (12 - 19)

T: Total M: Male F: Female

Table 4.14.1 - Teaching staff in secondary schools by district, administration and gender, 2001

| District | All Schools | | | State Schools | | | Private Schools | | |
|-----------------------|-------------|-------|--------|---------------|------|--------|-----------------|-------|--------|
| | Total | Male | Female | Total | Male | Female | Total | Male | Female |
| Port Louis | 714 | 336 | 378 | 191 | 86 | 105 | 523 | 250 | 273 |
| Pamplemousses | 396 | 224 | 172 | 198 | 94 | 104 | 198 | 130 | 68 |
| Riviere du Rempart | 370 | 204 | 166 | 160 | 85 | 75 | 210 | 119 | 91 |
| Flacq | 549 | 316 | 233 | 204 | 102 | 102 | 345 | 214 | 131 |
| Grand Port | 374 | 179 | 195 | 145 | 78 | 67 | 229 | 101 | 128 |
| Savanne | 258 | 138 | 120 | 100 | 55 | 45 | 158 | 83 | 75 |
| Plaines Wilhems | 2,120 | 1,064 | 1,056 | 496 | 245 | 251 | 1,624 | 819 | 805 |
| Moka | 322 | 137 | 185 | 138 | 70 | 68 | 184 | 67 | 117 |
| Black River | 51 | 16 | 35 | 51 | 16 | 35 | - | - | - |
| Island of Mauritius | 5,154 | 2,614 | 2,540 | 1,683 | 831 | 852 | 3,471 | 1,783 | 1,688 |
| Island of Rodrigues | 148 | 78 | 70 | - | - | - | 148 | 78 | 70 |
| Republic of Mauritius | 5,302 | 2,692 | 2,610 | 1,683 | 831 | 852 | 3,619 | 1,861 | 1,758 |

Table 4.14.2 - Teaching staff in secondary schools by region, administration and gender, 2001

| Region | All Schools | | | State Schools | | | Private Schools | | |
|----------------|-------------|-------|--------|---------------|------|--------|-----------------|-------|--------|
| | Total | Male | Female | Total | Male | Female | Total | Male | Female |
| 1 - Port-Louis | 851 | 420 | 431 | 272 | 132 | 140 | 579 | 288 | 291 |
| 2 - North | 629 | 344 | 285 | 277 | 133 | 144 | 352 | 211 | 141 |
| 3 - East | 871 | 453 | 418 | 342 | 172 | 170 | 529 | 281 | 248 |
| 4 - South | 632 | 317 | 315 | 245 | 133 | 112 | 387 | 184 | 203 |
| 5 - Central | 1,076 | 506 | 570 | 223 | 105 | 118 | 853 | 401 | 452 |
| 6 - West | 1,095 | 574 | 521 | 324 | 156 | 168 | 771 | 418 | 353 |
| 7 - Rodrigues | 148 | 78 | 70 | - | - | - | 148 | 78 | 70 |
| All Regions | 5,302 | 2,692 | 2,610 | 1,683 | 831 | 852 | 3,619 | 1,861 | 1,758 |

Table 4.15 - Teaching staff in secondary schools by age and gender, 2001

| Age (years) | Republic of Mauritius | | | Island of Mauritius | | | Island of Rodrigues | | |
|-------------|-----------------------|-------|--------|---------------------|-------|--------|---------------------|------|--------|
| | Total | Male | Female | Total | Male | Female | Total | Male | Female |
| Under 25 | 491 | 173 | 318 | 437 | 151 | 286 | 54 | 22 | 32 |
| 25 - 29 | 938 | 379 | 559 | 892 | 349 | 543 | 46 | 30 | 16 |
| 30 - 34 | 579 | 288 | 291 | 563 | 279 | 284 | 16 | 9 | 7 |
| 35 - 39 | 396 | 180 | 216 | 386 | 178 | 208 | 10 | 2 | 8 |
| 40 - 44 | 1,121 | 574 | 547 | 1,110 | 567 | 543 | 11 | 7 | 4 |
| 45 - 49 | 986 | 603 | 383 | 977 | 597 | 380 | 9 | 6 | 3 |
| 50 - 54 | 523 | 319 | 204 | 523 | 319 | 204 | - | - | - |
| 55 - 59 | 230 | 151 | 79 | 228 | 149 | 79 | 2 | 2 | - |
| 60 and over | 17 | 13 | 4 | 17 | 13 | 4 | - | - | - |
| Not Stated | 21 | 12 | 9 | 21 | 12 | 9 | - | - | - |
| Total | 5,302 | 2,692 | 2,610 | 5,154 | 2,614 | 2,540 | 148 | 78 | 70 |

Table 4.16.1 - Teaching staff in secondary schools by gender, district and highest academic qualification, 2001

| District | Highest academic qualification | | | | | | Not Stated | Total |
|-----------------------|----------------------------------|---|------------------------|--------------|---------------|----|------------|-------|
| | Secondary | | Tertiary | | | | | |
| | School Certificate or equivalent | Higher School Certificate or equivalent | Certificate or Diploma | First Degree | Post Graduate | | | |
| Total | | | | | | | | |
| Port Louis | 37 | 82 | 245 | 285 | 60 | 5 | 714 | |
| Pamplemousses | 26 | 53 | 77 | 211 | 28 | 1 | 396 | |
| Riviere du Rempart | 32 | 58 | 69 | 182 | 24 | 5 | 370 | |
| Flacq | 27 | 91 | 110 | 274 | 47 | - | 549 | |
| Grand Port | 28 | 75 | 79 | 159 | 31 | 2 | 374 | |
| Savanne | 27 | 61 | 39 | 115 | 16 | - | 258 | |
| Plaines Wilhems | 122 | 292 | 506 | 1,029 | 161 | 10 | 2,120 | |
| Moka | 12 | 37 | 68 | 158 | 43 | 4 | 322 | |
| Black River | 2 | 1 | 7 | 33 | 8 | - | 51 | |
| Island of Mauritius | 313 | 750 | 1,200 | 2,446 | 418 | 27 | 5,154 | |
| Island of Rodrigues | 3 | 64 | 11 | 66 | 4 | - | 148 | |
| Republic of Mauritius | 316 | 814 | 1,211 | 2,512 | 422 | 27 | 5,302 | |
| Male | | | | | | | | |
| Port Louis | 18 | 22 | 99 | 161 | 32 | 4 | 336 | |
| Pamplemousses | 18 | 26 | 43 | 120 | 17 | - | 224 | |
| Riviere du Rempart | 19 | 34 | 42 | 91 | 17 | 1 | 204 | |
| Flacq | 20 | 47 | 62 | 163 | 24 | - | 316 | |
| Grand Port | 13 | 30 | 45 | 76 | 14 | 1 | 179 | |
| Savanne | 17 | 28 | 22 | 62 | 9 | - | 138 | |
| Plaines Wilhems | 69 | 143 | 228 | 525 | 96 | 3 | 1,064 | |
| Moka | 9 | 7 | 32 | 74 | 15 | - | 137 | |
| Black River | 1 | 1 | 1 | 7 | 6 | - | 16 | |
| Island of Mauritius | 184 | 338 | 574 | 1,279 | 230 | 9 | 2,614 | |
| Island of Rodrigues | 1 | 26 | 5 | 42 | 4 | - | 78 | |
| Republic of Mauritius | 185 | 364 | 579 | 1,321 | 234 | 9 | 2,692 | |
| Female | | | | | | | | |
| Port Louis | 19 | 60 | 146 | 124 | 28 | 1 | 378 | |
| Pamplemousses | 8 | 27 | 34 | 91 | 11 | 1 | 172 | |
| Riviere du Rempart | 13 | 24 | 27 | 91 | 7 | 4 | 166 | |
| Flacq | 7 | 44 | 48 | 111 | 23 | - | 233 | |
| Grand Port | 15 | 45 | 34 | 83 | 17 | 1 | 195 | |
| Savanne | 10 | 33 | 17 | 53 | 7 | - | 120 | |
| Plaines Wilhems | 53 | 149 | 278 | 504 | 65 | 7 | 1,056 | |
| Moka | 3 | 30 | 36 | 84 | 28 | 4 | 185 | |
| Black River | 1 | - | 6 | 26 | 2 | - | 35 | |
| Island of Mauritius | 129 | 412 | 626 | 1,167 | 188 | 18 | 2,540 | |
| Island of Rodrigues | 2 | 38 | 6 | 24 | - | - | 70 | |
| Republic of Mauritius | 131 | 450 | 632 | 1,191 | 188 | 18 | 2,610 | |

Table 4.16.2 - Teaching staff in secondary schools by gender, region and highest academic qualification. 2001

| Region | Highest academic qualification | | | | | | |
|----------------|----------------------------------|---|------------------------|--------------|---------------|------------|-------|
| | Secondary | | Tertiary | | | Not Stated | Total |
| | School Certificate or equivalent | Higher School Certificate or equivalent | Certificate or Diploma | First Degree | Post Graduate | | |
| Total | | | | | | | |
| 1 - Port Louis | 40 | 103 | 272 | 364 | 66 | 6 | 851 |
| 2 - North | 55 | 90 | 119 | 314 | 46 | 5 | 629 |
| 3 - East | 39 | 128 | 178 | 432 | 90 | 4 | 871 |
| 4 - South | 55 | 136 | 118 | 274 | 47 | 2 | 632 |
| 5 - Central | 56 | 162 | 246 | 529 | 73 | 10 | 1,076 |
| 6 - West | 68 | 131 | 267 | 533 | 96 | - | 1,095 |
| 7 - Rodrigues | 3 | 64 | 11 | 66 | 4 | - | 148 |
| All Regions | 316 | 814 | 1,211 | 2,512 | 422 | 27 | 5,302 |
| Male | | | | | | | |
| 1 - Port Louis | 21 | 34 | 119 | 206 | 36 | 4 | 420 |
| 2 - North | 34 | 48 | 65 | 166 | 30 | 1 | 344 |
| 3 - East | 29 | 54 | 94 | 237 | 39 | - | 453 |
| 4 - South | 30 | 58 | 67 | 138 | 23 | 1 | 317 |
| 5 - Central | 36 | 58 | 95 | 267 | 47 | 3 | 506 |
| 6 - West | 34 | 86 | 134 | 265 | 55 | - | 574 |
| 7 - Rodrigues | 1 | 26 | 5 | 42 | 4 | - | 78 |
| All Regions | 185 | 364 | 579 | 1,321 | 234 | 9 | 2,692 |
| Female | | | | | | | |
| 1 - Port Louis | 19 | 69 | 153 | 158 | 30 | 2 | 431 |
| 2 - North | 21 | 42 | 54 | 148 | 16 | 4 | 285 |
| 3 - East | 10 | 74 | 84 | 195 | 51 | 4 | 418 |
| 4 - South | 25 | 78 | 51 | 136 | 24 | 1 | 315 |
| 5 - Central | 20 | 104 | 151 | 262 | 26 | 7 | 570 |
| 6 - West | 34 | 45 | 133 | 268 | 41 | - | 521 |
| 7 - Rodrigues | 2 | 38 | 6 | 24 | - | - | 70 |
| All Regions | 131 | 450 | 632 | 1,191 | 188 | 18 | 2,610 |

Table 4.17 - Teaching staff in secondary schools by length of teaching experience, administration and gender, 2001

| Length of teaching experience (in years) | All Schools | | | State Schools | | | Private Schools | | | All Schools | | | State Schools | | | Private Schools | | | T | M | F |
|--|-------------|-------|-------|---------------|-----|-----|-----------------|-------|-------|-------------|-------|-----|---------------|-------|-------|-----------------|-----|----|----|----|---|
| | T | M | F | T | M | F | T | M | F | T | M | F | T | M | F | T | M | F | | | |
| | | | | | | | | | | | | | | | | | | | | | |
| Under 3 | 1,048 | 469 | 579 | 362 | 165 | 197 | 686 | 304 | 382 | 382 | 549 | 362 | 165 | 197 | 627 | 275 | 352 | 59 | 29 | 30 | |
| 3 and under 6 | 748 | 308 | 440 | 314 | 109 | 205 | 434 | 199 | 235 | 421 | 314 | 109 | 205 | 394 | 178 | 216 | 40 | 21 | 19 | | |
| 6 " 9 | 556 | 278 | 278 | 143 | 60 | 83 | 413 | 218 | 195 | 270 | 143 | 60 | 83 | 388 | 201 | 187 | 25 | 17 | 8 | | |
| 9 " 12 | 444 | 225 | 219 | 128 | 57 | 71 | 316 | 168 | 148 | 216 | 128 | 57 | 71 | 309 | 164 | 145 | 7 | 4 | 3 | | |
| 12 " 15 | 258 | 142 | 116 | 64 | 40 | 24 | 194 | 102 | 92 | 116 | 64 | 40 | 24 | 192 | 100 | 92 | 2 | 2 | - | | |
| 15 " 18 | 240 | 138 | 102 | 80 | 51 | 29 | 160 | 87 | 73 | 98 | 80 | 51 | 29 | 155 | 86 | 69 | 5 | 1 | 4 | | |
| 18 " 21 | 295 | 168 | 127 | 163 | 88 | 75 | 132 | 80 | 52 | 125 | 163 | 88 | 75 | 129 | 79 | 50 | 3 | 1 | 2 | | |
| 21 " 24 | 758 | 420 | 338 | 215 | 130 | 85 | 543 | 290 | 253 | 336 | 215 | 130 | 85 | 541 | 290 | 251 | 2 | - | 2 | | |
| 24 " 27 | 521 | 292 | 229 | 96 | 44 | 52 | 425 | 248 | 177 | 229 | 96 | 44 | 52 | 424 | 247 | 177 | 1 | 1 | - | | |
| 27 " 30 | 216 | 124 | 92 | 61 | 44 | 17 | 155 | 80 | 75 | 92 | 61 | 44 | 17 | 154 | 79 | 75 | 1 | 1 | - | | |
| 30 and over | 218 | 128 | 90 | 57 | 43 | 14 | 161 | 85 | 76 | 88 | 57 | 43 | 14 | 158 | 84 | 74 | 3 | 1 | 2 | | |
| Total | 5,302 | 2,692 | 2,610 | 1,683 | 831 | 852 | 3,619 | 1,861 | 1,758 | 2,540 | 1,683 | 831 | 852 | 3,471 | 1,783 | 1,688 | 148 | 78 | 70 | | |

T Total M Male F Female

Table 4.18 - Non-teaching staff in secondary schools by category, administration and gender, 2001

| Category | All Schools | | | State Schools | | | Private Schools | | | All Schools | | | Private Schools | | | All Schools | | | | | |
|----------------------------|-----------------------|-------|-------|---------------|-----|-----|-----------------|-------|-----|---------------------|-------|-------|-----------------|-----|-----|-------------|-----|-----|---------------------|----|----|
| | T | M | F | T | M | F | T | M | F | T | M | F | T | M | F | T | M | F | | | |
| | Republic of Mauritius | | | | | | | | | Island of Mauritius | | | | | | | | | Island of Rodrigues | | |
| Senior Management | 211 | 137 | 74 | 48 | 33 | 15 | 163 | 104 | 59 | 203 | 130 | 73 | 48 | 33 | 15 | 155 | 97 | 58 | 8 | 7 | 1 |
| Other Administrative staff | 764 | 228 | 536 | 224 | 56 | 168 | 540 | 172 | 368 | 747 | 225 | 522 | 224 | 56 | 168 | 523 | 169 | 354 | 17 | 3 | 14 |
| Caretaker | 597 | 405 | 192 | 138 | 99 | 39 | 459 | 306 | 153 | 576 | 385 | 191 | 138 | 99 | 39 | 438 | 286 | 152 | 21 | 20 | 1 |
| Labourer | 361 | 309 | 52 | 192 | 167 | 25 | 169 | 142 | 27 | 356 | 304 | 52 | 192 | 167 | 25 | 164 | 137 | 27 | 5 | 5 | - |
| Laboratory assistant | 643 | 505 | 138 | 296 | 257 | 39 | 347 | 248 | 99 | 627 | 493 | 134 | 296 | 257 | 39 | 331 | 236 | 95 | 16 | 12 | 4 |
| Other | 98 | 62 | 36 | 13 | 3 | 10 | 85 | 59 | 26 | 95 | 60 | 35 | 13 | 3 | 10 | 82 | 57 | 25 | 3 | 2 | 1 |
| Total | 2,674 | 1,646 | 1,028 | 911 | 615 | 296 | 1,763 | 1,031 | 732 | 2,604 | 1,597 | 1,007 | 911 | 615 | 296 | 1,693 | 982 | 711 | 70 | 49 | 21 |

T Total M Male F Female

Table 4.19 - Pupil/Teacher Ratio in secondary schools by administration, 1992 - 2001

| Year | All Schools | | | State Schools | | | Private Schools | | |
|------------------------------|---------------|----------------|-----------------------|---------------|-----------------|-----------------------|-----------------|----------------|-----------------------|
| | No. of pupils | No of teachers | Pupil / Teacher Ratio | No. of pupils | No. of teachers | Pupil / Teacher Ratio | No. of pupils | No of teachers | Pupil / Teacher Ratio |
| Republic of Mauritius | | | | | | | | | |
| 1992 | 83,591 | 4,050 | 21 | 17,014 | 1,089 | 16 | 66,577 | 2,961 | 22 |
| 1993 | 87,661 | 4,160 | 21 | 17,664 | 1,104 | 16 | 69,997 | 3,056 | 23 |
| 1994 | 89,581 | 4,234 | 21 | 17,664 | 1,104 | 16 | 71,917 | 3,130 | 23 |
| 1995 | 91,104 | 4,375 | 21 | 18,735 | 1,113 | 17 | 72,369 | 3,262 | 22 |
| 1996 | 93,037 | 4,564 | 20 | 19,479 | 1,205 | 16 | 73,558 | 3,359 | 22 |
| 1997 | 93,839 | 4,710 | 20 | 19,479 | 1,294 | 15 | 74,360 | 3,416 | 22 |
| 1998 | 94,364 | 4,820 | 20 | 23,242 | 1,361 | 17 | 71,122 | 3,459 | 21 |
| 1999 | 95,187 | 5,014 | 19 | 24,185 | 1,485 | 16 | 71,002 | 3,529 | 20 |
| 2000 | 95,448 | 5,140 | 19 | 25,217 | 1,550 | 16 | 70,231 | 3,590 | 20 |
| 2001 | 97,647 | 5,302 | 18 | 26,219 | 1,683 | 16 | 71,428 | 3,619 | 20 |
| Island of Mauritius | | | | | | | | | |
| 1992 | 81,706 | 3,981 | 21 | 17,014 | 1,089 | 16 | 64,692 | 2,892 | 22 |
| 1993 | 85,522 | 4,075 | 21 | 17,664 | 1,104 | 16 | 67,858 | 2,971 | 23 |
| 1994 | 87,177 | 4,141 | 21 | 18,189 | 1,077 | 17 | 68,988 | 3,064 | 23 |
| 1995 | 88,455 | 4,279 | 21 | 18,735 | 1,113 | 17 | 69,720 | 3,166 | 22 |
| 1996 | 90,120 | 4,445 | 20 | 19,479 | 1,205 | 16 | 70,641 | 3,240 | 22 |
| 1997 | 90,714 | 4,589 | 20 | 20,406 | 1,294 | 16 | 70,308 | 3,295 | 21 |
| 1998 | 91,240 | 4,680 | 19 | 23,242 | 1,361 | 17 | 67,998 | 3,319 | 20 |
| 1999 | 91,962 | 4,874 | 19 | 24,185 | 1,485 | 16 | 67,777 | 3,389 | 20 |
| 2000 | 92,208 | 4,999 | 18 | 25,217 | 1,550 | 16 | 66,991 | 3,449 | 19 |
| 2001 | 94,335 | 5,154 | 18 | 26,219 | 1,683 | 16 | 68,116 | 3,471 | 20 |
| Island of Rodrigues | | | | | | | | | |
| 1992 | 1,885 | 69 | 27 | - | - | - | 1,885 | 69 | 27 |
| 1993 | 2,139 | 85 | 25 | - | - | - | 2,139 | 85 | 25 |
| 1994 | 2,404 | 93 | 26 | - | - | - | 2,404 | 93 | 26 |
| 1995 | 2,649 | 96 | 28 | - | - | - | 2,649 | 93 | 28 |
| 1996 | 2,917 | 119 | 25 | - | - | - | 2,917 | 93 | 31 |
| 1997 | 3,125 | 121 | 26 | - | - | - | 3,125 | 121 | 26 |
| 1998 | 3,124 | 140 | 22 | - | - | - | 3,124 | 140 | 22 |
| 1999 | 3,225 | 140 | 23 | - | - | - | 3,225 | 140 | 23 |
| 2000 | 3,240 | 141 | 23 | - | - | - | 3,240 | 141 | 23 |
| 2001 | 3,312 | 148 | 22 | - | - | - | 3,312 | 141 | 23 |

Table 4.20 - Cambridge School Certificate Examination results by administration and gender, 1998 - 2000

| Administration | 1998 | | | 1999 | | | 2000 | | | |
|------------------------------|--------------|---------------|-------------|--------------|---------------|-------------|--------------|---------------|-------------|------|
| | No. Examined | No. of Passes | % of Passes | No. Examined | No. of Passes | % of Passes | No. Examined | No. of Passes | % of Passes | |
| Republic of Mauritius | Total | 14,438 | 11,126 | 77.1 | 14,700 | 11,309 | 76.9 | 14,648 | 11,218 | 76.6 |
| | Male | 6,777 | 5,192 | 76.6 | 6,705 | 5,067 | 75.6 | 6,862 | 5,125 | 74.7 |
| | Female | 7,661 | 5,934 | 77.5 | 7,995 | 6,242 | 78.1 | 7,786 | 6,093 | 78.3 |
| Island of Mauritius | Total | 13,946 | 10,807 | 77.5 | 14,169 | 10,986 | 77.5 | 14,049 | 10,871 | 77.4 |
| | Male | 6,551 | 5,050 | 77.1 | 6,440 | 4,911 | 76.3 | 6,556 | 4,936 | 75.3 |
| | Female | 7,395 | 5,757 | 77.8 | 7,729 | 6,075 | 78.6 | 7,493 | 5,935 | 79.2 |
| State | Total | 3,478 | 3,150 | 90.6 | 3,653 | 3,321 | 90.9 | 4,008 | 3,629 | 90.5 |
| | Male | 1,899 | 1,684 | 88.7 | 1,898 | 1,681 | 88.6 | 2,135 | 1,863 | 87.3 |
| | Female | 1,579 | 1,466 | 92.8 | 1,755 | 1,640 | 93.4 | 1,873 | 1,766 | 94.3 |
| Private | Total | 10,468 | 7,657 | 73.1 | 10,516 | 7,665 | 72.9 | 10,041 | 7,242 | 72.1 |
| | Male | 4,652 | 3,366 | 72.4 | 4,542 | 3,230 | 71.1 | 4,421 | 3,073 | 69.5 |
| | Female | 5,816 | 4,291 | 73.8 | 5,974 | 4,435 | 74.2 | 5,620 | 4,169 | 74.2 |
| Island of Rodrigues | Total | 492 | 319 | 64.8 | 531 | 323 | 60.8 | 599 | 347 | 57.9 |
| | Male | 226 | 142 | 62.8 | 265 | 156 | 58.9 | 306 | 189 | 61.8 |
| | Female | 266 | 177 | 66.5 | 266 | 167 | 62.8 | 293 | 158 | 53.9 |

Source: Mauritius Examination Syndicate

Table 4.21 - Cambridge School Certificate Examination results by subject and grade, 2000

| Subject | Total Examined | Total Passed | % Passed | Grade | | |
|-------------------------|-------------------|-----------------|-------------|--------------------|-----------------|---------------|
| | | | | Very Good (1-2) | Credit (3-6) | Pass (7-8) |
| Additional Mathematics | 7,245 | 5,284 | 72.9 | 704 | 3,323 | 1,257 |
| Agriculture | 277 | 179 | 64.6 | 6 | 111 | 62 |
| Arabic | 83 | 69 | 83.1 | 17 | 33 | 19 |
| Art | 4,363 | 4,362 | 100.0 | 84 | 4,220 | 58 |
| Biology | 3,739 | 2,387 | 63.8 | 424 | 1,091 | 872 |
| Business Studies | 2,064 | 1,292 | 62.6 | 36 | 422 | 834 |
| Chemistry | 4,623 | 3,797 | 82.1 | 467 | 1,989 | 1,341 |
| Commerce | 2,558 | 2,143 | 83.8 | 167 | 993 | 983 |
| Commercial Studies | 357 | 324 | 90.8 | 12 | 130 | 182 |
| Computer Studies | 1,944 | 1,818 | 93.5 | 327 | 834 | 657 |
| Design & Communications | 959 | 870 | 90.7 | 85 | 491 | 294 |
| Design & Technology | 221 | 196 | 88.7 | 4 | 102 | 90 |
| Economics | 5,878 | 4,224 | 71.9 | 445 | 1,803 | 1,976 |
| English Language(1125) | 12,751 | 11,567 | 90.7 | 348 | 4,668 | 6,551 |
| English Language(1126) | 1,925 | 1,730 | 89.9 | 0 | 81 | 1,649 |
| Fashion & Fabrics | 198 | 161 | 81.3 | 4 | 79 | 78 |
| Food & Nutrition | 480 | 406 | 84.6 | 53 | 220 | 133 |
| French | 14,673 | 14,014 | 95.5 | 3,432 | 7,438 | 3,144 |
| French Literature | 4,178 | 3,921 | 93.8 | 401 | 2,661 | 859 |
| Geography | 277 | 194 | 70.0 | 8 | 92 | 94 |
| German | 40 | 36 | 90.0 | 3 | 15 | 18 |
| Hindi Syllabus (Y) | 2,124 | 2,065 | 97.2 | 339 | 1,351 | 375 |
| Hinduism | 1,341 | 1,101 | 82.1 | 28 | 580 | 493 |

Source: Mauritius Examination Syndicate

Table 4.21 - Cambridge School Certificate Examination results by subject and grade, 2000 (cont'd)

| Subject | Total Examined | Total Passed | % Passed | Grade | | |
|----------------------------|----------------|--------------|----------|-----------------|--------------|------------|
| | | | | Very Good (1-2) | Credit (3-6) | Pass (7-8) |
| History | 48 | 30 | 62.5 | 4 | 15 | 11 |
| History , World Affairs | 3 | 2 | 66.7 | - | 2 | - |
| Human & Social Biology | 49 | 37 | 75.5 | 3 | 19 | 15 |
| Islamic Religion & Culture | 469 | 411 | 87.6 | 21 | 199 | 191 |
| Law | 38 | 30 | 78.9 | - | 14 | 16 |
| Literature in English | 3,326 | 2,146 | 64.5 | 90 | 1,220 | 836 |
| Literature in Hindi | 78 | 70 | 89.7 | 12 | 39 | 19 |
| M.S. Chinese (Y) | 10 | 10 | 100.0 | 4 | 4 | 2 |
| Marathi | 21 | 14 | 66.7 | 2 | 5 | 7 |
| Mathematics A | 993 | 617 | 62.1 | - | 137 | 480 |
| Maths. Syllabus D | 13,667 | 10,212 | 74.7 | 1,567 | 5,521 | 3,124 |
| Physics | 3,357 | 2,929 | 87.3 | 351 | 1,835 | 743 |
| Principle of Accounts | 9,372 | 7,686 | 82.0 | 861 | 4,800 | 2,025 |
| R.S. Bible Knowledge(2040) | 29 | 20 | 69.0 | 4 | 11 | 5 |
| R.S. Bible Knowledge(2041) | 65 | 49 | 75.4 | 2 | 36 | 11 |
| Sc. Physics & Chemistry | 42 | 31 | 73.8 | - | 6 | 25 |
| Sociology | 587 | 504 | 85.9 | 40 | 279 | 185 |
| Spanish | 23 | 23 | 100.0 | 10 | 11 | 2 |
| Statistics | 253 | 204 | 80.6 | 9 | 104 | 91 |
| Tamil (Y) | 89 | 83 | 93.3 | 31 | 37 | 15 |
| Telugu (Y) | 28 | 20 | 71.4 | 4 | 12 | 4 |
| Urdu (Y) | 282 | 266 | 94.3 | 31 | 164 | 71 |

Source: Mauritius Examination Syndicate

Table 4.22 - Cambridge School Certificate Examination results - Republic of Mauritius, 1988 - 2000

| Year | Number examined | | | Number of passes | | | % of passes | | |
|------|-----------------|-------|--------|------------------|-------|--------|-------------|------|--------|
| | Both Sexes | Male | Female | Both Sexes | Male | Female | Both Sexes | Male | Female |
| 1988 | 9.041 | 4.762 | 4.279 | 5.253 | 2.582 | 2.671 | 58.1 | 54.2 | 62.4 |
| 1989 | 9.464 | 5.003 | 4.461 | 5.985 | 2.968 | 3.017 | 63.2 | 59.3 | 67.6 |
| 1990 | 9.695 | 5.059 | 4.636 | 6.014 | 2.940 | 3.074 | 62.0 | 58.1 | 66.3 |
| 1991 | 11.079 | 5.457 | 5.622 | 7.244 | 3.502 | 3.742 | 65.4 | 64.2 | 66.6 |
| 1992 | 11.091 | 5.348 | 5.743 | 6.981 | 3.246 | 3.735 | 62.9 | 60.7 | 65.0 |
| 1993 | 11.772 | 5.708 | 6.064 | 7.519 | 3.633 | 3.886 | 63.9 | 63.6 | 64.1 |
| 1994 | 11.480 | 5.561 | 5.919 | 7.563 | 3.551 | 4.012 | 65.9 | 63.9 | 67.8 |
| 1995 | 12.089 | 5.683 | 6.406 | 8.494 | 3.919 | 4.575 | 70.3 | 69.0 | 71.4 |
| 1996 | 12.846 | 6.126 | 6.720 | 9.626 | 4.448 | 5.178 | 74.9 | 72.6 | 77.1 |
| 1997 | 13.661 | 6.665 | 6.996 | 10.316 | 4.914 | 5.402 | 75.5 | 73.7 | 77.2 |
| 1998 | 14.438 | 6.777 | 7.661 | 11.126 | 5.192 | 5.934 | 77.1 | 76.6 | 77.5 |
| 1999 | 14.700 | 6.705 | 7.995 | 11.309 | 5.067 | 6.242 | 76.9 | 75.6 | 78.1 |
| 2000 | 14.648 | 6.862 | 7.786 | 11.218 | 5.125 | 6.093 | 76.6 | 74.7 | 78.3 |

Source: Mauritius Examination Syndicate

Table 4.23 - Cambridge Higher School Certificate Examination results by administration and gender - 1998 - 2000

| Administration | 1998 | | | 1999 | | | 2000 | | | |
|------------------------------|--------------|---------------|-------------|--------------|---------------|-------------|--------------|---------------|-------------|------|
| | No. Examined | No. of Passes | % of Passes | No. Examined | No. of Passes | % of Passes | No. Examined | No. of Passes | % of Passes | |
| Republic of Mauritius | Total | 6,128 | 4,437 | 72.4 | 6,416 | 4,780 | 74.5 | 6,502 | 4,703 | 72.3 |
| | Male | 2,843 | 2,067 | 72.7 | 2,954 | 2,145 | 72.6 | 3,152 | 2,126 | 67.4 |
| | Female | 3,285 | 2,370 | 72.1 | 3,462 | 2,635 | 76.1 | 3,350 | 2,577 | 76.9 |
| Island of Mauritius | Total | 6,048 | 4,408 | 72.9 | 6,311 | 4,751 | 75.3 | 6,366 | 4,614 | 72.5 |
| | Male | 2,802 | 2,051 | 73.2 | 2,902 | 2,131 | 73.4 | 3,078 | 2,075 | 67.4 |
| | Female | 3,246 | 2,357 | 72.6 | 3,409 | 2,620 | 76.9 | 3,288 | 2,539 | 77.2 |
| State | Total | 2,704 | 2,030 | 75.1 | 2,719 | 2,097 | 77.1 | 2,721 | 2,067 | 76.0 |
| | Male | 1,323 | 973 | 73.5 | 1,353 | 1,014 | 74.9 | 1,364 | 939 | 68.8 |
| | Female | 1,381 | 1,057 | 76.5 | 1,366 | 1,083 | 79.3 | 1,357 | 1,128 | 83.1 |
| Private | Total | 3,344 | 2,378 | 71.1 | 3,592 | 2,654 | 73.9 | 3,645 | 2,547 | 69.9 |
| | Male | 1,479 | 1,078 | 72.9 | 1,549 | 1,117 | 72.1 | 1,714 | 1,136 | 66.3 |
| | Female | 1,865 | 1,300 | 69.7 | 2,043 | 1,537 | 75.2 | 1,931 | 1,411 | 73.1 |
| Island of Rodrigues | Total | 80 | 29 | 36.3 | 105 | 29 | 27.6 | 136 | 89 | 65.4 |
| | Male | 41 | 16 | 39.0 | 52 | 14 | 26.9 | 74 | 51 | 68.9 |
| | Female | 39 | 13 | 33.3 | 53 | 15 | 28.3 | 62 | 38 | 61.3 |

Source: Mauritius Examination Syndicate

Table 4.24 - Cambridge Higher School Certificate Examination results by subject (Principle) and grade. 2000

| Subject | Total Examined | Total Passed | % Passed | Grade | | |
|------------------------|----------------|--------------|----------|-----------|---------|----------|
| | | | | Principle | | Ordinary |
| | | | | (A - B) | (C - E) | |
| English Literature | 386 | 380 | 98.4 | 56 | 324 | 6 |
| Divinity | 2 | 2 | 100.0 | - | 2 | - |
| Islamic Studies | 69 | 63 | 91.3 | 18 | 45 | 5 |
| Hinduism | 326 | 308 | 94.5 | 68 | 240 | 18 |
| Geography | 33 | 26 | 78.8 | 7 | 19 | 4 |
| Sociology | 115 | 87 | 75.7 | 15 | 72 | 23 |
| Economics | 1,616 | 964 | 59.7 | 190 | 774 | 463 |
| Law | 4 | 2 | 50.0 | - | 2 | 2 |
| German | 13 | 10 | 76.9 | 3 | 7 | 3 |
| French | 1,997 | 1,900 | 95.1 | 729 | 1,171 | 93 |
| Hindi | 406 | 386 | 95.1 | 131 | 255 | 18 |
| Tamil | 9 | 8 | 88.9 | 5 | 3 | 1 |
| Arabic | 7 | 5 | 71.4 | 1 | 4 | 2 |
| Urdu | 35 | 35 | 100.0 | 16 | 19 | - |
| Telugu | 5 | 5 | 100.0 | - | 5 | - |
| Mathematics | 4,296 | 3,828 | 89.1 | 1,678 | 2,150 | 395 |
| Further Maths | 3 | 3 | 100.0 | 1 | 2 | - |
| Physics | 1,611 | 1,154 | 71.6 | 331 | 823 | 374 |
| Chemistry | 2,155 | 1,458 | 67.7 | 423 | 1,035 | 589 |
| Biology | 723 | 363 | 50.2 | 84 | 279 | 177 |
| Art | 891 | 775 | 87.0 | 242 | 533 | 107 |
| Design & Technology | 33 | 33 | 100.0 | 17 | 16 | - |
| Dress & Textiles | 27 | 25 | 92.6 | 8 | 17 | 2 |
| Food studies | 118 | 105 | 89.0 | 30 | 75 | 13 |
| Design & Communication | 236 | 222 | 94.1 | 87 | 135 | 14 |
| Computing | 243 | 235 | 96.7 | 64 | 171 | 8 |
| Accounting | 3,240 | 2,222 | 68.6 | 712 | 1,510 | 887 |
| Management of Business | 807 | 478 | 59.2 | 71 | 407 | 233 |

Source: Mauritius Examination Syndicate

Table 4.24 - Cambridge Higher School Certificate Examination results by subject (Subsidiary) and grade.
2000 (cont'd)

| Subject | Total Examined | Total Passed | % Passed | Grade | | |
|--------------------------|-------------------|-----------------|-------------|------------|-------|-------|
| | | | | Subsidiary | | |
| | | | | (1-2) | (3-4) | (5-6) |
| General Paper | 6,649 | 5,392 | 81.1 | 553 | 2,477 | 2,362 |
| English Literature | 538 | 442 | 82.2 | 19 | 176 | 247 |
| Divinity | 46 | 31 | 67.4 | 9 | 9 | 13 |
| Islamic Studies | 43 | 37 | 86.0 | 6 | 18 | 13 |
| Hinduism | 152 | 128 | 84.2 | 22 | 64 | 42 |
| History | 3 | 2 | 66.7 | - | - | 2 |
| French | 3,986 | 3,894 | 97.7 | 1,344 | 1,800 | 750 |
| German | 2 | 2 | 100.0 | - | 2 | - |
| Spanish | 41 | 39 | 95.1 | 4 | 27 | 8 |
| Hindi | 164 | 155 | 94.5 | 38 | 80 | 37 |
| Arabic | 3 | 1 | 33.3 | - | 1 | - |
| Chinese | 1 | 1 | 100.0 | 1 | - | - |
| Marathi | 2 | 2 | 100.0 | 2 | - | - |
| Tamil | 3 | 3 | 100.0 | 1 | 1 | 1 |
| Urdu | 13 | 13 | 100.0 | 7 | 5 | 1 |
| Telegu | 1 | - | 0.0 | - | - | - |
| Mathematics (Calculator) | 1,028 | 377 | 36.7 | 7 | 117 | 253 |
| Biology | 212 | 165 | 77.8 | 34 | 65 | 66 |
| Art | 150 | 132 | 88.0 | 14 | 62 | 56 |
| Economics | 160 | 131 | 81.9 | 6 | 64 | 61 |
| Sociology | 72 | 32 | 44.4 | 5 | 10 | 17 |

Source: Mauritius Examination Syndicate

Table 4.25 - Cambridge Higher School Certificate Examination results - Republic of Mauritius, 1988 - 2000

| Year | Number examined | | | Number of passes | | | % of passes | | |
|------|-----------------|-------|--------|------------------|-------|--------|-------------|------|--------|
| | Both Sexes | Male | Female | Both Sexes | Male | Female | Both Sexes | Male | Female |
| 1988 | 3,870 | 2,169 | 1,701 | 2,036 | 1,108 | 928 | 52.6 | 51.1 | 54.6 |
| 1989 | 4,117 | 2,204 | 1,913 | 2,243 | 1,188 | 1,055 | 54.5 | 53.9 | 55.1 |
| 1990 | 3,980 | 2,097 | 1,883 | 2,231 | 1,148 | 1,083 | 56.1 | 54.7 | 57.5 |
| 1991 | 4,150 | 2,089 | 2,061 | 2,481 | 1,228 | 1,253 | 59.8 | 58.8 | 60.8 |
| 1992 | 4,306 | 2,210 | 2,096 | 2,311 | 1,199 | 1,112 | 53.7 | 54.3 | 53.1 |
| 1993 | 4,770 | 2,399 | 2,371 | 3,018 | 1,459 | 1,559 | 63.3 | 60.8 | 65.8 |
| 1994 | 5,009 | 2,482 | 2,527 | 3,171 | 1,546 | 1,625 | 63.3 | 62.3 | 64.3 |
| 1995 | 5,319 | 2,554 | 2,765 | 3,528 | 1,655 | 1,873 | 66.3 | 64.8 | 67.7 |
| 1996 | 5,257 | 2,515 | 2,742 | 3,619 | 1,729 | 1,890 | 68.8 | 68.7 | 68.9 |
| 1997 | 5,793 | 2,711 | 3,082 | 4,232 | 1,942 | 2,290 | 73.1 | 71.6 | 74.3 |
| 1998 | 6,128 | 2,843 | 3,285 | 4,437 | 2,067 | 2,370 | 72.4 | 72.7 | 72.1 |
| 1999 | 6,416 | 2,954 | 3,462 | 4,780 | 2,145 | 2,635 | 74.5 | 72.6 | 76.1 |
| 2000 | 6,502 | 3,152 | 3,350 | 4,703 | 2,126 | 2,577 | 72.3 | 67.4 | 76.9 |

Source: Mauritius Examination Syndicate

**TECHNICAL
&
VOCATIONAL
EDUCATION**

Table 4.26 - Vocational Education - Number of schools, pupils, staff and pupil/teacher ratio, 1998 - 2001

| Period | Total number of schools ¹ | Pupils | | | Teaching Staff | Pupil/Teacher ratio |
|----------------------------------|--------------------------------------|--------|-------|--------|----------------|---------------------|
| | | Total | Male | Female | | |
| A - Republic of Mauritius | | | | | | |
| Mar-98 | 34 | 4,641 | 3,261 | 1,380 | 270 | 17 |
| Mar-99 | 30 | 4,489 | 3,149 | 1,340 | 305 | 15 |
| Mar-00 | 25 | 4,695 | 3,344 | 1,351 | 296 | 16 |
| Mar-01 ² | 59 | 4,919 | 3,370 | 1,549 | 305 | 16 |
| B - Island of Mauritius | | | | | | |
| Mar-98 | 32 | 4,504 | 3,163 | 1,341 | 261 | 17 |
| Mar-99 | 29 | 4,339 | 3,038 | 1,301 | 297 | 15 |
| Mar-00 | 24 | 4,562 | 3,247 | 1,315 | 287 | 16 |
| Mar-01 ² | 56 | 4,731 | 3,233 | 1,498 | 292 | 16 |
| C - Island of Rodrigues | | | | | | |
| Mar-98 | 2 | 137 | 98 | 39 | 9 | 15 |
| Mar-99 | 1 | 150 | 111 | 39 | 8 | 19 |
| Mar-00 | 1 | 133 | 97 | 36 | 9 | 15 |
| Mar-01 ² | 3 | 188 | 137 | 51 | 13 | 14 |

¹ State and Private Vocational Schools

² Includes Secondary Schools providing both academic and Vocational education

Table 4.27.1- Distribution of schools offering pre-vocational education by district and administration, 2001

| District | Total | | State | | Private | |
|-----------------------|---------|----------|---------|----------|---------|----------|
| | Schools | Sections | Schools | Sections | Schools | Sections |
| Port Louis | 8 | 21 | - | - | 8 | 21 |
| Pamplemousses | 5 | 10 | 2 | 5 | 3 | 5 |
| Riviere du Rempart | 6 | 11 | 2 | 6 | 4 | 5 |
| Flacq | 5 | 9 | - | - | 5 | 9 |
| Grand Port | 4 | 15 | 2 | 7 | 2 | 8 |
| Savanne | 3 | 7 | 1 | 3 | 2 | 4 |
| Plaines Wilhems | 16 | 53 | 2 | 25 | 14 | 28 |
| Moka | 6 | 15 | 3 | 9 | 3 | 6 |
| Black River | 3 | 11 | 1 | 8 | 2 | 3 |
| Island of Mauritius | 56 | 152 | 13 | 63 | 43 | 89 |
| Island of Rodrigues | 3 | 7 | 1 | 3 | 2 | 4 |
| Republic of Mauritius | 59 | 159 | 14 | 66 | 45 | 93 |

Table 4.27.2- Distribution of schools offering pre-vocational education by region and administration, 2001

| Region | Total | | State | | Private | |
|----------------|---------|----------|---------|----------|---------|----------|
| | Schools | Sections | Schools | Sections | Schools | Sections |
| 1 - Port Louis | 13 | 29 | 2 | 3 | 11 | 26 |
| 2 - North | 8 | 15 | 3 | 9 | 5 | 6 |
| 3 - East | 9 | 22 | 2 | 8 | 7 | 14 |
| 4 - South | 7 | 22 | 3 | 10 | 4 | 12 |
| 5 - Central | 10 | 31 | 1 | 11 | 9 | 20 |
| 6 - West | 9 | 33 | 2 | 22 | 7 | 11 |
| 7 - Rodrigues | 3 | 7 | 1 | 3 | 2 | 4 |
| All Regions | 59 | 159 | 14 | 66 | 45 | 93 |

Table 4 28 1 - Enrolment in schools offering pre-vocational education by administration, district and year of study, 2001

All Schools

| District | Year of study | | | | | | | | | | | |
|--------------------|---------------|-------|-----|-------|-------|-------|-----|-------|--------|-----|-----|-------|
| | Total | | | | Male | | | | Female | | | |
| | I | II | III | Total | I | II | III | Total | I | II | III | Total |
| Port Louis | 401 | 121 | - | 522 | 281 | 121 | - | 402 | 120 | - | - | 120 |
| Pamplemousses | 265 | 113 | 51 | 429 | 196 | 91 | 38 | 325 | 69 | 22 | 13 | 104 |
| Riviere du Rempart | 263 | 181 | 223 | 667 | 171 | 122 | 162 | 455 | 92 | 59 | 61 | 212 |
| Flacq | 201 | - | - | 201 | 105 | - | - | 105 | 96 | - | - | 96 |
| Grand Port | 181 | 104 | 140 | 425 | 117 | 81 | 122 | 320 | 64 | 23 | 18 | 105 |
| Savanne | 171 | 98 | 91 | 360 | 115 | 65 | 51 | 231 | 56 | 33 | 40 | 129 |
| Plaine Wilhems | 859 | 490 | 255 | 1,604 | 579 | 337 | 104 | 1,020 | 280 | 153 | 151 | 584 |
| Moka | 170 | 127 | 32 | 329 | 88 | 95 | 19 | 202 | 82 | 32 | 13 | 127 |
| Black River | 62 | 69 | 63 | 194 | 41 | 69 | 63 | 173 | 21 | - | - | 21 |
| Isl of Mauritius | 2,573 | 1,303 | 855 | 4,731 | 1,693 | 981 | 559 | 3,233 | 880 | 322 | 296 | 1,498 |
| Isl of Rodrigues | 110 | 40 | 38 | 188 | 78 | 30 | 29 | 137 | 32 | 10 | 9 | 51 |
| Rep. of Mauritius | 2,683 | 1,343 | 893 | 4,919 | 1,771 | 1,011 | 588 | 3,370 | 912 | 332 | 305 | 1,549 |
| State | | | | | | | | | | | | |
| Port Louis | - | - | - | - | - | - | - | - | - | - | - | - |
| Pamplemousses | 146 | 113 | 51 | 310 | 115 | 91 | 38 | 244 | 31 | 22 | 13 | 66 |
| Riviere du Rempart | 152 | 181 | 223 | 556 | 110 | 122 | 162 | 394 | 42 | 59 | 61 | 162 |
| Flacq | - | - | - | - | - | - | - | - | - | - | - | - |
| Grand Port | 108 | 104 | 140 | 352 | 85 | 81 | 122 | 288 | 23 | 23 | 18 | 64 |
| Savanne | 96 | 88 | 91 | 275 | 62 | 56 | 51 | 169 | 34 | 32 | 40 | 106 |
| Plaine Wilhems | 237 | 268 | 113 | 618 | 147 | 155 | 7 | 309 | 90 | 113 | 106 | 309 |
| Moka | 92 | 122 | 32 | 246 | 45 | 90 | 19 | 154 | 47 | 32 | 13 | 92 |
| Black River | 41 | 39 | 63 | 143 | 41 | 39 | 63 | 143 | - | - | - | - |
| Isl. of Mauritius | 872 | 915 | 713 | 2,500 | 605 | 634 | 462 | 1,701 | 267 | 281 | 251 | 799 |
| Isl. of Rodrigues | 43 | 40 | 38 | 121 | 31 | 30 | 29 | 90 | 12 | 10 | 9 | 31 |
| Rep. of Mauritius | 915 | 955 | 751 | 2,621 | 636 | 664 | 491 | 1,791 | 279 | 291 | 260 | 830 |
| Private | | | | | | | | | | | | |
| Port Louis | 401 | 121 | - | 522 | 281 | 121 | - | 402 | 120 | - | - | 120 |
| Pamplemousses | 119 | - | - | 119 | 81 | - | - | 81 | 38 | - | - | 38 |
| Riviere du Rempart | 111 | - | - | 111 | 61 | - | - | 61 | 50 | - | - | 50 |
| Flacq | 201 | - | - | 201 | 105 | - | - | 105 | 96 | - | - | 96 |
| Grand Port | 73 | - | - | 73 | 32 | - | - | 32 | 41 | - | - | 41 |
| Savanne | 75 | 10 | - | 85 | 53 | 9 | - | 62 | 22 | 1 | - | 23 |
| Plaine Wilhems | 622 | 222 | 142 | 986 | 432 | 182 | 97 | 711 | 190 | 40 | 45 | 275 |
| Moka | 78 | 5 | - | 83 | 43 | 5 | - | 48 | 35 | - | - | 35 |
| Black River | 21 | 30 | - | 51 | - | 30 | - | 30 | 21 | - | - | 21 |
| Isl. of Mauritius | 1,701 | 388 | 142 | 2,231 | 1,088 | 347 | 97 | 1,532 | 613 | 41 | 45 | 699 |
| Isl. of Rodrigues | 67 | - | - | 67 | 47 | - | - | 47 | 20 | - | - | 20 |
| Rep. of Mauritius | 1,768 | 388 | 142 | 2,298 | 1,135 | 347 | 97 | 1,579 | 633 | 41 | 45 | 719 |

Table 4.28.2 - Enrolment in schools offering pre-vocational education by administration, region, and year of study, 2001

All Schools

| Region | Year of study | | | | | | | | | | | |
|--------------------|---------------|--------------|------------|--------------|--------------|--------------|------------|--------------|------------|------------|------------|--------------|
| | Total | | | | Male | | | | Female | | | |
| | I | II | III | Total | I | II | III | Total | I | II | III | Total |
| 1 - Port Louis | 571 | 121 | - | 692 | 377 | 121 | - | 498 | 194 | - | - | 194 |
| 2 - North | 401 | 294 | 274 | 969 | 271 | 213 | 200 | 684 | 130 | 81 | 74 | 285 |
| 3 - East | 328 | 127 | 32 | 487 | 193 | 95 | 19 | 307 | 135 | 32 | 13 | 180 |
| 4 - South | 352 | 202 | 231 | 785 | 232 | 146 | 173 | 551 | 120 | 56 | 58 | 234 |
| 5 - Central | 561 | 380 | 156 | 1,097 | 441 | 287 | 104 | 832 | 120 | 93 | 52 | 265 |
| 6 - West | 360 | 179 | 162 | 701 | 179 | 119 | 63 | 361 | 181 | 60 | 99 | 340 |
| 7 - Rodrigues | 110 | 40 | 38 | 188 | 78 | 30 | 29 | 137 | 32 | 10 | 9 | 51 |
| All Regions | 2,683 | 1,343 | 893 | 4,919 | 1,771 | 1,011 | 588 | 3,370 | 912 | 332 | 305 | 1,549 |
| State | | | | | | | | | | | | |
| 1 - Port Louis | 55 | - | - | 55 | 37 | - | - | 37 | 18 | - | - | 18 |
| 2 - North | 261 | 294 | 274 | 829 | 188 | 213 | 200 | 601 | 73 | 81 | 74 | 228 |
| 3 - East | 74 | 122 | 32 | 228 | 45 | 90 | 19 | 154 | 29 | 32 | 13 | 74 |
| 4 - South | 204 | 192 | 231 | 627 | 147 | 137 | 173 | 457 | 57 | 55 | 58 | 170 |
| 5 - Central | 100 | 180 | 14 | 294 | 76 | 127 | 7 | 210 | 24 | 53 | 7 | 84 |
| 6 - West | 178 | 127 | 162 | 467 | 112 | 67 | 63 | 242 | 66 | 60 | 99 | 225 |
| 7 - Rodrigues | 43 | 40 | 38 | 121 | 31 | 30 | 29 | 90 | 12 | 10 | 9 | 31 |
| All Regions | 915 | 955 | 751 | 2,621 | 636 | 664 | 491 | 1,791 | 279 | 291 | 260 | 830 |
| Private | | | | | | | | | | | | |
| 1 - Port Louis | 516 | 121 | - | 637 | 340 | 121 | - | 461 | 176 | - | - | 176 |
| 2 - North | 140 | - | - | 140 | 83 | - | - | 83 | 57 | - | - | 57 |
| 3 - East | 254 | 5 | - | 259 | 148 | 5 | - | 153 | 106 | - | - | 106 |
| 4 - South | 148 | 10 | - | 158 | 85 | 9 | - | 94 | 63 | 1 | - | 64 |
| 5 - Central | 461 | 200 | 142 | 803 | 365 | 160 | 97 | 622 | 96 | 40 | 45 | 181 |
| 6 - West | 182 | 52 | - | 234 | 67 | 52 | - | 119 | 115 | - | - | 115 |
| 7 - Rodrigues | 67 | - | - | 67 | 47 | - | - | 47 | 20 | - | - | 20 |
| All Regions | 1,768 | 388 | 142 | 2,298 | 1,135 | 347 | 97 | 1,579 | 633 | 41 | 45 | 719 |

Table 4.29 - Enrolment in schools offering pre-vocational education by administration, age, gender and year of study, 2001

Republic of Mauritius

All schools

| Age (in years) | Year of study | | | | | | | | | | | |
|-------------------|---------------|--------------|------------|--------------|--------------|--------------|------------|--------------|------------|------------|------------|--------------|
| | Total | | | | Male | | | | Female | | | |
| | I | II | III | Total | I | II | III | Total | I | II | III | Total |
| 11 | 25 | - | 1 | 26 | 12 | - | - | 12 | 13 | - | 1 | 14 |
| 12 | 1,441 | 101 | 3 | 1,545 | 918 | 74 | - | 992 | 523 | 27 | 3 | 553 |
| 13 | 811 | 691 | 44 | 1,546 | 542 | 493 | 28 | 1,063 | 269 | 198 | 16 | 483 |
| 14 | 152 | 305 | 517 | 974 | 103 | 213 | 351 | 667 | 49 | 92 | 166 | 307 |
| 15 | 55 | 67 | 297 | 419 | 47 | 53 | 190 | 290 | 8 | 14 | 107 | 129 |
| 16 | 60 | 47 | 23 | 130 | 52 | 46 | 11 | 109 | 8 | 1 | 12 | 21 |
| 17 & Over | 139 | 132 | 8 | 279 | 97 | 132 | 8 | 237 | 42 | - | - | 42 |
| Total | 2,683 | 1,343 | 893 | 4,919 | 1,771 | 1,011 | 588 | 3,370 | 912 | 332 | 305 | 1,549 |
| State | | | | | | | | | | | | |
| 11 | 6 | - | - | 6 | 2 | - | - | 2 | 4 | - | - | 4 |
| 12 | 654 | 97 | - | 751 | 455 | 74 | - | 529 | 199 | 23 | - | 222 |
| 13 | 245 | 564 | 35 | 844 | 174 | 386 | 28 | 588 | 71 | 178 | 7 | 256 |
| 14 | 10 | 263 | 431 | 704 | 5 | 182 | 276 | 463 | 5 | 81 | 155 | 241 |
| 15 | - | 31 | 266 | 297 | - | 22 | 175 | 197 | - | 9 | 91 | 100 |
| 16 | - | - | 18 | 18 | - | - | 11 | 11 | - | - | 7 | 7 |
| 17 & Over | - | - | 1 | 1 | - | - | 1 | 1 | - | - | - | - |
| Total | 915 | 955 | 751 | 2,621 | 636 | 664 | 491 | 1,791 | 279 | 291 | 260 | 830 |
| Private | | | | | | | | | | | | |
| 11 | 19 | - | 1 | 20 | 10 | - | - | 10 | 9 | - | 1 | 10 |
| 12 | 787 | 4 | 3 | 794 | 463 | - | - | 463 | 324 | 4 | 3 | 331 |
| 13 | 566 | 127 | 9 | 702 | 368 | 107 | - | 475 | 198 | 20 | 9 | 227 |
| 14 | 142 | 42 | 86 | 270 | 98 | 31 | 75 | 204 | 44 | 11 | 11 | 66 |
| 15 | 55 | 36 | 31 | 122 | 47 | 31 | 15 | 93 | 8 | 5 | 16 | 29 |
| 16 | 60 | 47 | 5 | 112 | 52 | 46 | - | 98 | 8 | 1 | 5 | 14 |
| 17 & Over | 139 | 132 | 7 | 278 | 97 | 132 | 7 | 236 | 42 | - | - | 42 |
| Total | 1,768 | 388 | 142 | 2,298 | 1,135 | 347 | 97 | 1,579 | 633 | 41 | 45 | 719 |

Table 4.30 - Enrolment in schools offering pre-vocational education by administration, age, gender and year of study, 2001

Island of Mauritius

All schools

| Age (in years) | Year of study | | | | | | | | | | | |
|-------------------|---------------|--------------|------------|--------------|--------------|------------|------------|--------------|------------|------------|------------|--------------|
| | Total | | | | Male | | | | Female | | | |
| | I | II | III | Total | I | II | III | Total | I | II | III | Total |
| 11 | 25 | - | 1 | 26 | 12 | - | - | 12 | 13 | - | 1 | 14 |
| 12 | 1,385 | 101 | 3 | 1,489 | 876 | 74 | - | 950 | 509 | 27 | 3 | 539 |
| 13 | 759 | 691 | 44 | 1,494 | 507 | 493 | 28 | 1,028 | 252 | 198 | 16 | 466 |
| 14 | 150 | 296 | 512 | 958 | 102 | 205 | 349 | 656 | 48 | 91 | 163 | 302 |
| 15 | 55 | 36 | 265 | 356 | 47 | 31 | 164 | 242 | 8 | 5 | 101 | 114 |
| 16 | 60 | 47 | 22 | 129 | 52 | 46 | 10 | 108 | 8 | 1 | 12 | 21 |
| 17 & Over | 139 | 132 | 8 | 279 | 97 | 132 | 8 | 237 | 42 | - | - | 42 |
| Total | 2,573 | 1,303 | 855 | 4,731 | 1,693 | 981 | 559 | 3,233 | 880 | 322 | 296 | 1,498 |
| State | | | | | | | | | | | | |
| 11 | 6 | - | - | 6 | 2 | - | - | 2 | 4 | - | - | 4 |
| 12 | 621 | 97 | - | 718 | 431 | 74 | - | 505 | 190 | 23 | - | 213 |
| 13 | 235 | 564 | 35 | 834 | 167 | 386 | 28 | 581 | 68 | 178 | 7 | 253 |
| 14 | 10 | 254 | 426 | 690 | 5 | 174 | 274 | 453 | 5 | 80 | 152 | 237 |
| 15 | - | - | 234 | 234 | - | - | 149 | 149 | - | - | 85 | 85 |
| 16 | - | - | 17 | 17 | - | - | 10 | 10 | - | - | 7 | 7 |
| 17 & Over | - | - | 1 | 1 | - | - | 1 | 1 | - | - | - | - |
| Total | 872 | 915 | 713 | 2,500 | 605 | 634 | 462 | 1,701 | 267 | 281 | 251 | 799 |
| Private | | | | | | | | | | | | |
| 11 | 19 | - | 1 | 20 | 10 | - | - | 10 | 9 | - | 1 | 10 |
| 12 | 764 | 4 | 3 | 771 | 445 | - | - | 445 | 319 | 4 | 3 | 326 |
| 13 | 524 | 127 | 9 | 660 | 340 | 107 | - | 447 | 184 | 20 | 9 | 213 |
| 14 | 140 | 42 | 86 | 268 | 97 | 31 | 75 | 203 | 43 | 11 | 11 | 65 |
| 15 | 55 | 36 | 31 | 122 | 47 | 31 | 15 | 93 | 8 | 5 | 16 | 29 |
| 16 | 60 | 47 | 5 | 112 | 52 | 46 | - | 98 | 8 | 1 | 5 | 14 |
| 17 & Over | 139 | 132 | 7 | 278 | 97 | 132 | 7 | 236 | 42 | - | - | 42 |
| Total | 1,701 | 388 | 142 | 2,231 | 1,088 | 347 | 97 | 1,532 | 613 | 41 | 45 | 699 |

Table 4.31 - Enrolment in schools offering pre-vocational education by administration, age, gender and year of study, 2001

Island of Rodrigues

All schools

| Age (in years) | Year of study | | | | | | | | | | | | |
|-------------------|---------------|-----------|-----------|------------|-----------|-----------|-----------|------------|-----------|-----------|----------|-----------|---|
| | Total | | | | Male | | | | Female | | | | |
| | I | II | III | Total | I | II | III | Total | I | II | III | Total | |
| 11 | - | - | - | - | - | - | - | - | - | - | - | - | - |
| 12 | 56 | - | - | 56 | 42 | - | - | 42 | 14 | - | - | 14 | |
| 13 | 52 | - | - | 52 | 35 | - | - | 35 | 17 | - | - | 17 | |
| 14 | 2 | 9 | 5 | 16 | 1 | 8 | 2 | 11 | 1 | 1 | 3 | 5 | |
| 15 | - | 31 | 32 | 63 | - | 22 | 26 | 48 | - | 9 | 6 | 15 | |
| 16 | - | - | 1 | 1 | - | - | 1 | 1 | - | - | - | - | |
| 17 & Over | - | - | - | - | - | - | - | - | - | - | - | - | |
| Total | 110 | 40 | 38 | 188 | 78 | 30 | 29 | 137 | 32 | 10 | 9 | 51 | |
| State | | | | | | | | | | | | | |
| 11 | - | - | - | - | - | - | - | - | - | - | - | - | |
| 12 | 33 | - | - | 33 | 24 | - | - | 24 | 9 | - | - | 9 | |
| 13 | 10 | - | - | 10 | 7 | - | - | 7 | 3 | - | - | 3 | |
| 14 | - | 9 | 5 | 14 | - | 8 | 2 | 10 | - | 1 | 3 | 4 | |
| 15 | - | 31 | 32 | 63 | - | 22 | 26 | 48 | - | 9 | 6 | 15 | |
| 16 | - | - | 1 | 1 | - | - | 1 | 1 | - | - | - | - | |
| 17 & Over | - | - | - | - | - | - | - | - | - | - | - | - | |
| Total | 43 | 40 | 38 | 121 | 31 | 30 | 29 | 90 | 12 | 10 | 9 | 31 | |
| Private | | | | | | | | | | | | | |
| 11 | - | - | - | - | - | - | - | - | - | - | - | - | |
| 12 | 23 | - | - | 23 | 18 | - | - | 18 | 5 | - | - | 5 | |
| 13 | 42 | - | - | 42 | 28 | - | - | 28 | 14 | - | - | 14 | |
| 14 | 2 | - | - | 2 | 1 | - | - | 1 | 1 | - | - | 1 | |
| 15 | - | - | - | - | - | - | - | - | - | - | - | - | |
| 16 | - | - | - | - | - | - | - | - | - | - | - | - | |
| 16 & Over | - | - | - | - | - | - | - | - | - | - | - | - | |
| Total | 67 | - | - | 67 | 47 | - | - | 47 | 20 | - | - | 20 | |

Table 4.32.1 - Enrolment in schools offering pre-vocational education by year of study and gender, 1999 - 2001

| Year of study | 1999 | | | 2000 | | | 2001 | | |
|------------------------------|--------------|--------------|--------------|--------------|--------------|--------------|--------------|--------------|--------------|
| | Total | Male | Female | Total | Male | Female | Total | Male | Female |
| Republic of Mauritius | | | | | | | | | |
| I | 1,968 | 1,364 | 604 | 1,872 | 1,319 | 553 | 2,683 | 1,771 | 912 |
| II | 1,934 | 1,344 | 590 | 1,506 | 1,100 | 406 | 1,343 | 1,011 | 332 |
| III | 587 | 441 | 146 | 1,317 | 925 | 392 | 893 | 588 | 305 |
| Total | 4,489 | 3,149 | 1,340 | 4,695 | 3,344 | 1,351 | 4,919 | 3,370 | 1,549 |
| Island of Mauritius | | | | | | | | | |
| I | 1,915 | 1,327 | 588 | 1,822 | 1,282 | 540 | 2,573 | 1,693 | 880 |
| II | 1,883 | 1,307 | 576 | 1,461 | 1,067 | 394 | 1,303 | 981 | 322 |
| III | 541 | 404 | 137 | 1,279 | 898 | 381 | 855 | 559 | 296 |
| Total | 4,339 | 3,038 | 1,301 | 4,562 | 3,247 | 1,315 | 4,731 | 3,233 | 1,498 |
| Island of Rodrigues | | | | | | | | | |
| I | 53 | 37 | 16 | 50 | 37 | 13 | 110 | 78 | 32 |
| II | 51 | 37 | 14 | 45 | 33 | 12 | 40 | 30 | 10 |
| III | 46 | 37 | 9 | 38 | 27 | 11 | 38 | 29 | 9 |
| Total | 150 | 111 | 39 | 133 | 97 | 36 | 188 | 137 | 51 |

Table 4.32.2 - Enrolment in schools offering pre-vocational education by administration, gender and year of study, 1999 - 2001

Republic of Mauritius

| Year of study | 1999 | | | 2000 | | | 2001 | | |
|--------------------|--------------|--------------|--------------|--------------|--------------|--------------|--------------|--------------|--------------|
| | Total | Male | Female | Total | Male | Female | Total | Male | Female |
| All schools | | | | | | | | | |
| I | 1,968 | 1,364 | 604 | 1,872 | 1,319 | 553 | 2,683 | 1,771 | 912 |
| II | 1,934 | 1,344 | 590 | 1,506 | 1,100 | 406 | 1,343 | 1,011 | 332 |
| III | 587 | 441 | 146 | 1,317 | 925 | 392 | 893 | 588 | 305 |
| Total | 4,489 | 3,149 | 1,340 | 4,695 | 3,344 | 1,351 | 4,919 | 3,370 | 1,549 |
| State | | | | | | | | | |
| I | 1,314 | 905 | 409 | 1,249 | 861 | 388 | 915 | 636 | 279 |
| II | 1,660 | 1,134 | 526 | 1,146 | 792 | 354 | 955 | 664 | 291 |
| III | 397 | 298 | 99 | 1,187 | 816 | 371 | 751 | 491 | 260 |
| Total | 3,371 | 2,337 | 1,034 | 3,582 | 2,469 | 1,113 | 2,621 | 1,791 | 830 |
| Private | | | | | | | | | |
| I | 654 | 459 | 195 | 623 | 458 | 165 | 1,768 | 1,135 | 633 |
| II | 274 | 210 | 64 | 360 | 308 | 52 | 388 | 347 | 41 |
| III | 190 | 143 | 47 | 130 | 109 | 21 | 142 | 97 | 45 |
| Total | 1,118 | 812 | 306 | 1,113 | 875 | 238 | 2,298 | 1,579 | 719 |

Table 4.33 - Teaching staff in schools offering pre-vocational education by age and gender, 2001

| Age (in years) | Republic of Mauritius | | | Island of Mauritius | | | Island of Rodrigues | | |
|--------------------|-----------------------|------------|------------|---------------------|------------|------------|---------------------|----------|----------|
| | Total | Male | Female | Total | Male | Female | Total | Male | Female |
| Under 25 | 64 | 18 | 46 | 62 | 17 | 45 | 2 | 1 | 1 |
| 25 - 29 | 66 | 28 | 38 | 61 | 27 | 34 | 5 | 1 | 4 |
| 30 - 34 | 46 | 31 | 15 | 43 | 29 | 14 | 3 | 2 | 1 |
| 35 - 39 | 28 | 20 | 8 | 28 | 20 | 8 | - | - | - |
| 40 - 44 | 44 | 20 | 24 | 42 | 19 | 23 | 2 | 1 | 1 |
| 45 - 49 | 24 | 17 | 7 | 23 | 16 | 7 | 1 | 1 | - |
| 50 - 54 | 20 | 12 | 8 | 20 | 12 | 8 | - | - | - |
| 55 - 59 | 7 | 5 | 2 | 7 | 5 | 2 | - | - | - |
| 60 & over | 5 | 2 | 3 | 5 | 2 | 3 | - | - | - |
| Not stated | 1 | - | 1 | 1 | - | 1 | - | - | - |
| Total | 305 | 153 | 152 | 292 | 147 | 145 | 13 | 6 | 7 |

Table 4.34.1 - Teaching staff in schools offering pre-vocational education by district, administration and gender, 2001

| District | All schools | | | State schools | | | Private schools | | |
|-----------------------|-------------|------|--------|---------------|------|--------|-----------------|------|--------|
| | Total | Male | Female | Total | Male | Female | Total | Male | Female |
| Port Louis | 42 | 24 | 18 | - | - | - | 42 | 24 | 18 |
| Pamplemousses | 32 | 13 | 19 | 25 | 12 | 13 | 7 | 1 | 6 |
| Riv. du Rempart | 26 | 16 | 10 | 21 | 15 | 6 | 5 | 1 | 4 |
| Flacq | 13 | 5 | 8 | - | - | - | 13 | 5 | 8 |
| Grand Port | 30 | 16 | 14 | 26 | 15 | 11 | 4 | 1 | 3 |
| Savanne | 6 | 3 | 3 | - | - | - | 6 | 3 | 3 |
| Plaine Wilhems | 95 | 42 | 53 | 42 | 19 | 23 | 53 | 23 | 30 |
| Moka | 27 | 17 | 10 | 21 | 14 | 7 | 6 | 3 | 3 |
| Black River | 21 | 11 | 10 | 15 | 7 | 8 | 6 | 4 | 2 |
| Island of Mauritius | 292 | 147 | 145 | 150 | 82 | 68 | 142 | 65 | 77 |
| Island of Rodrigues | 13 | 6 | 7 | 10 | 6 | 4 | 3 | - | 3 |
| Republic of Mauritius | 305 | 153 | 152 | 160 | 88 | 72 | 145 | 65 | 80 |

Table 4.34.2 - Teaching staff in schools offering pre-vocational education by region, administration and gender, 2001

| Region | All schools | | | State schools | | | Private schools | | |
|--------------------|-------------|------------|------------|---------------|-----------|-----------|-----------------|-----------|-----------|
| | Total | Male | Female | Total | Male | Female | Total | Male | Female |
| 1 - Port Louis | 53 | 26 | 27 | 4 | 2 | 2 | 49 | 24 | 25 |
| 2 - North | 52 | 30 | 22 | 44 | 26 | 18 | 8 | 4 | 4 |
| 3 - East | 37 | 21 | 16 | 19 | 13 | 6 | 18 | 8 | 10 |
| 4 - South | 36 | 19 | 17 | 26 | 15 | 11 | 10 | 4 | 6 |
| 5 - Central | 59 | 23 | 36 | 18 | 8 | 10 | 41 | 15 | 26 |
| 6 - West | 55 | 28 | 27 | 39 | 18 | 21 | 16 | 10 | 6 |
| 7 - Rodrigues | 13 | 6 | 7 | 10 | 6 | 4 | 3 | - | 3 |
| All Regions | 305 | 153 | 152 | 160 | 88 | 72 | 145 | 65 | 80 |

Table 4.35 1 - Teaching staff in schools offering pre-vocational education by gender, district and highest academic qualification, 2001

| District | Highest academic qualification | | | | | | Total |
|-----------------------|----------------------------------|---|------------------------|--------------|---------------|------------|-------|
| | Secondary | | Tertiary | | | Not Stated | |
| | School Certificate or equivalent | Higher School Certificate or equivalent | Certificate or Diploma | First Degree | Post Graduate | | |
| Total | | | | | | | |
| Port Louis | 10 | 4 | 18 | 5 | - | 5 | 42 |
| Pamplemousses | 2 | 18 | 4 | 6 | 2 | - | 32 |
| Riviere du Rempart | 1 | 8 | 9 | 8 | - | - | 26 |
| Flacq | 4 | 9 | - | - | - | - | 13 |
| Grand Port | 3 | 16 | 2 | 9 | - | - | 30 |
| Savanne | 2 | 4 | - | - | - | - | 6 |
| Plaines Wilhems | 24 | 38 | 18 | 12 | 1 | 2 | 95 |
| Moka | 3 | 6 | 11 | 7 | - | - | 27 |
| Black River | 4 | 9 | 3 | 5 | - | - | 21 |
| Island of Mauritius | 53 | 112 | 65 | 52 | 3 | 7 | 292 |
| Island of Rodrigues | 7 | - | - | 1 | - | 5 | 13 |
| Republic of Mauritius | 60 | 112 | 65 | 53 | 3 | 12 | 305 |
| Male | | | | | | | |
| Port Louis | 4 | 2 | 11 | 3 | - | 4 | 24 |
| Pamplemousses | - | 5 | 3 | 4 | 1 | - | 13 |
| Riviere du Rempart | 1 | 3 | 5 | 7 | - | - | 16 |
| Flacq | 1 | 4 | - | - | - | - | 5 |
| Grand Port | 2 | 7 | 1 | 6 | - | - | 16 |
| Savanne | 2 | 1 | - | - | - | - | 3 |
| Plaines Wilhems | 8 | 16 | 10 | 7 | - | 1 | 42 |
| Moka | 2 | 2 | 9 | 4 | - | - | 17 |
| Black River | 3 | 3 | 3 | 2 | - | - | 11 |
| Island of Mauritius | 23 | 43 | 42 | 33 | 1 | 5 | 147 |
| Island of Rodrigues | 4 | - | - | - | - | 2 | 6 |
| Republic of Mauritius | 27 | 43 | 42 | 33 | 1 | 7 | 153 |
| Female | | | | | | | |
| Port Louis | 6 | 2 | 7 | 2 | - | 1 | 18 |
| Pamplemousses | 2 | 13 | 1 | 2 | 1 | - | 19 |
| Riviere du Rempart | - | 5 | 4 | 1 | - | - | 10 |
| Flacq | 3 | 5 | - | - | - | - | 8 |
| Grand Port | 1 | 9 | 1 | 3 | - | - | 14 |
| Savanne | - | 3 | - | - | - | - | 3 |
| Plaines Wilhems | 16 | 22 | 8 | 5 | 1 | 1 | 53 |
| Moka | 1 | 4 | 2 | 3 | - | - | 10 |
| Black River | 1 | 6 | - | 3 | - | - | 10 |
| Island of Mauritius | 30 | 69 | 23 | 19 | 2 | 2 | 145 |
| Island of Rodrigues | 3 | - | - | 1 | - | 3 | 7 |
| Republic of Mauritius | 33 | 69 | 23 | 20 | 2 | 5 | 152 |

Table 4.35 2 - Teaching staff in schools offering pre-vocational education by gender, region and highest academic qualification, 2001

| Region | Highest academic qualification | | | | | | |
|----------------|----------------------------------|---|------------------------|--------------|---------------|------------|-------|
| | Secondary | | Tertiary | | | Not Stated | Total |
| | School Certificate or equivalent | Higher School Certificate or equivalent | Certificate or Diploma | First Degree | Post Graduate | | |
| Total | | | | | | | |
| 1 - Port Louis | 12 | 11 | 18 | 6 | 1 | 5 | 53 |
| 2 - North | 1 | 22 | 14 | 14 | 1 | - | 52 |
| 3 - East | 7 | 13 | 11 | 6 | - | - | 37 |
| 4 - South | 5 | 20 | 2 | 9 | - | - | 36 |
| 5 - Central | 17 | 24 | 9 | 8 | - | 1 | 59 |
| 6 - West | 11 | 22 | 11 | 9 | 1 | 1 | 55 |
| 7 - Rodrigues | 7 | - | - | 1 | - | 5 | 13 |
| All Regions | 60 | 112 | 65 | 53 | 3 | 12 | 305 |
| Male | | | | | | | |
| 1 - Port Louis | 4 | 3 | 11 | 4 | - | 4 | 26 |
| 2 - North | 1 | 8 | 9 | 11 | 1 | - | 30 |
| 3 - East | 3 | 6 | 9 | 3 | - | - | 21 |
| 4 - South | 4 | 8 | 1 | 6 | - | - | 19 |
| 5 - Central | 4 | 9 | 5 | 5 | - | - | 23 |
| 6 - West | 7 | 9 | 7 | 4 | - | 1 | 28 |
| 7 - Rodrigues | 4 | - | - | - | - | 2 | 6 |
| All Regions | 27 | 43 | 42 | 33 | 1 | 7 | 153 |
| Female | | | | | | | |
| 1 - Port Louis | 8 | 8 | 7 | 2 | 1 | 1 | 27 |
| 2 - North | - | 14 | 5 | 3 | - | - | 22 |
| 3 - East | 4 | 7 | 2 | 3 | - | - | 16 |
| 4 - South | 1 | 12 | 1 | 3 | - | - | 17 |
| 5 - Central | 13 | 15 | 4 | 3 | - | 1 | 36 |
| 6 - West | 4 | 13 | 4 | 5 | 1 | - | 27 |
| 7 - Rodrigues | 3 | - | - | 1 | - | 3 | 7 |
| All Regions | 33 | 69 | 23 | 20 | 2 | 5 | 152 |

Table 4.36 - Number enrolled in Industrial and Vocational Training Centres, 2000

| Mode of Study | Full Time | Part Time | Apprenticeship | Total |
|---------------|-----------|-----------|----------------|-------|
| Male | 1,086 | 2,976 | 622 | 4,684 |
| Female | 208 | 472 | 86 | 766 |
| Total | 1,294 | 3,448 | 708 | 5,450 |

Table 4.37 - Number enrolled in Industrial and Vocational Training Centres by course level (Full Time). 1999 - 2000

| Course level | No. enrolled | |
|------------------------------------|--------------|-------|
| | 1999 | 2000 |
| National Trade Certificate Level 3 | 1,088 | 829 |
| National Trade Certificate Level 2 | 391 | 304 |
| Diploma | 96 | 92 |
| Higher National Diploma | 70 | 69 |
| Total | 1,645 | 1,294 |

Table 4.38 - Number Trained by IVTB registered Private Training Institutions by field - 2000

| Field | No. trained | | |
|------------------------------|-------------|--------|--------|
| | Male | Female | Total |
| Information Technology | 10,034 | 7,169 | 17,203 |
| Management | 8,655 | 2,855 | 11,510 |
| Hotel and Tourism | 4,066 | 824 | 4,890 |
| Engineering | 1,887 | 20 | 1,907 |
| Beauty Care and Hairdressing | 168 | 288 | 456 |
| Agriculture | 477 | - | 477 |
| Textile | 195 | 385 | 580 |
| Office Skills | 67 | 501 | 568 |
| Others | 1,472 | 805 | 2,277 |
| Total | 27,021 | 12,847 | 39,868 |

**POST-SECONDARY
EDUCATION**

Table 5.1 - University of Mauritius - Enrolment, admission and output by course level and faculty

| Course Level | Faculty of Agriculture | | Faculty of Engineering | | Faculty of Law and Management | | Faculty of Science | | Faculty of Social Studies & Humanities | | All Faculties | |
|---------------------------|------------------------|-----------|------------------------|-----------|-------------------------------|-----------|------------------------|-----------|--|-----------|------------------------|-----------|
| | 2000/2001 ¹ | 2001/2002 | 2000/2001 ² | 2001/2002 | 2000/2001 ² | 2001/2002 | 2000/2001 ² | 2001/2002 | 2000/2001 ² | 2001/2002 | 2000/2001 ² | 2001/2002 |
| Total Enrolment | | | | | | | | | | | | |
| M Phil/PHD | 12 | 15 | 30 | 29 | 10 | 11 | 45 | 43 | 11 | 17 | 108 | 115 |
| Master Degree | 18 | - | 98 | 147 | 148 | 122 | 32 | 22 | 57 | 62 | 353 | 353 |
| Degree | 359 | 222 | 1,235 | 1,338 | 1,028 | 1,118 | 705 | 736 | 562 | 852 | 3,889 | 4,266 |
| Diploma/ Degree | - | - | - | - | - | - | - | - | 230 | - | 230 | - |
| Diploma | 4 | - | 52 | - | 69 | 50 | 43 | 67 | 73 | 59 | 241 | 176 |
| Certificate | 68 | 26 | - | 22 | 35 | 57 | 6 | 4 | - | - | 109 | 109 |
| Total | 461 | 263 | 1,415 | 1,536 | 1,290 | 1,358 | 831 | 872 | 933 | 990 | 4,930 | 5,019 |
| New Admissions | | | | | | | | | | | | |
| M Phil/PHD | - | - | - | - | 2 | - | - | - | - | - | 2 | - |
| Master Degree | - | - | 31 | 82 | 108 | 41 | 24 | - | 57 | 10 | 220 | 133 |
| Degree | 96 | 30 | 370 | 403 | 290 | 401 | 274 | 272 | 222 | 337 | 1,252 | 1,443 |
| Diploma/ Degree | - | - | - | - | - | - | - | - | 61 | - | 61 | - |
| Diploma | - | - | - | - | 15 | 37 | - | 37 | 19 | 20 | 34 | 94 |
| Certificate | - | 26 | - | 22 | - | 57 | - | 4 | - | - | - | 109 |
| Total | 96 | 56 | 401 | 507 | 415 | 536 | 298 | 313 | 359 | 367 | 1,569 | 1,779 |
| Output¹ | | | | | | | | | | | | |
| M Phil/PHD | 4 | - | 3 | 2 | - | 1 | 5 | 5 | 2 | - | 14 | 8 |
| Master Degree | - | 15 | 14 | - | 61 | 53 | 3 | 2 | 13 | - | 91 | 70 |
| Degree | 38 | 150 | 144 | 219 | 99 | 167 | 146 | 155 | 213 | 194 | 640 | 885 |
| Diploma | 11 | 4 | 51 | 40 | 23 | 100 | 28 | 14 | 68 | 43 | 181 | 201 |
| Certificate | 71 | 12 | 11 | - | 52 | 19 | 29 | - | - | - | 163 | 31 |
| Total | 124 | 181 | 223 | 261 | 235 | 340 | 211 | 176 | 296 | 237 | 1,089 | 1,195 |

Source: University of Mauritius

¹ Excludes students from MIE and MGI

² Revised

Table 5.2 - University of Mauritius - Enrolment by course level, faculty and gender (including new admissions), 2001/2002

| Course Level | Faculty of Agriculture | | | Faculty of Engineering | | | Faculty of Law and Management | | | Faculty of Science | | | Faculty of Social Studies and Humanities | | | All Faculties | | |
|---------------|------------------------|-----|-----|------------------------|-----|-------|-------------------------------|-----|-------|--------------------|-----|-----|--|-----|-----|---------------|-------|-------|
| | M | F | T | M | F | T | M | F | T | M | F | T | M | F | T | M | F | T |
| M Phil / PHD | 5 | 10 | 15 | 26 | 3 | 29 | 3 | 8 | 11 | 25 | 18 | 43 | 11 | 6 | 17 | 70 | 45 | 115 |
| Master Degree | - | - | - | 88 | 59 | 147 | 91 | 31 | 122 | 9 | 13 | 22 | 15 | 47 | 62 | 203 | 150 | 353 |
| Degree | 104 | 118 | 222 | 962 | 376 | 1,338 | 573 | 545 | 1,118 | 322 | 414 | 736 | 268 | 584 | 852 | 2,229 | 2,037 | 4,266 |
| Diploma | - | - | - | - | - | - | 31 | 19 | 50 | 48 | 19 | 67 | 20 | 39 | 59 | 99 | 77 | 176 |
| Certificate | 25 | 1 | 26 | 21 | 1 | 22 | 38 | 19 | 57 | 4 | - | 4 | - | - | - | 88 | 21 | 109 |
| Total | 134 | 129 | 263 | 1,097 | 439 | 1,536 | 736 | 622 | 1,358 | 408 | 464 | 872 | 314 | 676 | 990 | 2,689 | 2,330 | 5,019 |
| Full - Time | 83 | 118 | 201 | 922 | 361 | 1,283 | 277 | 414 | 691 | 282 | 337 | 619 | 165 | 397 | 562 | 1,729 | 1,627 | 3,356 |
| Part - Time | 51 | 11 | 62 | 175 | 78 | 253 | 459 | 208 | 667 | 126 | 127 | 253 | 149 | 279 | 428 | 960 | 703 | 1,663 |
| Total | 134 | 129 | 263 | 1,097 | 439 | 1,536 | 736 | 622 | 1,358 | 408 | 464 | 872 | 314 | 676 | 990 | 2,689 | 2,330 | 5,019 |

Table 5.3 - University of Mauritius - Enrolment by course level, faculty, gender and year of study, 2001/2002

| Faculty & Course Level | Yr I | | Yr II | | Yr III | | Yr IV | | Total | |
|--|--------------|------------|--------------|------------|--------------|------------|------------|------------|--------------|--------------|
| | T | F | T | F | T | F | T | F | T | F |
| Agriculture | | | | | | | | | | |
| M Phil/PHD | - | - | - | - | - | - | 15 | 10 | 15 | 10 |
| Master Degree | - | - | - | - | - | - | - | - | - | - |
| Degree | 30 | 8 | 81 | 43 | 111 | 67 | - | - | 222 | 118 |
| Diploma | - | - | - | - | - | - | - | - | - | - |
| Certificate | 26 | 1 | - | - | - | - | - | - | 26 | 1 |
| Total | 56 | 9 | 81 | 43 | 111 | 67 | 15 | 10 | 263 | 129 |
| Engineering | | | | | | | | | | |
| M Phil/PHD | - | - | - | - | - | - | 29 | 3 | 29 | 3 |
| Master Degree | 82 | 28 | 65 | 31 | - | - | - | - | 147 | 59 |
| Degree | 403 | 139 | 316 | 86 | 286 | 72 | 333 | 79 | 1,338 | 376 |
| Diploma | - | - | - | - | - | - | - | - | - | - |
| Certificate | 22 | 1 | - | - | - | - | - | - | 22 | 1 |
| Total | 507 | 168 | 381 | 117 | 286 | 72 | 362 | 82 | 1,536 | 439 |
| Law & Management | | | | | | | | | | |
| M Phil/PHD | - | - | - | - | - | - | 11 | 8 | 11 | 8 |
| Master Degree | 41 | 14 | 81 | 17 | - | - | - | - | 122 | 31 |
| Degree | 401 | 196 | 306 | 145 | 253 | 118 | 158 | 86 | 1,118 | 545 |
| Diploma | 37 | 16 | 13 | 3 | - | - | - | - | 50 | 19 |
| Certificate | 57 | 19 | - | - | - | - | - | - | 57 | 19 |
| Total | 536 | 245 | 400 | 165 | 253 | 118 | 169 | 94 | 1,358 | 622 |
| Science | | | | | | | | | | |
| M Phil/PHD | - | - | - | - | - | - | 43 | 18 | 43 | 18 |
| Master Degree | - | - | 22 | 13 | - | - | - | - | 22 | 13 |
| Degree | 272 | 163 | 283 | 143 | 181 | 108 | - | - | 736 | 414 |
| Diploma | 37 | 8 | - | - | - | - | 30 | 11 | 67 | 19 |
| Certificate | 4 | - | - | - | - | - | - | - | 4 | - |
| Total | 313 | 171 | 305 | 156 | 181 | 108 | 73 | 29 | 872 | 464 |
| Social Studies & Humanities | | | | | | | | | | |
| M Phil/PHD | - | - | - | - | - | - | 17 | 6 | 17 | 6 |
| Master Degree | 10 | 9 | 52 | 38 | - | - | - | - | 62 | 47 |
| Degree | 337 | 242 | 228 | 155 | 242 | 158 | 45 | 29 | 852 | 584 |
| Diploma | 20 | 11 | 39 | 28 | - | - | - | - | 59 | 39 |
| Certificate | - | - | - | - | - | - | - | - | - | - |
| Total | 367 | 262 | 319 | 221 | 242 | 158 | 62 | 35 | 990 | 676 |
| All Faculties | | | | | | | | | | |
| M Phil/PHD | - | - | - | - | - | - | 115 | 45 | 115 | 45 |
| Master Degree | 133 | 51 | 220 | 99 | - | - | - | - | 353 | 150 |
| Degree | 1,443 | 748 | 1,214 | 572 | 1,073 | 523 | 536 | 194 | 4,266 | 2,037 |
| Diploma | 94 | 35 | 52 | 31 | - | - | 30 | 11 | 176 | 77 |
| Certificate | 109 | 21 | - | - | - | - | - | - | 109 | 21 |
| Total | 1,779 | 855 | 1,486 | 702 | 1,073 | 523 | 681 | 250 | 5,019 | 2,330 |

T: Total

F:Female

Table 5.4 - University of Mauritius - Enrolment (new admissions) by course level, faculty and gender, 2001/2002

| Course Level | Faculty of Agriculture | | | Faculty of Engineering | | | Faculty of Law and Management | | | Faculty of Science | | | Faculty of Social Studies and Humanities | | | All Faculties | | |
|---------------|------------------------|---|----|------------------------|-----|-----|-------------------------------|-----|-----|--------------------|-----|-----|--|-----|-----|---------------|-----|-------|
| | M | F | T | M | F | T | M | F | T | M | F | T | M | F | T | M | F | T |
| | M Phil/PHD | - | - | - | - | - | - | - | - | - | - | - | - | - | - | - | - | - |
| Master Degree | - | - | - | 54 | 28 | 82 | 27 | 14 | 41 | - | - | - | 1 | 9 | 10 | 82 | 51 | 133 |
| Degree | 22 | 8 | 30 | 264 | 139 | 403 | 205 | 196 | 401 | 109 | 163 | 272 | 95 | 242 | 337 | 695 | 748 | 1,443 |
| Diploma | - | - | - | - | - | - | 21 | 16 | 37 | 29 | 8 | 37 | 9 | 11 | 20 | 59 | 35 | 94 |
| Certificate | 25 | 1 | 26 | 21 | 1 | 22 | 38 | 19 | 57 | 4 | - | 4 | - | - | 88 | 21 | 109 | |
| Total | 47 | 9 | 56 | 339 | 168 | 507 | 291 | 245 | 536 | 142 | 171 | 313 | 105 | 262 | 367 | 924 | 855 | 1,779 |

Table 5.5 - University of Mauritius - Output by course level and faculty, 2000/2001

| Course Level | Faculty of Agriculture | | | Faculty of Engineering | | | Faculty of Law and Management | | | Faculty of Science | | | Faculty of Social Studies and Humanities | | | All Faculties | | |
|---------------|------------------------|-----|-----|------------------------|----|-----|-------------------------------|-----|-----|--------------------|----|-----|--|-----|-----|---------------|-----|-------|
| | M | F | T | M | F | T | M | F | T | M | F | T | M | F | T | M | F | T |
| | M Phil/PHD | - | - | - | 2 | - | 2 | 1 | - | 1 | 3 | 2 | 5 | - | - | - | 6 | 2 |
| Master Degree | 3 | 12 | 15 | - | - | - | 30 | 23 | 53 | 2 | - | 2 | - | - | - | 35 | 35 | 70 |
| Degree | 53 | 97 | 150 | 161 | 58 | 219 | 70 | 97 | 167 | 64 | 91 | 155 | 48 | 146 | 194 | 396 | 489 | 885 |
| Diploma | 2 | 2 | 4 | 35 | 5 | 40 | 71 | 29 | 100 | 12 | 2 | 14 | 16 | 27 | 43 | 136 | 65 | 201 |
| Certificate | 10 | 2 | 12 | - | - | - | 10 | 9 | 19 | - | - | - | - | - | - | 20 | 11 | 31 |
| Total | 68 | 113 | 181 | 198 | 63 | 261 | 182 | 158 | 340 | 81 | 95 | 176 | 64 | 173 | 237 | 593 | 602 | 1,195 |

Source University of Mauritius

M Male F Female T Total

Table 5.6 - University of Technology - Mauritius: Enrolment by course level, school and gender, 2001/2002

| Course Level | School | | | | | | Total | | |
|-----------------------------------|--|-----------|------------|-----------------------------------|-----------|------------|------------|-----------|------------|
| | Business Informatics & Software Engineering ¹ | | | Public Sector Policy & Management | | | | | |
| | M | F | T | M | F | T | M | F | T |
| Master Degree | - | - | - | 13 | - | 13 | 13 | - | 13 |
| Degree | 63 | 20 | 83 | 35 | 20 | 55 | 98 | 40 | 138 |
| Diploma | 44 | 23 | 67 | 67 | - | 67 | 111 | 23 | 134 |
| Total | 107 | 43 | 150 | 115 | 20 | 135 | 222 | 63 | 285 |
| Enrolment by mode of study | | | | | | | | | |
| Full - Time | 107 | 43 | 150 | 19 | 12 | 31 | 126 | 55 | 181 |
| Part - Time | - | - | - | 96 | 8 | 104 | 96 | 8 | 104 |
| Total | 107 | 43 | 150 | 115 | 20 | 135 | 222 | 63 | 285 |

Table 5.7 - University of Technology - Mauritius: Enrolment by course level, faculty, gender and year of study, 2001/2002

| School & course level | Yr I | | | Yr II | | | Total | | |
|--|------------|-----------|------------|------------|-----------|------------|------------|-----------|------------|
| | M | F | T | M | F | T | M | F | T |
| Business Informatics and Software Engineering¹ | | | | | | | | | |
| Master Degree | - | - | - | - | - | - | - | - | - |
| Degree | - | - | - | 63 | 20 | 83 | 63 | 20 | 83 |
| Diploma | - | - | - | 44 | 23 | 67 | 44 | 23 | 67 |
| Total | - | - | - | 107 | 43 | 150 | 107 | 43 | 150 |
| Public Sector Policy and Management | | | | | | | | | |
| Master Degree | 13 | - | 13 | - | - | - | 13 | - | 13 |
| Degree | 35 | 20 | 55 | - | - | - | 35 | 20 | 55 |
| Diploma | 67 | - | 67 | - | - | - | 67 | - | 67 |
| Total | 115 | 20 | 135 | - | - | - | 115 | 20 | 135 |
| Total | | | | | | | | | |
| Master Degree | 13 | - | 13 | - | - | - | 13 | - | 13 |
| Degree | 35 | 20 | 55 | 63 | 20 | 83 | 98 | 40 | 138 |
| Diploma | 67 | - | 67 | 44 | 23 | 67 | 111 | 23 | 134 |
| Total | 115 | 20 | 135 | 107 | 43 | 150 | 222 | 63 | 285 |

M Male F Female T Total

¹ Students from SHRAC Ltd

Source: University of Technology - Mauritius

Table 5 8 - Mauritius Institute of Education - Enrolment and output by course level and gender. 2001

| Course Level | Part-time | | | | | | Full-time | | | | | | Total | | | Output(2000) ¹ | | |
|---|-----------|-----|-------|-------|--------|-----|-----------|-----|-------|-----|--------|-------|-------|-------|-------|---------------------------|-----|-----|
| | Yr I | | Yr II | | Yr III | | Yr I | | Yr II | | Yr III | | M | F | T | M | F | T |
| | M | F | M | F | M | F | M | F | M | F | M | F | M | F | T | M | F | T |
| Master Degree in Education (run in collaboration with University of Brighton) | 10 | 15 | - | - | 20 | 17 | - | - | - | - | - | - | 30 | 32 | 62 | - | - | - |
| Post Graduate Certificate in Education | - | - | 96 | 37 | - | - | - | - | - | - | - | - | 96 | 37 | 133 | 12 | 3 | 15 |
| Bachelor in Education (run jointly with the University of Mauritius) | 44 | 40 | 13 | 11 | 26 | 40 | - | - | - | - | - | - | 83 | 91 | 174 | 48 | 34 | 82 |
| Diploma | 332 | 273 | 43 | 38 | 117 | 79 | - | - | - | - | - | - | 492 | 390 | 882 | 166 | 148 | 314 |
| <i>Primary</i> | 266 | 214 | - | - | - | - | - | - | - | - | - | - | 266 | 214 | 480 | - | - | - |
| <i>Secondary</i> | 48 | 54 | 11 | 20 | 117 | 79 | - | - | - | - | - | - | 176 | 153 | 329 | - | - | - |
| <i>Edu. Supervision and Inspection</i> | 18 | 5 | 17 | 6 | - | - | - | - | - | - | - | - | 35 | 11 | 46 | - | - | - |
| <i>Special Education needs</i> | - | - | 15 | 12 | - | - | - | - | - | - | - | - | 15 | 12 | 27 | - | - | - |
| Advanced Certificate | 190 | 131 | 181 | 250 | - | - | - | - | - | - | - | - | 371 | 381 | 752 | 23 | 4 | 27 |
| <i>Education</i> | 39 | 51 | 181 | 250 | - | - | - | - | - | - | - | - | 220 | 301 | 521 | - | - | - |
| <i>Educational Management</i> | 151 | 80 | - | - | - | - | - | - | - | - | - | - | 151 | 80 | 231 | - | - | - |
| Certificate | - | - | 239 | 1,161 | - | - | - | - | - | - | - | - | 239 | 1,161 | 1,400 | - | - | - |
| <i>Educational Management</i> | - | - | 238 | 188 | - | - | - | - | - | - | - | - | 238 | 188 | 426 | - | - | - |
| <i>Proficiency in Early childhood Edu.</i> | - | - | 1 | 973 | - | - | - | - | - | - | - | - | 1 | 973 | 974 | - | - | - |
| Teacher's Certificate (Primary) | - | - | - | - | - | - | 54 | 191 | 63 | 294 | - | - | 117 | 485 | 602 | 76 | 156 | 232 |
| <i>General Purpose</i> | - | - | - | - | - | - | 54 | 191 | 44 | 215 | - | - | 98 | 406 | 504 | - | - | - |
| <i>Asian</i> | - | - | - | - | - | - | - | - | 19 | 79 | - | - | 19 | 79 | 98 | - | - | - |
| Total | 576 | 459 | 572 | 1,497 | 163 | 136 | 54 | 191 | 63 | 294 | 1,428 | 2,577 | 4,005 | 325 | 345 | 670 | | |

¹ Includes students on courses run jointly with University of Mauritius

Source: Mauritius Institute of Education

M Male F Female T Total

Table 5.9 - Mahatma Gandhi Institute - Enrolment by course level and gender

| Courses | Mode of Study | Enrolment(2001/2002) | | | | | | Total | | | | Output(2000/2001) | | | | |
|--|---------------|----------------------|----|---------|-----|----------|-----|-------|-----|-----|----|-------------------|----|---|---|---|
| | | Year I | | Year II | | Year III | | M | F | T | M | F | T | | | |
| | | M | F | M | F | M | F | | | | | | | | | |
| Post Graduate | | | | | | | | | | | | | | | | |
| <i>M.A Hons In Hindi</i> | PT | - | 17 | - | - | - | - | - | - | - | - | - | - | - | - | - |
| | | - | 17 | - | - | - | - | - | - | - | - | - | - | - | - | - |
| Degree | | 12 | 39 | 25 | 78 | 42 | 121 | 79 | 238 | 317 | 18 | 44 | 62 | | | |
| <i>B.A Hons Hindi (Jointly with University of Mauritius)</i> | PT | 1 | 16 | 2 | 8 | - | 10 | 3 | 34 | 37 | | | | | | |
| <i>B.A Hons. Hindi</i> | PT | 2 | 23 | 1 | 31 | 3 | 26 | 6 | 80 | 86 | 4 | 28 | 32 | | | |
| <i>B.A Hons with Education (Hindi, Urdu, Tamil, Telugu, Marathi)</i> | PT | - | - | 14 | 27 | 20 | 51 | 34 | 78 | 112 | | | | | | |
| <i>Performing Arts(Tabla)</i> | PT | 9 | - | - | - | - | - | 9 | - | 9 | | | | | | |
| <i>Fine Arts & other</i> | PT | - | - | 8 | 12 | 6 | 14 | 14 | 26 | 40 | 14 | 16 | 30 | | | |
| <i>Voc Hindustani (Music)</i> | PT | - | - | - | - | 2 | 3 | 2 | 3 | 5 | | | | | | |
| <i>Inchan Philosophy</i> | PT | - | - | - | - | 11 | 17 | 11 | 17 | 28 | | | | | | |
| Diploma/Degree | | 7 | 19 | - | - | 9 | 19 | 16 | 38 | 54 | - | 2 | 2 | | | |
| <i>Fine Arts</i> | PT | 7 | 19 | - | - | 9 | 19 | 16 | 38 | 54 | | | | | | |
| Diploma | | 6 | 21 | 19 | 52 | 14 | 24 | 39 | 97 | 136 | | | | | | |
| <i>Inchan Music & Dance</i> | PT | 2 | 5 | 5 | - | 3 | 4 | 10 | 9 | 19 | | | | | | |
| <i>Fine Arts</i> | PT | - | - | - | - | 6 | 13 | 6 | 13 | 19 | | | | | | |
| <i>Inchan Philosophy Sanskrit</i> | PT | 4 | 16 | 3 | 9 | 5 | 7 | 12 | 32 | 44 | | | | | | |
| <i>Hindi Urdu Tamil Marathi Studies</i> | PT | - | - | 11 | 43 | - | - | 11 | 43 | 54 | | | | | | |
| Total | | 25 | 96 | 44 | 130 | 65 | 164 | 134 | 390 | 524 | 18 | 46 | 64 | | | |

Source: Mahatma Gandhi Institute

Table 5.10 - Enrolment for Distance Education by course level with MCA, 2001

| Courses | Date started | Duration (Months) | No Enrolled | |
|---|----------------|--------------------|--------------|--------------|
| | | | Total | Female |
| Post Graduate | | | 42 | 8 |
| <i>Master in Business Administration</i> | Jul-01 | 36 | 31 | 6 |
| <i>Human Resource Management</i> | Jul-01 | 12 | 11 | 2 |
| Degree | | | 35 | 9 |
| <i>Computer Applications</i> | Jun-01 | 36 | 12 | 3 |
| <i>Commerce</i> | Jul-00/01 | 36 | 14 | 2 |
| <i>Tourism</i> | Jul-00 | 36 | 9 | 4 |
| Advanced Diploma | | | 76 | 12 |
| <i>Transport</i> | May-00 | 12 | 11 | - |
| <i>Co-operative Studies</i> | Feb-00 | 18 | 65 | 12 |
| Diploma | | | 63 | 13 |
| <i>Transport</i> | May 98/00 | 24 | 46 | 6 |
| <i>Management</i> | Jul-00 | 12 | 17 | 7 |
| Certificate Courses | | | 1,521 | 1,316 |
| <i>Proficiency in Early Childhood Education (Mauritius & Rodrigues)</i> | Feb-00 | 24 | 1,041 | 1,041 |
| <i>Librarianship & Information Science</i> | Jun-00 | 15 | 60 | 40 |
| <i>Marketing</i> | Jul-00/Aug-01 | 12 | 29 | 20 |
| <i>Empowering Women</i> | Aug-00 | 12 | 25 | 25 |
| <i>Getting in Touch</i> | Jul-01 | 8 | 35 | 21 |
| <i>Information in Technology in Everyday Life</i> | Feb/Jun/Jul-01 | 18 | 261 | 141 |
| <i>Communication Skills</i> | Mar-01 | 6 | 70 | 28 |
| Non Formal | | | 50 | - |
| <i>Institutions of Fire Fighters</i> | May-00 | 36 | 50 | - |
| Total | | | 1,787 | 1,358 |

Source: Mauritius College of the Air

Table 5.11 - Enrolment in Polytechnics by field, year of study and gender, 2001

| Field | Yr I | | | Yr II | | | Yr III | | | Total | | |
|---|---|------------|------------|------------|------------|------------|------------|----------|------------|------------|------------|------------|
| | M | F | T | M | F | T | M | F | T | M | F | T |
| | Swami Dayanand Institute of Management | 118 | 186 | 304 | 94 | 118 | 212 | - | - | - | 212 | 304 |
| Business Administration | 43 | 83 | 126 | | | | | | | 43 | 83 | 126 |
| Business Administration (Accounting) | - | - | - | 16 | 11 | 27 | | | | 16 | 11 | 27 |
| Business Administration (Marketing) | - | - | - | 12 | 23 | 35 | | | | 12 | 23 | 35 |
| Business Administration (Finance) | - | - | - | 8 | 27 | 35 | | | | 8 | 27 | 35 |
| Information Systems | 55 | 73 | 128 | 46 | 31 | 77 | | | | 101 | 104 | 205 |
| Business Informatics | 20 | 30 | 50 | 12 | 26 | 38 | | | | 32 | 56 | 88 |
| Sir Guy Forget Polytechnic | 90 | 1 | 91 | 156 | - | 156 | 101 | 7 | 108 | 347 | 8 | 355 |
| Mecanique Automobile | 17 | - | 17 | 36 | - | 36 | 14 | - | 14 | 67 | - | 67 |
| Fabrication Mecanique | 18 | - | 18 | 32 | - | 32 | 29 | 2 | 31 | 79 | 2 | 81 |
| Electrotechnique | 37 | 1 | 38 | 38 | - | 38 | 14 | 4 | 18 | 89 | 5 | 94 |
| Electronique | - | - | - | 17 | - | 17 | 31 | - | 31 | 48 | - | 48 |
| Batiment | 18 | - | 18 | 33 | - | 33 | 13 | 1 | 14 | 64 | 1 | 65 |
| Institut Supérieur de Technologie | 50 | 2 | 52 | 48 | - | 48 | - | - | - | 98 | 2 | 100 |
| Genie Electrique et Informatique Industrielle | 17 | 2 | 19 | 13 | - | 13 | - | - | - | 30 | 2 | 32 |
| Maintenance et Automatismes Industriels | 19 | - | 19 | 21 | - | 21 | - | - | - | 40 | - | 40 |
| Genie Civil | 14 | - | 14 | 14 | - | 14 | - | - | - | 28 | - | 28 |
| All Polytechnics | 258 | 189 | 447 | 298 | 118 | 416 | 101 | 7 | 108 | 657 | 314 | 971 |

Table 5.12 - Enrolment in Polytechnics and Output by course level, year of study and gender, 2001

| Course Level | Enrolment - 2001 | | | | | | | | | Output - 2000 | | |
|----------------------|------------------|------------|------------|------------|------------|------------|------------|----------|------------|---------------|------------|------------|
| | Yr I | | | Yr II | | | Yr III | | | Total | | |
| | M | F | T | M | F | T | M | F | T | M | F | T |
| Brevet de Technicien | 90 | 1 | 91 | 156 | - | 156 | 101 | 7 | 108 | 347 | 8 | 355 |
| Diploma | 168 | 188 | 356 | 142 | 118 | 260 | - | - | - | 310 | 306 | 616 |
| Total | 258 | 189 | 447 | 298 | 118 | 416 | 101 | 7 | 108 | 657 | 314 | 971 |

Source: Polytechnical Institutions

M Male F Female T Total

Table 5.13 - Enrolment in Tertiary Institutions, 2001

| Institutions | Full Time | | Part Time | | Total | |
|---|--------------|--------------|--------------|--------------|---------------|--------------|
| | MF | F | MF | F | MF | F |
| University of Mauritius | 3,356 | 1,627 | 1,663 | 703 | 5,019 | 2,330 |
| Faculty of Agriculture | 201 | 118 | 62 | 11 | 263 | 129 |
| Engineering | 1,283 | 361 | 253 | 78 | 1,536 | 439 |
| Social Studies & Humanities | 562 | 397 | 428 | 279 | 990 | 676 |
| Science | 619 | 337 | 253 | 127 | 872 | 464 |
| Law & Management | 691 | 414 | 667 | 208 | 1,358 | 622 |
| University Technology - Mauritius | 181 | 55 | 104 | 8 | 285 | 63 |
| School of Business Informatics & software Engineering | 150 | 43 | - | - | 150 | 43 |
| Public Sector Policy & Management | 31 | 12 | 104 | 8 | 135 | 20 |
| Mauritius Institute of Education | 602 | 485 | 3,403 | 2,092 | 4,005 | 2,577 |
| Mahatma Gandhi Institute | 177 | 152 | 347 | 238 | 524 | 390 |
| MCA (Distance Education) | - | - | 1,787 | 1,358 | 1,787 | 1,358 |
| Polytechnics | 971 | 314 | - | - | 971 | 314 |
| Swami Dayanand Institute of Management | 516 | 304 | - | - | 516 | 304 |
| Sir Guy Forget Polytechnic | 355 | 8 | - | - | 355 | 8 |
| Institut Supérieur de Technologie | 100 | 2 | - | - | 100 | 2 |
| TOTAL | 5,287 | 2,633 | 7,304 | 4,399 | 12,591 | 7,032 |

MF: Male and Female

F: Female

Table 5.14 - Total number of students enrolled in Tertiary Education, both locally and overseas, by field of study - 2000

| Field of study | Publicly funded institutions | | | | | | Distance Education | Overseas | TOTAL |
|---------------------------|------------------------------|-------|-----|-----|--------------|-------|--------------------|----------|--------|
| | UOM | MIE | MGI | MCA | Polytechnics | Other | | | |
| Accountancy | 255 | - | - | - | - | - | 1,853 | 115 | 2,223 |
| Administration/Management | 782 | - | - | - | 239 | - | 802 | 67 | 1,890 |
| Architecture | - | - | - | - | - | - | - | 15 | 15 |
| Agriculture | 473 | - | - | - | - | - | - | - | 473 |
| Arts | - | - | 104 | - | - | - | - | 110 | 214 |
| Business Studies | - | - | - | - | - | - | 19 | 111 | 130 |
| Commerce/Marketing | - | - | - | - | - | - | 227 | 106 | 333 |
| Computer Science | 428 | - | - | - | 264 | - | 1,381 | 241 | 2,314 |
| Dentistry | - | - | - | - | - | - | - | 12 | 12 |
| Design/Fashion | - | - | - | - | - | 48 | - | 30 | 78 |
| Economics | 208 | - | - | - | - | - | 45 | 107 | 360 |
| Education | - | 2,773 | - | - | - | - | 55 | - | 2,828 |
| Engineering | 987 | - | - | - | 500 | 21 | 106 | 272 | 1,886 |
| Finance | 55 | - | - | - | - | - | 52 | 26 | 133 |
| Hotel/Tourism | - | - | - | - | - | 92 | - | 78 | 170 |
| Languages | 234 | - | 331 | - | - | - | 52 | 126 | 743 |
| Law | 78 | - | - | - | - | - | 178 | 89 | 345 |
| Mathematics | 177 | - | - | - | - | - | 348 | 69 | 594 |
| Medicine | 47 | - | - | - | - | 11 | - | 305 | 363 |
| Nursing/Health | 151 | - | - | - | - | 24 | 9 | 135 | 319 |
| Pharmacy | - | - | - | - | - | - | - | 29 | 29 |
| Police Studies | 120 | - | - | - | - | - | - | - | 120 |
| Quantity Surveying | - | - | - | - | - | - | - | 6 | 6 |
| Religious Studies | - | - | - | - | - | - | - | 30 | 30 |
| Science | 444 | - | - | - | - | - | - | 174 | 618 |
| Social Science | 491 | - | - | - | - | - | 91 | 97 | 679 |
| Other subjects | - | - | - | 117 | - | - | 37 | 73 | 227 |
| TOTAL | 4,930 | 2,773 | 435 | 117 | 1,003 | 196 | 5,255 | 2,423 | 17,132 |

Source: Report - Participation in Tertiary Education 2000

Table 5.15 - Total number of students pursuing Tertiary level studies, by country and field of study, 2000

| Field | Sex | Australia | Canada | France | India | Pakistan | Reunion | S.Africa | Singapore | UK | Russia | USA | CIS | Other | TOTAL |
|--------------------|-----|-----------|--------|--------|-------|----------|---------|----------|-----------|-----|--------|-----|-----|-------|-------|
| All | T | 202 | 67 | 563 | 454 | 42 | 25 | 51 | 170 | 550 | 52 | 29 | 141 | 77 | 2,423 |
| | M | 128 | 41 | 320 | 233 | 20 | 19 | 34 | 126 | 367 | 38 | 20 | 106 | 51 | 1,503 |
| | F | 74 | 26 | 243 | 221 | 22 | 6 | 17 | 44 | 183 | 14 | 9 | 35 | 26 | 920 |
| Accountancy | M | - | - | 9 | 3 | - | 1 | 1 | - | 67 | - | - | - | - | 81 |
| | F | - | - | 5 | 2 | - | - | - | - | 26 | - | - | - | 1 | 34 |
| Admin/management | M | 3 | 2 | 12 | 3 | - | - | 2 | 1 | 8 | - | 2 | - | 1 | 34 |
| | F | 1 | 1 | 15 | 2 | 1 | - | - | 4 | 8 | - | - | - | 1 | 33 |
| Architecture | M | 1 | - | 6 | 1 | - | 2 | - | 1 | - | - | - | - | 1 | 12 |
| | F | - | - | 1 | - | - | - | - | - | 1 | - | - | 1 | - | 3 |
| Arts | M | 5 | 2 | 20 | 17 | - | - | 1 | 2 | 3 | - | 1 | 2 | 3 | 56 |
| | F | 3 | 2 | 20 | 15 | 1 | 1 | 1 | 4 | - | - | - | 4 | 3 | 54 |
| Business Studies | M | 19 | 1 | 3 | 5 | - | - | - | 22 | 22 | - | - | - | 1 | 73 |
| | F | 6 | 1 | 3 | 5 | - | - | - | 12 | 10 | - | - | - | 1 | 38 |
| Commerce/Marketing | M | 12 | 3 | 7 | 26 | - | 1 | - | - | 5 | - | - | - | - | 54 |
| | F | 13 | 2 | 5 | 26 | - | - | 3 | - | 3 | - | - | - | - | 52 |
| Computer Science | M | 19 | 10 | 20 | 27 | 1 | 1 | 1 | 45 | 36 | 1 | 5 | 2 | 2 | 170 |
| | F | 4 | 4 | 9 | 15 | - | - | 1 | 8 | 20 | - | 3 | 3 | 4 | 71 |
| Dentistry | M | - | - | 3 | - | - | - | - | - | 1 | - | - | 1 | - | 5 |
| | F | - | - | 5 | - | - | - | 1 | - | - | - | - | 1 | - | 7 |
| Design/Fashion | M | 7 | 1 | 1 | 3 | - | - | - | 1 | 3 | - | - | - | - | 16 |
| | F | 10 | - | - | 1 | - | - | - | - | 3 | - | - | - | - | 14 |
| Economics | M | 3 | 1 | 33 | 14 | - | - | 2 | 1 | 6 | - | - | 1 | 3 | 64 |
| | F | 3 | 2 | 12 | 13 | - | - | 1 | 3 | 4 | - | - | 1 | 4 | 43 |
| Engineering | M | 20 | 11 | 49 | 23 | 4 | 9 | 11 | 43 | 37 | 9 | 7 | 3 | 14 | 240 |
| | F | 3 | 1 | 13 | 6 | - | 1 | 2 | 2 | 2 | - | - | 1 | 1 | 32 |
| Finance | M | 3 | - | 2 | 2 | - | - | - | - | 6 | - | - | - | 1 | 14 |
| | F | 5 | - | 1 | 2 | - | - | - | - | 3 | - | - | - | 1 | 12 |

Source Report: Participation in Tertiary Education 2000

M. Male F. Female

Note: Other includes Belgium, Brunei, China, Egypt, Germany, Greece, Italy, Saudi Arabia, Switzerland, Zimbabwe, Malaysia, Romania, New Zealand, Spain and Sweden

Table 5.15 - Total number of students pursuing Tertiary level studies, by country and field of study, 2000 (cont'd)

| Field | Sex | Australia | Canada | France | India | Pakistan | Reunion | S. Africa | Singapore | UK | Russia | USA | CIS | Other | TOTAL |
|--------------------|-----|------------|-----------|------------|------------|-----------|-----------|-----------|------------|------------|-----------|-----------|------------|-----------|--------------|
| Hotel/Tourism | M | 13 | - | 9 | 3 | - | - | - | 1 | 16 | - | - | - | 2 | 44 |
| | F | 10 | - | - | 6 | - | - | - | - | 15 | - | - | - | 3 | 34 |
| Languages | M | - | 1 | 21 | 5 | - | - | - | - | - | - | 2 | - | 4 | 33 |
| | F | 2 | 1 | 41 | 34 | - | 4 | 1 | - | 6 | - | - | - | 4 | 93 |
| Law | M | - | - | 12 | 1 | - | - | - | - | 29 | - | - | - | - | 42 |
| | F | 1 | - | 26 | - | - | - | - | 1 | 19 | - | - | - | - | 47 |
| Mathematics | M | - | - | 4 | 30 | - | - | - | - | 3 | - | - | - | - | 37 |
| | F | - | - | 2 | 26 | - | - | - | - | 4 | - | - | - | - | 32 |
| Medicine | M | 6 | 3 | 40 | 11 | 6 | - | 3 | - | 12 | 26 | 1 | 88 | 14 | 210 |
| | F | 2 | 3 | 28 | 8 | 9 | - | 2 | - | 7 | 12 | - | 22 | 3 | 96 |
| Nursing | M | - | - | - | - | - | - | - | - | 94 | - | - | - | - | 94 |
| | F | - | - | - | 2 | - | - | - | 1 | 38 | - | - | - | - | 41 |
| Pharmacy | M | 1 | - | 2 | 3 | - | - | 1 | - | - | 2 | - | 8 | - | 17 |
| | F | - | - | 3 | 4 | 1 | - | 1 | - | 1 | - | - | 2 | - | 12 |
| Quantity Surveying | M | - | - | - | - | - | - | 3 | - | 3 | - | - | - | - | 6 |
| | F | - | - | - | - | - | - | - | - | - | - | - | - | - | - |
| Religious Studies | M | 2 | 1 | - | 4 | 9 | - | 2 | - | - | - | - | - | 1 | 19 |
| | F | - | - | - | - | 10 | - | - | - | - | - | 1 | - | - | 11 |
| Science | M | 4 | 3 | 47 | 28 | - | 2 | 5 | 8 | 1 | - | 1 | - | 2 | 101 |
| | F | 6 | 8 | 22 | 22 | - | - | 1 | 4 | 5 | 1 | 3 | - | - | 72 |
| Social Science | M | 1 | 1 | 10 | 13 | - | 2 | 1 | - | 6 | - | - | - | 1 | 35 |
| | F | 3 | - | 25 | 22 | - | - | 1 | 5 | 3 | 1 | 2 | - | - | 62 |
| Other Subjects | M | 9 | 1 | 10 | 11 | - | 1 | 1 | 1 | 9 | - | 1 | 1 | 1 | 46 |
| | F | 2 | 1 | 7 | 10 | - | - | 2 | - | 5 | - | - | - | - | 27 |
| Total | M | 128 | 41 | 320 | 233 | 20 | 19 | 34 | 126 | 367 | 38 | 20 | 106 | 51 | 1,503 |
| | F | 74 | 26 | 243 | 221 | 22 | 6 | 17 | 44 | 183 | 14 | 9 | 35 | 26 | 920 |
| TOTAL | | 202 | 67 | 563 | 454 | 42 | 25 | 51 | 170 | 550 | 52 | 29 | 141 | 77 | 2,423 |

Source Report, Participation in Tertiary Education 2000

M: Male F: Female

Note: Other includes Belgium, Brunel, China, Egypt, Germany, Greece, Italy, Saudi Arabia, Switzerland, Zimbabwe, Malaysia, Romania, New Zealand, Spain and Sweden

Table 5.16: Enrolment on Distance Education Programmes by field of study and level as at December 2000

| Field | Certificate/Diploma | Diploma/Degree | Degree | Postgraduate | Professional | Total |
|---------------------------|---------------------|----------------|--------|--------------|--------------|-------|
| Accounting | - | - | - | - | 1,853 | 1,853 |
| Administration/Management | 314 | - | 231 | 99 | 177 | 821 |
| Computer Science | 951 | 28 | 163 | 21 | 218 | 1,381 |
| Economics | - | - | 45 | - | - | 45 |
| Education | - | - | 38 | 17 | - | 55 |
| Engineering | 35 | - | - | - | 71 | 106 |
| Finance/Banking | - | - | 3 | 4 | 45 | 52 |
| Health | - | 3 | - | 6 | - | 9 |
| Languages | - | - | 52 | - | - | 52 |
| Law | - | - | 178 | - | - | 178 |
| Marketing | 3 | - | - | 1 | 223 | 227 |
| Mathematics/Statistics | - | - | 323 | - | 25 | 348 |
| Social Science | - | - | 91 | - | - | 91 |
| Other | - | 13 | 24 | - | - | 37 |
| Total | 1,303 | 44 | 1,148 | 148 | 2,612 | 5,255 |

Professional refers to graduate from professional bodies e.g The Association of Chartered Certified Accountants, The Chartered Institute of Secretaries & Administrators.

The Royal Statistical Society

Source: Report - Participation in Tertiary Education 2000

GRAPHS

Fig.1 - Primary and Secondary enrolment, 1991- 2001
Island of Mauritius




Fig.2 - Primary and Secondary enrolment, 1991- 2001
Island of Rodrigues

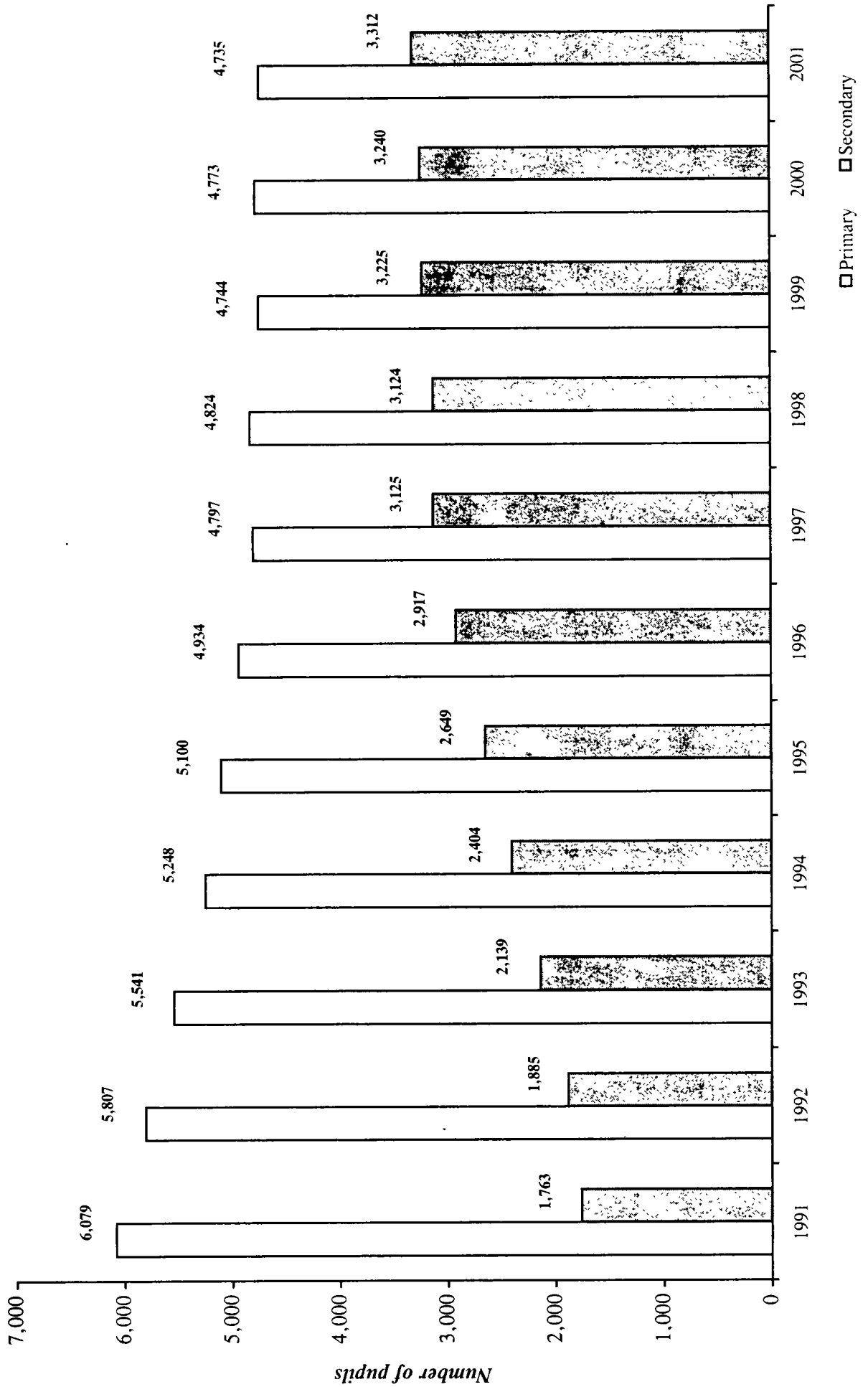
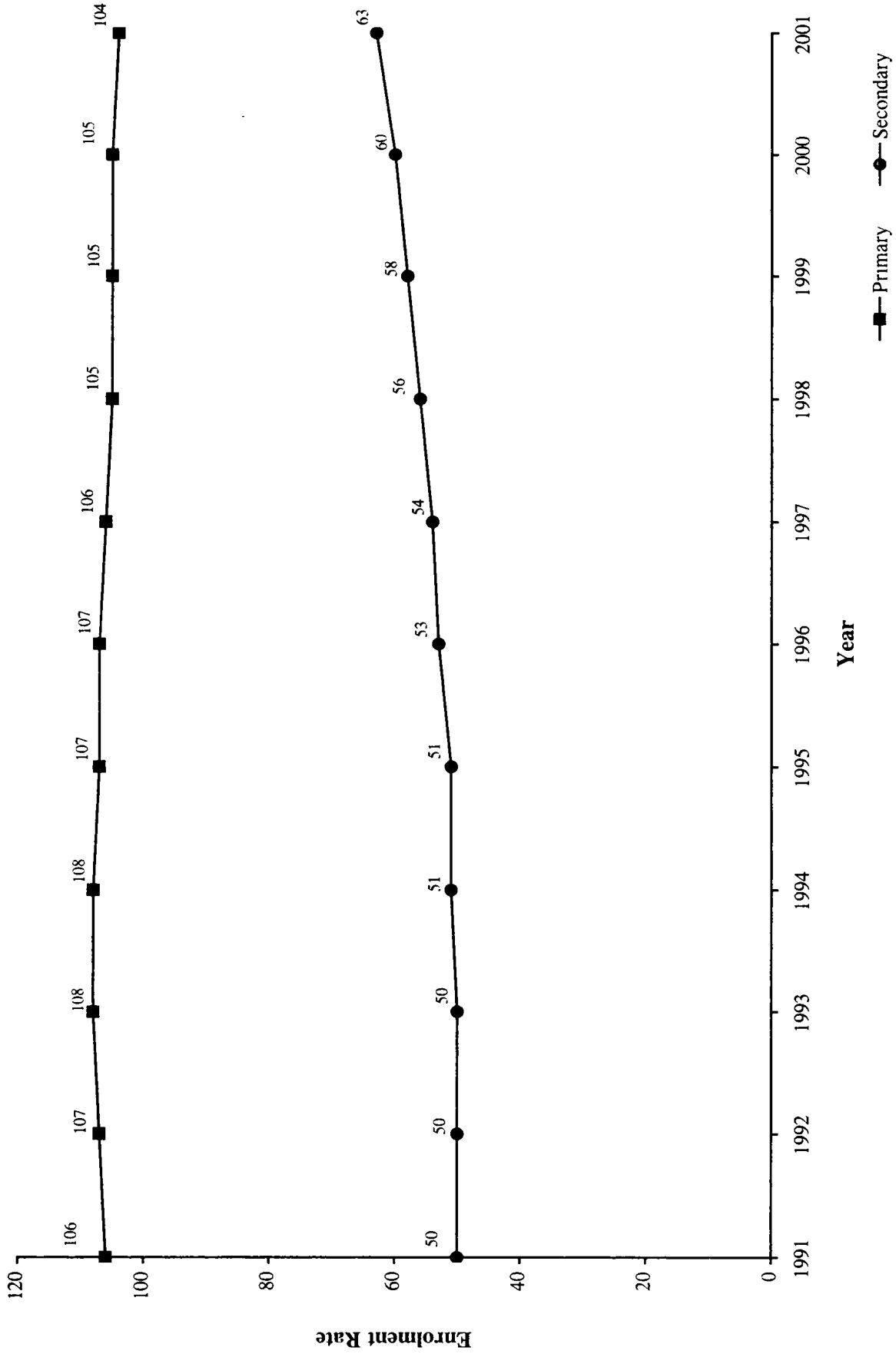


Fig. 3 - Gross Enrolment Rate in Primary and Secondary Schools, 1991 - 2001
Republic of Mauritius



**Fig. 4 - Certificate of Primary Education, School Certificate and Higher School Certificate Examination results, 1990 - 2000
Island of Mauritius**

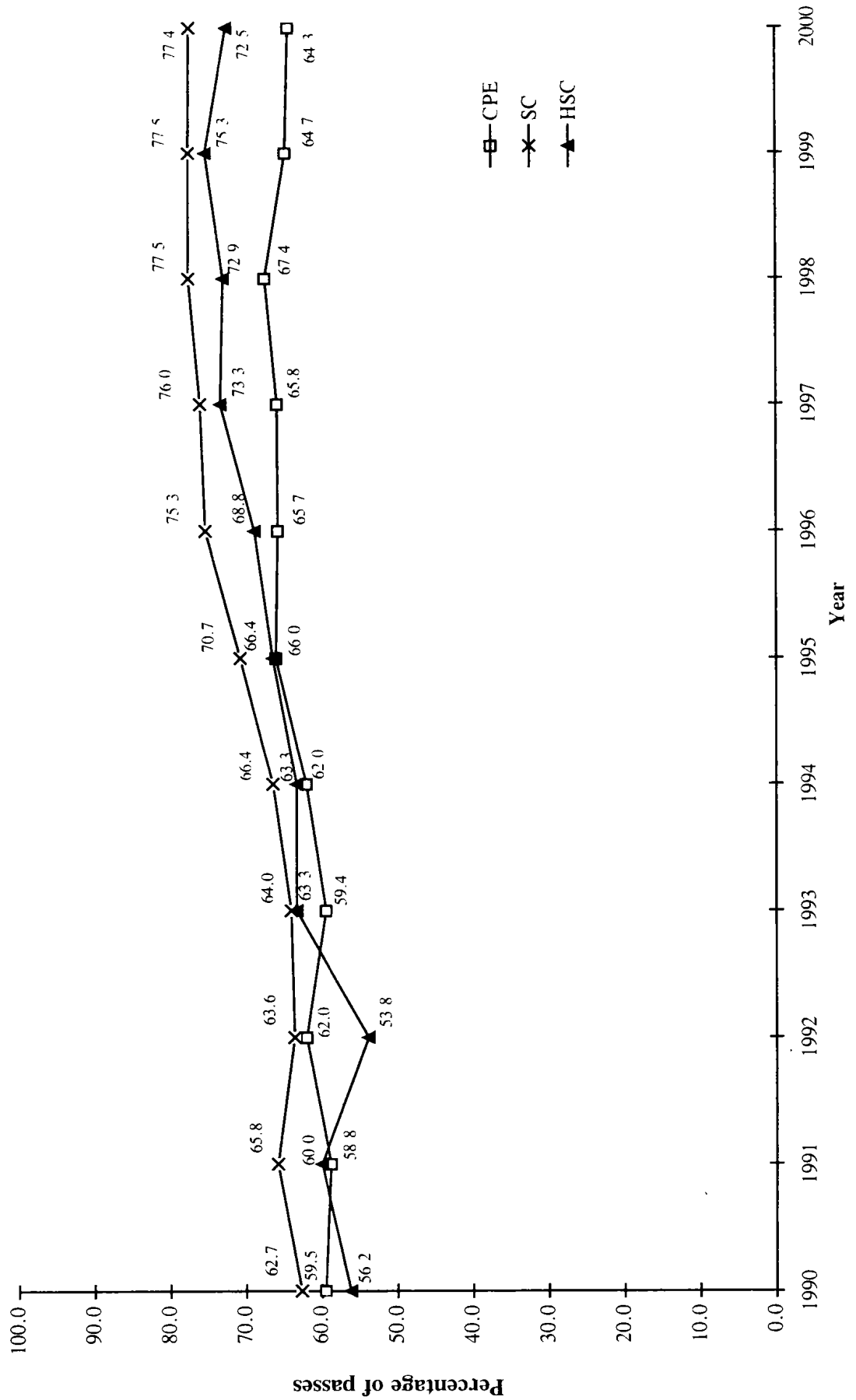
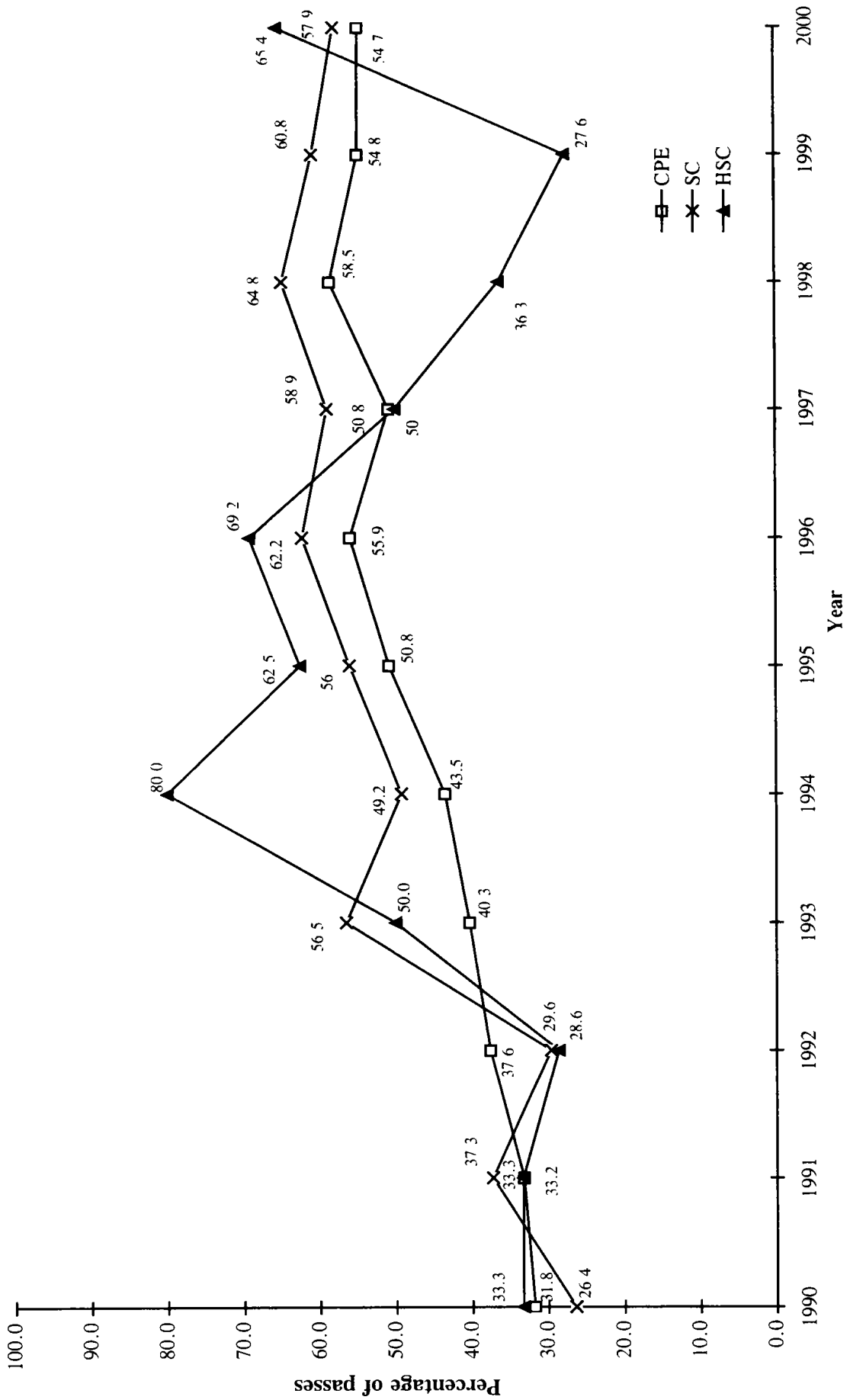
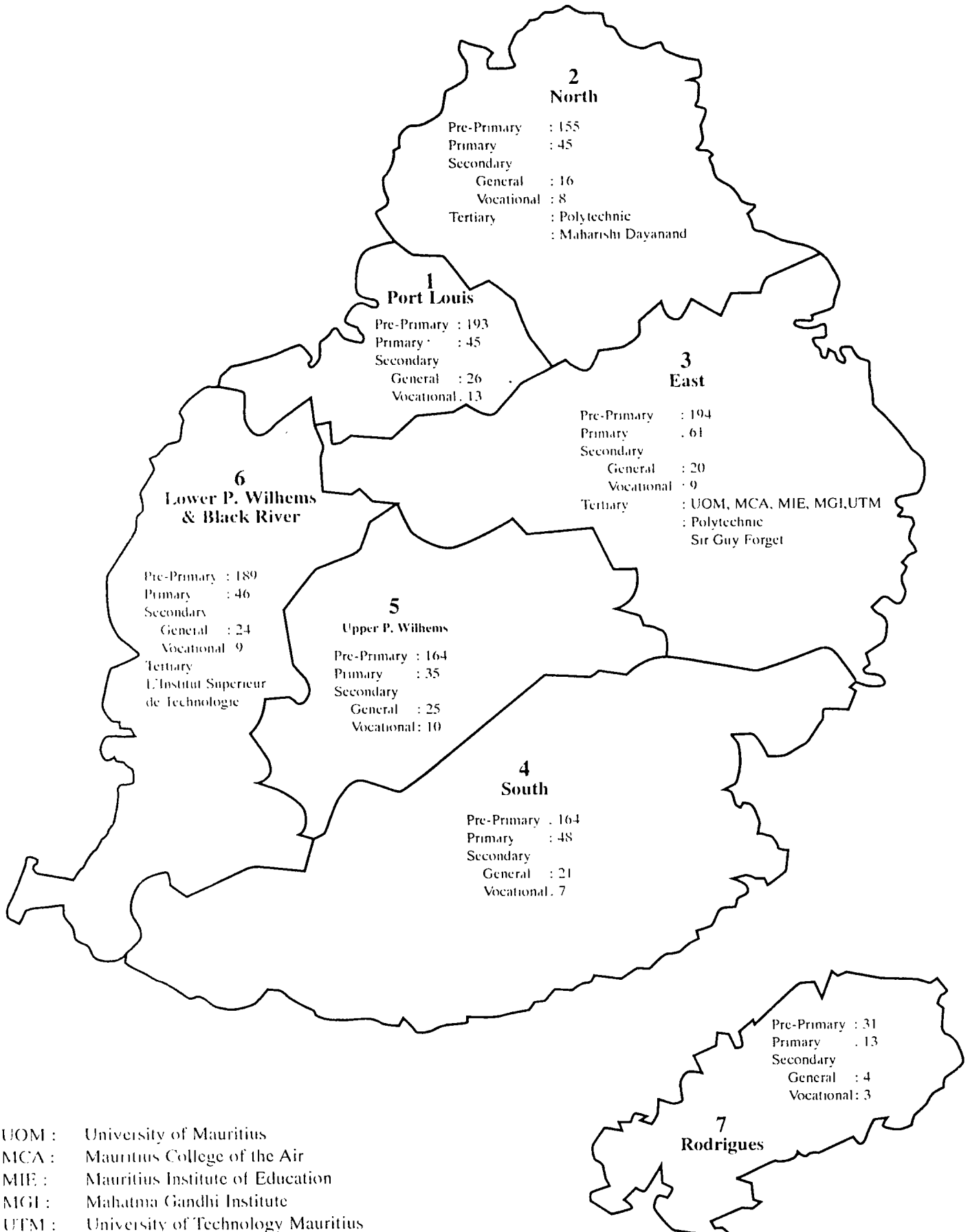


Fig. 5 - Certificate of Primary Education, School Certificate and Higher School Certificate Examination results, 1990 - 2000
Island of Rodrigues



SEVEN EDUCATIONAL REGIONS (2001)



UOM : University of Mauritius
MCA : Mauritius College of the Air
MIE : Mauritius Institute of Education
MGI : Mahatma Gandhi Institute
UTM : University of Technology Mauritius