

Vol. 7

REPUBLIC OF MAURITIUS

Ministry of Finance and Economic Development

STATISTICS MAURITIUS

**DIGEST
OF
CRIME, JUSTICE AND SECURITY
STATISTICS - 2014**

October 2015

(Price: Rs 150.00)

DIGEST
OF
CRIME, JUSTICE AND SECURITY
STATISTICS - 2014

DIGEST OF CRIME, JUSTICE AND SECURITY STATISTICS, 2014

FOREWORD

This is the seventh issue of a digest of Statistics Mauritius on crime, justice and security statistics. It covers statistics from the Mauritius Police Force (MPF), the Judiciary Department, the Mauritius Prison Services (MPS), and the Probation and After-care Service for 2014 for the Republic of Mauritius.

This digest has been prepared with the contribution of the Mauritius Police Force, the Judiciary Department, the Mauritius Prisons Services, and the Probation and After-care Services. Their support is gratefully acknowledged.

This publication is available on the website at <http://statsmauritius.govmu.org>

D. Bahadoor
Ag Director of Statistics

Statistics Mauritius
Ministry of Finance and Economic Development
Port Louis
MAURITIUS

October 2015

Contact person:

Ms. Chaya Bandinah (Statistician)

Statistics Mauritius

Tel: (230) 208-1212 ext 1595 (Police)

: (230) 213-3055 (Judiciary)

: (230) 454-2061 ext 6722 (Prison)

: (230) 465-1156 (Probation)

Email : cbandinah@govmu.org

: sm-cjs@govmu.org

For more information on

Historical series:

<http://statsmauritius.govmu.org>

Judiciary statistics:

<http://supremecourt.govmu.org>

Prison statistics:

<http://prisons.govmu.org>

Table of contents

Foreword

| | |
|---------------------|---|
| Introduction | 7 |
|---------------------|---|

| | |
|--------------------------|---|
| Statistical notes | 7 |
|--------------------------|---|

An overview

| | |
|------------------------------------|----|
| 1. Police statistics | 8 |
| 2. Judiciary statistics | 22 |
| 3. Prison and detention statistics | 24 |
| 4. Probation statistics | 31 |
| 5. Juvenile statistics | 32 |

SECTION 1 - POLICE STATISTICS

| | | |
|-----------|--|----|
| Table 1.1 | - Cases reported by type, Island of Mauritius, Island of Rodrigues & Republic of Mauritius, 2011 - 2014 | 39 |
| Table 1.2 | - Offences reported by police divisions and units, Republic of Mauritius, 2012 - 2014 | 40 |
| Table 1.3 | - Offence rate by type, Island of Mauritius, Island of Rodrigues & Republic of Mauritius, 2011 - 2014 | 41 |
| Table 1.4 | - Crimes reported by category, Republic of Mauritius, 2011 - 2014 | 41 |
| Table 1.5 | - Reported offences according to United Nations classifications of offences, Republic of Mauritius, 2011 - 2014 | 42 |
| Table 1.6 | - Offence rate for reported offences according to United Nations classifications of offences, Republic of Mauritius, 2011 - 2014 | 47 |
| Table 1.7 | - Reported number of victims by district and type of selected offences, Republic of Mauritius, 2014 | 48 |
| Table 1.8 | - Victims of selected offences by socio-demographic and other characteristics, Republic of Mauritius, 2013 & 2014 | 50 |
| Table 1.9 | - Drug offences reported by type of drugs, Republic of Mauritius, 2011 - 2014 | 51 |

| | | |
|------------|---|----|
| Table 1.10 | - Quantity of drugs seized by type of drugs, Republic of Mauritius, 2011 - 2014 | 52 |
| Table 1.11 | - Persons arrested by the Anti-Drug and Smuggling Unit by adult/juvenile and sex, Island of Mauritius, 2011 - 2014 | 53 |
| Table 1.12 | - Drug reported offences at the Anti-Drug and Smuggling Unit by district, Island of Mauritius, 2011 - 2014 | 54 |
| Table 1.13 | - Road traffic contraventions, Republic of Mauritius, 2011 - 2014 | 55 |
| Table 1.14 | - Number of payments effected under the Penalty Points Management System by holders of Mauritian driving licenses by offence and Court, 2014 | 56 |
| Table 1.15 | - Number of payments effected under the Penalty Points Management System by holders of Mauritian driving licenses by offence and month, 2014 | 57 |
| Table 1.16 | - Number of payments effected under the Penalty Points Management System by holders of Mauritian driving licenses by month and Court, 2014 | 58 |
| Table 1.17 | - Effective penalty points awarded to Mauritian driving license holders, 2014 | 58 |
| Table 1.18 | - Offences involving juveniles reported by type, Republic of Mauritius, 2011 - 2014 | 59 |
| Table 1.19 | - Juvenile offenders according to United Nations classification of offences, Republic of Mauritius, 2011 - 2014 | 60 |
| Table 1.20 | - Reported number of juvenile victims by type of offences, Republic of Mauritius, 2013 & 2014 | 61 |
| Table 1.21 | - Reported offences (excluding contraventions) by status, Republic of Mauritius, 2012 - 2014 | 62 |
| Table 1.22 | - Cases (excluding contraventions) not taken to court after investigation by reason, Republic of Mauritius, 2012 - 2014 | 62 |
| Table 1.23 | - Persons suspected, arrested or cautioned (excluding contraveners) according to United Nations classifications of offences, Republic of Mauritius, 2012 - 2014 | 63 |
| Table 1.24 | - Persons (excluding contraveners) prosecuted according to United Nations classifications of offences, Republic of Mauritius, 2012 - 2014 | 63 |
| Table 1.25 | - Police stations and police force, Republic of Mauritius, 2011 - 2014 | 64 |
| Table 1.26 | - Staff of the Mauritius Police Force, Republic of Mauritius, 2013 & 2014 | 64 |
| Table 1.27 | - Total expenditure of the Mauritius Police Force, Republic of Mauritius, 2010 - 2014 | 65 |

SECTION 2 - JUDICIARY STATISTICS

| | | |
|-----------|---|----|
| Table 2.1 | - Criminal cases in court, Republic of Mauritius, 2011 - 2014 | 68 |
| Table 2.2 | - Convicted offences according to United Nations classification of offences, Republic of Mauritius, 2011 - 2014 | 69 |
| Table 2.3 | - Convicted offences by outcome of judgment according to United Nations classification of offences (broad categories), Republic of Mauritius, 2013 & 2014 | 71 |
| Table 2.4 | - Convicted juvenile offences according to United Nations classification of offences (broad categories), Republic of Mauritius, 2011 - 2014 | 72 |
| Table 2.5 | - Drug offences convicted by type, Republic of Mauritius, 2011 - 2014 | 72 |
| Table 2.6 | - Convicted offences involving adults and juveniles by outcome of judgment, Republic of Mauritius, 2011 - 2014 | 73 |
| Table 2.7 | - Court rooms by type of court, Republic of Mauritius, 2011 - 2014 | 73 |
| Table 2.8 | - Staff of the Judiciary, Republic of Mauritius, 2013 & 2014 | 74 |
| Table 2.9 | - Total expenditure of the Judiciary, Republic of Mauritius, 2010 - 2014 | 74 |

SECTION 3 - PRISON AND DETENTION STATISTICS

| | | |
|-----------|---|----|
| Table 3.1 | - Daily average number of detainees, Republic of Mauritius, 2011 - 2014 | 76 |
| Table 3.2 | - Prison occupancy level, Republic of Mauritius, 2014 | 76 |
| Table 3.3 | - Convicts admission rate by age-group, Republic of Mauritius, 2011 - 2014 | 77 |
| Table 3.4 | - Convicts admitted to prisons according to United Nations classification of offences, Republic of Mauritius, 2011 - 2014 | 78 |
| Table 3.5 | - Convicts admitted for drug offences by type, Republic of Mauritius, 2011 - 2014 | 80 |
| Table 3.6 | - Adults convicts admitted by number of previous imprisonment, Republic of Mauritius, 2011 - 2014 | 81 |
| Table 3.7 | - Convicts admitted to prisons by length of sentence, Republic of Mauritius, 2011 - 2014 | 81 |
| Table 3.8 | - Fine defaulters admitted to prisons by amount of fine due, Republic of Mauritius, 2011 - 2014 | 82 |
| Table 3.9 | - Fine defaulters admitted to prisons by offences, Republic of Mauritius, 2011 - 2014 | 82 |

| | | |
|------------|---|----|
| Table 3.10 | - Juvenile detainees in Correctional Youth Centre, Republic of Mauritius, 2011 - 2014 | 83 |
| Table 3.11 | - Juvenile convicts admitted to Correctional Youth Centre by type of offences, Republic of Mauritius, 2011 - 2014 | 83 |
| Table 3.12 | - Juvenile detainees admitted to Rehabilitation Youth Centre by sex, Republic of Mauritius, 2011 - 2014 | 84 |
| Table 3.13 | - Juvenile convicts admitted to Rehabilitation Youth Centre by type of offences and sex, Republic of Mauritius, 2011 - 2014 | 84 |
| Table 3.14 | - Staff of the Mauritius Prisons Services, Republic of Mauritius, 2013 & 2014 | 85 |
| Table 3.15 | - Staff of the Rehabilitation Youth Centre, Republic of Mauritius, 2013 & 2014 | 85 |
| Table 3.16 | - Total expenditure of the prisons, Republic of Mauritius, 2010 - 2014 | 86 |

SECTION 4 - PROBATION STATISTICS

| | | |
|-----------|--|----|
| Table 4.1 | - Offenders sentenced with probation orders, Republic of Mauritius, 2011 - 2014 | 89 |
| Table 4.2 | - Offenders sentenced with probation orders according to United Nations classification of offences, Republic of Mauritius, 2011 - 2014 | 90 |
| Table 4.3 | - Offenders subjected to community service work, Republic of Mauritius, 2011 - 2014 | 91 |
| Table 4.4 | - Offences for Community Service Orders according to United Nations classification of offences, Republic of Mauritius, 2011 - 2014 | 91 |
| Table 4.5 | - Staff of the Probation and After-care Service, Republic of Mauritius, 2013 & 2014 | 92 |
| Table 4.6 | - Total expenditure of the Probation and After-care Service, Republic of Mauritius, 2010-2014 | 92 |

ANNEX

| | |
|-----------|--|
| Annex I | - Summary of criminal offences disposed, Republic of Mauritius, 2014 |
| Annex II | - The National Criminal Chart, Republic of Mauritius |
| Annex III | - Glossary of terms |

Crime, Justice and Security Statistics, 2014

Introduction

This issue of the “Digest of Crime, Justice and Security statistics, 2014” covers statistics from the Mauritius Police Force (MPF), the Judiciary Department, the Mauritius Prison Services (MPS), and the Probation and After-care Service for 2014.

All data in this issue relate to the Republic of Mauritius, unless otherwise stated.

To assist in interpreting the figures, a summary of criminal offences disposed of in 2014 is at Annex I, a reference chart of the flow through the criminal justice system at Annex II and a glossary of terms at Annex III.

Statistical notes

The following points should be recalled when drawing any conclusions from the figures in this publication:

- (a) When comparing figures it should be realised that police and judiciary figures are based on offences but prison and probation figures are based on offenders; many offenders are sentenced for more than one offence; or two offenders may be convicted of the same offence.
- (b) Offences can sometimes be reclassified, usually as less serious, as they proceed from police investigation through prosecution to final court sentence. This is usually due to evidence not being as robust as at first thought or more evidence coming to light following the initial report.
- (c) The trends in offences like drug offences and road traffic offences should be interpreted with caution since it may be affected by the activities and priorities of the police.
- (d) Police statistics are often better indicators of prevalence of law and willingness to report offences than actual prevalence. Therefore, surveys on the experience of victimization from the public together with the data from the reported cases can give a more comprehensive picture on the actual number of victims.

An overview

1. Police Statistics

1.1 Reported cases according to police classification

1.1.1 Offences

Cases reported at the police are:

- either offences punishable by law such as crimes (which are punishable by penal servitude and/or a fine exceeding Rs 5,000), misdemeanours (which are punishable by imprisonment for a term exceeding 10 days and/or a fine exceeding Rs 5,000) and contraventions (which are punishable by imprisonment for a term not exceeding 10 days and/or a fine not exceeding Rs 10,000),
- or relate to other occurrences such as accidental deaths, accidental fires, suicides or attempted suicides and street accidents, which are not connected to any offence.

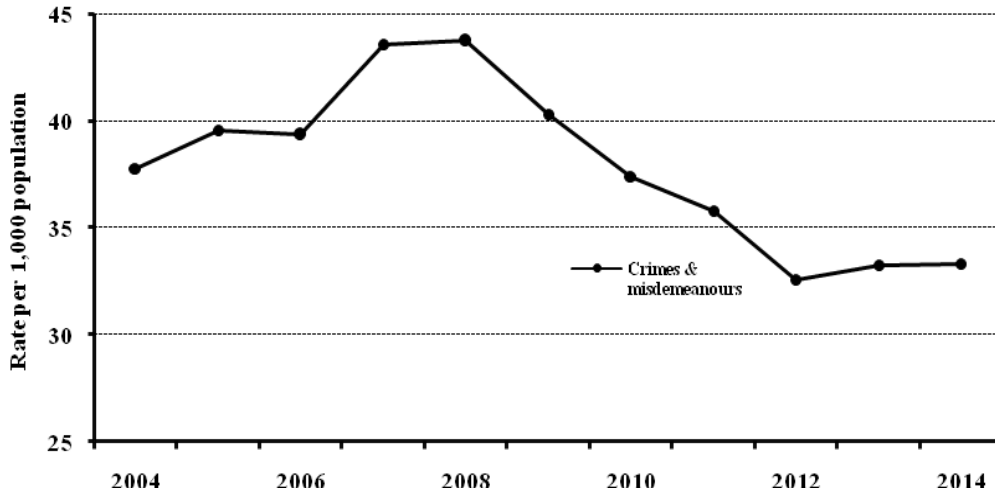
Cases reported to the police increased by 4% to 345,056 in 2014 from 331,178 in 2013 (Table 1.1).

- (a) Around 15% of the overall offences reported in 2014 were linked to crimes (2%) and misdemeanours (13%). The remaining 85% were contraventions mainly related to road traffic offences.

General level of crime increases slightly

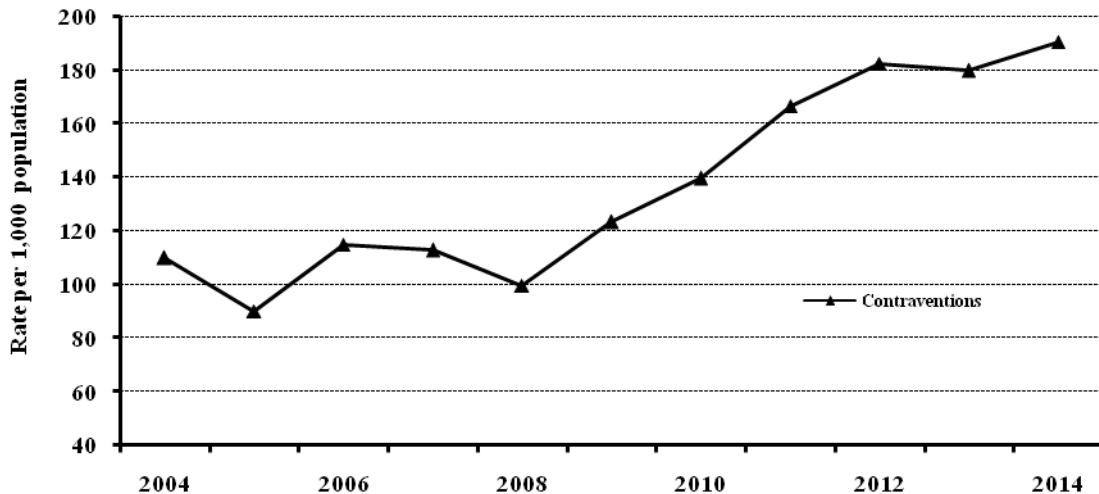
- (b) Compared to 2000, the general level of crime and misdemeanor was on a rising trend to reach a peak in 2008 when the offence rate (excluding contraventions) was 44 per 1,000 population. It then declined gradually to stabilize at 33 during the period 2012 to 2014. Between 2013 and 2014, the general level of crime as measured by total offences (crimes and misdemeanours) increased marginally by 0.4% due to rises in drug offences (+13%) and sexual offences (+8%) (Table 1.1).

Figure 1.1 - Total offence rate, (crimes and misdemeanours) - Republic of Mauritius, 2004 - 2014



- (c) Between 2013 and 2014, contraventions, mainly related to road traffic offences increased by 6% (Table 1.1). As from 2008, the contravention rate per 1,000 population was continuously on the rise from 99 to reach 182 in 2012. It then declined to 180 in 2013 to increase again to 190 in 2014.

Figure 1.2 - Contravention rate, Republic of Mauritius, 2004 - 2014



1.1.2 Other cases reported

Out of the 345,056 cases reported to the police in 2014, some 63,044 cases were not classified as offences. These “non-offence” cases comprised execution of warrants (21%), road accidents (11%), transfer cases (3%), missing cases (1%) and other miscellaneous occurrences (61%). It is noted that suicide cases and attempted ones increased by 22% and 9% to reach 101 and 448 cases respectively (Table 1.1).

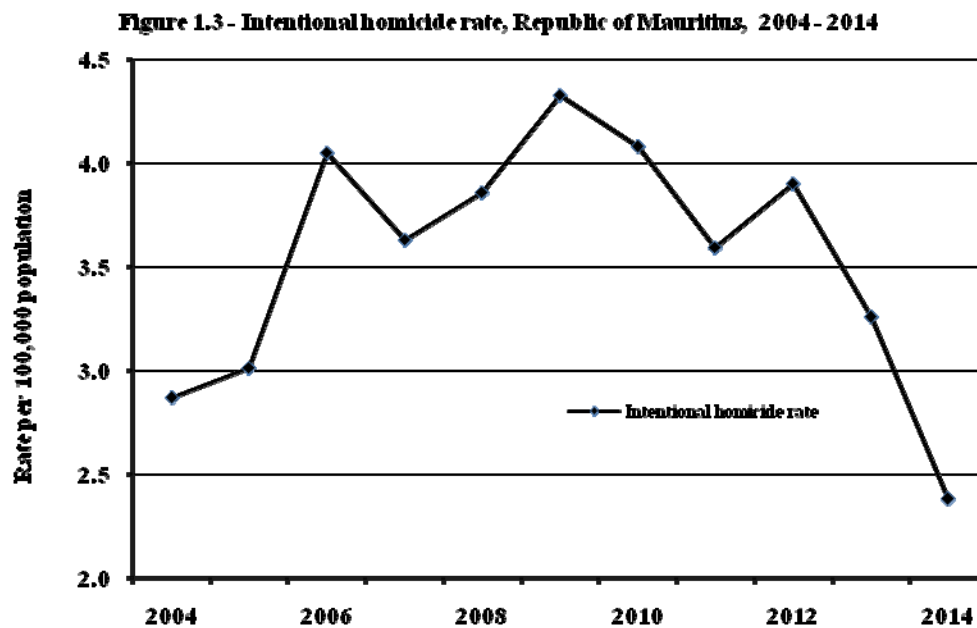
1.2 Reported offences according to United Nations classifications

1.2.1 Overview of crime situation

Excluding road traffic offences, property offences and assaults made up nearly half of all reported offences in 2014.

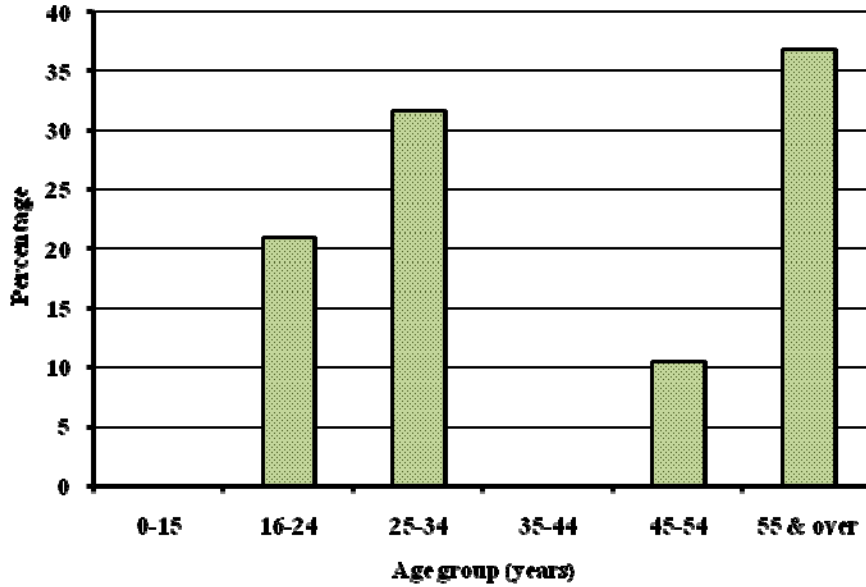
1.2.2 Homicide

- (a) The homicide offences decreased by 15% to 100 in 2014 from 117 in 2013. Out of the 100 cases, 30 were intentional homicides committed, 12 were attempted intentional homicides and 58 were non-intentional homicides (Table 1.5).



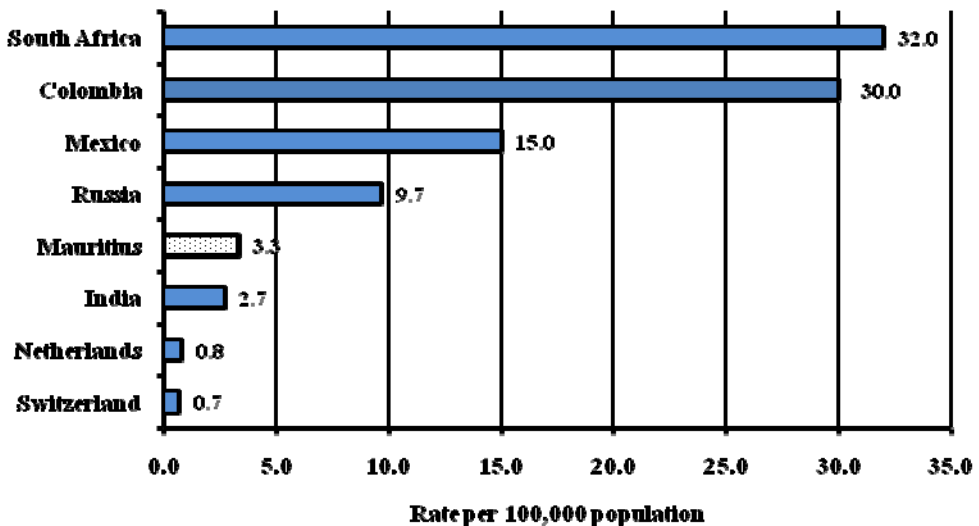
- (b) From 2013 to 2014, intentional homicide committed decreased by 27% from 41 to 30. Consequently, the rate per 100,000 population went down from 3.3 to 2.4.
- (c) In 2014, the number of victims of intentional homicides committed (excluding abortion) was 19 (Table 1.8), of whom:
- (i) 58% were males;
 - (ii) 47% were aged 45 years & over and another 32% aged between 25 and 44 years;
 - (iii) 7 victims were related to their offenders;
 - (iv) 37% were killed in private households, 26% in public places (e.g. public road, commercial area, etc) and the remaining 37% in other places (e.g. abandoned land or building, etc.);
 - (v) 21% of those killed in private households were related to their offenders.

Figure 1.4-Victims of intentional homicide (committed) by age group, Republic of Mauritius, 2014



(d) Intentional homicide rate is an important indicator of the level of social stability. Latest available statistics from United Nations Office on Drugs and Crime (UNODC) show that there was considerable variation in the intentional homicide rates for 2013 among the different countries ranging from 0.7 to 32.0 per 100,000 population. The rate for Mauritius in 2013 was 3.3.

Figure 1.5- Intentional homicide rates for selected countries, 2013

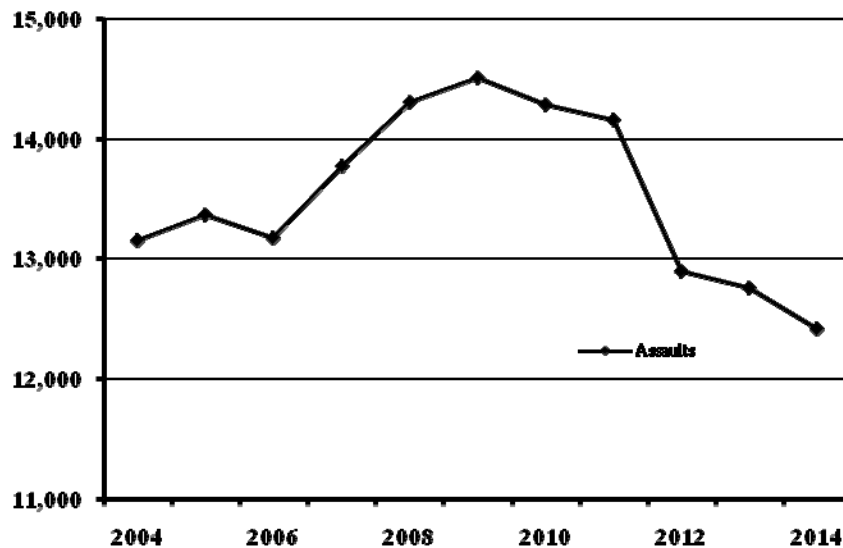


(Source: United Nations Office on Drugs and Crime)

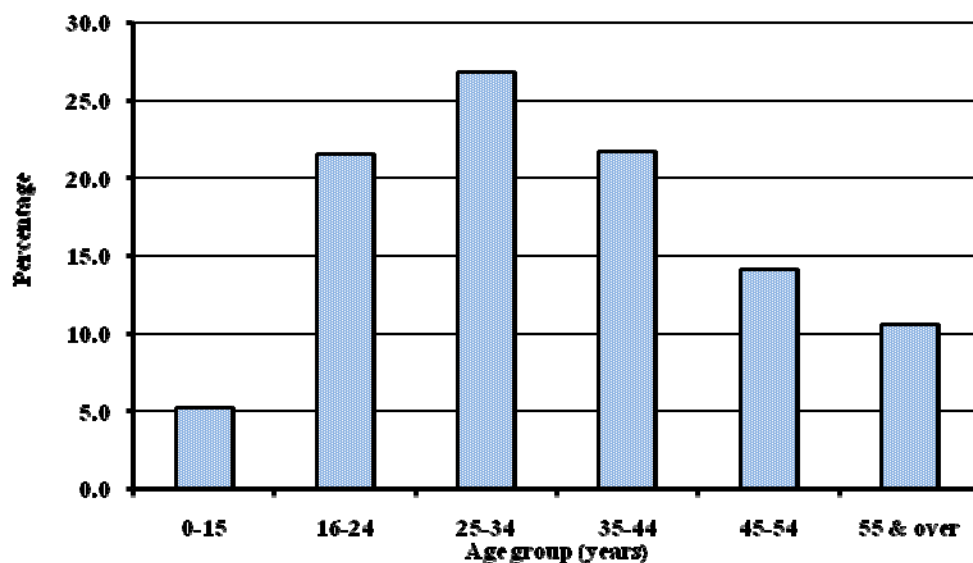
1.2.3 Assaults

- (a) In 2014, some 12,414 assaults were reported, representing a decrease of 3% over the figure of 12,761 in 2013. Most of them (98%) were simple assaults. The rate per 100,000 population dropped to 985 in 2014 from 1,014 in 2013.
- (b) The number of reported assaults was on a declining trend as from 2009.

Figure 1.6- Total Assaults, Republic of Mauritius, 2004 - 2014

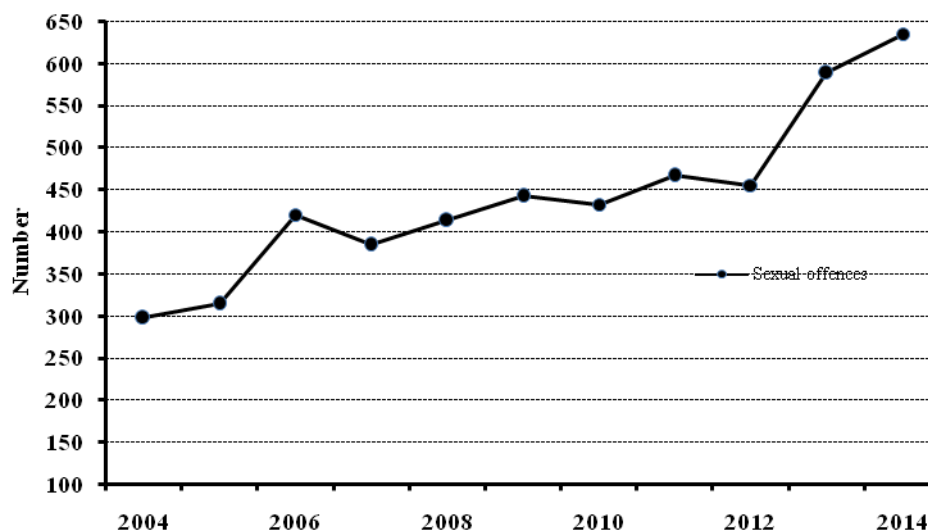


- (c) Out of the 12,486 victims of assaults registered in 2014 (Tables 1.7 & 1.8),
- (i) 56% were males;
 - (ii) 45% were related to their offenders;
 - (iii) 50% were assaulted in private households, 33% in public places (e.g. road, beaches, commercial area, hotel, bungalow, etc) and the remaining 17%, in educational institutions and other places such as workplace, hospital, airport, concert, etc;

Figure 1.7 - Victims of Assaults by age group, Republic of Mauritius, 2014

1.2.4 Sexual offences

- (a) Sexual offences were on a rising trend since 2004. Between 2013 and 2014, the number of reported sexual offences increased by 8% to 634 from 588 (Table 1.5).

Figure 1.8 - Total sexual offences, Republic of Mauritius, 2004 - 2014

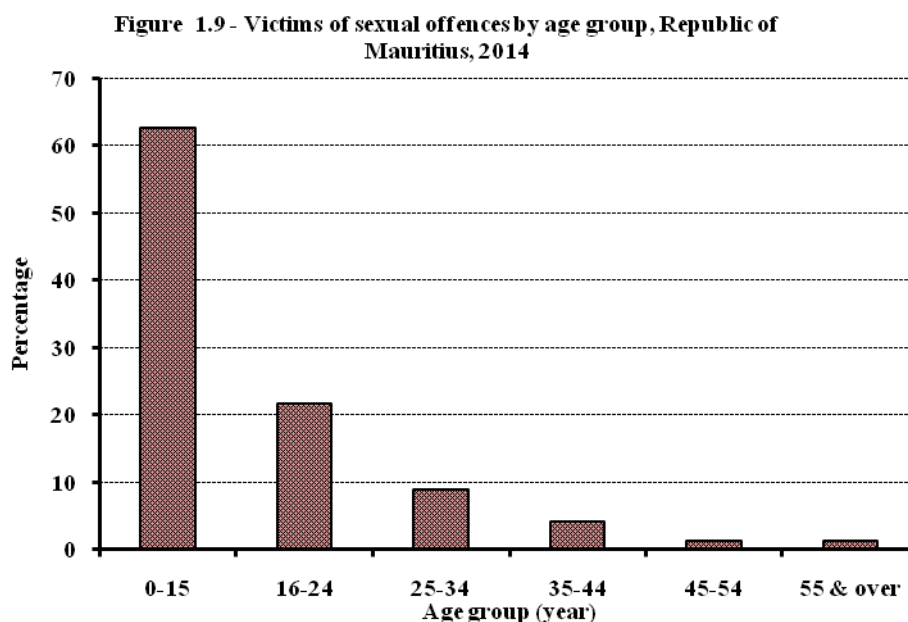
- (b) The high increase in sexual offences was driven by increases of 41% among sexual offences under the Child Protection Act (CPA)¹, 27% in sexual intercourse with minor under 16 and 11% in rape.

¹ Sexual offences under CPA: causing child to be sexually abused, accessing to a brothel and engaging in prostitution

- (c) The rate of sexual offences per 100,000 population was 50 in 2014 compared to 47 in 2013.

A higher proportion of victims of sexual assaults were young females

- (d) The female victimisation rate for sexual offences rose from 81 per 100,000 female population in 2013 to 89 in 2014 (Tables 1.7 & 1.8).
- (e) The sexual offences resulted in 625 victims, of whom:
- (i) 91% were females;
 - (ii) 63% were aged below 16 years;
 - (iii) 64% were students;
 - (iv) 65% occurred in private households;
 - (v) 23% of the victims had family relationship with their offenders.



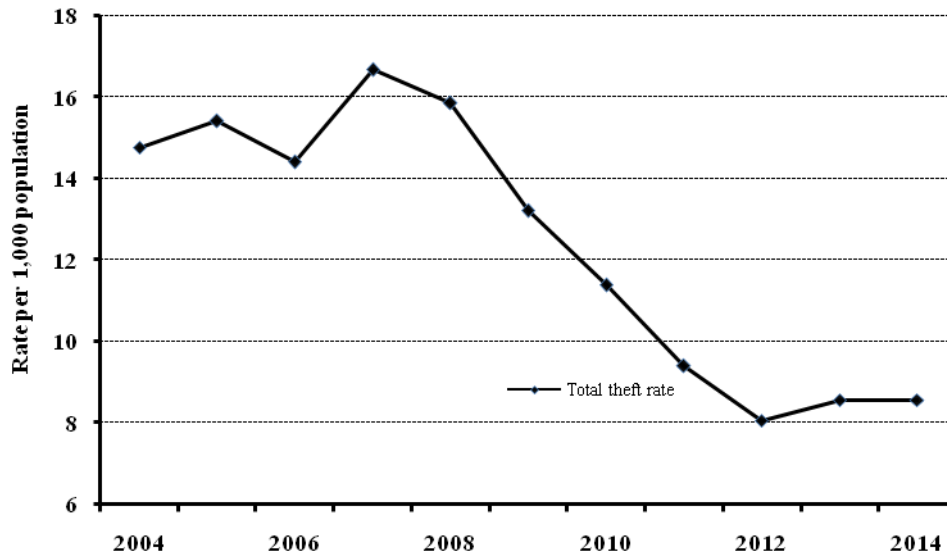
1.2.5 Property offences

- (a) There were 14,765 property offences in 2014. These consisted of mainly thefts (73%), followed by damage to property (15%), fraud & dishonesty (7%) and embezzlement (4%). The remaining 1% was offences due to 'receiving and possession of stolen property'.

Property offences went down from 2013 to 2014

- (b) From 2013 to 2014, property offences decreased by 2% mainly due to a fall of 17% in fraud & dishonesty and 8% in burglary. The decrease in fraud & dishonesty was mainly explained by falls in 'swindling' (-41%), 'swearing false affidavit' (-40%) and 'demanding money or property by threat of false accusation' (-36%). The fall in burglary was due mainly to a decrease in 'larceny (day) breaking' (-13%). On the other hand, a marginal rise of 0.1% from 10,768 to 10,783 was noted in theft (Table 1.5).

Figure 1.10 - Total theft rate, Republic of Mauritius, 2004 - 2014



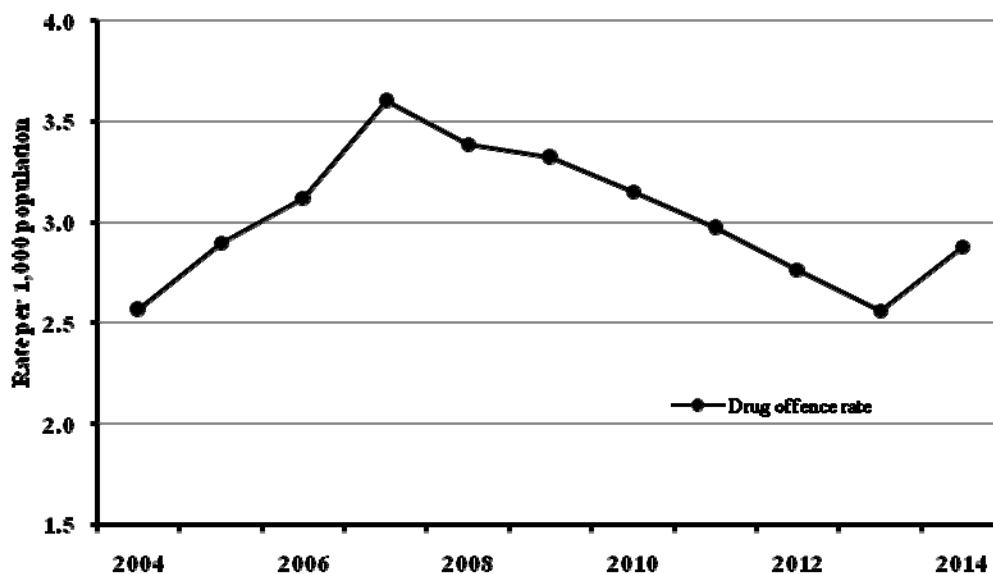
- (c) Thefts have been rising since 2002 to reach a maximum rate of 17 per 1,000 population in 2007. Thereafter, the trend reversed with a drastic fall of 50% from 2008 to 2012 resulting in a drop in the theft rate from 16 to 8 per 1,000 population. It rose to 9 in 2013 and maintained the same rate in 2014.

1.2.6 Drug offences

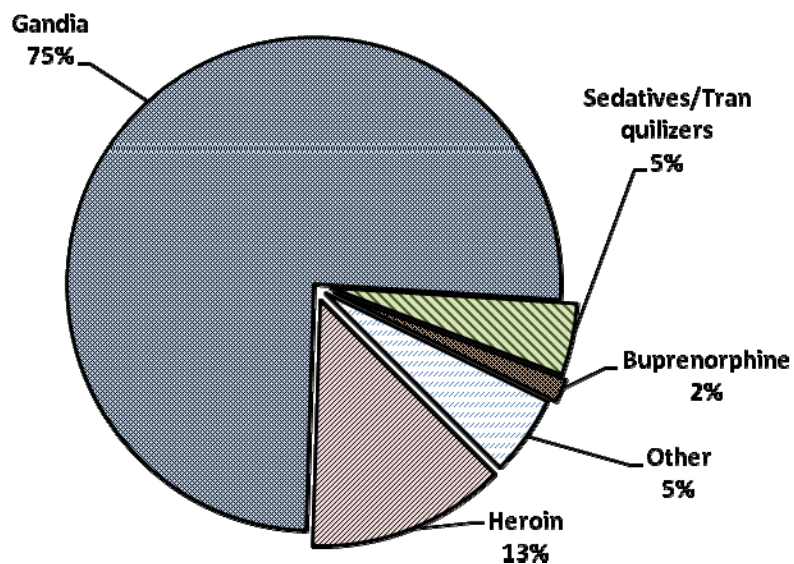
All drugs

Drug offence moved up after declining for the past six years

- (a) The drug offence rate per 1,000 population, which was 2.8 in 2003, decreased to 2.6 in 2004 and peaked up to 3.6 in 2007. Thereafter, it declined continuously to 2.6 in 2013 before rising again to 2.9 in 2014. The overall number of drug offences registered, increased by 13% to 3,631 in 2014 from 3,227 in 2013 (Table 1.9).

Figure 1.11 - Drug offence rate, Republic of Mauritius, 2004 - 2014

- (b) In 2014, out of the 3,631 drug offences reported, 75% were gandia related offences, 13% heroin related offences, 5% for sedatives/tranquilizers and the remaining 7% for buprenorphine and other type of drugs.

Figure 1.12 - Drug offences by type, Republic of Mauritius, 2014

- (c) The estimated market value of all drugs seized in 2014 was about Rs 237 Million.

- (d) From 2013 to 2014, among the quantity of drugs seized in kilograms, an increase of 13% was noted for gandia. On the other hand, the quantity of heroin seized declined by 15%. It is also noted that quantity of drugs seized in terms of pills/tablets for buprenorphine dropped by 80% and that of sedatives /tranquilizers by 37% (Table 1.10).

Importation of drugs

- (e) 34 cases for importation of drugs were detected in 2014 compared to 41 in 2013, down by 17% (Table 1.9).
- (f) From 2013 to 2014, cases for importation of heroin and gandia decreased by 40% to 9 and by 17% to 10 cases respectively. Three cases concerning sedatives/tranquilizers were detected in 2014 compared to no case in 2013. There were two cases for buprenorphine in 2014 against one in 2013 (Table 1.9).

Dealing of drugs

- (g) An important decrease of 70% was noted in cases related to drug dealing dropping from 183 in 2013 to 54 in 2014 (Table 1.9).
- (h) From 2013 to 2014, cases for dealing in heroin dropped from 9 to 5. During the same period, cases for dealing in buprenorphine and in sedatives/tranquilizers decreased respectively from 8 to 2 and from 138 to 7. On the other hand, dealing for gandia increased from 26 to 38 (Table 1.9).
- (i) Some 102,000 plants of gandia were uprooted by ADSU in 2014 against 55,000 in 2013.

Possession/consumption of drugs

- (j) In 2014, cases related to possession/consumption of drugs were as follows: Gandia (1,571), heroin (449), sedatives/tranquilizers (157) and buprenorphine (44) (Table 1.9).
- (k) From 2013 to 2014, the number of cases linked to possession of heroin and gandia increased respectively by 61% to 410 and by 17% to 1,293. During the same period, the number of cases regarding possession of sedatives/tranquilizers went up from 99 to 154 and of buprenorphine from 26 to 40 (Table 1.9).

1.2.7 Road traffic offences

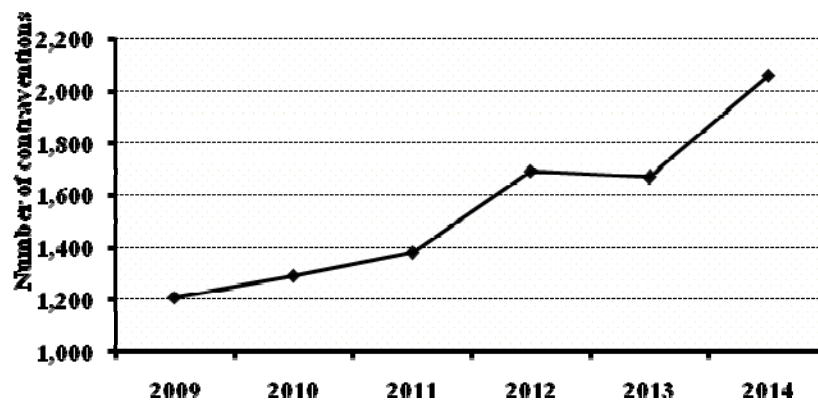
Contraventions

- (a) The number of road traffic contraventions registered increased by 6% from 211,546 in 2013 to 224,855 in 2014 (Table 1.13).

Rise in the number of contraventions for ‘exceeding speed limit’ and ‘driving under influence of liquor’

- (b) Road traffic contraventions for ‘exceeding speed limit’ rose considerably by 46% from 66,461 in 2013 to 96,872 in 2014 (Table 1.13).
- (c) The number of contravention for driving under the influence of liquor, which was rising continuously since 2009, decreased slightly in 2013 to rise again by 23% from 1,670 in 2013 to 2,059 in 2014. Other offences which increased were: Inefficient silencer (+42%) from 1,646 to 2,345 and failing to stop when signaled by a police officer (+15%) from 1,554 to 1,780 (Table 1.13).

Figure 1.13 - Driving under influence of liquor, Republic of Mauritius, 2009 - 2014



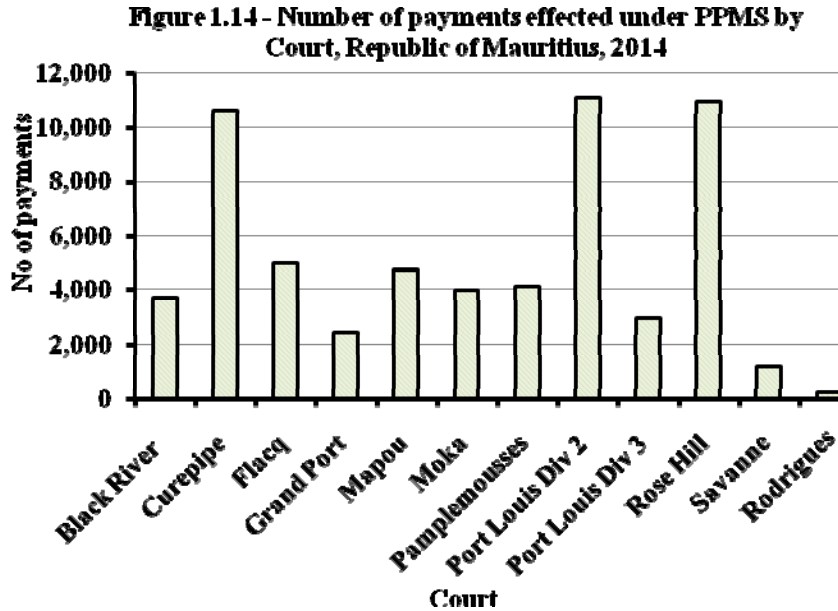
- (d) Conversely, the following offences for contravention decreased from 2013 to 2014: Failing to wear seat belt whilst driving (-47%), making use of cellular phone whilst driving (-45%) and driving without due care and attention (-18%) (Table 1.13).

Penalty Points System

The Penalty Points Management System (PPMS) has been implemented as from 10 May 2013. The aim of PPMS is to stimulate the driver’s self-responsibility in order to reduce fatality rate, encourage safe driving and re-educate drivers by assigning penalty points for a selected number of road traffic offences. Penalty points are allocated by the Court, in addition to other sanctions such as monetary fines, and used especially to tackle the most dangerous safety related road traffic offences committed by drivers. The range of penalty points varies from 2 to 10 in relation to the severity of the offence. The penalty points are endorsed on the Driving License Counterpart (DLC) and also captured in the PPMS. The permitted maximum number of penalty points for licensed holders is 15 and 10 for holders of provisional driving license. Penalty Points allocated for an offence remains effective for 36 months unless it is counted to bring a disqualification of driving license. Reaching the threshold for the first time leads to a disqualification for at least 6 months. On a second disqualification, the driving license is cancelled.

- (a) In 2014, some 60,946 payments were effected under the Penalty Point Management System by holders of Mauritian Driving License in the Republic of Mauritius. Almost

eight out of every 10 fines paid were due to exceeding speed limit, of which most (99%) were due to exceeding speed limit by less than 25 kilometres per hour. Failing to wear seat belt when driving a motor vehicle accounted to 6% followed by the use of a hand held or telephone handset, 5% (Tables 1.13-1.16).



- (b) The highest payments effected at the District Courts were at the Rose Hill District Court and Division 2 of Port Louis District Court which accounted for 18% each. The least payments were registered at the Court of Rodrigues (<1%) followed by the Savanne District Court (2%).
- (c) In 2014, some 47,738 Mauritian driving license holders were sanctioned by the PPMS. Some 44,701 drivers (94%) had attained at most 4 points, of whom, 81% had already 2 points. It is noted that 7 holders of competent driving license and 2 holders of provisional driving license were disqualified under the PPMS as at 31 December 2014. Out of the 9 persons, one has been disqualified twice and his driving license has been cancelled (Table 1.17).

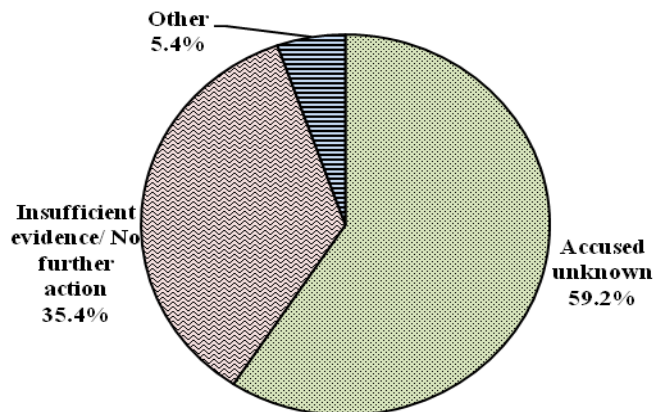
1.3 Investigation and prosecution

On completion of police enquiries/investigations, cases are taken to court for prosecution either as decided by Police or upon the advice of the Director of Public Prosecution (DPP). However, for some cases, prosecution does not follow. This is either, because of 'false and doubtful complaint', 'trifling cases', 'accused unknown', 'accused absconded', 'evidence insufficient', 'caution administered' or no further action as per the advice of the DPP.

1.3.1 Status of offences

In 2014, some 41,362 offences were investigated by the police, of which 24,888 (60%) were taken to court for prosecution. The remaining 16,474 offences investigated were not taken to court mainly because in 59% of these offences, the accused were unknown and in another 35%, there were insufficient evidence (Tables 1.21 & 1.22).

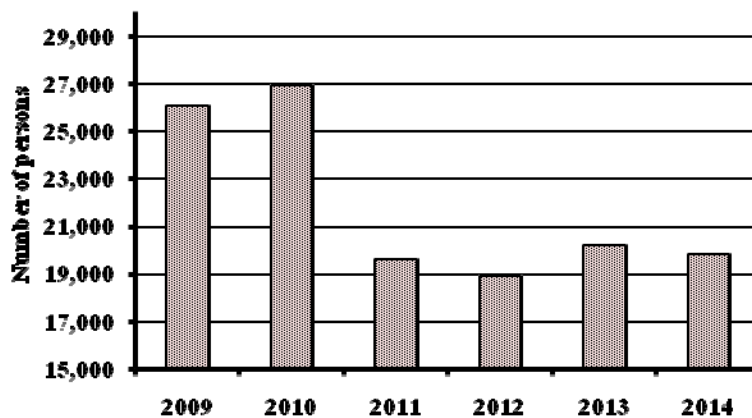
Figure 1.15 - Offences not taken to Court after investigation, Republic of Mauritius, 2014



1.3.2 Persons suspected, arrested or cautioned

(a) The number of persons suspected, arrested or cautioned in 2014 decreased by 2% to 19,796 from 20,195 in 2013 (Table 1.23).

Figure 1.16 - Persons suspected, arrested or cautioned, Republic of Mauritius, 2009 - 2014



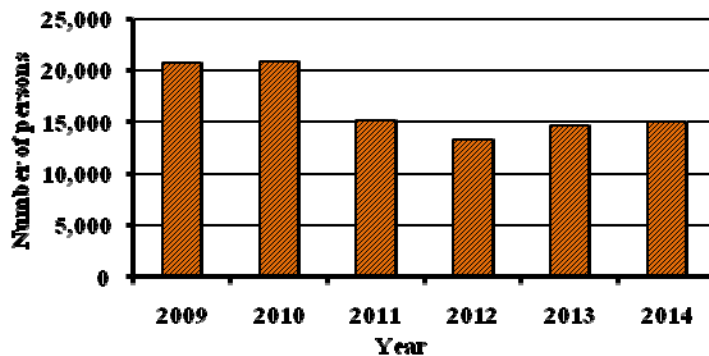
(b) In 2014, of the 19,796 persons whom police arrested in the course of criminal investigations, 37% were arrested for property offences¹, 30% for assault and related offences, 10% for drug related offences, 3% for homicide and sexual offences and the rest for offences such as threatening in writing or verbally, involuntary wound & blows, computer misuse and cybercrime Act, etc.

¹Include fraud & dishonesty, embezzlement and theft (larceny aggravating circumstance, larceny of cellular phones, larceny from motor vehicles, etc).

1.3.3 Persons prosecuted

- (a) The number of persons prosecuted increased slightly by 3% to 14,912 in 2014 from 14,547 in 2013 with rises among both adults and juveniles (Tables 1.24).

Figure 1.17 - Persons prosecuted, Republic of Mauritius, 2009 - 2014



- (b) In 2014, out of the 14,912 persons prosecuted; 29% were for simple assaults; 24% for thefts; 12% for drug offences; and 1% for sexual offences. From 2013 to 2014, important decreases were noted for the number of persons prosecuted for homicide and related offences from 195 to 45 and sexual offences from 365 to 147 (Table 1.24).

1.4 Police stations and Police Force

Ratio of Police to Population was 9.9 to 1,000

- (a) The total number of police stations and posts totaled 111 in 2014 (Table 1.25).
- (b) The police force for 2014 comprised 12,456 Officers (11,408 males and 1,048 females) compared to 11,729 Officers (10,836 males and 893 females) in 2013 and the police to population ratio rose to 9.9 per 1,000 mid-year population in 2014 from 9.3 in 2013 (Table 1.25).

1.5 Expenditure of the Police Department

6% of the Government expenditure went to the Police Department

The total (recurrent and capital) actual expenditure of the Police Department was around Rs 6,926 Million for the year 2014, and its share expressed as a percentage of the total government expenditure was 6%, same as in 2013 (Table 1.27).

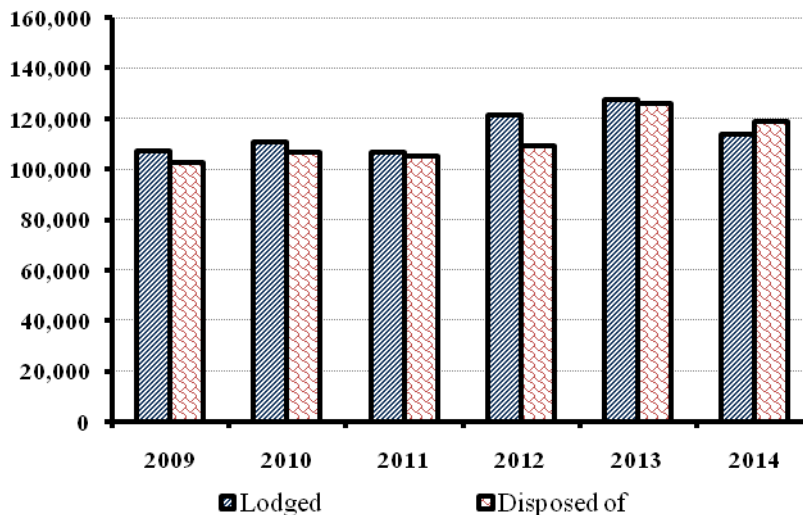
2. Judiciary statistics

The Supreme Court, the Intermediate Court and the District Courts try both civil and criminal cases. Cases are lodged in the different courts according to their seriousness and region of occurrence. If the parties involved are not satisfied with the verdict of the lower courts, they may make appeal to the Supreme Court and ultimately to the Privy Council. The Industrial Court tries matters relating to industrial disputes.

2.1 Criminal cases lodged and disposed of

- (a) From 2013 to 2014, the total number of criminal cases lodged in court decreased by 11% to 114,032. Around 94% of them were lodged in District Courts (Table 2.1).
- (b) Similarly, the number of cases disposed of decreased by 6% to 118,695, of which 95% were in District Courts (Table 2.1).

Figure 2.1 - Criminal cases lodged and disposed of at courts, Republic of Mauritius, 2009 - 2014



Outstanding cases at courts lower in 2014

- (c) Outstanding cases were lower at the end of 2014 by 7% from 33,470 in 2013 to reach 31,179. Most of these cases (90%) were at District Courts.

2.2 Convictions

All offences

- (a) Some 138,120 criminal offences were disposed of after Court action in 2014. The prosecuted persons were proven guilty in 84% of these offences, of which more than 99% involved adults. The remaining 16% were acquitted or non-adjudicated. A summary of the criminal offences disposed of is at Annex I.
- (b) From 2013 to 2014, the conviction rate per 1,000 population fell by 1.2 points from 22.0 to 20.8 (Table 2.6).

- (c) Some 76% of the convictions were due to road traffic offences; 5% for property offences; 3% assaults and 2% drug offences (Table 2.2).

Homicide offences

- (d) The convictions for homicide offences increased by 5% from 104 in 2013 to 109 in 2014 mainly due to an increase in non-intentional homicide from 84 to 93. On the other hand, a decline of 17% was noted in the convictions for intentional homicide (committed) from 18 to 15 mainly due to a decrease in manslaughter. One conviction for attempted intentional homicide was recorded in 2014 against 2 in 2013.

Assaults

- (e) Some 3,061 convictions for assault were pronounced in 2014, representing a drop of 23% over the figure of 3,964 in 2013. Most of them (90%) were simple assaults (assaults/wound & blows) (Table 2.2).

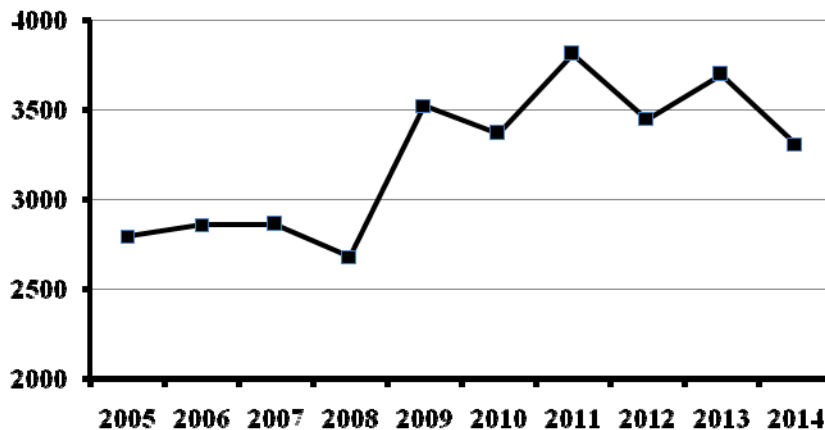
Sexual offences

- (f) From 2013 to 2014, sexual offence convictions decreased by 35% from 220 to 144 mainly due to drops in rape from 18 to 9, sodomy from 16 to 13, 'sexual intercourse with minor under 16' from 93 to 61 and 'solicits/importunes person for immoral purpose' from 26 to 9. There were 35 convictions for 'attempt upon chastity' against 34 in 2013.

Property offences

- (g) In 2014, convictions for property offences were 5,385 in 2013. Some 61% of them were on theft, 14% on fraud & dishonesty, 11% on possession of stolen property, 10% on damage to property and 4% on embezzlement.
- (h) Compared to 2013, convictions for property offences in 2014 dropped by 7%. This was driven mainly by a decrease of 11% in the number of convictions for theft from 3,696 in 2013 to 3,306 in 2014.

Figure 2.2 - Convictions for theft, Republic of Mauritius, 2005 - 2014



2.3 Sentence imposed

Various types of sentences are imposed according to the Mauritian criminal law, depending on the seriousness of the offence and the previous criminal history of the offender.

- (a) Out of the 115,396 offences for which sentences have been imposed in 2014, the accused persons were either sentenced to pay fines (95%) or imprisoned (3%). The remaining 2% were either committed to community service works or issued with probation orders, or discharged either conditionally or absolutely.
- (b) From 2013 to 2014, the number of fines imposed decreased by 11% from 122,304 to 109,424. Similarly, imprisonment dropped by 17% from 3,717 to 3,097.

2.4 Court rooms and staff

- (a) The number of court rooms decreased from 53 in 2013 to 51 in 2014 (Table 2.7).
- (b) From 2013 to 2014, the staff of the Judiciary, excluding administrative and supporting staff, increased from 389 (214 males and 175 females) to 393 (206 males and 187 females). Among them, there were 69 Judges/Senior Magistrates/Magistrates including one Chief Justice and one Senior Puisne Judge (Table 2.8).

2.5 Expenditure of the Judiciary

The actual (recurrent and capital) expenditure of the Judiciary was around Rs 486 Million for the year 2014 (Table 2.9). Its share expressed as a percentage of the total government expenditure was around 0.5%.

3. Prison and detention statistics

Adult detainees are sent to Mauritius Prisons Services (MPS), while juvenile detainees are either sent to Correctional Youth Centre (CYC) at the MPS, to Rehabilitation Youth Centres (RYC) or to Probation homes/ hostels according to the gravity of the offences committed.

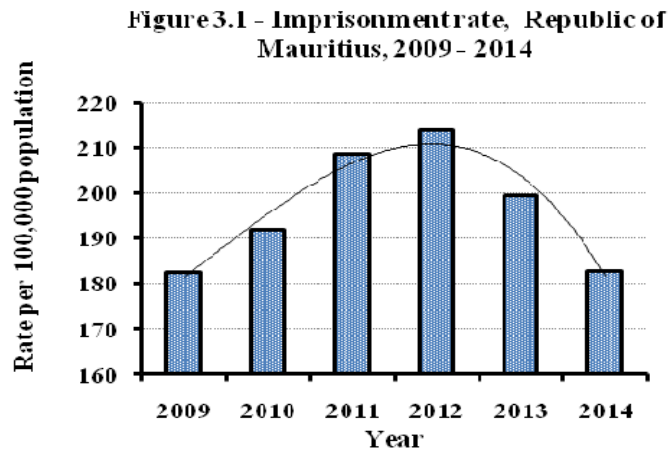
3.1 Imprisonment

Imprisonment is an indicator of the performance of the criminal justice system of a country. A high imprisonment rate may indicate either high offending rate and/or severe sentencing practice. Reducing imprisonment by imposing alternative sentences can improve prisons condition and treatment of offenders, reducing cost to Government and ensuring better prisons management.

- (a) In 2014, the daily average prison population was 2,310 detainees (Table 3.1).
- (b) Out of every 100 detainees in prison:
- (i) 65 were convicts and 35 were on remand and awaiting trial;
 - (ii) 93 were male adults, 6 were female adults and the rest were male juveniles.
- (c) The daily average remand and trial population decreased by 7% to 818 in 2014 from 877 in 2013.

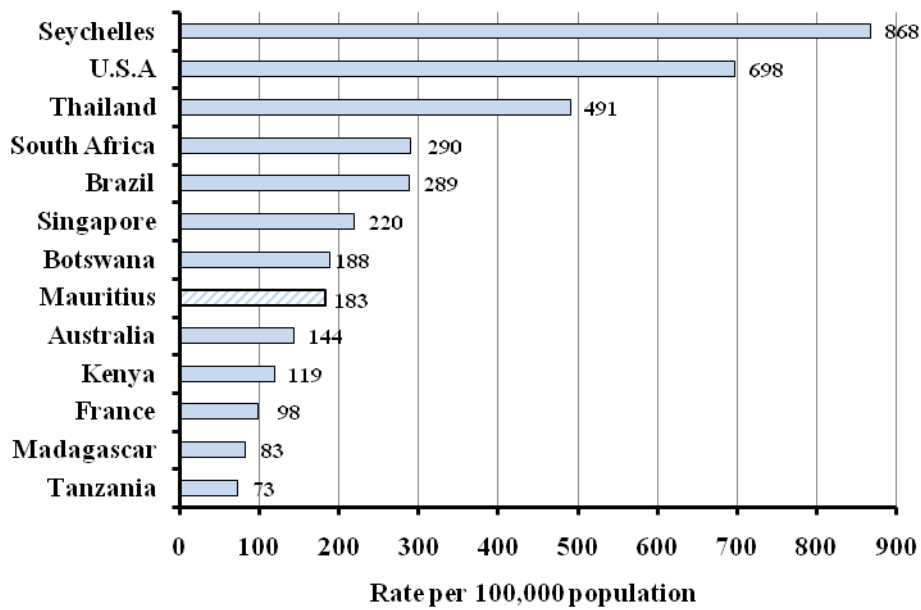
A decreasing imprisonment rate in 2014

- (d) The imprisonment rate per 100,000 mid-year population rose continuously from 170 in 2008 to reach 214 in 2012 and then, declined gradually to 183 in 2014.



- (e) Latest available statistics from World Prison Brief shows that there was considerable variation in imprisonment rates among countries from different continents in 2014. Countries in the region with higher imprisonment rates than Mauritius include Seychelles, South Africa and Botswana; and countries with lower imprisonment rates include Kenya, Madagascar and Tanzania.

Figure 3.2 - Imprisonment rates for selected countries, 2014



(Source: World Prison Brief, International Centre for Prison Studies, Kings College, London)

3.2 Prison occupancy level

Prisons occupancy varies from 67% to 81%

- (a) In 2014, the eleven prisons of the country had a total capacity of 3,030 detainees but were occupied by an average of 2,296 detainees daily, representing an average prison occupancy level of 76%. The highest occupancy level reached was 81% and the lowest, 67%. The opening of the Eastern High Security Prison (Melrose) in March 2014 has considerably reduced the continuous overcrowding of prisons during the past years.
- (b) According to international occupancy rates in 2014, countries like Kenya (202%), Madagascar (181%), Brazil (161%), Indonesia (153%), Botswana (100%), Australia (96%) and Singapore (79%) had higher rates than Mauritius (77%). A few countries such as Japan had a lower rate (70%). It is noted that the occupancy rate of Mauritius has considerably improved to 77% in 2014 from 110% in 2013.

3.3 Admission of convicts

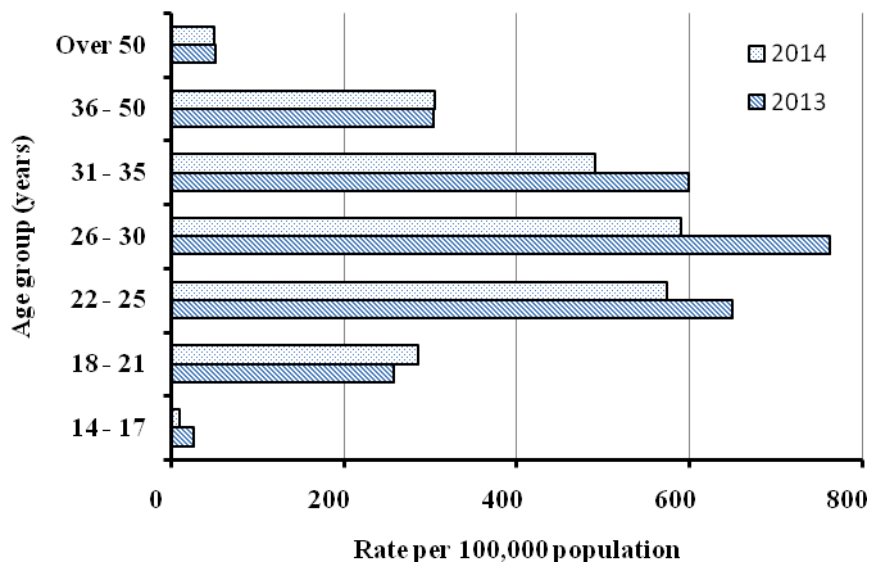
3.3.1 Overview on admissions

A larger proportion of convicts were aged between 26 to 35 years old

- (a) The number of convicts admitted decreased by 10% to 2,678 in 2014 from 2,990 in 2013.
- (b) Admission rate per 100,000 population was 261 in 2014. It was 511 for males and 18 for females.

- (c) Out of every 100 convicts admitted to prison in 2014:
- (i) 96 were males and 4 were females;
 - (ii) 37 were in the age-group 26-35 years.
- (d) In 2014, the admission rate peaked at age-group 26-30 years, same as in 2013 (Table 3.3).

Figure 3.3 - Convicts admission rate by age group, Republic of Mauritius, 2013 & 2014



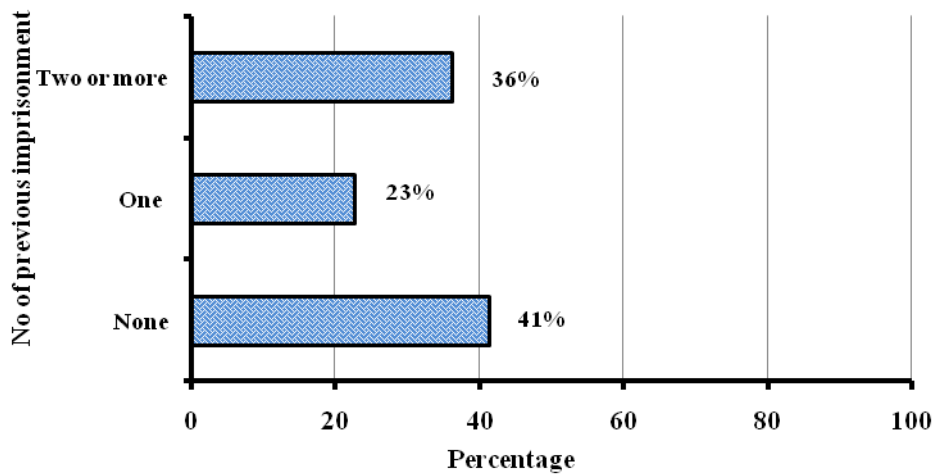
3.3.2 Convicts admitted by type of offences

- (a) From 2013 to 2014, admissions went down mainly for offences such as non-payment of fine for drunkenness and disorder (-86%), drug offences (-20%), sexual offences (-18%), assaults (-7%) and property (-6%) but increased by 20% for homicide (Table 3.4).
- (b) Out of the 2,678 convicts admitted in 2014, the main offences committed were theft (43%), fraud & dishonesty (31%), drug offences (11%), assaults (7%) and sexual offences (2%).

3.3.3 Convicts admitted by number of previous imprisonments

- (a) From 2013 to 2014, the adult convicts, who were readmitted to prison, decreased by 25% from 2,100 to 1,569 with a sharp drop of 40% in those who were admitted more than once (Table 3.6). An adult is a person aged 18 years and above.
- (b) Regardless of any observation period, out of every 100 adult convicts admitted to prison in 2014:
- (i) 59 were re-offenders who had been imprisoned in the past.
 - (ii) 36 were imprisoned more than once in the past.

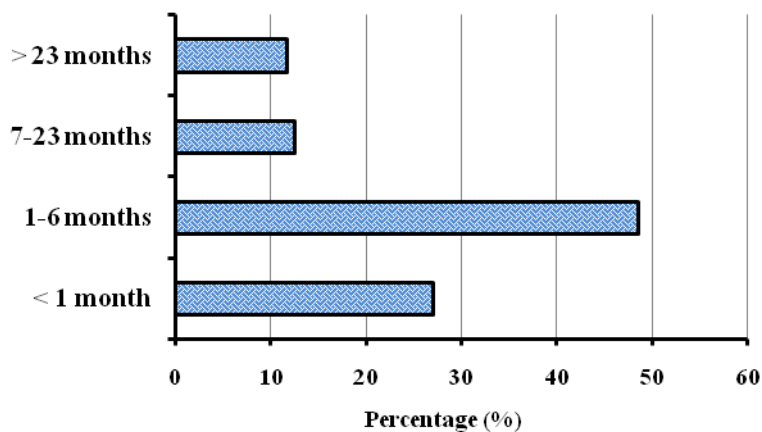
Figure 3.4 - Adult convicts admitted by number of previous imprisonment, Republic of Mauritius, 2014



3.3.4 Convicts admitted by length of sentence

- In 2014, among convicts admitted to prison, 29% were admitted for non-payment of fines and another 19% were sentenced for less than one month (Table 3.7).
- Compared to 2013, the number of convicts with short sentences of less than one month decreased by 42% in 2014. On the other hand, those sentenced for 1-3 months increased by 56%.
- None of the convicts was sentenced to life imprisonment in 2013 and 2014.

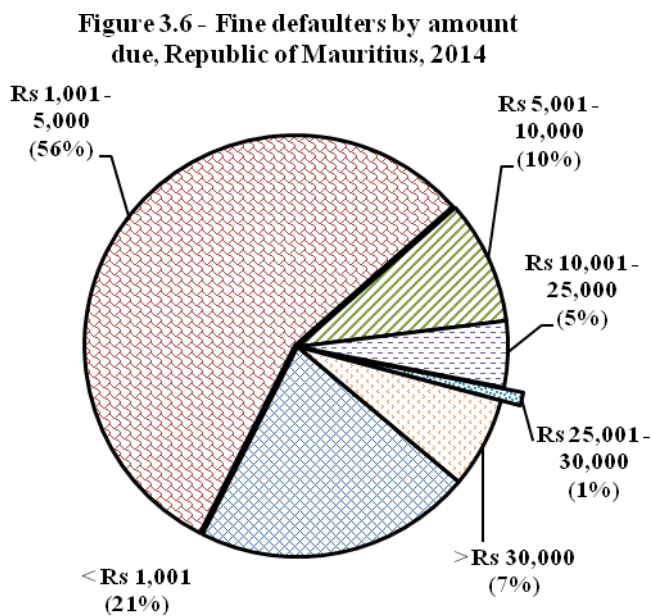
Figure 3.5 - Convicts (excluding fine defaulters) admitted by length of sentence, Republic of Mauritius, 2014



3.3.5 Fine defaulters

- 93% of fine defaulters admitted to prisons in 2014 were due to non-payment of fines up to Rs 30,000 or less, of which 83% were due to non-payment of fine up to Rs 5,000 or less (Table 3.8).

- (b) The main offences committed by the fine defaulters were, road traffic contraventions (22%), drug offences (21%), property offences (17%) and assaults (11%).
- (c) From 2013 to 2014, the number of fine defaulters admitted to prison increased slightly by 1% to 787 from 782.
- (d) The admissions due to non-payment of fines of Rs 30,000 or less rose slightly by 1% to 732 in 2014 from 725 in 2013.



3.4 Number of escapes from prison custody

There were 3 escapes from prison in 2014 compared to no escape in 2013.

3.5 Detention institutions and staff

3.5.1 Prisons and Staff

- (a) There were 11 prisons in 2014, including one in the Island of Rodrigues. The 10 prisons in the Island of Mauritius comprised two women prisons, one juvenile prison (CYC) and 7 male adult prisons.
- (b) The prison staff, excluding administrative and supporting staff, comprised 1,193 officers (1,099 males and 94 females) for a daily average of 2,310 detainees (2,175 males and 135 females) in 2014 (Table 3.14).

3.5.2 Rehabilitation Youth Centre and staff

- (a) There were two Rehabilitation Youth Centres in 2014, one for male and one for female.
- (b) The RYC staff, excluding administrative and supporting staff, comprised 40 officers (23 males and 17 females) for a daily average of 50 detainees in 2014 (Table 3.15).

3.6 Expenditure

3.6.1 Expenditure of the Prison Services

Government spends around Rs 700 daily to maintain a detainee

- (a) The total (recurrent and capital) actual expenditure of the Prison Services was around Rs 857 million for the year 2014. Its share as a percentage of the total government expenditure was 0.8% (Table 3.16).
- (b) An average amount of Rs 700 was spent daily on each detainee in 2014 for the Island of Mauritius. The calculations are based on the recurrent expenditure of the prisons, the social aid granted to the detainees' ward(s) and the value of labour contribution of detainees to the prisons' workshops.

3.6.2 Expenditure of the RYC

The total (recurrent and capital) actual expenditure of the RYC was around Rs 25 Million for the year 2014.

4. Probation statistics

The Probation and After-care Service offers alternative sanctions to imprisonment mainly based on rehabilitating offenders in the open community under the supervision of Probation Officers. They supervise persons committed to Probation Orders, Community Service Orders, those released on parole, and provide after care services. Two semi-open residential institutions, one for male and one for female juveniles, are also under the purview of the Probation and After-care Service.

The Probation officers report to the Judiciary as to whether the sentence was successfully completed or not. Breach of the orders can lead to imprisonment.

4.1 Probation orders

In addition to supervision, courses are also delivered to probationers on identity building, consequences of reoffending, victim awareness, empathy building, significance of values, and stress & anger management, etc.

- (a) 282 persons (216 males and 66 females) were issued with probation orders in 2014, representing a drop of 1% compared to 285 in 2013 (Table 4.1).
- (b) From 2013 to 2014, the number of adult offenders stayed at 242 whilst juvenile dropped by 7% to 40.
- (c) In 2014, males made up the majority (77%) of the offenders.

4.2 Community service orders

The offenders work for the community (e.g. government departments, local authorities, charitable institutions and voluntary organisations) for a prescribed period of time according to their time of convenience. They can thus keep their own job and serve their sentence at the same time.

- (a) The offenders subjected to community service orders decreased by 1% to 507 in 2014 from 512 in 2013 (Table 4.3).
- (b) In 2014, the majority (94%) of the offenders were males.

4.3 Probation offices, institutions and staff

- (a) There were 11 probation offices in 2014.
- (b) The workforce of the Probation and After-care Service in 2014 was 74 (26 males and 48 females), excluding administrative and supporting staff (Table 4.5).

4.4 Expenditure of the Probation Service

The total (recurrent and capital) actual expenditure of the Probation service was around Rs 56 Million for the year 2014 (Table 4.6). Its share expressed as a percentage of the total government expenditure was 0.05%.

5. Juvenile statistics

In order to ensure the sustained future of the country, it is important to monitor juvenile offenders as well as victims and to take proper preventive, protective and rehabilitative measures through education and by promoting awareness.

5.1 Juvenile Offenders

For many young people today, traditional patterns guiding the relationships and transitions between family, school and work are being challenged. These have an impact on their social behavior. In Mauritius, the 'Brigade pour la protection des mineurs' is a unit at the MPF specialized in the detection and prevention of juvenile delinquency.

Rise in the number of juvenile delinquents

- (a) From 2013 to 2014, the juvenile offenders (excluding contraveners) involved in crime and misdemeanours increased by 5% from 652 to 686 due to a rise of 6% in theft and 3% in assault. Some 1,001 juveniles were contravened against 841 in 2013, representing an increase of 19% (Table 1.18). Out of the 1,001 juvenile offenders in 2014, 89% were road traffic contraveners.
- (b) In 2014, the juvenile delinquency rate (excluding contraventions) rose to 5.8 per 1,000 juvenile population from 5.5 in 2013.
- (c) As for the past years, in 2014, the rate for boys (10.2) was much higher than for girls (1.3).

Figure 4.1 - Juvenile delinquency rate (excluding contraventions), Republic of Mauritius, 2004 - 2014

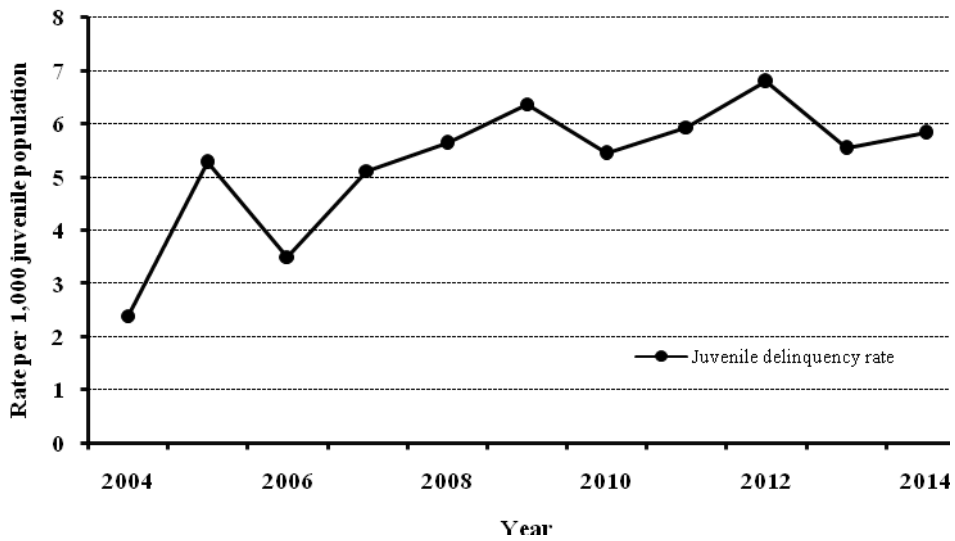
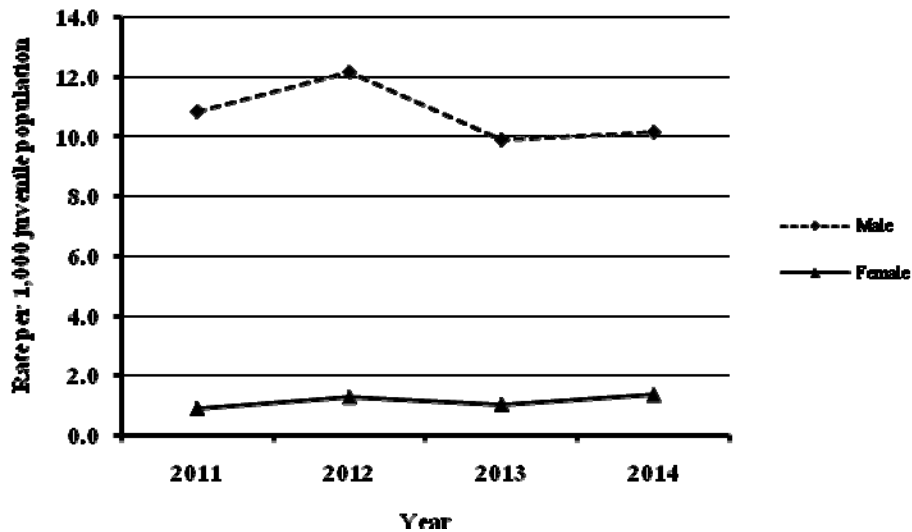


Figure 4.2 - Juvenile delinquency rate (excluding contraventions) by sex, 2011 - 2014



5.2 Juvenile victims of offences against person

- (a) No victim of intentional homicide committed was reported in 2013 and in 2014. Victim of attempted intentional homicides decreased to 1 in 2014 from 2 in 2013. No victim of involuntary homicide was reported in 2014 compared to 3 in 2013 (Table 1.20).
- (b) Juveniles were most likely to be victims of simple assaults. 61% of victims of simple assaults were boys.

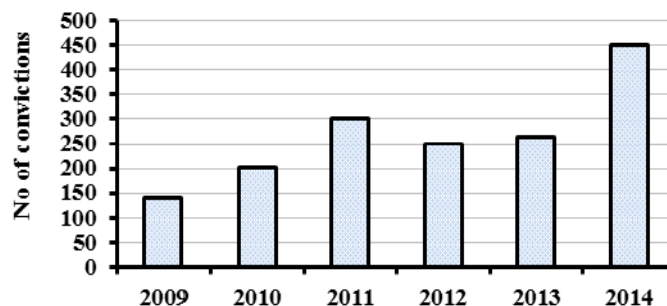
Sexual offences

- (c) Victims of sexual offences increased by 14% from 418 in 2013 to 477 in 2014, mainly due to a rise in ‘causing child to be sexually abused, accessing to a brothel and engaging in prostitution’ (+43%), sexual intercourse with minor under 16 (+33%), rape (+33%) and sodomy (25%).
- (d) 90% of the victims of sexual offences were juvenile females.
- (e) In 2014, among the juvenile victims of sexual offences:
- (i) 20 were victims of rape;
 - (ii) 35 (20 males and 15 females) were victims of sodomy;
 - (iii) 120 (12 males and 108 females) were victims reported under ‘causing child to be sexually abused, accessing to a brothel and engaging in prostitution’;
 - (iv) 189 juveniles, who were all females, were victims of sexual intercourse with minor under 16; and
 - (v) 107 (15 males and 92 females) were victims of ‘attempt upon chastity’.

5.3 Juvenile convictions in court

- (a) In 2014, the number of convictions, which involved juveniles, stood at 449. 44% of the sentences were fines.
- (b) Contrary to the decrease of the adult conviction rate from 2013 to 2014, the juvenile conviction rate per 1,000 population more than doubled to 3.4 in 2014 from 1.6 in 2013.

**Figure 4.3 - Convictions involving juveniles,
Republic of Mauritius, 2009 - 2014**



5.4 Juvenile detainees

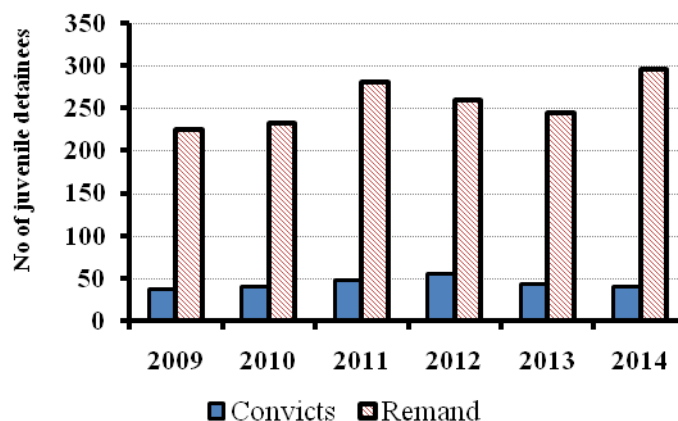
5.4.1 Overview of juvenile detention

Lower and decreasing number of juveniles being sent on remand

Male juvenile offenders are either admitted to Correctional Youth Centre (CYC) or Rehabilitation Youth Centre (RYC) according to the level of seriousness of the cases and age of the offenders. Those who commit serious offences are sent to CYC. However, all female juvenile/child offenders are sent to RYC as there is no CYC for female juveniles. Child/juvenile beyond control is also sent to probation institution.

The conviction rate (CYC & RYC) per 100,000 juveniles was 51 in 2014 compared to 55 in 2013.

Figure 4.4 - Juvenile detainees admitted in CYC and RYC, Republic of Mauritius, 2009 - 2014



5.4.2 Correctional Youth Centre (CYC)

The CYC is under the aegis of the Mauritius Prisons Services. Male juvenile offenders aged 14 to 17 years old are admitted to CYC.

- In 2014, the daily average population of detainees in CYC was 8 convicts and 18 remands (Table 3.10).
- All the 8 juvenile convicts admitted to CYC in 2014 had committed theft (Table 3.11).
- From 2013 to 2014, the number of juvenile detainees admitted increased by 5% to 152.
- Compared to 2013, the number of convicts admitted in 2014 fell by 60% from 20 to 8 while those on remand increased by 15% from 125 to 144.

5.4.3 Rehabilitational Youth Centre (RYC)

The RYC is under the aegis of the Ministry of Social Security, National Solidarity and Reform Institutions. Child/ juvenile offenders aged 10 to 17 years old are admitted to RYC.

- (a) In 2014, the number of juveniles admitted to RYC was 184 (107 boys and 77 girls), up by 29% from 143 in 2013 (Table 3.12).
- (b) The daily average population of RYC in 2014 was 32 convicts (17 boys and 15 girls) and 152 remands (90 boys and 62 girls).
- (c) 83% of the juvenile detainees admitted in 2014 were on remand.
- (d) Out of the 32 convicts admitted, 25 (78%) concerned cases of child/juvenile beyond control (Table 3.13).

5.4.4 Probation home/hostel

Juveniles/children beyond control are also sent to probation home/hostel under the aegis of the Probation and After-care Services.

- (a) In 2014, a daily average of 8 juveniles/children (3 boys and 5 girls) stayed in probation home/hostel compared to 7 in 2013.
- (b) The number of juveniles admitted in probation institutions increased from 4 in 2013 to 13 in 2014.

5.5 Other juvenile sentencing

- (a) Some 40 juveniles (down from 43 in 2013) were sentenced with probation orders in 2014, of whom 36 were boys.
- (b) The number of juveniles committed to community service work was 3 in 2014 compared to 10 in 2013.

SECTION 1

POLICE STATISTICS

Table 1.1 - Cases reported by type, Island of Mauritius, Island of Rodrigues & Republic of Mauritius, 2011 - 2014

| Cases | Number | | | | | | | | | | | |
|---|---------------------|---------------------|-----------------------|---------------------|---------------------|-----------------------|---------------------|---------------------|-----------------------|---------------------|---------------------|-----------------------|
| | 2011 | | | 2012 | | | 2013 | | | 2014 | | |
| | Island of Mauritius | Island of Rodrigues | Republic of Mauritius | Island of Mauritius | Island of Rodrigues | Republic of Mauritius | Island of Mauritius | Island of Rodrigues | Republic of Mauritius | Island of Mauritius | Island of Rodrigues | Republic of Mauritius |
| Crimes ¹ | 4,563 | 228 | 4,791 | 4,231 | 242 | 4,473 | 4,623 | 264 | 4,887 | 4,586 | 263 | 4,849 |
| <i>of which drug offences</i> | 673 | 64 | 737 | 630 | 103 | 733 | 589 | 66 | 655 | 580 | 123 | 703 |
| Misdemeanours ¹ | 39,093 | 934 | 40,027 | 35,474 | 954 | 36,428 | 35,911 | 1,059 | 36,970 | 36,263 | 922 | 37,185 |
| <i>of which drug offences</i> | 2,974 | 10 | 2,984 | 2,732 | 7 | 2,739 | 2,563 | 9 | 2,572 | 2,894 | 34 | 2,928 |
| Contraventions | 205,719 | 2,902 | 208,621 | 225,064 | 3,917 | 228,981 | 220,527 | 5,661 | 226,188 | 235,456 | 4,522 | 239,978 |
| <i>of which road traffic contraventions²</i> | 193,577 | 2,383 | 195,960 | 210,424 | 3,262 | 213,686 | 206,390 | 5,156 | 211,546 | 220,719 | 4,136 | 224,855 |
| Total offences | 249,375 | 4,064 | 253,439 | 264,769 | 5,113 | 269,882 | 261,061 | 6,984 | 268,045 | 276,305 | 5,707 | 282,012 |
| Total offences (excl. contraventions) | 43,656 | 1,162 | 44,818 | 39,705 | 1,196 | 40,901 | 40,534 | 1,323 | 41,857 | 40,849 | 1,185 | 42,034 |
| Other occurrences | 65,304 | 1,379 | 66,683 | 61,719 | 1,239 | 62,958 | 61,709 | 1,424 | 63,133 | 61,830 | 1,214 | 63,044 |
| <i>of which suicide</i> | 89 | 2 | 91 | 89 | - | 89 | 82 | 1 | 83 | 96 | 5 | 101 |
| <i> attempted suicide</i> | 467 | 8 | 475 | 413 | 2 | 415 | 409 | 3 | 412 | 443 | 5 | 448 |
| Total cases | 314,679 | 5,443 | 320,122 | 326,488 | 6,352 | 332,840 | 322,770 | 8,408 | 331,178 | 338,135 | 6,921 | 345,056 |

¹ Crimes and misdemeanours include the corresponding drug offences

² Figure for Island of Mauritius includes road traffic contraventions established by Photographic Enforcement Device (fixed camera)

Table 1.2 - Offences reported by police divisions and units, Republic of Mauritius, 2012 - 2014

| Police Division/units | Number | | | | | | | | | | | | | | |
|---|--------------|---------------|--------------|----------------|----------------|--------------|---------------|--------------|----------------|----------------|--------------|---------------|--------------|----------------|----------------|
| | 2012 | | | | | 2013 | | | | | 2014 | | | | |
| | Crime | Misde-meanour | Drug | Contra-vention | Total | Crime | Misde-meanour | Drug | Contra-vention | Total | Crime | Misde-meanour | Drug | Contra-vention | Total |
| Western (Lower P/Wilhems and B/River) | 639 | 4,696 | 12 | 26,906 | 32,253 | 675 | 4,599 | 19 | 30,034 | 35,327 | 605 | 4,739 | 15 | 26,779 | 32,138 |
| Metro North (P/Louis North) | 418 | 2,555 | 20 | 17,844 | 20,837 | 402 | 2,598 | 12 | 16,762 | 19,774 | 406 | 2,671 | 26 | 16,863 | 19,966 |
| Metro South (P/Louis South) | 410 | 2,574 | 26 | 6,293 | 9,303 | 387 | 2,377 | 24 | 6,010 | 8,798 | 370 | 2,398 | 20 | 11,943 | 14,731 |
| Northern (Pamplemouses and R/Rempart) | 646 | 7,146 | 22 | 43,615 | 51,429 | 691 | 7,431 | 18 | 34,881 | 43,021 | 724 | 7,475 | 19 | 31,180 | 39,398 |
| Central (Upper P/Wilhems) | 322 | 3,246 | 17 | 21,009 | 24,594 | 441 | 3,378 | 17 | 18,373 | 22,209 | 471 | 3,462 | 23 | 17,663 | 21,619 |
| Southern (G/Port and Savanne) | 485 | 5,805 | 45 | 23,441 | 29,776 | 556 | 5,725 | 30 | 18,296 | 24,607 | 539 | 5,491 | 32 | 17,425 | 23,487 |
| Eastern: | | | | | | | | | | | | | | | |
| Flacq | 213 | 3,522 | 15 | 18,837 | 22,587 | 298 | 3,756 | 19 | 16,371 | 20,444 | 322 | 3,992 | 18 | 18,231 | 22,563 |
| Moka | 109 | 1,758 | 21 | 12,548 | 14,436 | 192 | 1,969 | 15 | 13,676 | 15,852 | 162 | 2,044 | 12 | 10,650 | 12,868 |
| Anti-Drugs Smuggling Unit | 35 | 369 | 3,183 | 162 | 3,749 | 18 | 548 | 2,995 | 334 | 3,895 | 12 | 386 | 3,302 | 181 | 3,881 |
| Photographic Enforcement Unit (<i>camera</i>) | - | - | - | 30,578 | 30,578 | - | - | - | 52,135 | 52,135 | - | - | - | 81,599 | 81,599 |
| Other units | 324 | 1,071 | 1 | 23,831 | 25,227 | 374 | 967 | 3 | 13,655 | 14,999 | 395 | 711 | 7 | 2,942 | 4,055 |
| Island of Mauritius | 3,601 | 32,742 | 3,362 | 225,064 | 264,769 | 4,034 | 33,348 | 3,152 | 220,527 | 261,061 | 4,006 | 33,369 | 3,474 | 235,456 | 276,305 |
| Island of Rodrigues | 139 | 947 | 110 | 3,917 | 5,113 | 198 | 1,050 | 75 | 5,661 | 6,984 | 140 | 888 | 157 | 4,522 | 5,707 |
| Republic of Mauritius | 3,740 | 33,689 | 3,472 | 228,981 | 269,882 | 4,232 | 34,398 | 3,227 | 226,188 | 268,045 | 4,146 | 34,257 | 3,631 | 239,978 | 282,012 |

Note: Crime and misdemeanour exclude drug offences

Table 1.3 - Offence rate by type, Island of Mauritius, Island of Rodrigues & Republic of Mauritius, 2011 - 2014

| Offences | Rate per 1,000 population | | | | | | | | | | | |
|--|---------------------------|---------------------|-----------------------|---------------------|---------------------|-----------------------|---------------------|---------------------|-----------------------|---------------------|---------------------|-----------------------|
| | 2011 | | | 2012 | | | 2013 | | | 2014 | | |
| | Island of Mauritius | Island of Rodrigues | Republic of Mauritius | Island of Mauritius | Island of Rodrigues | Republic of Mauritius | Island of Mauritius | Island of Rodrigues | Republic of Mauritius | Island of Mauritius | Island of Rodrigues | Republic of Mauritius |
| Crimes ¹ | 3.8 | 5.6 | 3.8 | 3.5 | 5.9 | 3.6 | 3.8 | 6.4 | 3.9 | 3.8 | 6.3 | 3.8 |
| Misdemeanours ¹ | 32.3 | 23.1 | 32.0 | 29.2 | 23.3 | 29.0 | 29.5 | 25.6 | 29.4 | 29.7 | 22.1 | 29.5 |
| Offence rate (excl. contraventions) | 36.0 | 28.7 | 35.8 | 32.7 | 29.2 | 32.6 | 33.3 | 32.0 | 33.3 | 33.5 | 28.4 | 33.3 |
| <i>of which drug offences</i> | <i>3.0</i> | <i>1.8</i> | <i>3.0</i> | <i>2.8</i> | <i>2.7</i> | <i>2.8</i> | <i>2.6</i> | <i>1.8</i> | <i>2.6</i> | <i>2.8</i> | <i>3.8</i> | <i>2.9</i> |
| Contraventions | 169.7 | 71.8 | 166.6 | 185.2 | 95.8 | 182.3 | 181.2 | 137.0 | 179.7 | 193.1 | 108.5 | 190.3 |

¹ Crimes and misdemeanours include drug offences

Table 1.4 - Crimes reported by category, Republic of Mauritius, 2011 - 2014

| Crimes | Number | | | |
|----------------------------------|--------------|--------------|--------------|--------------|
| | 2011 | 2012 | 2013 | 2014 |
| Crime against persons | 244 | 259 | 335 | 377 |
| Crime against property | 2,433 | 2,086 | 2,201 | 2,209 |
| Crime against morality | 381 | 373 | 466 | 496 |
| Crime against Lawful Authorities | 60 | 73 | 76 | 57 |
| Fraud and dishonesty | 586 | 580 | 694 | 554 |
| Drug offences | 737 | 733 | 655 | 703 |
| Crime not otherwise classified | 350 | 369 | 460 | 453 |
| Total | 4,791 | 4,473 | 4,887 | 4,849 |

Table 1.5 - Reported offences according to United Nations classifications of offences, Republic of Mauritius, 2011 - 2014

| Offences | Number | | | |
|---|---------------|---------------|---------------|---------------|
| | 2011 | 2012 | 2013 | 2014 |
| Homicide and related offences | 108 | 128 | 117 | 100 |
| <i>Intentional homicide (committed)</i> | <i>45</i> | <i>49</i> | <i>41</i> | <i>30</i> |
| Murder | 33 | 30 | 34 | 19 |
| Infanticide | 1 | - | - | - |
| Manslaughter | - | 1 | - | - |
| Abortion | 10 | 18 | 7 | 11 |
| Arson causing death | 1 | - | - | - |
| <i>Intentional homicide (attempted)</i> | <i>15</i> | <i>13</i> | <i>15</i> | <i>12</i> |
| Attempted murder | 15 | 13 | 15 | 12 |
| <i>Non intentional homicide</i> | <i>48</i> | <i>66</i> | <i>61</i> | <i>58</i> |
| Wounds & blows causing death without intention to kill | - | 3 | 1 | 2 |
| Involuntary homicide | 48 | 63 | 60 | 56 |
| Assault and related offences | 14,149 | 12,900 | 12,761 | 12,414 |
| Assaults causing loss of eye and limbs | 1 | - | - | - |
| Assault causing effusion of blood (Public functionary) | 28 | 38 | 31 | 29 |
| Assault causing sickness or incapacity for personal labour for > 20 days | 15 | 15 | 13 | 13 |
| Assault against an agent of Civil Authority | 122 | 118 | 116 | 145 |
| Assault with corrosive substance | - | 7 | 9 | 6 |
| Assault with premeditation | 64 | 67 | 87 | 100 |
| Torture by public official | - | - | 1 | - |
| Simple Assaults | 13,919 | 12,655 | 12,504 | 12,121 |
| Sexual Offences | 466 | 455 | 588 | 634 |
| Rape | 58 | 51 | 56 | 62 |
| Sodomy | 55 | 58 | 57 | 55 |
| Bestiality | 1 | 1 | - | - |
| Sexual intercourse with minor under 16; with mentally handicapped person; with specified person | 135 | 118 | 158 | 201 |
| Attempt upon chastity | 132 | 145 | 195 | 178 |
| Sollicits/importunes another person for immoral purpose | 34 | 24 | 21 | 6 |
| Dealing in obscene matters | 10 | 2 | 9 | 8 |
| Offences under Sex Discrimination Act | | | | |
| Sexual harrassment | 8 | 5 | 9 | 7 |
| Child Protection Act (CPA) | | | | |
| Causing child to be sexually abused; accessing to a brothel;and engaging in prostitution | 33 | 51 | 83 | 117 |

Table 1.5 (cont'd) - Reported offences according to United Nations classifications of offences, Republic of Mauritius, 2011 - 2014

| Offences | Number | | | |
|--|---------------|---------------|---------------|---------------|
| | 2011 | 2012 | 2013 | 2014 |
| Property offences | 16,168 | 14,323 | 15,094 | 14,765 |
| <i>Fraud and dishonesty</i> | 997 | 964 | 1,171 | 977 |
| Forgery | 176 | 160 | 149 | 169 |
| Forgery of passport/making use of forged passport | 4 | 2 | 1 | 4 |
| Making use of forged document | 32 | 43 | 35 | 39 |
| Counterfeiting bank notes | 21 | 19 | 18 | 27 |
| Possession/uttering of counterfeit bank notes | 4 | 12 | 14 | 2 |
| Issuing cheque without provision | 386 | 352 | 406 | 384 |
| Swindling | 306 | 290 | 443 | 261 |
| Extortion | 7 | 10 | 4 | 7 |
| Impersonation | 3 | 5 | 2 | 8 |
| Swearing false affidavit | 31 | 33 | 43 | 26 |
| Giving false evidence | 1 | - | 1 | 2 |
| Demanding money or property by threat of false accusation | 18 | 29 | 45 | 29 |
| Usurping public function | 1 | 1 | 3 | 6 |
| <i>Offences under Prevention of Corruption Act (POCA)</i> | | | | |
| Bribery by Public Official | 1 | - | 4 | 4 |
| Bribery of Public Official | 5 | 4 | 2 | 6 |
| Other offences under POCA | 1 | 4 | 1 | 3 |
| Embezzlement | 671 | 662 | 660 | 667 |
| Embezzlement by person in receipt of wages | 33 | 38 | 24 | 36 |
| Embezzlement (simple) | 638 | 624 | 636 | 631 |
| Theft | 11,759 | 10,106 | 10,768 | 10,783 |
| <i>Automobile theft</i> | 504 | 449 | 493 | 565 |
| Larceny of Auto/Motorcycles | 407 | 360 | 386 | 464 |
| Larceny of Car/Van | 89 | 85 | 94 | 95 |
| Larceny of heavy motor vehicles | 8 | 4 | 13 | 6 |
| Robbery | 814 | 681 | 631 | 716 |
| Larceny with violence by night breaking | 8 | 11 | 7 | 10 |
| Larceny with wounding | 8 | 11 | 14 | 12 |
| Larceny armed with offensive weapon | 115 | 92 | 71 | 67 |
| Larceny aggravating circumstances (violence) | 326 | 301 | 306 | 328 |
| Larceny with aggravating circumstances upon minors/handicapped persons | 2 | - | - | 3 |
| Larceny using mask | 2 | 3 | 4 | 9 |
| Larceny having in possession a firearm or mock firearm | - | - | 1 | 1 |
| Larceny by two or more individuals | 92 | 68 | 85 | 89 |
| Larceny on public road | 239 | 170 | 116 | 175 |

Table 1.5 (cont'd) - Reported offences according to United Nations classifications of offences, Republic of Mauritius, 2011 - 2014

| Offences | Number | | | |
|---|----------------|----------------|----------------|----------------|
| | 2011 | 2012 | 2013 | 2014 |
| <i>Robbery (cont'd)</i> | | | | |
| Larceny in dwelling house with menace & bodily fear | 5 | 5 | 4 | 1 |
| Attempt at larceny with aggravating circumstances | 17 | 20 | 23 | 21 |
| <i>Burglary</i> | 1,295 | 1,085 | 1,252 | 1,147 |
| Larceny by night breaking | 653 | 536 | 640 | 599 |
| Larceny (day) breaking | 553 | 470 | 550 | 480 |
| Larceny false key | 8 | 9 | 6 | 7 |
| Larceny scaling | 81 | 70 | 56 | 61 |
| <i>Other theft (excluding automobile theft)</i> | 9,146 | 7,891 | 8,392 | 8,355 |
| Larceny from motor vehicles | 567 | 459 | 438 | 513 |
| Larceny of cellular phones | 700 | 459 | 431 | 418 |
| Larceny by servant or any person in receipt of wages | 198 | 223 | 184 | 199 |
| Praedial larceny | 289 | 218 | 231 | 229 |
| Bicycle larceny | 327 | 281 | 283 | 259 |
| Other simple larcenies | 6,647 | 5,889 | 6,385 | 6,346 |
| Attempt at larceny | 418 | 362 | 440 | 391 |
| <i>Other property offences</i> | 2,741 | 2,591 | 2,495 | 2,338 |
| Arson | 58 | 51 | 53 | 54 |
| Damaging public property, private enterprise or vehicle | 31 | 16 | 45 | 58 |
| Damaging property by band | 37 | 30 | 36 | 35 |
| Damaging goods and chattel | 1,586 | 1,321 | 1,210 | 1,152 |
| Damaging motor vehicles | 763 | 897 | 947 | 897 |
| Receiving and possession of stolen property | 266 | 276 | 204 | 142 |
| Drug offences | 3,721 | 3,472 | 3,227 | 3,631 |
| Road traffic contraventions¹ | 195,960 | 213,686 | 211,546 | 224,855 |
| Other contraventions | 12,661 | 15,295 | 14,642 | 15,123 |
| <i>of which</i> | | | | |
| Illegal littering | 534 | 1,533 | 1,627 | 663 |
| Discarding/placing/throwing any litter or other article in any canal, drain or public place | 127 | 41 | 26 | 17 |
| Smoking in prohibited area | 1,060 | 1,953 | 1,734 | 1,855 |
| Disturbance | 568 | 523 | 411 | 363 |
| Playing music causing nuisance | 91 | 114 | 105 | 77 |
| Drinking in a public place | 1,714 | 1,635 | 1,237 | 1,395 |
| Insult verbally | 1,535 | 1,579 | 2,051 | 2,331 |
| Trading without licence | 865 | 1,006 | 745 | 528 |
| Allowing dog to stray | 213 | 204 | 175 | 181 |

Table 1.5 (cont'd) - Reported offences according to United Nations classifications of offences, Republic of Mauritius, 2011 - 2014

| Offences | Number | | | |
|---|---------------|--------------|---------------|---------------|
| | 2011 | 2012 | 2013 | 2014 |
| Other offences | 10,206 | 9,623 | 10,070 | 10,490 |
| Breach of HCs regulations | 69 | 98 | 69 | 87 |
| Sequestration | 30 | 20 | 21 | 40 |
| Conspiracy | 30 | 44 | 60 | 24 |
| Criminal intimidation | 21 | 26 | 25 | 23 |
| Indecent act in public | 47 | 52 | 77 | 48 |
| Debauching youth | - | - | - | 1 |
| Procuring, enticing and exploiting prostitutes | 1 | 1 | - | - |
| Outrage against public functionary | 224 | 223 | 208 | 215 |
| Molesting Public Officers | 172 | 182 | 164 | 159 |
| Bearing Offensive Weapon | 170 | 156 | 165 | 163 |
| Threatening (in writing or verbally) | 638 | 535 | 686 | 820 |
| Involuntary wounds & blows | 537 | 557 | 678 | 568 |
| Found in a place of amusement during prohibited hours | 267 | 243 | 104 | 338 |
| Failing to pay alimony | 221 | 232 | 251 | 239 |
| Rogue and vagabond | 656 | 543 | 542 | 513 |
| <i>Computer misuse and Cybercrime Act</i> | 124 | 198 | 210 | 234 |
| <i>Information and Communication Technology Act</i> | 1,295 | 1,186 | 1,237 | 1,216 |
| <i>Breach of Copyright Act</i> | 134 | 83 | 153 | 67 |
| <i>Child Protection Act (CPA)</i> | | | | |
| Child ill-treatment | 22 | 22 | 27 | 30 |
| Selling liquor, rum or compounded spirits to a child | 6 | - | 4 | 1 |
| Allowing a child to have access to licensed premises for liquor, etc. | 1 | 1 | 1 | 2 |
| Mendicity | 2 | - | 1 | 1 |
| Abandonment of Child | 8 | 6 | 10 | 8 |
| Abducting Child | 20 | 9 | 13 | 12 |
| Child trafficking | 2 | 2 | 3 | 5 |
| <i>Revenue offences</i> | | | | |
| Offences under Companies Act | 1 | - | 5 | 2 |
| Possession/Importation of prohibited/restricted goods | 3 | 15 | 21 | 10 |
| Other offences under Customs Act | 25 | 4 | 11 | 7 |
| <i>Offences under Excise Act</i> | | | | |
| Selling liquor, rum or compounded spirit during prohibited hours | 50 | 51 | 35 | 15 |
| Obtain, consume, take away any liquor, rum or compounded spirit during prohibited hours | 333 | 174 | 124 | 155 |
| Allowing licensed premises to remain open during prohibited hours | 182 | 178 | 163 | 179 |
| Remaining in licensed premises outside opening time | 118 | 89 | 73 | 98 |

Table 1.5 (Cont'd) - Reported offences according to United Nations classifications of offences, Republic of Mauritius, 2011 - 2014

| Offences | Number | | | |
|---|----------------|----------------|----------------|----------------|
| | 2011 | 2012 | 2013 | 2014 |
| Trading without sign board | 233 | 191 | 118 | 87 |
| Selling liquor, rum and compounded spirits on eve of day of election and counting of votes (Representation of People's Act) | - | 8 | - | - |
| <i>Offences under Gambling Regulatory Authority Act</i> | | | | |
| Operating casino/Gaming house without licence | 10 | 2 | - | 1 |
| Carrying out business of a Bookmaker without Licence | - | - | 8 | - |
| Other offences under Gambling Regulatory Authority Act | 109 | 104 | 138 | 61 |
| <i>Offences under Bail Act</i> | | | | |
| Fail to surrender to Custody/Court | - | - | 1 | 12 |
| Interferes with witnesses | 3 | 4 | 3 | 2 |
| Breach of other conditions | 497 | 743 | 773 | 1,461 |
| <i>Offences under Civil Status Act</i> | | | | |
| Concealment of birth | - | - | 2 | 1 |
| <i>Offences against Environment</i> | | | | |
| Carrying an activity without an EIA licence or PER | 4 | 4 | 1 | 3 |
| Obstructing an authorised officer | 2 | 7 | 10 | 8 |
| Illegal dumping | 43 | 26 | 35 | 29 |
| Deposit/dispose any waste into the marine environment | 4 | 1 | - | 1 |
| <i>Offences under Firearm Act</i> | | | | |
| Possession of firearm without licence | 16 | 10 | 8 | 16 |
| Possession of ammunition without licence | 7 | 15 | 7 | 2 |
| Possession of firearm with intent to endanger life | 6 | 7 | 14 | 7 |
| <i>Offences under Sex Discrimination Act</i> | | | | |
| Other offences under Sex Discrimination Act | 1 | 1 | 1 | 1 |
| <i>Offences under The Food Act</i> | <i>13</i> | <i>5</i> | <i>13</i> | <i>4</i> |
| <i>Illegal slaughtering and other offences under The Meat Act</i> | <i>-</i> | <i>2</i> | <i>1</i> | <i>1</i> |
| <i>Offences under Explosive Act</i> | <i>-</i> | <i>-</i> | <i>1</i> | <i>-</i> |
| <i>Offences under The Wild Life and National Parks Act</i> | <i>1</i> | <i>6</i> | <i>3</i> | <i>4</i> |
| <i>Offences under Forest and Reserve Act</i> | <i>3</i> | <i>6</i> | <i>4</i> | <i>2</i> |
| <i>Offences not otherwise classified</i> | <i>3,845</i> | <i>3,551</i> | <i>3,788</i> | <i>3,507</i> |
| Total | 253,439 | 269,882 | 268,045 | 282,012 |

¹Include road traffic contraventions established by Photographic Enforcement Unit (fixed camera)

Table 1.6 - Offence rate for reported offences according to United Nations classifications of offences, Republic of Mauritius, 2011 - 2014

| Offences | Rate per 100,000 population | | | |
|--|-----------------------------|---------------|---------------|---------------|
| | 2011 | 2012 | 2013 | 2014 |
| Homicide and related offences | 8.6 | 10.2 | 9.3 | 7.9 |
| Intentional homicide (committed) | 3.6 | 3.9 | 3.3 | 2.4 |
| <i>of which murder including infanticide</i> | 2.7 | 2.4 | 2.7 | 1.5 |
| Intentional homicide (attempted) | 1.2 | 1.0 | 1.2 | 1.0 |
| Non intentional homicide | 3.8 | 5.3 | 4.8 | 4.6 |
| Assault and related offences | 1,130 | 1,027 | 1,014 | 985 |
| <i>of which simple assaults</i> | 1,111 | 1,008 | 993 | 961 |
| Sexual Offences | 37 | 36 | 47 | 50 |
| <i>of which rape</i> | 4.6 | 4.1 | 4.4 | 4.9 |
| <i>sodomy</i> | 4.4 | 4.6 | 4.5 | 4.4 |
| Property offences | 1,291 | 1,140 | 1,199 | 1,171 |
| Fraud and dishonesty | 80 | 77 | 93 | 77 |
| Embezzlement | 54 | 53 | 52 | 53 |
| Theft | 939 | 805 | 856 | 855 |
| Other property offences | 219 | 206 | 198 | 185 |
| Drug offences | 297 | 276 | 256 | 288 |
| Road traffic contraventions¹ | 15,647 | 17,015 | 16,807 | 17,832 |
| Other offences | 1,826 | 1,984 | 1,963 | 2,031 |
| Overall offence rate | 20,236 | 21,489 | 21,296 | 22,365 |
| Overall offence rate (excluding contraventions) | 3,579 | 3,257 | 3,326 | 3,334 |

¹Include road traffic contraventions established by Photographic Enforcement Unit (fixed camera)

Table 1.7 - Reported number of victims¹ by district and type of selected offences², Republic of Mauritius 2014

| Offences | Number | | | | | | | | | | | Rate ³ |
|--|--------------|---------------|-------------------|--------------|--------------|--------------|-----------------|------------|-------------|------------|---------------|-------------------|
| | Port Louis | Pamplemousses | Riviere du Rempar | Flacq | Grand Port | Savanne | Plaines Wilhems | Moka | Black River | Rodrigues | Total | |
| Homicides | 13 | 14 | 5 | 13 | 7 | 9 | 13 | 4 | 4 | 8 | 90 | 7.1 |
| <i>Intentional homicide (committed)</i> | <i>4</i> | <i>1</i> | <i>1</i> | <i>2</i> | <i>1</i> | <i>3</i> | <i>1</i> | <i>3</i> | <i>1</i> | <i>2</i> | <i>19</i> | |
| Murder | 4 | 1 | 1 | 2 | 1 | 3 | 1 | 3 | 1 | 2 | 19 | |
| <i>Intentional homicide (attempted)</i> | <i>1</i> | <i>3</i> | <i>2</i> | <i>2</i> | <i>1</i> | <i>-</i> | <i>4</i> | <i>-</i> | <i>1</i> | <i>-</i> | <i>14</i> | |
| Attempt at murder | 1 | 3 | 2 | 2 | 1 | - | 4 | - | 1 | - | 14 | |
| <i>Non intentional homicide</i> | <i>8</i> | <i>10</i> | <i>2</i> | <i>9</i> | <i>5</i> | <i>6</i> | <i>8</i> | <i>1</i> | <i>2</i> | <i>6</i> | <i>57</i> | |
| <i>Wounds & blows causing death without intention to kill</i> | <i>-</i> | <i>-</i> | <i>-</i> | <i>-</i> | <i>-</i> | <i>1</i> | <i>1</i> | <i>-</i> | <i>-</i> | <i>-</i> | <i>2</i> | |
| <i>Involuntary homicide</i> | <i>8</i> | <i>10</i> | <i>2</i> | <i>9</i> | <i>5</i> | <i>5</i> | <i>7</i> | <i>1</i> | <i>2</i> | <i>6</i> | <i>55</i> | |
| Assaults | 1,781 | 1,134 | 1,433 | 1,693 | 1,358 | 1,164 | 2,254 | 750 | 627 | 292 | 12,486 | 990.2 |
| Assault causing effusion of blood (Public functionary) | 3 | 2 | 4 | 1 | 4 | 6 | 7 | - | 2 | 1 | 30 | |
| Assault with premeditation | 24 | 9 | 14 | 7 | 16 | 2 | 28 | 4 | 2 | 10 | 116 | |
| Assault against an agent of Civil Authority | 23 | 8 | 13 | 25 | 15 | 9 | 41 | 9 | 5 | 3 | 151 | |
| Assault with corrosive substance | 1 | 1 | 1 | - | - | - | 3 | - | - | - | 6 | |
| Assault causing sickness or incapacity for personal labour for > 20 days | 1 | 1 | - | 2 | - | - | 10 | - | - | - | 14 | |
| Simple Assaults | 1,729 | 1,113 | 1,401 | 1,658 | 1,323 | 1,147 | 2,165 | 737 | 618 | 278 | 12,169 | |
| Sexual offences | 110 | 44 | 47 | 67 | 47 | 46 | 158 | 22 | 58 | 26 | 625 | 49.6 |
| Rape | 11 | 1 | 5 | 5 | 5 | 2 | 23 | 1 | 7 | 5 | 65 | |
| Sexual intercourse with minor under 16 | 43 | 17 | 7 | 11 | 9 | 17 | 48 | 5 | 23 | 9 | 189 | |
| Sexual intercourse with a mentally handicapped person | 1 | - | - | - | - | - | 1 | - | - | - | 2 | |

Table 1.7 (cont'd) - Reported number of victims¹ by district and type of selected offences², Republic of Mauritius, 2014

| Offences | Number | | | | | | | | | | | Rate ³ |
|---|------------|---------------|--------------------|------------|------------|-----------|------------------|-----------|-------------|-----------|------------|-------------------|
| | Port Louis | Pamplemousses | Riviere du Rempart | Flacq | Grand Port | Savanne | Plaines Wilhelms | Moka | Black River | Rodrigues | Total | |
| Sexual intercourse with specified person | 1 | 1 | - | 1 | 2 | 2 | - | - | - | - | 7 | |
| Causing child to be sexually abused; accessing to a brothel; and engaging in prostitution | 8 | 11 | 14 | 21 | 13 | 13 | 33 | 2 | 4 | 2 | 121 | |
| Sexual harrassment | 2 | - | - | 2 | 1 | - | - | - | - | - | 5 | |
| Attempt upon chastity | 37 | 12 | 18 | 22 | 12 | 6 | 35 | 12 | 15 | 5 | 174 | |
| Sodomy | 7 | 2 | 3 | 5 | 5 | 6 | 14 | 2 | 9 | 5 | 58 | |
| Sollicits/importunes another person for immoral purpose | - | - | - | - | - | - | 4 | - | - | - | 4 | |
| Other offences | 154 | 79 | 97 | 120 | 42 | 41 | 112 | 59 | 30 | 24 | 758 | 60.1 |
| Abducting Child | - | 3 | 2 | 1 | - | 2 | 2 | 2 | - | - | 12 | |
| Abandonment of Child | 1 | 2 | 8 | - | - | - | - | 2 | - | 2 | 15 | |
| Child Trafficking | - | - | - | 2 | - | - | 1 | - | 2 | - | 5 | |
| Child ill-treatment | 6 | 5 | 2 | 3 | 4 | - | 7 | - | 2 | 5 | 34 | |
| Exposing a child to harm | 6 | 4 | - | - | 1 | - | 4 | - | - | - | 15 | |
| Administering noxious substance | 18 | - | - | - | - | - | - | - | - | - | 18 | |
| Involuntary wounds and blows | 101 | 65 | 84 | 102 | 20 | 34 | 79 | 44 | 24 | 17 | 570 | |
| Demanding money or property by threat of false accusation | 8 | - | 1 | 5 | 7 | - | 6 | 3 | - | - | 30 | |
| Sequestration | 3 | - | - | 5 | 7 | 3 | 9 | 7 | 1 | - | 35 | |
| Criminal intimidation | 9 | - | - | 2 | 3 | 2 | 3 | 1 | 1 | - | 21 | |
| Child labour | 2 | - | - | - | - | - | - | - | - | - | 2 | |
| Debauching youth | - | - | - | - | - | - | 1 | - | - | - | 1 | |

¹ A person may be victim of one or more offence and/or an offence may involve one or more victim.

² Includes selected offences against persons and morality only (see list in Glossary)

³ Rate of victimisation per 100,000 population

Table 1.8 - Victims of selected offences by socio-demographic and other characteristics, Republic of Mauritius, 2013 & 2014

| Characteristics of victim | 2013 | | | | | 2014 | | | | | Number |
|---------------------------------|------------------------|-----------|-----------------------|---------------|-----------------|------------------------|-----------|-----------------------|---------------|-----------------|--------|
| | Homicides | | | Assaults | Sexual offences | Homicides | | | Assaults | Sexual offences | |
| | Intentional homicides | | Non-int. ² | | | Intentional homicides | | Non-int. ² | | | |
| | Committed ¹ | Attempted | | | | Committed ¹ | Attempted | | | | |
| Total | 35 | 15 | 48 | 12,867 | 582 | 19 | 14 | 57 | 12,486 | 625 | |
| Male | 24 | 12 | 38 | 7,260 | 67 | 11 | 10 | 49 | 7,014 | 56 | |
| 0-15 | - | - | 1 | 443 | 37 | - | - | - | 417 | 46 | |
| 16-24 | 3 | 4 | 4 | 1,491 | 8 | 2 | 1 | 5 | 1,402 | 4 | |
| 25-34 | 6 | - | 8 | 1,866 | 7 | 4 | - | 8 | 1,754 | 3 | |
| 35-44 | 5 | 4 | 6 | 1,480 | 11 | - | 6 | 8 | 1,493 | 2 | |
| 45-54 | 6 | 3 | 5 | 1,121 | 4 | 2 | 3 | 8 | 1,114 | - | |
| 55 & over | 4 | 1 | 13 | 857 | - | 3 | - | 20 | 834 | 1 | |
| Not available | - | - | 1 | 2 | - | - | - | - | - | - | |
| Female | 11 | 3 | 10 | 5,607 | 515 | 8 | 4 | 8 | 5,472 | 569 | |
| 0-15 | - | 2 | 1 | 238 | 306 | - | 1 | - | 239 | 346 | |
| 16-24 | 1 | - | 1 | 1,350 | 125 | 2 | 1 | - | 1,289 | 131 | |
| 25-34 | - | - | - | 1,625 | 52 | 2 | - | 2 | 1,596 | 53 | |
| 35-44 | 1 | - | 1 | 1,196 | 21 | - | 1 | - | 1,214 | 24 | |
| 45-54 | 2 | - | - | 680 | 4 | - | - | - | 647 | 8 | |
| 55 & over | 7 | 1 | 7 | 518 | 7 | 4 | 1 | 6 | 487 | 7 | |
| Activity Status | | | | | | | | | | | |
| Employed | 19 | 7 | 19 | 7,501 | 89 | 5 | 11 | 25 | 7,034 | 76 | |
| Student | - | 2 | 3 | 1,080 | 344 | - | 1 | 1 | 1,011 | 397 | |
| Housewife | - | - | - | 257 | 4 | - | - | - | 207 | 4 | |
| Retired | 7 | 2 | 16 | 725 | 6 | 3 | 1 | 16 | 655 | 4 | |
| Disabled | 1 | - | - | 1 | 1 | - | - | - | - | 2 | |
| Other | 7 | 4 | 9 | 3,302 | 138 | 11 | 1 | 13 | 3,579 | 142 | |
| Not available | 1 | - | 1 | 1 | - | - | - | 2 | - | - | |
| Relationship to offender | | | | | | | | | | | |
| Spouse | 5 | - | - | 2,628 | 23 | 4 | 2 | 1 | 2,596 | 21 | |
| Father/mother | 2 | 1 | - | 495 | - | 1 | - | - | 432 | - | |
| Child | - | - | 1 | 254 | 34 | - | 2 | - | 277 | 34 | |
| Other relative | 2 | 2 | - | 2,415 | 75 | 2 | 2 | - | 2,375 | 86 | |
| Not related | 26 | 12 | 47 | 7,075 | 450 | 12 | 8 | 56 | 6,806 | 484 | |
| Type | | | | | | | | | | | |
| Tourist | - | - | - | 4 | 1 | - | - | - | 13 | 4 | |
| Non Tourist | 35 | 15 | 48 | 12,863 | 581 | 19 | 14 | 57 | 12,473 | 621 | |
| <i>Foreign resident</i> | <i>1</i> | - | - | <i>35</i> | <i>3</i> | <i>2</i> | - | - | <i>16</i> | <i>2</i> | |
| <i>Mauritian</i> | <i>34</i> | <i>15</i> | <i>48</i> | <i>12,828</i> | <i>578</i> | <i>17</i> | <i>14</i> | <i>57</i> | <i>12,457</i> | <i>619</i> | |
| Location of incident | | | | | | | | | | | |
| Private-household | 21 | 2 | - | 6,166 | 323 | 7 | 6 | 1 | 6,210 | 409 | |
| Educational-institution | - | - | - | 181 | 18 | - | - | - | 145 | 11 | |
| Commercial-area | 1 | 1 | - | 435 | 14 | - | - | - | 309 | 7 | |
| Hotel/Bungalow | - | - | - | 61 | 18 | - | - | - | 33 | 14 | |
| Public road | 4 | 8 | 44 | 3,909 | 66 | 5 | 5 | 55 | 3,682 | 44 | |
| Public beach | 1 | - | - | 102 | 14 | - | 1 | - | 67 | 17 | |
| Other Places | 8 | 4 | 4 | 2,013 | 129 | 7 | 2 | 1 | 2,040 | 123 | |
| Area type | | | | | | | | | | | |
| Urban | 15 | 6 | 14 | 4,393 | 214 | 5 | 5 | 16 | 4,035 | 268 | |
| Rural | 20 | 7 | 34 | 8,109 | 321 | 12 | 9 | 35 | 8,159 | 331 | |
| Rodrigues | - | 2 | - | 365 | 47 | 2 | - | 6 | 292 | 26 | |

¹ Excluding abortion

² Non-intentional homicides

Table 1.9 - Drug offences reported by type of drugs, Republic of Mauritius, 2011 - 2014

| Drug offences | Number | | | |
|--------------------------------|--------------|--------------|--------------|--------------|
| | 2011 | 2012 | 2013 | 2014 |
| Heroin | 462 | 488 | 332 | 472 |
| Importation | 6 | 8 | 15 | 9 |
| Dealing | 76 | 70 | 9 | 5 |
| Possession(heroin & articles) | 327 | 317 | 255 | 410 |
| Consumption | 46 | 76 | 45 | 39 |
| Other | 7 | 17 | 8 | 9 |
| Gandia | 2,175 | 2,340 | 2,476 | 2,742 |
| Importation | - | 6 | 12 | 10 |
| Cultivation | 893 | 940 | 1,011 | 1,104 |
| Dealing | 41 | 15 | 26 | 38 |
| Possession (gandia & articles) | 982 | 1,037 | 1,102 | 1,293 |
| Consumption | 243 | 330 | 306 | 278 |
| Other | 16 | 12 | 19 | 19 |
| Sedatives/Tranquilizers | 235 | 285 | 257 | 171 |
| Importation | 1 | 1 | - | 3 |
| Dealing | 4 | 78 | 138 | 7 |
| Possession (drug & articles) | 213 | 181 | 99 | 154 |
| Consumption | 9 | 15 | 13 | 3 |
| Other | 8 | 10 | 7 | 4 |
| Buprenorphine | 783 | 263 | 71 | 55 |
| Importation | 7 | 1 | 1 | 2 |
| Dealing | 70 | 26 | 8 | 2 |
| Possession (drug & articles) | 385 | 117 | 26 | 40 |
| Consumption | 123 | 40 | 16 | 4 |
| Other | 198 | 79 | 20 | 7 |
| Other drugs | 66 | 96 | 91 | 191 |
| Importation | - | 3 | 13 | 10 |
| Dealing | - | 1 | 2 | 2 |
| Possession(drug & articles) | 42 | 38 | 39 | 70 |
| Consumption | 2 | 12 | - | - |
| Other | 22 | 42 | 37 | 109 |
| Total | 3,721 | 3,472 | 3,227 | 3,631 |

Table 1.10 - Quantity of drugs seized by type of drugs, Republic of Mauritius, 2011 - 2014

| Drug | Units | Quantity | | | |
|---------------------------|----------------|----------|-------|-------|-------|
| | | 2011 | 2012 | 2013 | 2014 |
| Heroin | Kgs | 3.6 | 18.3 | 14.1 | 12.0 |
| Gandia (including plants) | Kgs | 102.9 | 69.1 | 104.8 | 118.2 |
| Other drugs | Kgs | - | 0.7 | 1.7 | 0.6 |
| Buprenorphine | Pills/ Tablets | 32,559 | 9,564 | 5,831 | 1,168 |
| Sedatives/Tranquilizers | Pills/ Tablets | 3,235 | 3,354 | 4,610 | 2,899 |

Table 1.11 - Persons arrested by the Anti-Drug and Smuggling Unit¹ by adult/juvenile and sex, Island of Mauritius, 2011 - 2014

| Drugs | Number | | | | | | | | |
|-----------------------------|------------------|------------|--------------|-----------|------------|-----------|--------------|------------|--------------|
| | Persons arrested | | | | | | | | |
| | Adult | | | Juvenile | | | Total | | |
| Male | Female | Both sexes | Male | Female | Both sexes | Male | Female | Both sexes | |
| 2011 | 1,781 | 97 | 1,878 | 32 | - | 32 | 1,813 | 97 | 1,910 |
| Heroin | 312 | 33 | 345 | - | - | - | 312 | 33 | 345 |
| Gandia | 879 | 33 | 912 | 28 | - | 28 | 907 | 33 | 940 |
| Sedatives/ Tranquilizers | 148 | 5 | 153 | - | - | - | 148 | 5 | 153 |
| Buprenorphine | 403 | 24 | 427 | 3 | - | 3 | 406 | 24 | 430 |
| Other drug offences | 39 | 2 | 41 | 1 | - | 1 | 40 | 2 | 42 |
| 2012 | 1,492 | 78 | 1,570 | 29 | 1 | 30 | 1,521 | 79 | 1,600 |
| Heroin | 264 | 31 | 295 | 7 | - | 7 | 271 | 31 | 302 |
| Gandia | 910 | 31 | 941 | 22 | 1 | 23 | 932 | 32 | 964 |
| Sedatives/ Tranquilizers | 149 | 6 | 155 | - | - | - | 149 | 6 | 155 |
| Buprenorphine | 122 | 6 | 128 | - | - | - | 122 | 6 | 128 |
| Other drug offences | 47 | 4 | 51 | - | - | - | 47 | 4 | 51 |
| 2013 | 1,354 | 56 | 1,410 | 30 | - | 30 | 1,384 | 56 | 1,440 |
| Heroin | 197 | 19 | 216 | 3 | - | 3 | 200 | 19 | 219 |
| Gandia | 966 | 29 | 995 | 27 | - | 27 | 993 | 29 | 1,022 |
| Sedatives/ Tranquilizers | 140 | 5 | 145 | - | - | - | 140 | 5 | 145 |
| Buprenorphine | 25 | 1 | 26 | - | - | - | 25 | 1 | 26 |
| Other drug offences | 26 | 2 | 28 | - | - | - | 26 | 2 | 28 |
| 2014 | 1,662 | 55 | 1,717 | 37 | 1 | 38 | 1,699 | 56 | 1,755 |
| Heroin | 331 | 15 | 346 | 2 | - | 2 | 333 | 15 | 348 |
| Gandia | 1,174 | 29 | 1,203 | 34 | 1 | 35 | 1,208 | 30 | 1,238 |
| Sedatives/ Tranquilizers | 79 | 7 | 86 | 1 | - | 1 | 80 | 7 | 87 |
| Buprenorphine | 32 | 2 | 34 | - | - | - | 32 | 2 | 34 |
| Other drug offences | 46 | 2 | 48 | - | - | - | 46 | 2 | 48 |

¹The above figures relate to cases reported at Anti Drugs and Smuggling Unit (ADSU) only

Table 1.12 - Drug reported offences at the Anti-Drug and Smuggling Unit¹ by district, Island of Mauritius, 2011 - 2014

| District | 2011 | | 2012 | | 2013 | | 2014 | |
|--------------------|--------------|-------------------|--------------|-------------------|--------------|-------------------|--------------|-------------------|
| | Number | Rate ² | Number | Rate ² | Number | Rate ² | Number | Rate ² |
| Port Louis | 853 | 7.0 | 670 | 5.5 | 669 | 5.5 | 821 | 6.8 |
| Pamplemousses | 251 | 1.8 | 235 | 1.7 | 298 | 2.2 | 390 | 2.8 |
| Riviere du Rempart | 178 | 1.7 | 189 | 1.8 | 196 | 1.8 | 167 | 1.5 |
| Flacq | 284 | 2.1 | 193 | 1.4 | 212 | 1.5 | 260 | 1.9 |
| Grand Port | 245 | 2.2 | 231 | 2.1 | 230 | 2.0 | 310 | 2.7 |
| Savanne | 169 | 2.5 | 152 | 2.2 | 170 | 2.5 | 214 | 3.1 |
| Plaine Wilhems | 1,195 | 3.2 | 1,129 | 3.1 | 929 | 2.5 | 810 | 2.2 |
| Moka | 101 | 1.2 | 154 | 1.9 | 98 | 1.2 | 145 | 1.7 |
| Black River | 200 | 2.6 | 230 | 3.0 | 193 | 2.4 | 185 | 2.3 |
| Total | 3,476 | 2.9 | 3,183 | 2.6 | 2,995 | 2.5 | 3,302 | 2.7 |

¹ The above figures relate to cases reported at **Anti Drugs and Smuggling Unit (ADSU)** only

² Rate per 1,000 population

Table 1.13 - Road traffic contraventions, Republic of Mauritius, 2011 - 2014

| Offences | Number | | | |
|--|----------------|----------------|----------------|----------------|
| | 2011 | 2012 | 2013 | 2014 |
| Exceeding speed limit | 67,648 | 56,263 | 66,461 | 96,872 |
| Driving under influence of liquor | 1,378 | 1,692 | 1,670 | 2,059 |
| Driving without due care and attention | 1,607 | 1,433 | 1,630 | 1,334 |
| Dangerous driving | 154 | 178 | 168 | 125 |
| Bicycle contraventions | 323 | 258 | 230 | 216 |
| Failing to comply with traffic sign | 4,679 | 5,384 | 4,665 | 3,463 |
| Failing to stop when signaled by a police officer | 1,295 | 1,522 | 1,554 | 1,780 |
| Overtaking on uninterrupted white line | 1,763 | 2,742 | 2,571 | 1,019 |
| Failing to wear seat belt whilst driving | 11,400 | 13,835 | 9,201 | 4,842 |
| Protective helmet improperly secured | 1,803 | 2,342 | 2,144 | 1,484 |
| Making use of cellular phone whilst driving | 6,687 | 8,572 | 7,302 | 3,989 |
| Breach of conditions attached to provisional license | 8,713 | 11,455 | 11,620 | 10,751 |
| Breach of condition attached to carriers license | 987 | 1,219 | 846 | 777 |
| Driving without license | 934 | 1,164 | 1,113 | 1,216 |
| Failing to produce driving license on demand | 21,213 | 23,518 | 22,196 | 22,050 |
| Failing to produce driving license/Certificate of insurance within delay | 1,124 | 1,114 | 1,104 | 1,221 |
| Motor vehicle license not affixed | 5,133 | 5,982 | 6,357 | 6,637 |
| Inoperative insurance policy | 1,820 | 1,755 | 1,318 | 536 |
| Worn out tyre | 3,545 | 4,414 | 3,796 | 2,805 |
| Allowing oil to drop | 859 | 876 | 600 | 414 |
| Parking on double yellow line | 3,775 | 4,768 | 3,317 | 2,124 |
| Parking on prohibited area | 2,067 | 2,512 | 2,588 | 1,702 |
| Parking on footpath/pavement | 1,861 | 2,003 | 1,836 | 1,507 |
| Fittings out of order | 1,117 | 1,808 | 1,766 | 1,624 |
| No tail light | 913 | 1,152 | 1,176 | 756 |
| Inefficient silencer | 1,823 | 2,015 | 1,646 | 2,345 |
| Other | 41,339 | 53,710 | 52,671 | 51,207 |
| Total | 195,960 | 213,686 | 211,546 | 224,855 |

Table 1.14 - Number of payments effected under the Penalty Points Management System by holders of Mauritian driving licenses by offence and Court, 2014

| Offence | District Court | | | | | | | | | | | | Island of Mauritius | Republic of Mauritius |
|---|----------------|---------------|--------------|--------------|--------------|--------------|----------------|------------------|------------------|---------------|--------------|------------|---------------------|-----------------------|
| | Black River | Curepipe | Flacq | Grand Port | Mapou | Moka | Pample-mousses | Port Louis Div 2 | Port Louis Div 3 | Rose Hill | Savanne | Rodrigues | | |
| Exceeding speed limit (by less than 25 kilometres per hour) | 3,066 | 8,585 | 3,660 | 1,834 | 3,857 | 2,963 | 3,482 | 10,785 | 1,462 | 8,921 | 907 | 46 | 49,522 | 49,568 |
| Exceeding speed limit (by 25 kilometres per hour or more, but less than 50 kilometres) | 29 | 85 | 55 | 18 | 40 | 48 | 36 | 71 | 38 | 111 | 11 | 3 | 542 | 545 |
| Exceeding speed limit (by 50 kilometres per hour or more) | 2 | 6 | 1 | - | 1 | - | - | 4 | 3 | 3 | - | - | 20 | 20 |
| Failing to wear seat belt when driving a motor vehicle | 133 | 734 | 596 | 258 | 282 | 219 | 144 | 61 | 291 | 607 | 123 | 45 | 3,448 | 3,493 |
| Breach of lane discipline on a dual carriageway | 16 | 155 | 22 | 44 | 55 | 306 | 60 | 6 | 231 | 161 | 16 | - | 1,072 | 1,072 |
| Failing to wear securely a protective helmet while riding a motorcycle or autocycle | 20 | 83 | 165 | 33 | 129 | 52 | 76 | 49 | 163 | 95 | 26 | 75 | 891 | 966 |
| Using a hand held or telephone handset whilst driving | 181 | 578 | 228 | 141 | 241 | 204 | 174 | 57 | 424 | 706 | 39 | 4 | 2,973 | 2,977 |
| Using a vehicle on a road without prescribed lights during hours of darkness (head lamps) | 1 | 9 | 14 | 5 | 10 | 8 | 3 | 2 | 3 | 7 | 1 | 8 | 63 | 71 |
| Failing to comply with traffic sign (traffic lights) | 10 | 123 | 88 | 28 | 28 | 23 | 18 | 28 | 65 | 83 | 16 | - | 510 | 510 |
| Failing to comply with traffic sign (crossing a continuous white line on a road) | 184 | 215 | 104 | 58 | 59 | 103 | 74 | 4 | 249 | 222 | 27 | 12 | 1,299 | 1,311 |
| Overtaking or passing a vehicle which has stopped at a pedestrian crossing | - | 1 | 4 | 2 | 2 | 3 | 3 | 1 | 4 | 4 | 3 | - | 27 | 27 |
| Failing to allow free and uninterrupted passage to a pedestrian using the crossing | 4 | 9 | 4 | 2 | - | 2 | 1 | 2 | 23 | 8 | - | - | 55 | 55 |
| Load insecurely fastened and falling, or liable to fall, from a vehicle, or projecting from a vehicle | 8 | 6 | 23 | 10 | 11 | 8 | 8 | 2 | 2 | 7 | 1 | 2 | 86 | 88 |
| Neglecting or refusing to comply with traffic directions given by a police officer | - | 1 | 11 | - | 15 | - | - | 4 | - | 2 | 1 | 12 | 34 | 46 |
| Failing to give way when coming out of a less important road onto a more important road | - | - | - | - | 1 | - | - | - | 2 | - | - | - | 3 | 3 |
| Failing to stop and remain at the scene of an accident when involved in the accident | - | - | 2 | - | - | 5 | - | - | - | - | - | - | 7 | 7 |
| Failing to provide specimen of breath for a breath test | - | - | 6 | - | - | - | - | - | 1 | 1 | - | 1 | 8 | 9 |
| Driving without due care or reasonable consideration | 2 | 15 | 8 | 9 | 25 | 3 | 5 | 10 | 15 | 18 | 6 | 3 | 116 | 119 |
| Dangerous driving | - | - | - | - | 3 | - | - | - | 1 | 1 | - | - | 5 | 5 |
| Involuntary wounds and blows | 3 | 2 | 2 | 1 | 17 | - | 3 | 6 | 9 | 5 | 4 | 2 | 52 | 54 |
| Total | 3,659 | 10,607 | 4,993 | 2,443 | 4,776 | 3,947 | 4,087 | 11,092 | 2,986 | 10,962 | 1,181 | 213 | 60,733 | 60,946 |

Table 1.15 - Number of payments effected under the Penalty Points Management System by holders of Mauritian driving licenses by offence and month, 2014

| Offence | January | February | March | April | May | June | July | August | September | October | November | December | Total |
|---|----------------|-----------------|--------------|--------------|--------------|--------------|--------------|---------------|------------------|----------------|-----------------|-----------------|---------------|
| Exceeding speed limit (by less than 25 kilometres per hour) | 4,319 | 3,632 | 4,360 | 4,449 | 5,000 | 4,229 | 4,053 | 3,730 | 4,195 | 3,930 | 4,044 | 3,627 | 49,568 |
| Exceeding speed limit (by 25 kilometres per hour or more, but less than 50 kilometres) | 53 | 49 | 36 | 54 | 59 | 64 | 54 | 33 | 40 | 36 | 34 | 33 | 545 |
| Exceeding speed limit (by 50 kilometres per hour or more) | 2 | 1 | 1 | 1 | 1 | 2 | 4 | 1 | 2 | 1 | 1 | 3 | 20 |
| Failing to wear seat belt when driving a motor vehicle | 230 | 236 | 259 | 370 | 429 | 271 | 361 | 226 | 296 | 345 | 248 | 222 | 3,493 |
| Breach of lane discipline on a dual carriageway | 62 | 130 | 134 | 130 | 202 | 111 | 81 | 51 | 79 | 46 | 22 | 24 | 1,072 |
| Failing to wear securely a protective helmet while riding a motorcycle or autocycle | 56 | 49 | 54 | 101 | 109 | 81 | 117 | 59 | 80 | 94 | 107 | 59 | 966 |
| Using a hand held or telephone handset whilst driving | 189 | 185 | 227 | 310 | 350 | 301 | 263 | 207 | 223 | 292 | 236 | 194 | 2,977 |
| Using a vehicle on a road without prescribed lights during hours of darkness (head lamps) | 7 | 4 | 1 | 4 | 9 | 8 | 11 | 4 | 10 | 4 | 3 | 6 | 71 |
| Failing to comply with traffic sign (traffic lights) | 34 | 31 | 34 | 40 | 55 | 48 | 63 | 32 | 53 | 33 | 53 | 34 | 510 |
| Failing to comply with traffic sign (crossing a continuous white line on a road) | 42 | 70 | 80 | 110 | 149 | 151 | 198 | 108 | 111 | 142 | 86 | 64 | 1,311 |
| Overtaking or passing a vehicle which has stopped at a pedestrian crossing | 4 | - | 3 | 5 | 1 | 3 | 3 | 2 | 3 | 3 | - | - | 27 |
| Failing to allow free and uninterrupted passage to a pedestrian using the crossing | - | 3 | 16 | 12 | 11 | 5 | 5 | - | 2 | - | 1 | - | 55 |
| Load insecurely fastened and falling, or liable to fall, from a vehicle, or projecting from a vehicle | 5 | 4 | 8 | 5 | 8 | 10 | 18 | 5 | 8 | 11 | 2 | 4 | 88 |
| Neglecting or refusing to comply with traffic directions given by a police officer | - | 2 | 1 | - | 2 | 2 | 2 | - | 4 | 17 | 12 | 4 | 46 |
| Failing to give way when coming out of a less important road onto a more important road | - | - | 1 | - | - | 1 | - | - | - | 1 | - | - | 3 |
| Failing to stop and remain at the scene of an accident when involved in the accident | - | - | - | - | - | - | - | - | 3 | 2 | 1 | 1 | 7 |
| Failing to provide specimen of breath for a breath test | - | - | 1 | 2 | 1 | - | 2 | 2 | - | 0 | 1 | - | 9 |
| Driving without due care or reasonable consideration | 1 | 3 | 5 | 2 | 10 | 8 | 13 | 7 | 12 | 18 | 16 | 24 | 119 |
| Dangerous driving | - | 1 | - | - | 1 | 1 | - | - | 1 | - | - | 1 | 5 |
| Involuntary wounds and blows | - | - | 1 | - | 4 | 4 | 9 | 4 | 6 | 13 | 5 | 8 | 54 |
| Total | 5,004 | 4,400 | 5,222 | 5,595 | 6,401 | 5,300 | 5,257 | 4,471 | 5,128 | 4,988 | 4,872 | 4,308 | 60,946 |

Table 1.16 - Number of payments effected under the Penalty Points Management System by holders of Mauritian driving licenses by month and Court, 2014

| Month | District Court | | | | | | | | | | | | Island of Mauritius | Republic of Mauritius |
|--------------|----------------|---------------|--------------|--------------|--------------|--------------|----------------|------------------|------------------|---------------|--------------|------------|---------------------|-----------------------|
| | Black River | Curepipe | Flacq | Grand Port | Mapou | Moka | Pample-mousses | Port Louis Div 2 | Port Louis Div 3 | Rose Hill | Savanne | Rodrigues | | |
| January | 334 | 1,021 | 271 | 178 | 316 | 330 | 262 | 874 | 205 | 1,108 | 91 | 14 | 4,990 | 5,004 |
| February | 228 | 899 | 440 | 110 | 436 | 248 | 338 | 800 | 4 | 821 | 69 | 7 | 4,393 | 4,400 |
| March | 265 | 857 | 566 | 163 | 450 | 351 | 380 | 931 | 407 | 808 | 36 | 8 | 5,214 | 5,222 |
| April | 218 | 749 | 556 | 309 | 518 | 146 | 428 | 1,103 | 314 | 1,092 | 146 | 16 | 5,579 | 5,595 |
| May | 352 | 1,254 | 519 | 281 | 514 | 565 | 440 | 1,001 | 267 | 1,061 | 143 | 4 | 6,397 | 6,401 |
| June | 470 | 925 | 310 | 220 | 469 | 301 | 339 | 886 | 222 | 1,001 | 150 | 7 | 5,293 | 5,300 |
| July | 418 | 859 | 463 | 205 | 424 | 266 | 297 | 819 | 356 | 974 | 113 | 63 | 5,194 | 5,257 |
| August | 259 | 798 | 296 | 137 | 305 | 355 | 212 | 946 | 227 | 829 | 97 | 10 | 4,461 | 4,471 |
| September | 315 | 810 | 439 | 244 | 326 | 370 | 371 | 994 | 311 | 823 | 114 | 11 | 5,117 | 5,128 |
| October | 290 | 873 | 367 | 158 | 366 | 324 | 328 | 977 | 275 | 869 | 98 | 63 | 4,925 | 4,988 |
| November | 257 | 796 | 446 | 139 | 311 | 443 | 306 | 978 | 238 | 923 | 27 | 8 | 4,864 | 4,872 |
| December | 253 | 766 | 320 | 299 | 341 | 248 | 386 | 783 | 160 | 653 | 97 | 2 | 4,306 | 4,308 |
| Total | 3,659 | 10,607 | 4,993 | 2,443 | 4,776 | 3,947 | 4,087 | 11,092 | 2,986 | 10,962 | 1,181 | 213 | 60,733 | 60,946 |

Table 1.17 - Effective penalty points awarded to Mauritian driving license holders, 2014

| Sum of Maximum Points | No. of drivers | % |
|-----------------------|----------------|--------------|
| 2 | 36,376 | 76.2 |
| 3 | 812 | 1.7 |
| 4 | 7,513 | 15.7 |
| 5 - 9 | 2,802 | 5.9 |
| 10 and above | 235 | 0.5 |
| Total | 47,738 | 100.0 |

Table 1.18 - Offences involving juveniles reported by type, Republic of Mauritius, 2011 - 2014

| | 2011 | | | 2012 | | | 2013 | | | 2014 | | |
|---|--------------|------------|--------------|--------------|------------|--------------|--------------|------------|--------------|--------------|------------|--------------|
| | Male | Female | Total | Male | Female | Total | Male | Female | Total | Male | Female | Total |
| Total juvenile offences | .. | .. | 1,518 | .. | .. | 1,660 | .. | .. | 1,432 | .. | .. | 1,558 |
| Offences excluding contraventions | .. | .. | 665 | .. | .. | 718 | .. | .. | 579 | .. | .. | 554 |
| Crimes | .. | .. | 148 | .. | .. | 223 | .. | .. | 165 | .. | .. | 140 |
| <i>of which drug offences</i> | .. | .. | 12 | .. | .. | 15 | .. | .. | 18 | .. | .. | 8 |
| Misdemeanours | .. | .. | 517 | .. | .. | 495 | .. | .. | 414 | .. | .. | 414 |
| <i>of which drug offences</i> | .. | .. | 21 | .. | .. | 18 | .. | .. | 26 | .. | .. | 35 |
| Contraventions ¹ only | .. | .. | 853 | .. | .. | 942 | .. | .. | 853 | .. | .. | 1,004 |
| Total juvenile offenders | 1,516 | 56 | 1,572 | 1,655 | 86 | 1,741 | 1,430 | 63 | 1,493 | 1,600 | 87 | 1,687 |
| Offenders excluding contraveners | 648 | 53 | 701 | 725 | 74 | 799 | 592 | 60 | 652 | 608 | 78 | 686 |
| Crimes | 159 | 13 | 172 | 251 | 11 | 262 | 200 | 12 | 212 | 154 | 17 | 171 |
| <i>of which drug offences</i> | 12 | - | 12 | 15 | 1 | 16 | 18 | - | 18 | 8 | - | 8 |
| Misdemeanours | 489 | 40 | 529 | 474 | 63 | 537 | 392 | 48 | 440 | 454 | 61 | 515 |
| <i>of which drug offences</i> | 21 | - | 21 | 18 | - | 18 | 26 | 1 | 27 | 34 | 1 | 35 |
| Contraveners ¹ only | 868 | 3 | 871 | 930 | 12 | 942 | 838 | 3 | 841 | 992 | 9 | 1,001 |
| Juvenile delinquency rate ² | 10.9 | 0.9 | 5.9 | 12.2 | 1.3 | 6.8 | 9.9 | 1.0 | 5.5 | 10.2 | 1.3 | 5.8 |

¹ Excludes contraventions established by camera

² Rate per 1,000 juvenile population and exclude contraveners

.. Not applicable

Table 1.19 - Juvenile offenders according to United Nations classification of offences, Republic of Mauritius, 2011 - 2014

| Offences | Number | | | |
|---|--------------|--------------|--------------|--------------|
| | 2011 | 2012 | 2013 | 2014 |
| Homicide and related offences | 3 | 6 | 6 | 4 |
| <i>Intentional homicide (committed)</i> | 2 | 5 | 5 | 2 |
| <i>Intentional homicide (attempted)</i> | - | - | 1 | - |
| <i>Non intentional homicide</i> | 1 | 1 | - | 2 |
| Assault and related offences | 293 | 252 | 209 | 215 |
| <i>of which simple assault</i> | 286 | 247 | 205 | 209 |
| Sexual Offences | 60 | 76 | 97 | 63 |
| <i>of which rape</i> | 1 | 3 | 2 | 1 |
| Property offences ¹ | 165 | 296 | 200 | 198 |
| <i>Fraud and dishonesty ¹</i> | 1 | 6 | 7 | 7 |
| Theft | 134 | 248 | 168 | 178 |
| Automobile theft | 3 | 7 | 2 | 7 |
| Robbery | 32 | 60 | 51 | 49 |
| Burglary | 23 | 79 | 18 | 25 |
| Other theft (excluding automobile theft) | 76 | 102 | 97 | 97 |
| Other property offences | 30 | 42 | 25 | 13 |
| Arson | 3 | - | - | - |
| Damaging public property, private enterprise or vehicle | - | 3 | - | - |
| Damaging property by band | 12 | 3 | 6 | 4 |
| Damaging goods and chattel | 4 | 15 | 6 | 4 |
| Damaging motor vehicles | 3 | 13 | 4 | 2 |
| Receiving and possession of stolen property | 8 | 8 | 9 | 3 |
| Drug offences | 33 | 34 | 45 | 43 |
| Road traffic contraventions | 808 | 812 | 795 | 890 |
| Other contraventions | 63 | 130 | 46 | 111 |
| Other offences ¹ | 147 | 135 | 95 | 163 |
| Total | 1,572 | 1,741 | 1,493 | 1,687 |

¹ Figures for 2012 and 2013 have been revised due to reclassification of the offence 'demanding money or property by threat of false accusation' from 'other offences' to fraud and dishonesty'

Table 1.20 - Reported number of juvenile victims¹ by type of offences², Republic of Mauritius, 2013 & 2014

| Offences | Number | | | | | |
|---|------------|------------|--------------|------------|------------|--------------|
| | 2013 | | | 2014 | | |
| | Male | Female | Total | Male | Female | Total |
| Homicides | 1 | 4 | 5 | - | 1 | 1 |
| <i>Intentional homicide (attempted)</i> | - | 2 | 2 | - | 1 | 1 |
| Attempt at murder | - | 2 | 2 | - | 1 | 1 |
| <i>Non intentional homicide</i> | 1 | 2 | 3 | - | - | - |
| Involuntary homicide | 1 | 2 | 3 | - | - | - |
| Assault and related offences | 653 | 403 | 1,056 | 624 | 405 | 1,029 |
| <i>of which simple assault</i> | 652 | 401 | 1,053 | 618 | 403 | 1,021 |
| Sexual Offences | 37 | 381 | 418 | 48 | 429 | 477 |
| Rape | - | 15 | 15 | - | 20 | 20 |
| Sodomy | 14 | 14 | 28 | 20 | 15 | 35 |
| Attempt upon chastity | 17 | 125 | 142 | 15 | 92 | 107 |
| Sexual intercourse with minor under the age of 16 | - | 142 | 142 | - | 189 | 189 |
| Sexual intercourse with a mentally handicapped person; with specified person | - | 5 | 5 | - | 5 | 5 |
| Sexual harrassment | - | 2 | 2 | - | - | - |
| Sollicits/importunes another person for immoral purpose | - | - | - | 1 | - | 1 |
| Causing child to be sexually abused; accessing to a brothel; and engaging in prostitution | 6 | 78 | 84 | 12 | 108 | 120 |
| Other offences | 66 | 61 | 127 | 56 | 60 | 116 |
| Abandonment of Child | 9 | 5 | 14 | 9 | 6 | 15 |
| Sequestration | 1 | 1 | 2 | - | 5 | 5 |
| Child ill-treatment | 14 | 17 | 31 | 18 | 15 | 33 |
| Child Trafficking | 3 | 2 | 5 | - | 5 | 5 |
| Exposing a child to harm | 5 | 8 | 13 | 8 | 7 | 15 |
| Abducting Child | 2 | 13 | 15 | 1 | 11 | 12 |
| Administering noxious substance | - | - | - | 2 | 3 | 5 |
| Demanding money or property by threat of false accusation | 3 | - | 3 | - | - | - |
| Involuntary wounds and blows | 29 | 13 | 42 | 15 | 8 | 23 |
| Criminal intimidation | - | 1 | 1 | - | - | - |
| Child labour | - | - | - | 2 | - | 2 |
| Debauching youth | - | 1 | 1 | 1 | - | 1 |

¹A person may be victim of one or more offence and/or an offence may involve one or more victim

²Include selected offences against persons and morality only

Table 1.21 - Reported offences (excluding contraventions) by status, Republic of Mauritius, 2012 - 2014

| Year | Brought forward from previous year | Reported during the year | Total | After investigation | | Pending investigation |
|------|------------------------------------|--------------------------|--------|---------------------|----------------|-----------------------|
| | | | | Not taken to Court | Taken to Court | |
| 2012 | 28,488 | 40,901 | 69,389 | 16,828 | 23,269 | 29,292 |
| 2013 | 29,292 | 41,857 | 71,149 | 17,966 | 27,117 | 26,066 |
| 2014 | 26,066 | 42,034 | 68,100 | 16,474 | 24,888 | 26,738 |

Table 1.22 - Cases (excluding contraventions) not taken to court after investigation by reason, Republic of Mauritius, 2012 - 2014

| Reasons for cases not taken to court after investigation | 2012 | | 2013 | | 2014 | |
|--|---------------|--------------|---------------|--------------|---------------|--------------|
| | Number | % | Number | % | Number | % |
| Civil cases (Police not involved) | 146 | 0.9 | 101 | 0.6 | 44 | 0.3 |
| Accused unknown | 9,847 | 58.4 | 11,109 | 61.8 | 9,757 | 59.2 |
| Accused absconded/ Accused deceased | 60 | 0.4 | 112 | 0.6 | 107 | 0.6 |
| Insufficient evidence/ No further action | 5,756 | 34.2 | 5,537 | 30.8 | 5,826 | 35.4 |
| Other (trifling, false, no offence committed) | 1,019 | 6.1 | 1,107 | 6.2 | 740 | 4.5 |
| Total | 16,828 | 100.0 | 17,966 | 100.0 | 16,474 | 100.0 |

Table 1.23 - Persons suspected, arrested or cautioned (excluding contraveners) according to United Nations classifications of offences, Republic of Mauritius, 2012 - 2014

| Offences | 2012 | 2013 | 2014 |
|--------------------------------------|---------------|---------------|---------------|
| Homicide and related offences | 188 | 222 | 101 |
| Intentional homicide (committed) | 115 | 140 | 38 |
| Intentional homicide (attempted) | 26 | 14 | 22 |
| Non intentional homicide | 47 | 68 | 41 |
| Assault and related offences | 4,830 | 6,246 | 5,875 |
| <i>of which simple assault</i> | 4,362 | 6,027 | 5,640 |
| Sexual offences | 410 | 504 | 588 |
| <i>of which rape</i> | 50 | 55 | 58 |
| Property offences | 7,600 | 7,719 | 7,313 |
| Fraud and dishonesty | 637 | 608 | 655 |
| Embezzlement | 397 | 250 | 253 |
| Theft | 5,509 | 6,209 | 5,870 |
| Other property offences | 1,057 | 652 | 535 |
| Drug offences | 1,720 | 1,563 | 2,006 |
| Importation | 24 | 45 | 27 |
| Possession | 1,089 | 1,025 | 1,350 |
| Consumption | 12 | 6 | 5 |
| Dealing | 421 | 259 | 313 |
| Cultivation | 71 | 209 | 226 |
| Other | 103 | 19 | 85 |
| Other offences | 4,135 | 3,941 | 3,913 |
| Total | 18,883 | 20,195 | 19,796 |

Table 1.24 - Persons (excluding contraveners) prosecuted according to United Nations classifications of offences, Republic of Mauritius, 2012 - 2014

| Offences | 2012 | 2013 | 2014 |
|--------------------------------------|---------------|---------------|---------------|
| Homicide and related offences | 160 | 195 | 45 |
| Intentional homicide (committed) | 34 | 26 | 17 |
| Intentional homicide (attempted) | 4 | 2 | - |
| Non intentional homicide | 122 | 167 | 28 |
| Assault and related offences | 4,204 | 5,014 | 4,558 |
| <i>of which simple assault</i> | 4,054 | 4,835 | 4,380 |
| Sexual offences | 252 | 365 | 147 |
| <i>of which rape</i> | 21 | 24 | 11 |
| Property offences | 3,793 | 4,518 | 4,694 |
| Fraud and dishonesty | 340 | 501 | 207 |
| Embezzlement | 140 | 130 | 158 |
| Theft | 2,712 | 3,393 | 3,633 |
| Other property offences | 601 | 494 | 696 |
| Drug offences | 1,404 | 1,735 | 1,789 |
| Other offences | 3,463 | 2,720 | 3,679 |
| Total | 13,276 | 14,547 | 14,912 |

Table 1.25 - Police stations and police force, Republic of Mauritius, 2011 - 2014

| Year | Police posts and stations ¹ | Police force | | | Police force per 1,000 population |
|------|--|--------------|--------|------------|-----------------------------------|
| | | Male | Female | Both sexes | |
| 2011 | 112 | 9,997 | 709 | 10,706 | 8.5 |
| 2012 | 112 | 10,455 | 912 | 11,367 | 9.1 |
| 2013 | 111 | 10,836 | 893 | 11,729 | 9.3 |
| 2014 | 111 | 11,408 | 1,048 | 12,456 | 9.9 |

¹include staff of the Special Mobile Force, National Coast Guard, National Security Service and Police Band

Table 1.26 - Staff ¹ of the Mauritius Police Force, Republic of Mauritius, 2013 & 2014

| Job Title | 2013 | | | 2014 | | |
|--|---------------|------------|---------------|---------------|--------------|---------------|
| | Male | Female | Total | Male | Female | Total |
| Commissioner/Deputy commissioner of Police | 8 | - | 8 | 8 | - | 8 |
| Director General NSS | 1 | - | 1 | 1 | - | 1 |
| Assistant Commissioner of Police | 12 | - | 12 | 9 | - | 9 |
| Superintendent of Police/Woman Police Superintendent | 39 | - | 39 | 35 | - | 35 |
| Asst/ Deputy Asst Superintendent of Police/Woman Asst Superintendent of Police | 36 | - | 36 | 36 | - | 36 |
| Chief Inspector of Police/Woman Police Chief Inspector | 102 | 4 | 106 | 95 | 4 | 99 |
| Inspector of Police/Woman Police Inspector | 361 | 14 | 375 | 370 | 15 | 385 |
| Sub Inspector of Police/Woman Sub Inspector of Police | 46 | 7 | 53 | 122 | 7 | 129 |
| Police Cadet Inspector | 10 | 1 | 11 | - | - | - |
| Police Sergeant/Woman Police Sergeant | 1,067 | 49 | 1,116 | 949 | 42 | 991 |
| Police Corporal/Woman Police Corporal | 777 | 20 | 797 | 1,160 | 25 | 1,185 |
| Police Constable/Woman Police Constable/Trainee | 8,324 | 798 | 9,122 | 8,561 | 955 | 9,516 |
| Police Band | 53 | - | 53 | 62 | - | 62 |
| Total | 10,836 | 893 | 11,729 | 11,408 | 1,048 | 12,456 |

¹ as at March

Table 1.27 - Total expenditure of the Mauritius Police Force, Republic of Mauritius, 2010 - 2014

| Year | Total expenditure (Rs Mn) | | Total expenditure of the Police Department as a percentage of total Government expenditure |
|------|---------------------------|------------|--|
| | Police Department | Government | |
| 2010 | 4,575 | 79,894 | 5.73 |
| 2011 | 5,308 | 87,816 | 6.04 |
| 2012 | 5,084 | 89,101 | 5.71 |
| 2013 | 6,680 | 102,924 | 6.49 |
| 2014 | 6,926 | 106,693 | 6.49 |

Source: Annual Report of the Accountant General

SECTION 2

JUDICIARY STATISTICS

Table 2.1 - Criminal cases in court, Republic of Mauritius, 2011 - 2014

| Courts | Number | | | | | | | | | | | | | | | |
|------------------------------|---------------------------------|----------------|-------------------|---------------------------------------|---------------------------------|----------------|-------------------|---------------------------------------|---------------------------------|----------------|-------------------|---------------------------------------|---------------------------------|----------------|-------------------|---------------------------------------|
| | 2011 | | | | 2012 | | | | 2013 | | | | 2014 | | | |
| | Cases pending as at 1st January | Cases lodged | Cases disposed of | Cases outstanding as at 31st December | Cases pending as at 1st January | Cases lodged | Cases disposed of | Cases outstanding as at 31st December | Cases pending as at 1st January | Cases lodged | Cases disposed of | Cases outstanding as at 31st December | Cases pending as at 1st January | Cases lodged | Cases disposed of | Cases outstanding as at 31st December |
| Republic of Mauritius | 24,771 | 106,601 | 104,922 | 24,699 | 24,699 | 121,263 | 109,157 | 31,953 | 31,953 | 127,438 | 125,921 | 33,470 | 35,842 | 114,032 | 118,695 | 31,179 |
| Island of Mauritius | 24,565 | 104,710 | 102,697 | 24,535 | 24,535 | 116,252 | 104,498 | 31,437 | 31,437 | 123,702 | 121,920 | 33,219 | 35,591 | 109,367 | 114,251 | 30,707 |
| Supreme Court | 466 | 217 | 206 | 435 | 435 | 220 | 224 | 431 | 431 | 190 | 302 | 319 | 319 | 188 | 266 | 241 |
| <i>Appeal cases</i> | <i>435</i> | <i>200</i> | <i>180</i> | <i>423</i> | <i>423</i> | <i>186</i> | <i>209</i> | <i>400</i> | <i>400</i> | <i>158</i> | <i>274</i> | <i>284</i> | <i>284</i> | <i>149</i> | <i>228</i> | <i>205</i> |
| <i>Other cases</i> | <i>31</i> | <i>17</i> | <i>26</i> | <i>12</i> | <i>12</i> | <i>34</i> | <i>15</i> | <i>31</i> | <i>31</i> | <i>32</i> | <i>28</i> | <i>35</i> | <i>35</i> | <i>39</i> | <i>38</i> | <i>36</i> |
| Intermediate Court | 1,804 | 1,743 | 1,628 | 1,385 | 1,385 | 1,757 | 1,409 | 1,733 | 1,733 | 1,945 | 1,538 | 2,140 | 2,140 | 1,290 | 1,220 | 2,210 |
| Industrial Court | 159 | 307 | 274 | 194 | 194 | 259 | 199 | 304 | 304 | 244 | 249 | 299 | 299 | 263 | 347 | 215 |
| District Courts ¹ | 22,136 | 102,443 | 100,589 | 22,521 | 22,521 | 114,016 | 102,666 | 28,969 | 28,969 | 121,323 | 119,831 | 30,461 | 32,833 | 107,626 | 112,418 | 28,041 |
| Court of Rodrigues | 206 | 1,891 | 2,225 | 164 | 164 | 5,011 | 4,659 | 516 | 516 | 3,736 | 4,001 | 251 | 251 | 4,665 | 4,444 | 472 |

¹Cases pending at the beginning of year 2014 were revised in the light of physical count carried out at the end of the year 2014

Table 2.2 - Convicted offences¹ according to United Nations classification of offences, Republic of Mauritius, 2011 - 2014

| Offences | Number | | | |
|--|--------------|--------------|--------------|--------------|
| | 2011 | 2012 | 2013 | 2014 |
| Homicide and related offences | 79 | 82 | 104 | 109 |
| <i>Intentional Homicide (committed)</i> | <i>6</i> | <i>6</i> | <i>18</i> | <i>15</i> |
| Murder | 5 | 2 | 1 | 6 |
| Manslaughter | - | 4 | 12 | 8 |
| Abortion | 1 | - | 5 | 1 |
| <i>Intentional homicide (attempted)</i> | <i>1</i> | <i>9</i> | <i>2</i> | <i>1</i> |
| Attempt at murder | 1 | 9 | 2 | 1 |
| <i>Non intentional homicide</i> | <i>72</i> | <i>67</i> | <i>84</i> | <i>93</i> |
| Wounds and blows causing death without intention to kill | 22 | 20 | 22 | 32 |
| Involuntary homicide | 50 | 47 | 62 | 61 |
| Assault and related offences | 3,755 | 3,760 | 3,954 | 3,061 |
| Assault causing effusion of blood (public functionary) | * | * | * | 16 |
| Assault causing loss of eye and limbs | - | 1 | 1 | 1 |
| Assault/wounds & blows ² | 3,458 | 3,511 | 3,586 | 2,754 |
| Assault causing sickness or incapacity for personal labour for > 20 days | 66 | 61 | 57 | 89 |
| Assault against member of the assembly or judicial officer or public functionary | 189 | 154 | 234 | 152 |
| Assault with corrosive substance | * | * | * | 2 |
| Assault with premeditation | 42 | 33 | 76 | 47 |
| Sexual offences | 155 | 190 | 220 | 144 |
| Rape | 4 | 2 | 18 | 9 |
| Sodomy | 18 | 10 | 16 | 13 |
| Bestiality | 5 | - | - | - |
| Attempt upon chastity | 22 | 38 | 34 | 35 |
| Sexual intercourse with minor under 16 | 59 | 96 | 93 | 61 |
| Sollicits/importunes another person for immoral purpose | 22 | 29 | 26 | 9 |
| Other sexual offences | 25 | 15 | 33 | 17 |
| Property offences³ | 6,030 | 5,544 | 5,795 | 5,385 |
| <i>Fraud and dishonesty³</i> | <i>897</i> | <i>821</i> | <i>690</i> | <i>731</i> |
| Forgery | 251 | 219 | 158 | 217 |
| Swindling | 193 | 137 | 104 | 106 |
| Making use of forged document | 41 | 64 | 17 | 27 |
| Swearing false affidavit | 6 | 2 | 5 | 12 |
| Issuing cheque without provision | 220 | 200 | 218 | 215 |
| Impersonation | 2 | 3 | 4 | 3 |
| Counterfeiting/possession/uttering of counterfeit bank notes | 22 | 60 | 32 | 10 |
| Forgery of passport/making use of forged passport | 3 | 4 | 8 | 14 |
| Extortion | 1 | - | 3 | - |

Table 2.2 (cont'd) - Convicted offences¹ according to United Nations classification of offences, Republic of Mauritius, 2011 - 2014

| Offences | Number | | | |
|--|---------------|----------------|----------------|----------------|
| | 2011 | 2012 | 2013 | 2014 |
| <i>Fraud and dishonesty (cont'd)</i> | | | | |
| Giving false evidence | 4 | - | 5 | 6 |
| Demanding money or property by threat of false accusation | 9 | 5 | 18 | 15 |
| Usurping public function ³ | 3 | 8 | 1 | 7 |
| Fraud and dishonesty other | 132 | 110 | 99 | 83 |
| <i>Offences under Prevention of Corruption Act (POCA)</i> | | | | |
| Bribery by public official | 3 | 6 | 16 | 14 |
| Bribery of public official | 2 | 2 | 2 | 1 |
| Other offences under POCA | 5 | 1 | - | 1 |
| <i>Embezzlement</i> | 167 | 162 | 147 | 198 |
| <i>Theft</i> | 3,811 | 3,447 | 3,696 | 3,306 |
| <i>Automobile theft</i> | * | * | * | 1 |
| <i>Robbery</i> | 1,182 | 1,074 | 1,133 | 1,133 |
| Larceny armed with offensive weapon | 57 | 79 | 63 | 43 |
| Larceny with violence by night breaking | 81 | 128 | 19 | 12 |
| Larceny with aggravating circumstances/violence (including upon minors or handicapped persons, etc.) | 171 | 56 | 111 | 143 |
| Larceny by 2 or more individuals | 775 | 719 | 822 | 847 |
| Larceny on public road | 98 | 92 | 118 | 88 |
| <i>Burglary</i> | 406 | 446 | 401 | 345 |
| Larceny by night breaking | 160 | 132 | 161 | 133 |
| Larceny by day breaking | 49 | 61 | 34 | 32 |
| Larceny scaling | 197 | 253 | 206 | 180 |
| <i>Other theft (excluding automobile theft)</i> | 2,223 | 1,927 | 2,162 | 1,827 |
| Larceny by person in receipt of wages | 313 | 251 | 311 | 312 |
| Simple larceny | 1,455 | 1,194 | 1,184 | 1,192 |
| Larceny other | 349 | 348 | 502 | 178 |
| Attempt at larceny | 106 | 134 | 165 | 145 |
| <i>Other property offences</i> | 1,161 | 1,130 | 1,262 | 1,150 |
| Damages to property | 538 | 549 | 584 | 532 |
| Receiving and possession of stolen property | 609 | 574 | 668 | 607 |
| Arson | 14 | 7 | 10 | 11 |
| <i>Drug offences</i> | 2,656 | 2,394 | 2,422 | 2,266 |
| <i>Road traffic contraventions⁴</i> | 73,073 | 88,217 | 101,004 | 87,726 |
| <i>Other contraventions</i> | 312 | 303 | 4,376 | 5,531 |
| <i>Other offences</i> | 11,712 | 13,189 | 10,792 | 11,174 |
| <i>of which offences under</i> | | | | |
| <i>Environment Protection Act</i> | <i>1,043</i> | <i>1,284</i> | <i>1,120</i> | <i>602</i> |
| <i>Food Act & Public Health Act</i> | <i>1,289</i> | <i>1,531</i> | <i>1,123</i> | <i>681</i> |
| <i>Information & Communication Technology Act</i> | <i>109</i> | <i>208</i> | <i>117</i> | <i>141</i> |
| <i>Local Government Act</i> | <i>1,340</i> | <i>1,053</i> | <i>645</i> | <i>866</i> |
| <i>Protection from Domestic Violence Act</i> | <i>305</i> | <i>267</i> | <i>355</i> | <i>316</i> |
| Total | 97,778 | 113,695 | 128,667 | 115,396 |

¹An offence may involve one or more persons⁴ Figures on fixed penalty notice not included² From 2011 to 2013, reclassification of previous offence 'assault with aggravating circumstances' to 'assault/wounds & blows'

*Figures not collected separately/some classified under other offences

³ From 2011 to 2013, reclassification of 'usurping public function' from 'other offences' to 'fraud and dishonesty'

Table 2.3 - Convicted offences¹ by outcome of judgment according to United Nations classification of offences (broad categories), Republic of Mauritius, 2013 & 2014

| Offences | Imprisonment | | RYC & other institutions | | CYC | | Fine | | Probation Order | | Community Service Order | | Conditional & Absolute Discharges | | Total | |
|--|--------------|--------------|--------------------------|------------|-----------|-----------|----------------|----------------|-----------------|------------|-------------------------|------------|-----------------------------------|--------------|----------------|----------------|
| | 2013 | 2014 | 2013 | 2014 | 2013 | 2014 | 2013 | 2014 | 2013 | 2014 | 2013 | 2014 | 2013 | 2014 | 2013 | 2014 |
| Homicide and related offences | 38 | 46 | - | - | - | - | 57 | 60 | - | - | 3 | 1 | 6 | 2 | 104 | 109 |
| <i>Intentional homicide (committed)</i> | 13 | 14 | - | - | - | - | - | - | - | - | 1 | - | 4 | 1 | 18 | 15 |
| <i>Intentional homicide (attempted)</i> | 2 | 1 | - | - | - | - | - | - | - | - | - | - | - | - | 2 | 1 |
| <i>Non intentional homicide</i> | 23 | 31 | - | - | - | - | 57 | 60 | - | - | 2 | 1 | 2 | 1 | 84 | 93 |
| Assault and related offences | 117 | 74 | 1 | 3 | - | - | 3,549 | 2,751 | 99 | 95 | 33 | 25 | 155 | 113 | 3,954 | 3,061 |
| Sexual offences | 70 | 51 | 1 | 2 | 2 | 1 | 52 | 19 | 4 | 4 | 28 | 20 | 63 | 47 | 220 | 144 |
| Property offences ² | 1,850 | 1,545 | 6 | 13 | 31 | 33 | 2,283 | 2,022 | 187 | 183 | 201 | 239 | 1,237 | 1,350 | 5,795 | 5,385 |
| <i>Fraud and dishonesty²</i> | 158 | 162 | - | - | - | - | 389 | 390 | 6 | 11 | 27 | 47 | 110 | 121 | 690 | 731 |
| <i>Embezzlement</i> | 33 | 45 | - | - | - | - | 56 | 70 | 1 | 5 | 22 | 34 | 35 | 44 | 147 | 198 |
| <i>Theft</i> | 1,522 | 1,228 | 6 | 12 | 30 | 30 | 968 | 821 | 166 | 147 | 116 | 132 | 888 | 936 | 3,696 | 3,306 |
| Robbery | 584 | 478 | 4 | 10 | 8 | 14 | 118 | 117 | 25 | 62 | 41 | 60 | 353 | 392 | 1,133 | 1,133 |
| Burglary | 264 | 210 | - | 1 | 5 | 12 | 35 | 27 | 10 | 10 | 12 | 18 | 75 | 67 | 401 | 345 |
| Other theft (excluding automobile theft) | 674 | 540 | 2 | 1 | 17 | 4 | 815 | 676 | 131 | 75 | 63 | 54 | 460 | 477 | 2,162 | 1,827 |
| <i>Other property offences</i> | 137 | 110 | - | 1 | 1 | 3 | 870 | 741 | 14 | 20 | 36 | 26 | 204 | 249 | 1,262 | 1,150 |
| Drug offences | 267 | 194 | - | 1 | - | 1 | 2,123 | 2,041 | 1 | 2 | 5 | 7 | 26 | 20 | 2,422 | 2,266 |
| Road traffic contraventions ³ | 106 | 96 | - | - | - | - | 100,779 | 87,522 | 7 | - | 80 | 91 | 32 | 17 | 101,004 | 87,726 |
| Other contraventions | 14 | 8 | - | - | - | - | 4,335 | 5,500 | 11 | 8 | 4 | 3 | 12 | 12 | 4,376 | 5,531 |
| Other offences | 1,255 | 1,083 | 19 | 103 | 2 | 4 | 9,126 | 9,509 | 19 | 32 | 123 | 102 | 248 | 341 | 10,792 | 11,174 |
| Total | 3,717 | 3,097 | 27 | 122 | 35 | 39 | 122,304 | 109,424 | 328 | 324 | 477 | 488 | 1,779 | 1,902 | 128,667 | 115,396 |

¹An offence may involve one or more persons

² In 2013, reclassification of 'usurping public function' from 'other offences' to 'fraud & dishonesty'

³Figures on fixed penalty notice not included

Table 2.4 - Convicted juvenile offences according to United Nations classification of offences (broad categories), Republic of Mauritius, 2011 - 2014

| Offences | Number | | | |
|---|------------|------------|------------|-------------------|
| | 2011 | 2012 | 2013 | 2014 ¹ |
| Assault and related offences | 35 | 20 | 23 | 33 |
| <i>of which wounds & blows/assault (simple)</i> | 35 | 20 | 21 | 32 |
| Sexual offences | 3 | 4 | 4 | 8 |
| <i>of which sodomy</i> | 3 | 4 | 2 | 2 |
| <i>attempt upon chastity</i> | - | - | 2 | 4 |
| Property offences | 51 | 44 | 85 | 208 |
| <i>Fraud and dishonesty</i> | 1 | - | - | - |
| <i>Theft</i> | 42 | 34 | 71 | 181 |
| <i>Robbery</i> | 14 | 12 | 23 | 109 |
| <i>Burglary</i> | 12 | 8 | 8 | 38 |
| <i>Other theft (excluding automobile theft)</i> | 16 | 14 | 40 | 34 |
| <i>Other property offences</i> | 8 | 10 | 14 | 27 |
| Drug offences | 13 | - | 3 | 8 |
| Road traffic contraventions | 116 | 78 | 66 | 30 |
| Other contraventions | - | - | 11 | 22 |
| Other offences | 81 | 101 | 70 | 140 |
| Total | 299 | 247 | 262 | 449 |

¹Data include convictions to Community Service Order and conditional discharges which were not collected separately prior to 2014

Table 2.5 - Drug offences convicted by type, Republic of Mauritius, 2011 - 2014

| Drug offences | Number | | | |
|--------------------------------|--------------|--------------|--------------|--------------|
| | 2011 | 2012 | 2013 | 2014 |
| Heroin | 347 | 284 | 401 | 303 |
| Importation | 8 | 11 | 27 | 15 |
| Dealing | 6 | 3 | 12 | 40 |
| Possession (heroin & articles) | 333 | 270 | 256 | 207 |
| Consumption | * | * | 106 | 29 |
| Other | * | * | * | 12 |
| Gandia | 565 | 510 | 778 | 1,006 |
| Importation | 13 | 2 | - | 7 |
| Cultivation | 63 | 14 | 78 | 91 |
| Dealing | 14 | 2 | 2 | 25 |
| Possession (gandia & articles) | 475 | 492 | 567 | 680 |
| Consumption | * | * | 131 | 182 |
| Other | * | * | * | 21 |
| Other drugs | 1,744 | 1,600 | 1,243 | 957 |
| Importation | 4 | 1 | 22 | 7 |
| Dealing | 32 | 33 | 17 | 267 |
| Possession (drugs & articles) | 1,011 | 728 | 654 | 414 |
| Consumption | 299 | 410 | 178 | 121 |
| Other offences | 398 | 428 | 372 | 148 |
| Total | 2,656 | 2,394 | 2,422 | 2,266 |

*Not collected separately

Table 2.6 - Convicted offences involving adults and juveniles by outcome of judgment, Republic of Mauritius, 2011 - 2014

| Outcome of judgement | Number | | | | | | | | | | | |
|--|---------------|------------|---------------|----------------|------------|----------------|----------------|------------|----------------|----------------|------------|----------------|
| | 2011 | | | 2012 | | | 2013 | | | 2014 | | |
| | Adult | Juvenile | Total | Adult | Juvenile | Total | Adult | Juvenile | Total | Adult | Juvenile | Total |
| Imprisonment | 3,407 | .. | 3,407 | 3,066 | .. | 3,066 | 3,717 | .. | 3,717 | 3,097 | .. | 3,097 |
| Detention at RYC & CYC ¹ | .. | 54 | 54 | .. | 62 | 62 | .. | 62 | 62 | .. | 161 | 161 |
| <i>Detention at RYC</i> | .. | 37 | 37 | .. | 38 | 38 | .. | 27 | 27 | .. | 122 | 122 |
| <i>Detention at CYC</i> | .. | 17 | 17 | .. | 24 | 24 | .. | 35 | 35 | .. | 39 | 39 |
| Fine ² | 91,872 | 217 | 92,089 | 108,100 | 179 | 108,279 | 122,119 | 185 | 122,304 | 109,225 | 199 | 109,424 |
| Other: | 2,200 | 28 | 2,228 | 2,282 | 6 | 2,288 | 2,569 | 15 | 2,584 | 2,625 | 89 | 2,714 |
| <i>Probation Order</i> | 292 | 28 | 320 | 191 | 6 | 197 | 322 | 6 | 328 | 272 | 52 | 324 |
| <i>Community Service Order</i> | * | * | 379 | * | * | 525 | 468 | 9 | 477 | 484 | 4 | 488 |
| <i>Conditional & absolute discharges</i> | * | * | 1,529 | * | * | 1,566 | * | * | 1,779 | 1,869 | 33 | 1,902 |
| Total | 97,479 | 299 | 97,778 | 113,448 | 247 | 113,695 | 128,405 | 262 | 128,667 | 114,947 | 449 | 115,396 |
| <i>of which contravention</i> | 73,269 | 116 | 73,385 | 88,442 | 78 | 88,520 | 105,303 | 77 | 105,380 | 93,205 | 52 | 93,257 |
| Conviction rate³ (excluding contraventions) per 1,000 population | 26.3 | 1.5 | 23.5 | 26.9 | 1.4 | 24.0 | 24.6 | 1.6 | 22.0 | 22.9 | 3.4 | 20.8 |

¹Rehabilitation and Correctional Youth Centres

²Excluding fine paid under fixed penalty notice

.. Not applicable

³Number of offences that led to convictions (as opposed to the number of persons convicted) per 1,000 population

*Not collected separately

Table 2.7 - Court rooms by type of court, Republic of Mauritius, 2011 - 2014

| Court | Number | | | |
|---------------------------------------|-----------|-----------|-----------|-----------|
| | 2011 | 2012 | 2013 | 2014 |
| Supreme Court ¹ | 9 | 10 | 10 | 10 |
| Family Court | 2 | 2 | 2 | 2 |
| Commercial Court | 2 | 2 | 2 | 2 |
| Intermediate Court | 12 | 11 | 11 | 10 |
| Industrial Court | 2 | 2 | 2 | 2 |
| Bail & Remand Court | 1 | 1 | 1 | 1 |
| District Courts (Island of Mauritius) | 21 | 23 | 24 | 23 |
| Court of Rodrigues | 1 | 1 | 1 | 1 |
| Total | 50 | 52 | 53 | 51 |

¹Only 9 of the 10 court rooms of the Supreme Court operational as from 2012

Table 2.8 - Staff of the Judiciary, Republic of Mauritius, 2013 & 2014

| Job Title | Number | | | | | |
|---|------------|------------|------------|------------|------------|------------|
| | 2013 | | | 2014 | | |
| | Male | Female | Total | Male | Female | Total |
| Chief Justice | 1 | - | 1 | 1 | - | 1 |
| Senior Puisne Judge/Puisne Judge | 12 | 7 | 19 | 12 | 8 | 20 |
| Master & Registrar | - | 1 | 1 | 1 | - | 1 |
| Deputy Master and Registrar | 1 | - | 1 | - | 1 | 1 |
| President & Vice President, Intermediate and Industrial Courts ¹ | 1 | 5 | 6 | 1 | 5 | 6 |
| Senior Magistrate/Magistrate | 17 | 31 | 48 | 13 | 27 | 40 |
| Judicial Research Officer ² | - | - | - | 3 | 4 | 7 |
| Secretary to Chief Justice | 1 | - | 1 | 1 | - | 1 |
| Chief Registrar ¹ | 1 | - | 1 | 1 | - | 1 |
| Senior Registrar/Regional Court Administrator | 6 | - | 6 | 6 | - | 6 |
| Adviser | 1 | - | 1 | 1 | - | 1 |
| Chief Court Officer/Court Manager | 22 | - | 22 | 21 | - | 21 |
| Principal Court Officer | 31 | - | 31 | 26 | - | 26 |
| Senior Court Officer/Court Officer | 58 | 107 | 165 | 59 | 116 | 175 |
| Chief/Principal Court Usher | 10 | - | 10 | 10 | - | 10 |
| Senior Court Usher/Court Usher | 50 | 6 | 56 | 49 | 6 | 55 |
| Senior Law Librarian/Law Librarian | - | 1 | 1 | - | 1 | 1 |
| Senior Law Library/Law Library Officer | 1 | 8 | 9 | 1 | 9 | 10 |
| Senior Transcriber | 1 | - | 1 | - | 1 | 1 |
| Transcriber | - | 9 | 9 | - | 9 | 9 |
| Total | 214 | 175 | 389 | 206 | 187 | 393 |

¹Includes acting appointment in 2014

²New post as from 2014

Table 2.9 - Total expenditure of the Judiciary, Republic of Mauritius, 2010 - 2014

| Year | Total expenditure (Rs Mn) | | Total expenditure of the Judiciary as a percentage of total Government expenditure |
|------|---------------------------|------------|--|
| | Judiciary | Government | |
| 2010 | 333 | 79,894 | 0.42 |
| 2011 | 411 | 87,816 | 0.47 |
| 2012 | 346 | 89,101 | 0.39 |
| 2013 | 455 | 102,924 | 0.44 |
| 2014 | 486 | 106,693 | 0.46 |

Source: Annual Report of the Accountant General

SECTION 3

**PRISON AND DETENTION
STATISTICS**

Table 3.1 - Daily average number of detainees¹, Republic of Mauritius, 2011 - 2014

| Detainees | Number | | | |
|--------------------------------------|--------------|--------------|--------------|--------------|
| | 2011 | 2012 | 2013 | 2014 |
| Daily average | 2,615 | 2,690 | 2,514 | 2,310 |
| Convicts | 1,665 | 1,705 | 1,637 | 1,492 |
| Remand and trials | 950 | 985 | 877 | 818 |
| Civil debtors | - | - | - | - |
| Imprisonment rate² | 209 | 214 | 200 | 183 |

¹ include detainees in Correctional Youth Centre (CYC) & exclude those in Rehabilitation Youth Centre (RYC)

² Rate per 100,000 population

Table 3.2 - Prison occupancy level, Republic of Mauritius, 2014

| Prisons | Capacity (Number of beds) | Average number of detainees | Average occupancy level (%) |
|---------------------------------------|---------------------------|-----------------------------|-----------------------------|
| Beau Bassin | 1,034 | 844 | 81.6 |
| Eastern High Security Prison (EHSP) | 800 | 489 | 61.1 |
| New Wing | 282 | 215 | 76.2 |
| Riche-Lieu open prison | 166 | 89 | 53.6 |
| Grand River North West | 249 | 249 | 100.0 |
| Phoenix | 24 | - | - |
| Petit Verger | 228 | 219 | 96.1 |
| Woman Prison, Beau Bassin | 118 | 135 | 114.4 |
| Special Prison - Woman Prison, Barkly | 12 | 2 | 16.7 |
| Correctional Youth Centre | 43 | 28 | 65.1 |
| Rodrigues prison | 74 | 26 | 35.1 |
| Total | 3,030 | 2,296 | 75.8 |

Table 3.3 - Convicts admission rate by age-group, Republic of Mauritius, 2011 - 2014

| Age-group (years) | 2011 | | 2012 | | 2013 | | 2014 | |
|-------------------|--------------|-------------------|--------------|-------------------|--------------|-------------------|--------------|-------------------|
| | Number | Rate ¹ | Number | Rate ¹ | Number | Rate ¹ | Number | Rate ¹ |
| 14 - 17 | 18 | 22.7 | 23 | 29.2 | 20 | 25.7 | 8 | 10 |
| 18 - 21 | 216 | 267.9 | 278 | 341.5 | 209 | 256.8 | 228 | 285 |
| 22 - 25 | 257 | 365.8 | 471 | 649.5 | 489 | 650.4 | 444 | 573 |
| 26 - 30 | 1,068 | 1,122.8 | 614 | 677.6 | 662 | 762.3 | 507 | 590 |
| 31 - 35 | 787 | 779.9 | 695 | 675.9 | 618 | 598.6 | 495 | 491 |
| 36 - 50 | 1,055 | 381.7 | 847 | 308.0 | 830 | 304.0 | 832 | 305 |
| Over 50 | 126 | 42.3 | 186 | 60.3 | 162 | 50.6 | 164 | 50 |
| Total | 3,527 | 352.4 | 3,114 | 308.5 | 2,990 | 293.8 | 2,678 | 261 |

¹Rate per 100,000 population

Table 3.4 - Convicts admitted to prisons according to United Nations classification of offences, Republic of Mauritius, 2011 - 2014

| Offences | Number | | | |
|--|--------------|--------------|--------------|--------------|
| | 2011 | 2012 | 2013 | 2014 |
| Homicide and related offences | 21 | 22 | 35 | 42 |
| <i>Intentional homicide</i> | 5 | 8 | 13 | 10 |
| Murder | 2 | 1 | 2 | 6 |
| Manslaughter | 3 | 7 | 11 | 4 |
| <i>Non intentional homicide</i> | 16 | 14 | 22 | 32 |
| Wounds & blows causing death without intention to kill | 16 | 14 | 22 | 32 |
| Assault and related offences | 224 | 208 | 193 | 179 |
| Wounds and blows | 57 | 62 | 48 | 42 |
| Assault | 165 | 142 | 141 | 129 |
| Assault with aggravating circumstances | - | - | - | 4 |
| Assault causing sickness | - | 2 | - | 1 |
| Assault an agent of civil authority | - | 2 | 1 | 3 |
| Assault a public functionary | - | - | 1 | - |
| Assault with a corrosive substance | 1 | - | - | - |
| Assault with premeditation | 1 | - | 2 | - |
| Sexual offences | 50 | 50 | 51 | 42 |
| Rape | 6 | 2 | 5 | 2 |
| Attempt upon chastity | 16 | 19 | 9 | 15 |
| Sodomy | 5 | 2 | 4 | 3 |
| Sexual intercourse with specified person | 2 | 4 | 5 | 4 |
| Sexual intercourse with minor under 16 | 20 | 23 | 21 | 13 |
| Soliciting another person for immoral purpose | - | - | 4 | 5 |
| <i>Child Protection Act (CPA)</i> | | | | |
| Causing/allowing a child to be sexually abused;accessing to a brothel;engaging in prostitution | 1 | - | 3 | - |
| Property offences | 2,067 | 2,050 | 2,124 | 2,000 |
| <i>Fraud and dishonesty</i> | 733 | 705 | 936 | 839 |
| Swindling | 2 | 2 | 1 | 2 |
| Possession of counterfeit bank notes | - | 2 | 4 | - |
| False and malicious denunciaton | - | - | - | 1 |
| Issuing cheques without provision | 1 | - | 4 | - |
| Forgery | 1 | 4 | - | 1 |
| Embezzlement and related offences | 729 | 697 | 927 | 835 |

Tab 3.4 (cont'd) - Convicts admitted to prisons according to United Nations classifications of offences, Republic of Mauritius, 2011 - 2014

| Offences | Number | | | |
|--|--------------|--------------|--------------|--------------|
| | 2011 | 2012 | 2013 | 2014 |
| <i>Theft</i> | 1,291 | 1,292 | 1,186 | 1,150 |
| <i>Robbery</i> | 470 | 496 | 411 | 351 |
| Larceny with violence | 81 | 49 | 65 | 83 |
| Larceny on public road | - | 3 | 1 | 2 |
| Larceny armed with offensive weapon | 54 | 56 | 25 | 23 |
| Larceny by two or more individuals | 334 | 388 | 320 | 241 |
| Larceny with aggravated circumstances | 1 | - | - | 2 |
| <i>Burglary</i> | 144 | 156 | 140 | 113 |
| Larceny night breaking | 61 | 102 | 59 | 62 |
| Larceny scaling | - | 2 | 6 | 7 |
| Larceny (day) breaking | 83 | 52 | 75 | 44 |
| <i>Other theft</i> | 677 | 640 | 635 | 686 |
| Larceny by persons on wages | 3 | - | 1 | 7 |
| Attempt at larceny | 63 | 73 | 51 | 49 |
| Other Simple Larcenies | 537 | 565 | 511 | 511 |
| Larceny & possession of stolen property | 74 | 2 | 72 | 119 |
| <i>Other property offences</i> | 43 | 53 | 2 | 11 |
| Damaging property by band | 28 | - | - | 7 |
| Possession of stolen property | 7 | 53 | 2 | - |
| Arson | 8 | - | - | 4 |
| Drug related offences | 581 | 514 | 364 | 291 |
| Other offences | 584 | 270 | 223 | 124 |
| <i>of which non - payment of fine for drunkenness and disorder</i> | 232 | 163 | 72 | 10 |
| Total | 3,527 | 3,114 | 2,990 | 2,678 |

Table 3.5 - Convicts admitted for drug offences by type, Republic of Mauritius, 2011 - 2014

| Drug offences | Number | | | |
|--------------------|------------|------------|------------|------------|
| | 2011 | 2012 | 2013 | 2014 |
| Heroin | 108 | 60 | 109 | 64 |
| Importation | 8 | 6 | 11 | 1 |
| Possession | 84 | 45 | 93 | 59 |
| Consumption | 5 | 3 | 3 | - |
| Dealing | 11 | 6 | 2 | 4 |
| Gandia | 119 | 50 | 108 | 130 |
| Importation | 5 | 1 | - | 5 |
| Cultivation | 21 | 12 | 41 | 33 |
| Possession | 88 | 21 | 64 | 84 |
| Consumption | 1 | 2 | 1 | 3 |
| Dealing | 4 | 14 | 2 | 5 |
| Other drugs | 354 | 404 | 147 | 97 |
| Importation | - | 5 | 4 | 1 |
| Possession | 299 | 218 | 107 | 80 |
| Dealing | 47 | 176 | 36 | 16 |
| Other | 8 | 5 | - | - |
| Total | 581 | 514 | 364 | 291 |

Table 3.6 - Adults convicts admitted by number of previous imprisonment, Republic of Mauritius, 2011 - 2014

| Number | 2011 | | | 2012 | | | 2013 | | | 2014 | | |
|--------------|--------------|------------|--------------|--------------|------------|--------------|--------------|------------|--------------|--------------|-----------|--------------|
| | Male | Female | Total | Male | Female | Total | Male | Female | Total | Male | Female | Total |
| No previous | 208 | 67 | 275 | 262 | 59 | 321 | 796 | 74 | 870 | 1,056 | 45 | 1,101 |
| One | 249 | 20 | 269 | 377 | 19 | 396 | 463 | 22 | 485 | 586 | 18 | 604 |
| Two or more | 2,926 | 39 | 2,965 | 2,325 | 49 | 2,374 | 1,575 | 40 | 1,615 | 932 | 33 | 965 |
| Total | 3,383 | 126 | 3,509 | 2,964 | 127 | 3,091 | 2,834 | 136 | 2,970 | 2,574 | 96 | 2,670 |

Table 3.7 - Convicts admitted to prisons by length of sentence, Republic of Mauritius, 2011 - 2014

| Length of sentence | Number | | | |
|---|--------------|--------------|--------------|--------------|
| | 2011 | 2012 | 2013 | 2014 |
| < 1 month | 931 | 461 | 876 | 512 |
| 1 - 3 months | 391 | 666 | 420 | 654 |
| 4 - 6 months | 328 | 317 | 313 | 264 |
| 7 - 18 months | 311 | 307 | 258 | 184 |
| of which 7 - 12 months | * | * | 191 | 124 |
| 13 - 18 months | * | * | 67 | 60 |
| 19 months to less than 2 years | 93 | 117 | 98 | 54 |
| Two years and over | 255 | 224 | 243 | 223 |
| Life sentence | - | - | - | - |
| Undefined (fine defaulters ¹) | 1,218 | 1,022 | 782 | 787 |
| Total | 3,527 | 3,114 | 2,990 | 2,678 |

¹ Fine defaulters are convicts sentenced to imprisonment for non-payment of fines; they either stay in prison according to the amount owed or are released as soon as they pay the fines

* Not available

Table 3.8 - Fine defaulters admitted to prisons by amount of fine due, Republic of Mauritius, 2011 - 2014

| Amount of fine (Rs) | Number | | | |
|---------------------|--------------|--------------|------------|------------|
| | 2011 | 2012 | 2013 | 2014 |
| < 1,001 | 143 | 100 | 126 | 168 |
| 1,001 - 5,000 | 614 | 509 | 430 | 441 |
| 5,001 -10,000 | 203 | 172 | 107 | 75 |
| 10,001 - 20,000 | 92 | 65 | 37 | 30 |
| 20,001 - 25,000 | 14 | 24 | 17 | 10 |
| 25,001 - 60,000 | 74 | 82 | 36 | 37 |
| 25,001 - 30,000 | * | * | 8 | 8 |
| 30,001 - 60,000 | * | * | 28 | 29 |
| 60,001 & over | 78 | 70 | 29 | 26 |
| Total | 1,218 | 1,022 | 782 | 787 |

* Not available

Table 3.9 - Fine defaulters admitted to prisons by offences, Republic of Mauritius, 2011 - 2014

| Offences | Number | | | |
|---|--------------|--------------|------------|------------|
| | 2011 | 2012 | 2013 | 2014 |
| Non intentional homicide | 1 | - | 2 | 5 |
| Assault and related offences | 121 | 112 | 65 | 84 |
| Serious assaults | 11 | 10 | 9 | 12 |
| Simple assault/wounds and blows | 110 | 102 | 56 | 72 |
| Sexual offences | 3 | 6 | 5 | 1 |
| Soliciting for immoral act | 3 | 6 | 4 | - |
| Attempt upon chastity | - | - | 1 | - |
| Causing a child to be sexually abused | - | - | - | 1 |
| Property offences | 190 | 125 | 103 | 133 |
| <i>Fraud and dishonesty</i> | 12 | 22 | 8 | 13 |
| Forgery and making use of forged document/passport | 6 | 9 | 4 | 6 |
| Issuing cheque without provision | 3 | 2 | 2 | 3 |
| Swindling | - | 2 | 1 | 3 |
| Other fraud | 3 | 9 | 1 | 1 |
| <i>Embezzlement</i> | 4 | 2 | 1 | 3 |
| <i>Theft</i> | 174 | 101 | 94 | 117 |
| Robbery | 8 | 7 | 6 | 15 |
| Burglary | - | 1 | 16 | 3 |
| Other theft | 166 | 93 | 72 | 99 |
| Drug offences | 363 | 326 | 172 | 162 |
| Drug dealing | 10 | 25 | 2 | 8 |
| Possession of drugs | 341 | 255 | 151 | 141 |
| Selling dangerous drug for personal consumption | 7 | 23 | 18 | 13 |
| Smoking cannabis | 5 | 23 | 1 | - |
| Road traffic contraventions | 241 | 174 | 175 | 170 |
| Other offences | 299 | 279 | 260 | 232 |
| of which non payment of fine for drunkenness and disorder | 86 | 58 | 20 | 22 |
| Total | 1,218 | 1,022 | 782 | 787 |

Table 3.10 - Juvenile detainees in Correctional Youth Centre, Republic of Mauritius, 2011 - 2014

| Detainees | Number | | | |
|----------------------|------------|------------|------------|------------|
| | 2011 | 2012 | 2013 | 2014 |
| Daily average | 25 | 29 | 29 | 26 |
| Convicts | 5 | 6 | 5 | 8 |
| Remand | 20 | 23 | 24 | 18 |
| Admission | 167 | 159 | 145 | 152 |
| Convicts | 18 | 23 | 20 | 8 |
| Remand | 149 | 136 | 125 | 144 |

Table 3.11 - Juvenile convicts admitted to Correctional Youth Centre by type of offences, Republic of Mauritius, 2011 - 2014

| Offences | Number | | | |
|------------------------------|-----------|-----------|-----------|----------|
| | 2011 | 2012 | 2013 | 2014 |
| Assault and related offences | 1 | 1 | - | - |
| Sexual offences | 1 | 1 | 2 | - |
| Theft | 14 | 18 | 15 | 8 |
| Other | 2 | 3 | 3 | - |
| Total | 18 | 23 | 20 | 8 |

Table 3.12 - Juvenile detainees admitted to Rehabilitation Youth Centre by sex, Republic of Mauritius, 2011 - 2014

| Detainees | Number | | | | | | | | | | | |
|--------------|-----------|-----------|------------|-----------|-----------|------------|-----------|-----------|------------|------------|-----------|------------|
| | 2011 | | | 2012 | | | 2013 | | | 2014 | | |
| | Male | Female | Total | Male | Female | Total | Male | Female | Total | Male | Female | Total |
| Convicts | 9 | 21 | 30 | 12 | 21 | 33 | 9 | 14 | 23 | 17 | 15 | 32 |
| Remand | 71 | 60 | 131 | 61 | 62 | 123 | 59 | 61 | 120 | 90 | 62 | 152 |
| Total | 80 | 81 | 161 | 73 | 83 | 156 | 68 | 75 | 143 | 107 | 77 | 184 |

Table 3.13 - Juvenile convicts admitted to Rehabilitation Youth Centre by type of offences and sex, Republic of Mauritius, 2011 - 2014

| Offences | Number | | | | | | | | | | | |
|------------------------------------|----------|-----------|-----------|-----------|-----------|-----------|----------|-----------|-----------|-----------|-----------|-----------|
| | 2011 | | | 2012 | | | 2013 | | | 2014 | | |
| | Male | Female | Total | Male | Female | Total | Male | Female | Total | Male | Female | Total |
| Sexual offences | 2 | - | 2 | - | - | - | - | - | - | - | - | - |
| Theft | 1 | 1 | 2 | - | - | - | 2 | - | 2 | 2 | 1 | 3 |
| Children /juveniles beyond control | 4 | 19 | 23 | 8 | 5 | 13 | 5 | 14 | 19 | 11 | 14 | 25 |
| Other | 2 | 1 | 3 | 4 | 16 | 20 | 2 | - | 2 | 4 | - | 4 |
| Total | 9 | 21 | 30 | 12 | 21 | 33 | 9 | 14 | 23 | 17 | 15 | 32 |

Table 3.14 - Staff of the Mauritius Prisons Services, Republic of Mauritius, 2013 & 2014

| Job title | Number | | | | | |
|--|--------------|-----------|--------------|--------------|-----------|--------------|
| | 2013 | | | 2014 | | |
| | Male | Female | Total | Male | Female | Total |
| Commissioner of Prisons/Deputy Commissioner of Prisons | 5 | - | 5 | 4 | 1 | 5 |
| Assistant Commissioner of Prisons | 3 | 1 | 4 | 5 | - | 5 |
| Senior Superintendent /Superintendent of Prisons | 15 | 1 | 16 | 10 | 1 | 11 |
| Assistant Superintendent of Prisons | 53 | 4 | 57 | 55 | 4 | 59 |
| Principal Prisons Officer | 109 | 6 | 115 | 111 | 6 | 117 |
| Prisons Officer | 860 | 75 | 935 | 901 | 81 | 982 |
| Senior Officer Cadet | 5 | - | 5 | - | - | - |
| Chief/Senior/Principal/Prisons Welfare Officer | 13 | 1 | 14 | 13 | 1 | 14 |
| Total | 1,063 | 88 | 1,151 | 1,099 | 94 | 1,193 |

Table 3.15 - Staff of the Rehabilitation Youth Centre, Republic of Mauritius, 2013 & 2014

| Job title | Number | | | | | |
|----------------------|-----------|-----------|-----------|-----------|-----------|-----------|
| | 2013 | | | 2014 | | |
| | Male | Female | Total | Male | Female | Total |
| Superintendent | 1 | - | 1 | 1 | - | 1 |
| Asst. Superintendent | - | 1 | 1 | - | 1 | 1 |
| Chief Officer | - | - | - | 1 | 1 | 2 |
| Principal Officer | 3 | 2 | 5 | 3 | 2 | 5 |
| Senior Officer | 8 | 4 | 12 | 7 | 4 | 11 |
| Officer | 12 | 10 | 22 | 11 | 9 | 20 |
| Total | 24 | 17 | 41 | 23 | 17 | 40 |

Table 3.16 - Total expenditure of the prisons, Republic of Mauritius, 2010 - 2014

| Year | Total expenditure (Rs Mn) | | Total expenditure of the prisons as a percentage of total Government expenditure |
|------|---------------------------|------------|--|
| | Prisons | Government | |
| 2010 | 665 | 79,894 | 0.83 |
| 2011 | 834 | 87,816 | 0.95 |
| 2012 | 1,102 | 89,101 | 1.24 |
| 2013 | 1,729 | 102,924 | 1.68 |
| 2014 | 857 | 106,693 | 0.80 |

Source: Annual Report of the Accountant General

SECTION 4

PROBATION STATISTICS

Table 4.1 - Offenders sentenced with probation orders, Republic of Mauritius, 2011 - 2014

| Offenders | Number | | | | | | | | | | | |
|--------------|------------|-----------|------------|------------|-----------|------------|------------|-----------|------------|------------|-----------|------------|
| | 2011 | | | 2012 | | | 2013 | | | 2014 | | |
| | Male | Female | Total | Male | Female | Total | Male | Female | Total | Male | Female | Total |
| Adult | 254 | 31 | 285 | 155 | 57 | 212 | 204 | 38 | 242 | 180 | 62 | 242 |
| Juvenile | 52 | 1 | 53 | 46 | 4 | 50 | 34 | 9 | 43 | 36 | 4 | 40 |
| Total | 306 | 32 | 338 | 201 | 61 | 262 | 238 | 47 | 285 | 216 | 66 | 282 |

Table 4.2 - Offenders sentenced with probation orders according to United Nations classification of offences, Republic of Mauritius, 2011 - 2014

| Offences | Number | | | |
|--|------------|------------|------------|------------|
| | 2011 | 2012 | 2013 | 2014 |
| Assault and related offences | 46 | 31 | 89 | 86 |
| Wounds and blows | 11 | 14 | 3 | - |
| Assault with premeditation | - | - | - | 4 |
| Assault | 35 | 17 | 86 | 82 |
| Sexual offences | 4 | 2 | 8 | 4 |
| Attempt upon chastity | 3 | - | 7 | 4 |
| Sexual intercourse with minor under 16 | 1 | 2 | 1 | - |
| Property offences | 246 | 190 | 148 | 165 |
| <i>Fraud and dishonesty</i> | 9 | 4 | 7 | 8 |
| Making use of forged documents | 4 | 1 | - | - |
| Issuing cheque without provision | 4 | 3 | 6 | 7 |
| Swindling | 1 | - | 1 | 1 |
| <i>Embezzlement</i> | 2 | 6 | 4 | 4 |
| <i>Theft</i> | 203 | 152 | 114 | 134 |
| <i>Robbery</i> | 90 | 46 | 38 | 54 |
| Larceny armed with offensive weapon | 2 | 6 | 1 | - |
| Larceny with violence | - | - | 4 | 3 |
| Larceny by two or more individuals | 75 | 38 | 28 | 44 |
| Larceny on public road | 1 | - | 3 | 7 |
| Other larcenies with aggravating circumstances | 12 | 2 | 2 | - |
| <i>Burglary</i> | 15 | 20 | 19 | 12 |
| Larceny night breaking | 5 | 9 | 3 | 2 |
| Larceny (day) breaking | - | - | 3 | - |
| Larceny scaling | 9 | 11 | 13 | 9 |
| Larceny with false key | 1 | - | - | 1 |
| <i>Other theft</i> | 98 | 86 | 57 | 68 |
| Larceny by servant or any person in receipt of wages | 47 | 32 | 32 | 36 |
| Attempt at larceny | 5 | 11 | 2 | 5 |
| Other simple larcenies | 44 | 41 | 23 | 27 |
| Praedial larceny | 2 | 2 | - | - |
| <i>Other property offences</i> | 32 | 28 | 23 | 19 |
| of which receiving/possession of stolen property | 31 | 24 | 16 | 12 |
| arson | 1 | 1 | - | 2 |
| criminal damage to property | - | 3 | - | - |
| Road traffic contravention | - | - | 2 | - |
| Drug offences¹ | 1 | 2 | - | - |
| Other offences | 41 | 37 | 38 | 27 |
| Total | 338 | 262 | 285 | 282 |

¹ Include possession of drugs and articles

Table 4.3 - Offenders subjected to community service work, Republic of Mauritius, 2011 - 2014

| Offenders | Number | | | |
|--------------|------------|------------|------------|------------|
| | 2011 | 2012 | 2013 | 2014 |
| Male | 331 | 449 | 472 | 477 |
| Female | 36 | 38 | 40 | 30 |
| Total | 367 | 487 | 512 | 507 |

Table 4.4 - Offences for Community Service Orders according to United Nations classification of offences, Republic of Mauritius, 2011 - 2014

| Offences | Number | | | |
|---|------------|------------|------------|------------|
| | 2011 | 2012 | 2013 | 2014 |
| Homicide and related offences | - | - | 4 | 4 |
| Intentional homicide | - | - | - | 1 |
| Non intentional homicide | - | - | 4 | 3 |
| Assault and related offences | 34 | 46 | 55 | 29 |
| of which simple assault | 32 | 33 | 40 | 12 |
| Sexual offences | 12 | 9 | 34 | 24 |
| of which sexual intercourse with minor under 16 | 8 | 6 | 13 | 7 |
| causing child to be sexually abused | - | - | 9 | 6 |
| Property offences | 220 | 260 | 246 | 222 |
| Fraud and dishonesty | 27 | 35 | 33 | 28 |
| Embezzlement | 7 | 12 | 6 | 15 |
| Theft | 176 | 189 | 161 | 147 |
| <i>Robbery</i> | 76 | 76 | 68 | 80 |
| <i>Burglary</i> | 16 | 22 | 19 | 24 |
| <i>Other theft</i> | 84 | 91 | 74 | 43 |
| Other property offences | 10 | 24 | 46 | 32 |
| Drug offences | 1 | - | 12 | 2 |
| Road traffic contraventions | - | - | 52 | 56 |
| Other contraventions | - | - | 6 | - |
| Other offences | 146 | 233 | 178 | 302 |
| Total | 413 | 548 | 587 | 639 |

Table 4.5 - Staff of the Probation and After-care Service, Republic of Mauritius, 2013 & 2014

| Job title | Number | | | | | |
|---|-----------|-----------|-----------|-------------------|-----------|-----------|
| | 2013 | | | 2014 ¹ | | |
| | Male | Female | Total | Male | Female | Total |
| Commissioner/Deputy Commissioner of Probation | 2 | - | 2 | 2 | - | 2 |
| Assistant Commissioner | 1 | 2 | 3 | 2 | 2 | 4 |
| Principal Probation Officer | 7 | 6 | 13 | 6 | 6 | 12 |
| Senior Probation Officer | 10 | 9 | 19 | 12 | 9 | 21 |
| Probation Officer | 6 | 31 | 37 | 4 | 30 | 34 |
| Psychologist | - | 1 | 1 | - | 1 | 1 |
| Total | 26 | 49 | 75 | 26 | 48 | 74 |

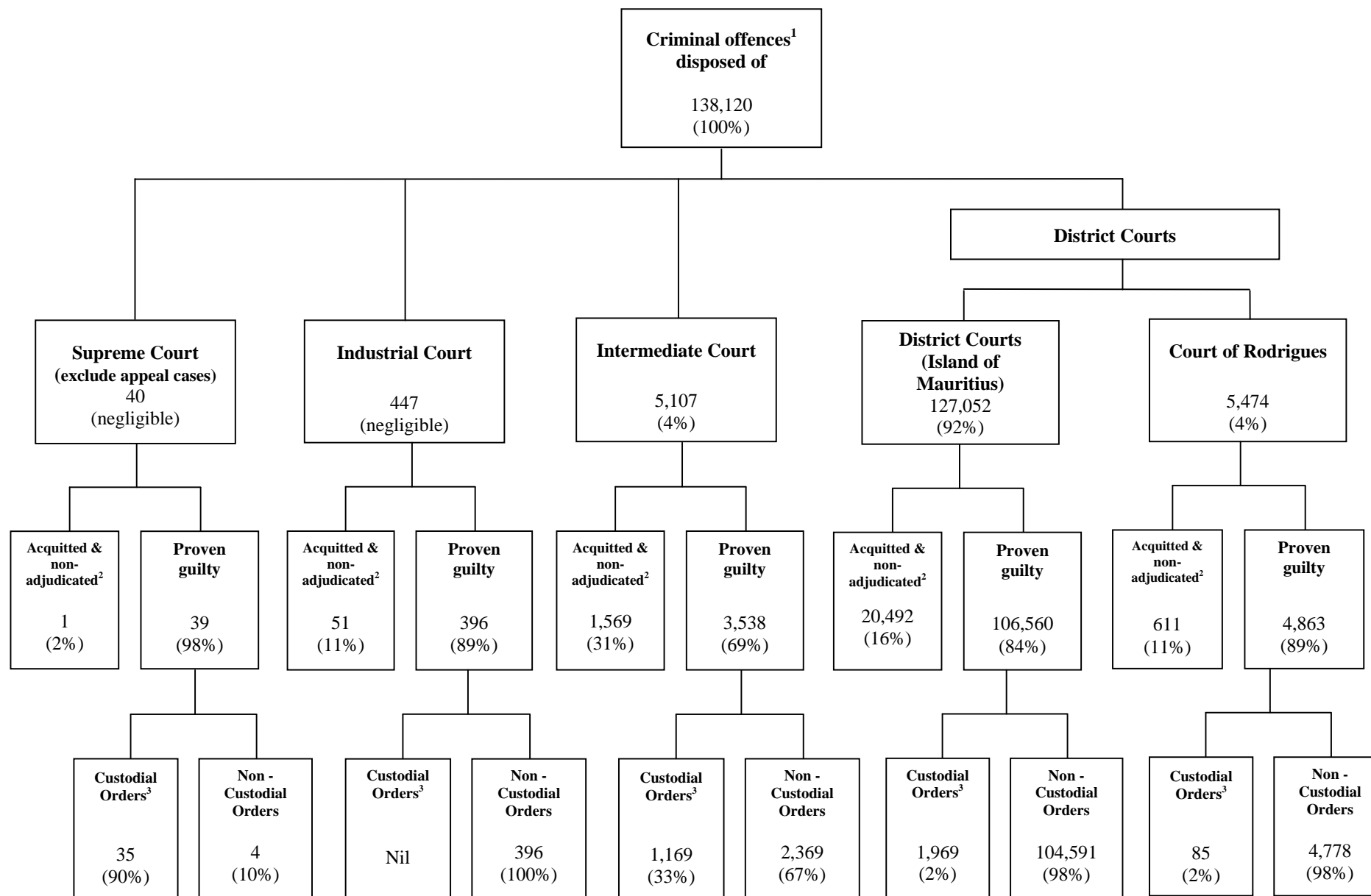
¹ Revised**Table 4.6 - Total expenditure of the Probation and After-care Service, Republic of Mauritius, 2010-2014**

| Year | Total expenditure (Rs Mn) | | Total expenditure of the probation as a percentage of total Government expenditure |
|------|---------------------------|------------|--|
| | Probation | Government | |
| 2010 | 44 | 79,894 | 0.06 |
| 2011 | 46 | 87,816 | 0.05 |
| 2012 | 50 | 89,101 | 0.06 |
| 2013 | 60 | 102,924 | 0.06 |
| 2014 | 56 | 106,693 | 0.05 |

Source: Annual Report of the Accountant General

ANNEX

Summary of criminal offences disposed of, Republic of Mauritius, 2014

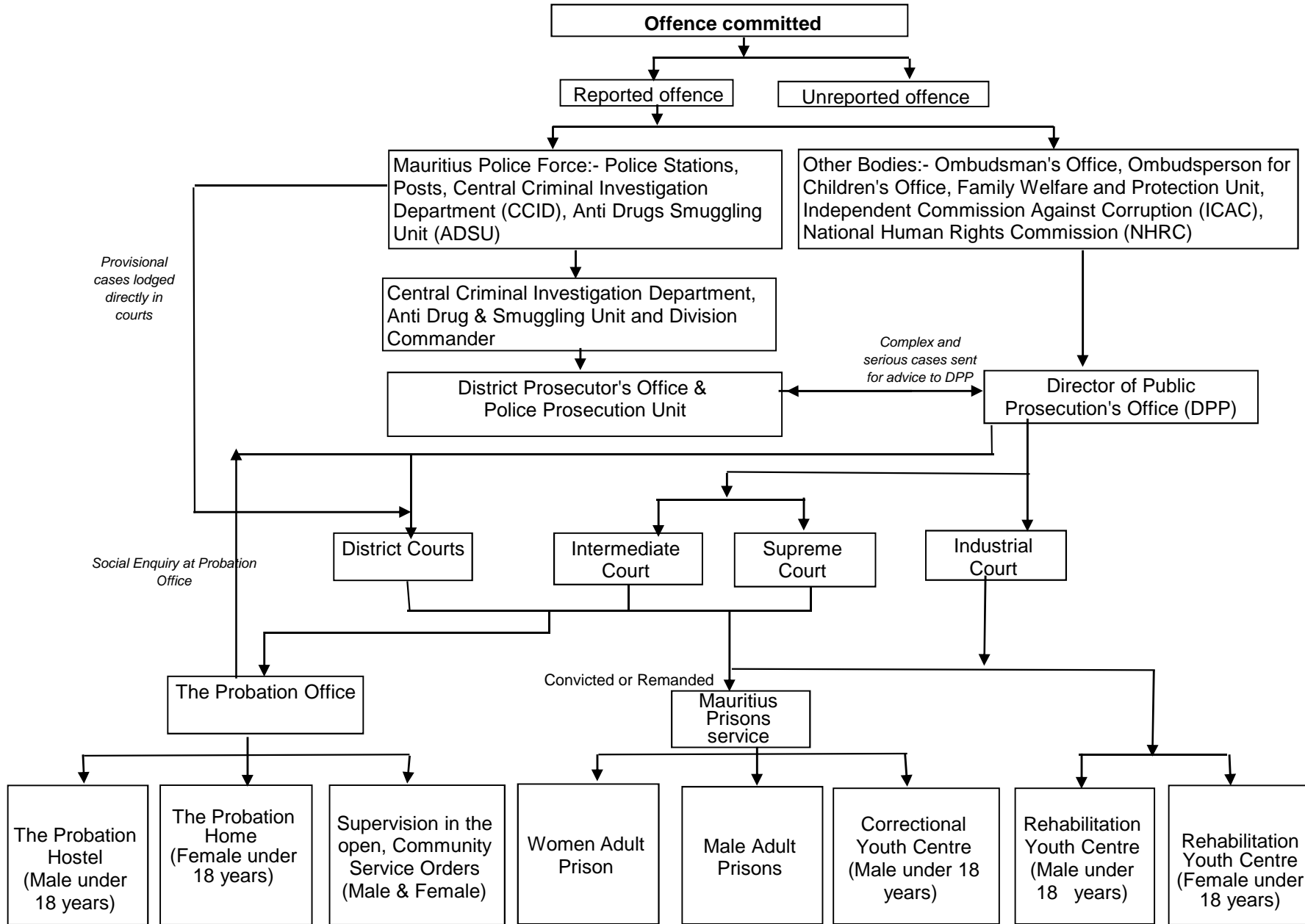


¹ An offence may involve one or more persons

² Acquitted means dismissed and non-adjudicated means struck out & Nolle Prosequi

³ Custodial Orders comprise imprisonment and detention in Rehabilitation & Correctional Youth Centres

The National Criminal Chart, Republic of Mauritius



GLOSSARY

1. **Absolute discharge** is complete and unconditional release.
2. **Admission rate** is defined as the number of people admitted to prison in a given year per 100,000 mid-year population.
3. **Assault** is defined as physical attack against the body of another person.
4. **Acquitted** means dismissed.
5. **Burglary** is defined as unlawful entry into someone else's premises with the intention to commit a theft.
6. **Community Service Order** is a sentence requiring an offender to perform unpaid community work.
7. **Conditional discharge** is a sentence whereby an offender is released under certain conditions, e.g., regular reporting to police stations for a specified period of time.
8. **Contraventions (least serious offences)** are defined as offences that are punishable by:
 - (a) imprisonment for a term not exceeding 10 days;
 - (b) fine not exceeding 5,000 rupees.
9. **Crimes (most serious offences)** are defined as offences that are punishable by:
 - (a) penal servitude;
 - (b) fine exceeding 5,000 rupees.
10. **Criminal case** is a case dealing with an offender indicted for a public offence.
11. **Detainee** is referred to as any person confined to prison and is classified as follows:
 - (a) **Convict:** person sentenced to imprisonment.
 - (b) **Person on remand and trial:** person charged for an offence with a court of law and awaiting judgment.
12. **Drug offences** are as spelt out under the Dangerous Drug Act 2000. They relate mainly to drugs like ganja, heroin, hashish, opium, cocaine and other psychotropic substances.
13. **Embezzlement** is defined as the wrongful appropriation of another person's property that is already in the possession of the person doing the appropriating.
14. **Fine defaulters** are convicts sentenced to imprisonment for non-payment of fines; they either stay in prison for a specified period or are released as soon as they pay the fines.
15. **Fraud** is defined as the acquisition of another person's property by deception.

16. **Intentional homicide** is defined as death deliberately inflicted on a person by another person, including infanticide and abortion.
17. **Juvenile** is defined as person aged below 18 years.
18. **Juvenile delinquency rate** is defined as the number of juvenile offenders involved in offences (excluding contraventions) per 1,000 juvenile population.
19. **Misdemeanours (less serious offences)** are defined as offences that are punishable by:
 - (a) imprisonment for a term exceeding 10 days;
 - (b) fine exceeding 5,000 rupees.
20. **Non-adjudicated** is the formal withdrawal of charge(s) by the Police, Director of Public Prosecutions or Attorney-General or by the courts; it includes nolle prosequi and struck out.
21. **Property offence** includes theft, fraud, embezzlement, damage to property, and illegal possession of property and stolen goods.
22. **Prison occupancy level** is defined as the prison population divided by the prison capacity (number of beds).
23. **Probation order** is a sentence whereby an offender is placed under the supervision of a probation officer for a period not less than one nor more than three years.
24. **Robbery** is defined as the theft of property from a person, overcoming resistance by force or threat of force.
25. **Sexual offence** is defined as sexual intercourse or assault without valid consent. It includes sexual act, attempt to obtain a sexual act and dealing in obscene matters.
26. **Theft** is defined as the removal of property without the property owner's consent.
27. **Victim** is referred to as a person who has been affected by an unlawful offence committed by another person.