

**Vol. 4**

**REPUBLIC OF MAURITIUS**

**Ministry of Finance and Economic Development**

**STATISTICS MAURITIUS**

**DIGEST  
OF  
CRIME, JUSTICE AND SECURITY  
STATISTICS - 2011**

**September 2012**

**(Price: Rs 150.00)**

**DIGEST**  
**OF**  
**CRIME, JUSTICE AND SECURITY**  
**STATISTICS – 2011**

## **DIGEST OF CRIME, JUSTICE AND SECURITY STATISTICS, 2011**

### **FOREWORD**

This is the fourth issue of a digest of Statistics Mauritius on crime, justice and security statistics. It covers statistics from the Mauritius Police Force (MPF), the Judiciary Department, the Mauritius Prison Services (MPS), and the Probation and After-care Service for 2011 for the Republic of Mauritius.

This digest has been prepared with the contribution of the Mauritius Police Force, the Judiciary Department, the Mauritius Prisons Services, and the Probation and After-care Services. Their support is gratefully acknowledged.

This publication is available on the website at <http://statsmauritius.gov.mu>.

L.F. Cheung Kai Suet  
Director of Statistics

Statistics Mauritius  
Ministry of Finance and Economic Development  
Port Louis  
**MAURITIUS**

September 2012

**Contact person:**

**Ms Naigee Guillaume (Statistician)**

**Statistics Mauritius**

**Tel: 208-1212 Extension 1595 (Police)**

**: 213-3055 (Judiciary)**

**: 464-3364 (Prison)**

**: 466-0788 (Probation)**

**Email : [nguillaume@mail.gov.mu](mailto:nguillaume@mail.gov.mu)**

**: [cso-cjs@mail.gov.mu](mailto:cso-cjs@mail.gov.mu)**

**For more information on**

**Historical series:**

**<http://statsmauritius.gov.mu>**

**Judiciary statistics:**

**<http://supremecourt.gov.mu>**

**Prison statistics:**

**<http://prisons.gov.mu>**

## Table of contents

<b>Foreword</b>	<b>1</b>
<b>Introduction</b>	<b>7</b>
<b>Statistical notes</b>	<b>7</b>
<b>An overview</b>	
1. Police statistics	8
2. Judiciary statistics	25
3. Prison and detention statistics	30
4. Probation statistics	36
5. Juvenile statistics	38
<b>SECTION 1 - POLICE STATISTICS</b>	
Table 1.1 - Cases reported by type, Island of Mauritius, Island of Rodrigues & Republic of Mauritius, 2008 - 2011	44
Table 1.2 - Offences reported by police divisions and units, Republic of Mauritius, 2009 - 2011	45
Table 1.3 - Offence rate by type, Island of Mauritius, Island of Rodrigues & Republic of Mauritius, 2008 - 2011	46
Table 1.4 - Crimes reported by category, Republic of Mauritius, 2008 - 2011	46
Table 1.5 - Reported offences according to United Nations classifications of offences, Republic of Mauritius, 2008 - 2011	47
Table 1.6 - Reported number of victims by type of selected offences, Island of Mauritius, 2011	52
Table 1.7 - Victims of selected offences by socio-demographic and other characteristics, Island of Mauritius, 2010 & 2011	54
Table 1.8 - Drug offences reported by type of drugs, Republic of Mauritius, 2008 - 2011	55
Table 1.9 - Quantity of drugs seized by type of drugs, Republic of Mauritius, 2008 - 2011	55
Table 1.10 - Persons arrested by the Anti-Drug and Smuggling Unit by adult/juvenile and gender, Island of Mauritius, 2008 - 2011	56
Table 1.11 - Drug reported offences at the Anti-Drug and Smuggling Unit by district, Island of Mauritius, 2008 - 2011	57

Table 1.12	- Road traffic contraventions, Republic of Mauritius, 2008 - 2011	58
Table 1.13	- Offenders involving juveniles reported by type, Republic of Mauritius, 2008 - 2011	59
Table 1.14	- Juvenile offenders according to United Nations classification of offences, Republic of Mauritius, 2008 - 2011	60
Table 1.15	- Reported number of juvenile victims by type of offences, Island of Mauritius, 2010 & 2011	61
Table 1.16	- Reported offences (excluding contraventions) by status, Republic of Mauritius, 2009 - 2011	62
Table 1.17	- Cases (excluding contraventions) not taken to court after investigation by reason, Republic of Mauritius, 2009 - 2011	62
Table 1.18	- Persons suspected, arrested and cautioned (excluding contraveners) according to United Nations classifications of offences, Republic of Mauritius, 2010 & 2011	63
Table 1.19	- Persons (excluding contraveners) prosecuted according to United Nations classifications of offences, Republic of Mauritius, 2010 & 2011	63
Table 1.20	- Police stations and police force, Republic of Mauritius, 2008 - 2011	64
Table 1.21	- Staff of the Mauritius Police Force, Republic of Mauritius, 2010 & 2011	64
Table 1.22	Total expenditure of the Mauritius Police Force, Republic of Mauritius, '2007/2008' - '2011'	65

## **SECTION 2 - JUDICIARY STATISTICS**

Table 2.1	- Criminal cases in court, Republic of Mauritius, 2008 - 2011	66
Table 2.2	- Convictions pronounced at the Judiciary according to United Nations classification of offences, Republic of Mauritius, 2008 - 2011	67
Table 2.3	- Drug offences convicted by type of drugs, Republic of Mauritius, 2008 - 2011	69
Table 2.4	- Juvenile convictions pronounced according to United Nations classification of offences, Republic of Mauritius, 2008 - 2011	69
Table 2.5	- Convictions pronounced involving adults and juveniles by outcome of judgement, Republic of Mauritius, 2008 - 2011	70
Table 2.6	- Court rooms by type of court, Republic of Mauritius, 2008 - 2011	70
Table 2.7	- Staff of the Judiciary, Republic of Mauritius, 2010 & 2011	71
Table 2.8	- Total expenditure of the Judiciary, Republic of Mauritius, '2007/2008'-'2011'	71

### SECTION 3 - PRISON AND DETENTION STATISTICS

Table 3.1	- Daily average number of detainees, Republic of Mauritius, 2008 - 2011	72
Table 3.2	- Prison occupancy level, Republic of Mauritius, 2011	72
Table 3.3	- Convicts admission rate by age-group, Republic of Mauritius, 2008 - 2011	73
Table 3.4	- Convicts admitted to prisons according to United Nations classification of offences, Republic of Mauritius, 2008 - 2011	74
Table 3.5	- Convicts admitted for drug offences by type of drugs, Republic of Mauritius, 2009 - 2011	76
Table 3.6	- Adults convicts admitted by number of previous imprisonment, Republic of Mauritius, 2008 - 2011	77
Table 3.7	- Convicts admitted to prisons by length of sentence, Republic of Mauritius, 2008 - 2011	77
Table 3.8	- Fine defaulters admitted to prisons by amount of fine due, Republic of Mauritius, 2008 - 2011	78
Table 3.9	- Fine defaulters admitted to prisons by offences, Republic of Mauritius, 2010 & 2011	78
Table 3.10	- Juvenile detainees in Correctional Youth Centre, Republic of Mauritius, 2008 - 2011	79
Table 3.11	- Juvenile convicts admitted to Correctional Youth Centre by type of offences, Republic of Mauritius, 2008 - 2011	79
Table 3.12	- Juvenile detainees admitted to Rehabilitation Youth Centre, Republic of Mauritius, 2008 - 2011	80
Table 3.13	- Juvenile convicts admitted to Rehabilitation Youth Centre by type of cases, Republic of Mauritius, 2008 - 2011	80
Table 3.14	- Staff of the Mauritius Prisons Services, Island of Mauritius, 2010 & 2011	81
Table 3.15	- Staff of the Rehabilitation Youth Centre, Island of Mauritius, 2011	81
Table 3.16	- Total expenditure of the prisons, Island of Mauritius, '2007/2008' - '2011'	82

#### **SECTION 4 - PROBATION STATISTICS**

Table 4.1	- Offenders sentenced with probation orders, Republic of Mauritius, 2008 - 2011	83
Table 4.2	- Offenders sentenced with probation orders according to United Nations classification of offences, Republic of Mauritius, 2008 - 2011	84
Table 4.3	- Offenders subjected to community service work, Republic of Mauritius, 2008 - 2011	85
Table 4.4	- Staff of the Probation and After-care Service, Republic of Mauritius, 2010 & 2011	85
Table 4.5	- Total expenditure of the Probation and After-care Service, Republic of Mauritius, '2007/2008' - '2011'	85

#### **ANNEX**

Annex I	- Summary of criminal offences disposed, Republic of Mauritius, 2011
Annex II	- The National Criminal Chart, Republic of Mauritius
Annex III	- Glossary of terms



## **CRIME, JUSTICE AND SECURITY STATISTICS, 2011**

### **Introduction**

This issue of the “Digest of Crime, Justice and Security statistics, 2011” covers statistics from the Mauritius Police Force (MPF), the Judiciary Department, the Mauritius Prison Services (MPS), and the Probation and After-care Service for 2011.

All data in this issue relate to the Republic of Mauritius, unless otherwise stated.

To assist in interpreting the figures, a reference chart of the flow through the criminal justice system is included at Annex II and a glossary of terms at Annex III.

This indicator is released on a yearly basis according to an advance calendar posted on the website of Statistics Mauritius (Stats M) (<http://statsmauritius.gov.mu>). The next issue is scheduled for September 2013.

### **Statistical notes**

The following points should be recalled when drawing any conclusions from the figures in this publication:

- (a) When comparing figures it should be realised that police and judiciary figures are based on offences but prison and probation figures are based on offenders; many offenders are sentenced for more than one offence; or two offenders may be convicted of the same offence.
- (b) Offences can sometimes be reclassified, usually as less serious, as they proceed from police investigation through prosecution to final court sentence. This is usually due to evidence not being as robust as at first thought or more evidence coming to light following the initial report.
- (c) The trends in offences like drug offences and road traffic offences should be interpreted with caution since it may be affected by the activities and priorities of the police.
- (d) Police statistics are often better indicators of prevalence of law and willingness to report offences than actual prevalence.
- (e) Therefore, surveys on the experience of victimization from the public together with the data from the reported cases can give a more comprehensive picture on the actual number of victims.

## An overview

### 1. Police statistics

#### 1.1 Reported cases

Cases reported at the police are:

- either offences punishable by law such as crimes (most serious offences), misdemeanours (less serious offences) and contraventions (least serious offences),
- or relate to other occurrences such as accidental deaths, accidental fires, suicides or attempted suicides and street accidents, which are not connected to any offence.

(a) In 2011, a total of 320,100 cases (314,700 in the Island of Mauritius and 5,400 in Rodrigues) were notified at the police department compared to 289,150 (283,700 in the Island of Mauritius and 5,450 in Rodrigues) in 2010 (Table 1.1).

(b) Out of the 320,100 cases notified:

- 253,400 (249,300 in the Island of Mauritius and 4,100 in Rodrigues) were connected to an offence,
- The remaining 66,700 cases were not related to any offence.

**Table 1 - Reported cases, Republic of Mauritius, 2010 - 2011**

Number		
Cases	2010	2011
Offences	221,018	253,439
Other occurrences	68,126	66,683
<b>Total</b>	<b>289,144</b>	<b>320,122</b>

- These “non offence” cases consisted of 91 suicide and 475 attempted suicide cases.

**Table 2 - Reported suicides, committed and attempted, Republic of Mauritius, 2010 - 2011**

Number	2010		2011	
	Suicide	Attempted suicide	Suicide	Attempted suicide
Island of Mauritius	80	391	89	467
Island of Rodrigues	1	5	2	8
<b>Republic of Mauritius</b>	<b>81</b>	<b>396</b>	<b>91</b>	<b>475</b>

## 1.2 Reported offences according to police classification

### *Overall offences*

(a) In 2011, out of the 253,400 offences:

- 44,800 (18%) (43,700 in the Island of Mauritius and 1,100 in Rodrigues) were linked to crimes (2%) and misdemeanours (16%),
- 208,600 (82%) (205,700 in the Island of Mauritius and 2,900 in Rodrigues) were contraventions and consisted mainly of road traffic offences.

**Table 3 - Offences reported by type, Republic of Mauritius, 2010 - 2011**

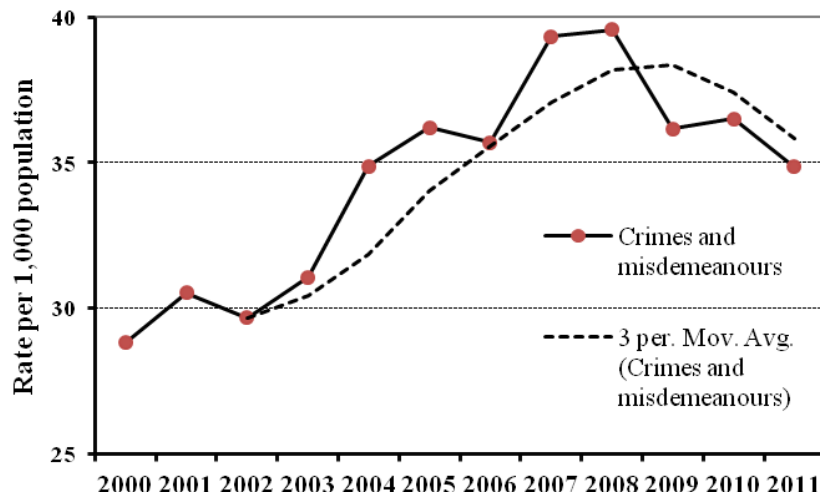
Offences	Number		Rate per 1,000 population	
	2010	2011	2010	2011
Crimes <sup>1</sup>	5,260	4,791	4	4
Misdemeanours <sup>1</sup>	41,483	40,027	32	31
<b>Total offences (excl. contraventions)</b>	<b>46,743</b>	<b>44,818</b>	<b>36</b>	<b>35</b>
Contraventions	174,275	208,621	136	162
<i>of which road traffic contraventions</i>	<i>163,475</i>	<i>195,960</i>	<i>128</i>	<i>152</i>

<sup>1</sup> Crime and misdemeanour include drug offences

### *Crimes and misdemeanours goes down*

(b) Between 2010 and 2011, the general level of crime as measured by total offences excluding contraventions, decreased by 4% mainly due to considerable drops in theft. Compared to 2000, the general level of crime was on a rising trend to reach a peak in 2008 when the offence rate (excluding contraventions) was 40 per 1,000 population. It then declined gradually to 35 per 1,000 population in 2011.

**Figure 1.1 - Total offence rate, (crimes and misdemeanours) - Republic of Mauritius, 2000 - 2011**



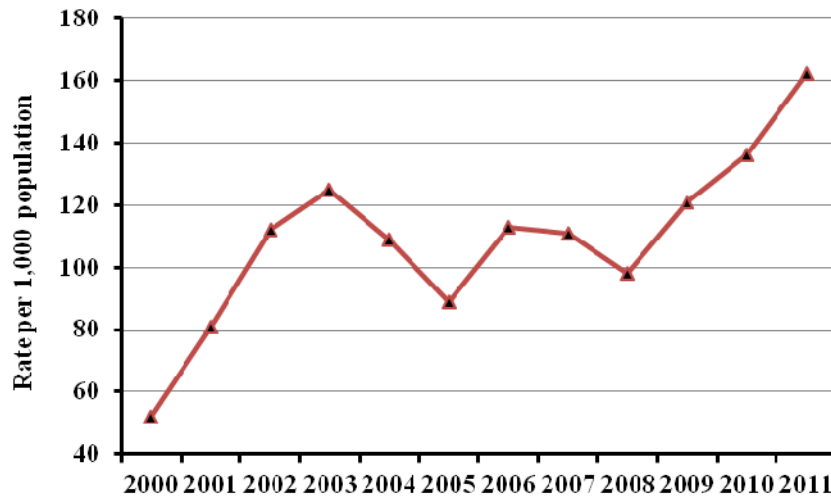
(c) Crimes (most serious offences) are categorized as crimes against persons; property; morality; and fraud and dishonesty (Table 1.4). In 2011:

- Crime against property comprising 51% of all crimes decreased by 20% from 3,040 in 2010 to 2,430.
- Crime against persons, against morality, fraud and dishonesty, and drug related offences increased.

***Contraventions are on the rise***

(d) Between 2010 and 2011, contraventions mainly related to road traffic offences rose by 18%. As from 2008, the contravention rate was continuously on the rise from 98 to 162 per 1,000 population. The number of road traffic contraventions depends mostly on police activities.

**Figure 1.2 - Contravention rate  
Republic of Mauritius, 2000 - 2011**



### 1.3 Reported offences according to United Nations Classification

Table 1.5 shows reported offences in the Republic of Mauritius, categorized according to the classification of offences of the UN Manual for the Development of a System of Criminal Justice Statistics (2003). The offence classification has been modified to adapt to local criminal laws: offences against the person (homicides and assaults); against morality (sexual offences); against property (theft, fraud, damages to property); drug offences; road traffic offences; and other offences.

**Table 4 - Reported offences according to UN classification of offences, Republic of Mauritius, 2010 - 2011**

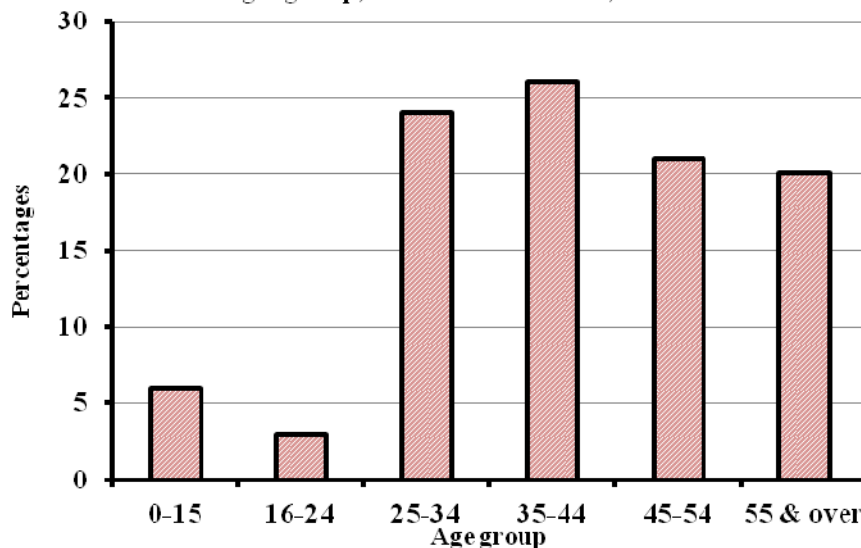
Offences	Number		Rate per 100,000 population	
	2010	2011	2010	2011
Homicides	89	108	7	8
Assault	14,282	14,149	1,115	1,100
Sexual offences	432	466	34	36
Property offences	18,440	16,168	1,440	1,257
Drug offences	3,943	3,721	308	289
Road traffic offences	163,475	195,960	12,762	15,237
Other offences	20,357	22,867	1,572	1,759

### 1.3.1 Homicide offences

(a) In 2011:

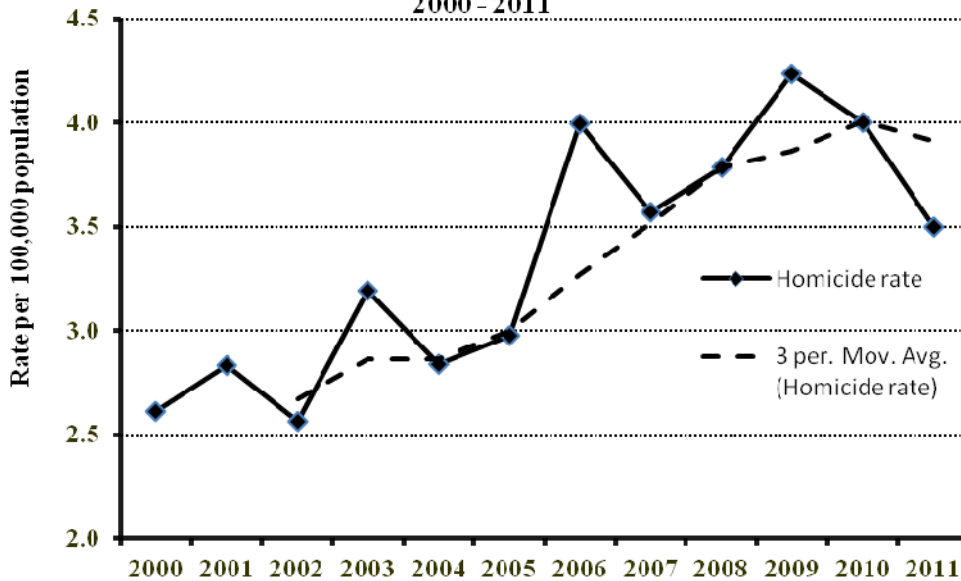
- 108 homicide offences were reported, of which 45 were intentional homicides committed; 15 were attempted intentional homicides; and 48 were non-intentional homicides, such as fatal road accidents (Table 1.5);
- 34 victims of intentional homicides were registered (Table 1.6 & 1.7) ;
- more than three quarter of the victims were males;
- Half of them were aged between 25 and 44 years;
- 11 victims were related to their offenders;
- 12 were killed in private households, of which 8 were related to their offenders and;
- 13 were killed in public places (e.g. public road, commercial area, etc) and the rest in other places (e.g. abandoned land or building, etc).

**Figure 1.3- Victims of intentional homicide committed by age- group, Island of Mauritius, 2011**



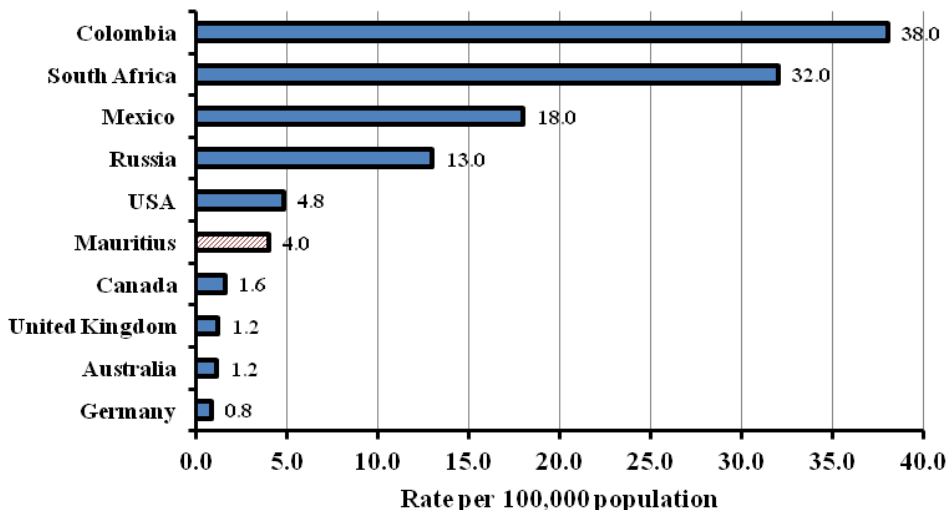
(b) Between 2008 and 2011, intentional homicides committed decreased from 51 to 45 and the rate per 100,000 population went down from 4.0 to 3.5 in 2011. However when compared to 2000 (rate of 2.6), intentional homicides committed is on the rise.

**Figure 1.4 - Intentional homicide rate, Republic of Mauritius, 2000 - 2011**



(c) Intentional homicide rate is an important indicator of the level of social stability. Latest available statistics from United Nations Office on Drugs and Crime (UNODC) indicates that Mauritius had an intentional homicide rate of 4; Columbia 38; South Africa 32; and Russian Federation 13. On the other hand, Germany had an intentional homicide rate of 0.8; Australia 1.2; and United Kingdom 1.2.

**Figure 1.5 - Intentional homicide rates for selected countries, 2010**

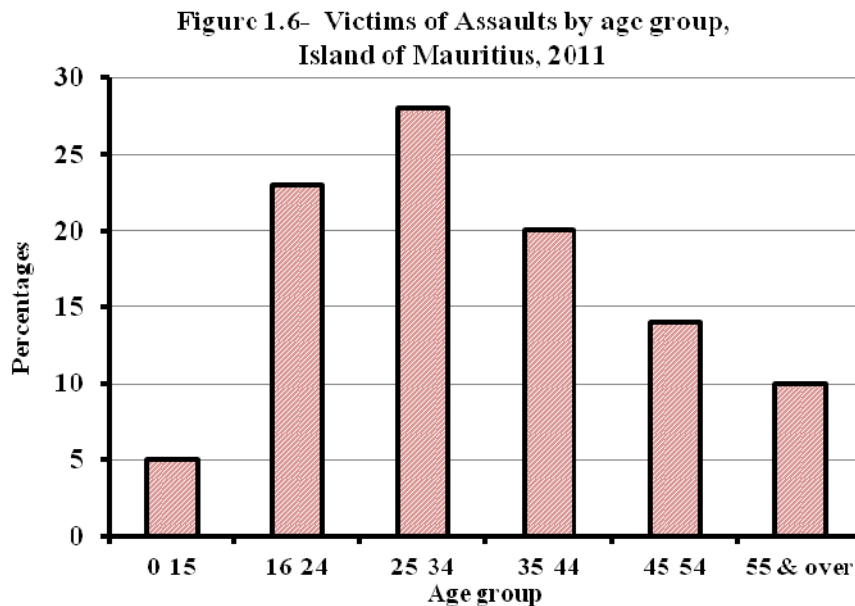


(Source: United Nations Office on Drugs and Crime)

### 1.3.2 Assaults

(a) In 2011:

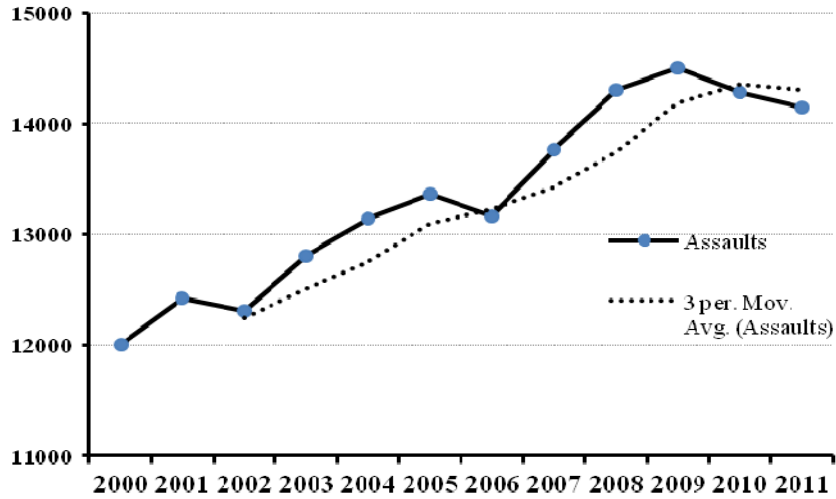
- about 14,000 assaults were reported; of which 98% were simple assaults; and 2% were serious assaults (Table 1.5);
- 13,800 victims of assault were registered (Table 1.6 & 1.7);
- 56% of the victims were males;
- 71% of them were aged between 16 to 44 years;
- 46% were related to their offenders;
- 48% were assaulted in private households; 36% in public places (e.g. road, beaches, commercial area, hotel, bungalow, etc) and;
- 190 victims were assaulted in educational institutions.



(b) The number of reported assaults declined slightly from 2010 to 2011. However, compared to 2000, an increasing trend is observed up to 2009, decreasing slightly thereafter.



**Figure 1.7 - Total Assaults,  
Republic of Mauritius, 2000 - 2011**

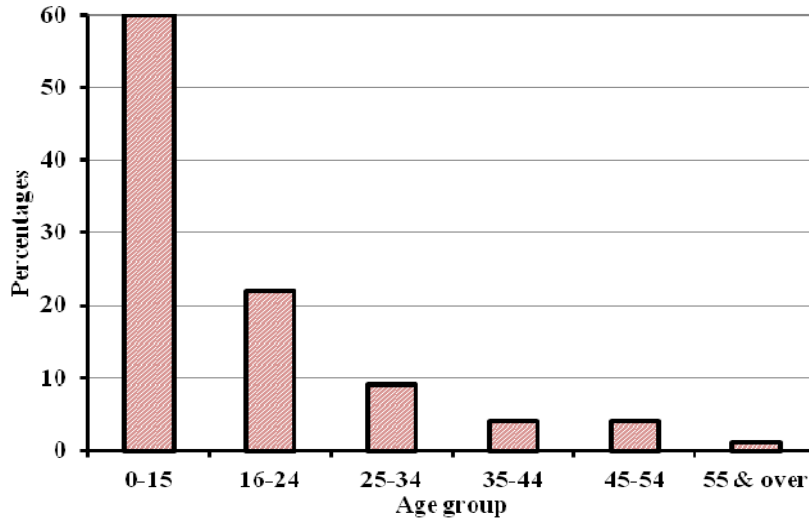


### 1.3.3 Sexual offences

(a) In 2011:

- 466 sexual offences were reported; of which 58 rapes and 55 sodomy offences (Table 1.5) ;
- the female victimisation rate for sexual offences was 60 per 100,000 female population (Table 1.6 & 1.7);
- 408 victims of sexual offences were registered;
- 86% victims were females;
- 59% were aged below 16 years;
- 55% were students;
- 59% occurred in private households; and
- 74% of the victims had no family relationship with their offenders.

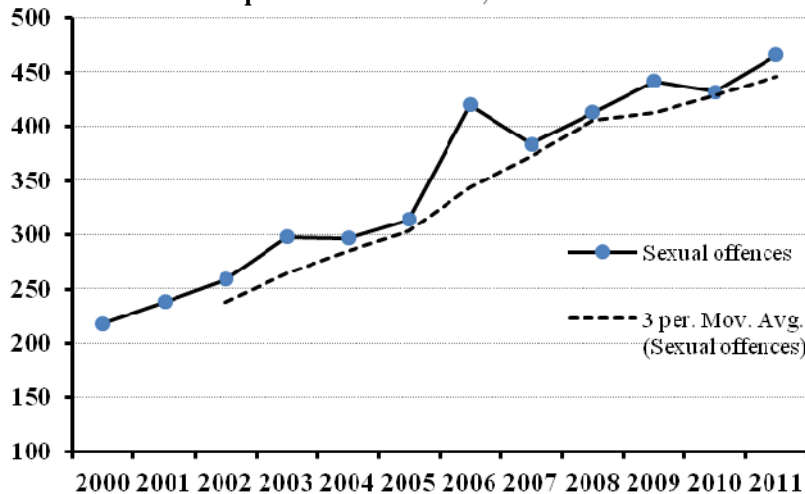
**Figure 1.8- Victims of sexual offences by age group, Island of Mauritius, 2011**



*Low but persistent rise in reported sexual offences*

(b) Between 2010 and 2011, there was an increase of 8% in the number of sexual offences. In fact, sexual offences are on a rising trend since 2000. This rising trend may be due to increased incidence of sexual offences and also to victims being more willing to report these offences.

**Figure 1.9 - Total sexual offences, Republic of Mauritius, 2000 - 2011**



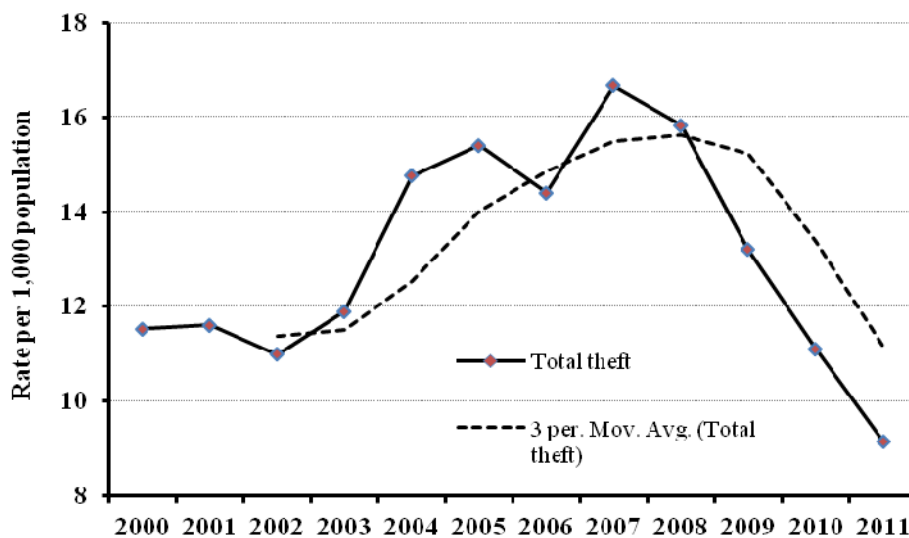
**1.3.4 Property offences**

(a) In 2011, 16,170 property offences were reported, of which 73% were thefts, 15% were damages to property, 6% were fraud & dishonesty and 4% were embezzlement (Table 1.5).

### *Theft goes down since 2008*

- (b) Property offences decreased by 12% mainly due to a drop in theft from 14,220 in 2010 to 11,760 in 2011. The decreases in theft were as follows: automobile theft has fallen by 30%, robbery by 25%, burglary by 21% and other theft by 15%.
- (c) A longer time series indicate that thefts have been rising since 2002 to reach a maximum (rate of 17 per 1,000 population) in 2007. Thereafter, there has been a drastic fall of 41% in the theft rate and reached 9 per 1,000 population in 2011.

**Figure 1.10 Total theft rate, Republic of Mauritius, 2000 - 2011**



- (d) According to the MPF, the drop can be attributed to:
- the introduction of the Close Circuit Television (CCTV);
  - the implementation of new policing and proactive strategies;
  - the setting up of neighbour watch in certain regions of the Island of Mauritius; and
  - the methadone distribution programme (drug substitute for treatment) amongst drug users whereby those under treatment are less likely to commit theft.
- (e) On the other hand, according to the 2010 survey on victimisation, around 50% of the household burglaries, attempted burglaries, and personal theft (e.g theft of purse, mobile phones, etc) are not reported to the police (See Digest on Crime, Justice and Security, 2010).

### *Fraud & dishonesty*

- (f) In 2011, some 1,000 offences under fraud and dishonesty were reported, of which 38% were issuing cheque without provision, 31% were swindling and 21% were forgery (Table 1.5).
- (g) Reported cases of bribery are rather low since 2008.

### 1.3.5 Drug offences

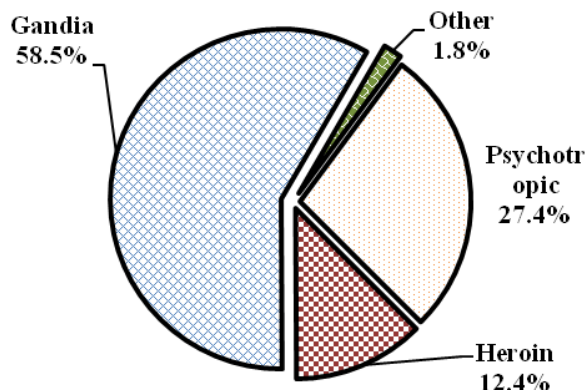
The trend in drug related offences also depends on the activities of the police.

#### *All drugs*

(a) In 2011:

- 3,720 drug offences were reported, of which 60% were gandia related offences, 27% psychotropic offences and 12% heroin related offences (Table 1.8);

**Figure 1.11 - Drug offences by type, Republic of Mauritius, 2011**



- the estimated market value of all drugs seized was Rs 158 Million;
- 103 Kilograms of gandia plants & seed were seized compared to 56 Kilograms in 2010 (Table 1.9).

**Table 5 - Quantity of drugs seized by type of drugs, Republic of Mauritius, 2010 - 2011**

Type of drugs	Units	Quantity	
		2010	2011
Heroin	Kgs	3.7	3.6
Gandia (including plants & seeds)	Kgs	56.0	102.9
Psychotropic	Pills/Tablets	40,641	35,794
Other drugs	Kgs	0.107	-

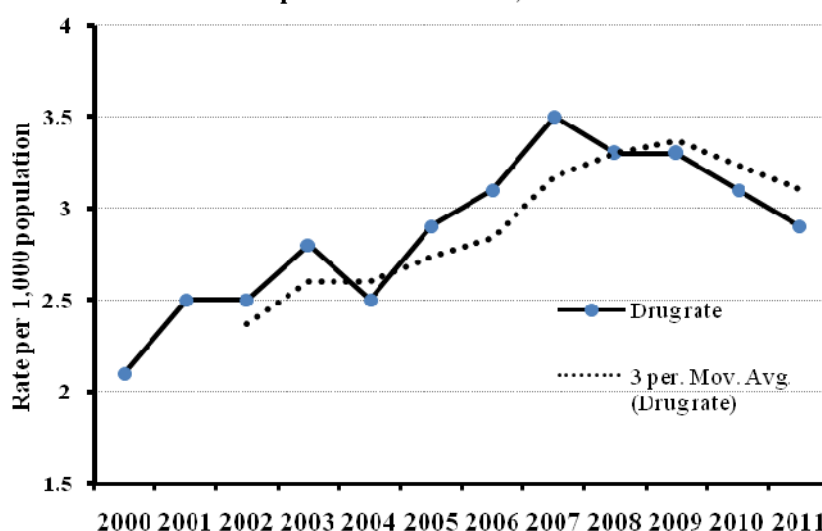
(b) Compared to 2010, the overall number of drug offences reported declined by 6% in 2011.

**Table 6 - Drug offences reported by type of drugs, Republic of Mauritius, 2010 & 2011**

Type of drugs	2010	2011
Heroin	369	462
Gandia	2,030	2,175
Psychotropic	1,516	1,018
Other drugs	28	66
<b>Total</b>	<b>3,943</b>	<b>3,721</b>

(c) However, when compared to 2000, the drug offence rate per 1,000 population increased from 2.1 to reach a peak of 3.5 in 2007 followed by a continuous drop to 2.9 in 2011.

**Figure 1.12 - Drug offence rate, Republic of Mauritius, 2000 - 2011**



(d) According to the Anti-Drug and Smuggling Unit of the police (ADSU) which detects and prevents drug related offences, the reduction is mainly due to:

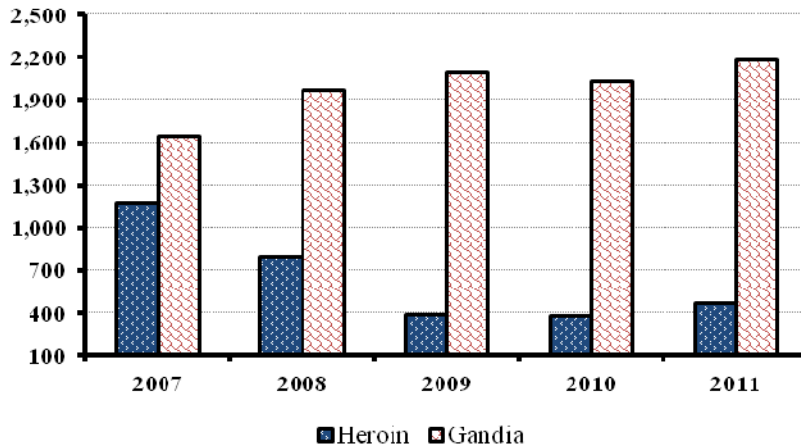
- Extensive surveillance at every entry point of Mauritius and a methodical system for controlling passengers and freight;
- Supply reduction strategies e.g. installation of CCTV in certain areas and more reinforcement of ADSU Officers' around 'hotspot' throughout the island of Mauritius and Rodrigues ;
- Demand reduction strategies e.g. lectures and awareness campaigns with the collaboration of various non governmental organisations; and
- Methadone distribution programme among opiate users.

#### ***Drug users shift to less expensive drugs***

(e) The price for gandia is relatively low compared to other drugs as it is the only drugs

cultivated in Mauritius. Since 2007, the number of drug offences by type of drugs and the quantity of drug seized indicated a shift of drug users from expensive drugs like heroin towards less expensive drugs like gandia.

**Figure 1.13 - Heroin and Gandia related offences, Republic of Mauritius, 2007 - 2011**



### ***Importation of drugs***

- (f) 14 offences of importation of drugs were detected in 2011 compared to 19 in 2010. There were no cases of importation of gandia in 2011 compared to 5 in 2010; while the cases for psychotropic doubled (from 4 to 8).

### ***Dealing of drugs***

- (g) About 190 cases of drug dealing were detected in 2011 compared to 323 in 2010.
- (h) This follows a drop in gandia dealing cases (40 in 2011 against 200 in 2010) due to a possible lack of this drug on the market; the ADSU uprooted about 60,000 plants of gandia in 2011 and 43,000 in 2010.
- (i) Nevertheless, dealing of heroin and psychotropic drugs increased relatively.

### ***Possession/consumption of drugs***

- (j) Some 1,230 offences related to gandia possession/consumption were detected in 2011; 730 related to psychotropic drugs; and 370 related to heroin.
- (k) From 2010 to 2011, consumption of heroin (25%) and gandia (22%) were on the increase.
- (l) Although, offences linked to possession and consumption of psychotropic drugs decreased from the 1,150 cases in 2010, illegal consumption of methadone was emerging from 8 offences in 2010 to 36 in 2011.

**Table 7 - Drug offences reported by type of offences, Republic of Mauritius, 2010 - 2011**

Number		
Offences	2010	2011
Importation	19	14
Cultivation	746	893
Dealing	323	191
Possession	1,981	1,949
Consumption	477	423
Other	397	251
<b>Total</b>	<b>3,943</b>	<b>3,721</b>

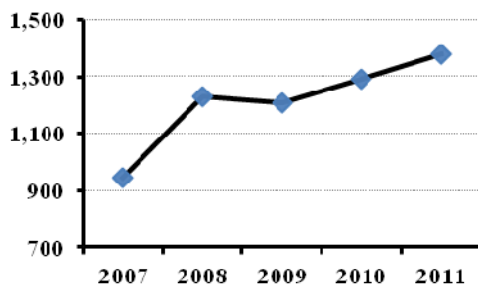
### 1.3.6 Road traffic offences

- (a) In 2011, some 196,000 road traffic contraventions were established by the police, 35% of which were speeding offences detected by speed cameras in the Island of Mauritius (Table 1.12).
- (b) Compared to 2010, an increase of 20% was registered in the number of road traffic contraventions; largely due to an increase of 16% in contraventions for speeding. In fact, since the introduction of speed cameras in the Island of Mauritius in December 2008, contraventions related to speeding offences rose dramatically, almost fourfold from 17,700 in 2008 to 67,600 in 2011.

#### *Rising trend in the number of contraventions for driving under influence of liquor*

- (c) As a result of an increase in enforcement measures against driving under the influence of liquor, police has detected 7% more of these offences in 2011(1,380) than in 2010 (1,290).

**Figure 1.14- Driving under influence of liquor, Republic of Mauritius, 2007 - 2011**



- (d) Conversely, the number of detections for driving without due care decreased by 17 % from

1,930 to 1,610.

- (e) Contraventions for failing to wear seat belts rose from 8,830 to 11,400; for improperly secured protective helmets increased from 1,200 to 1,800; and for making use of cellular phone whilst driving went up from 4,360 to 6,690.
- (f) Some 22,000 offences of failing to produce driving licence were established in 2011 compared to 20,000 in 2010.

#### **1.4 Investigation and prosecution**

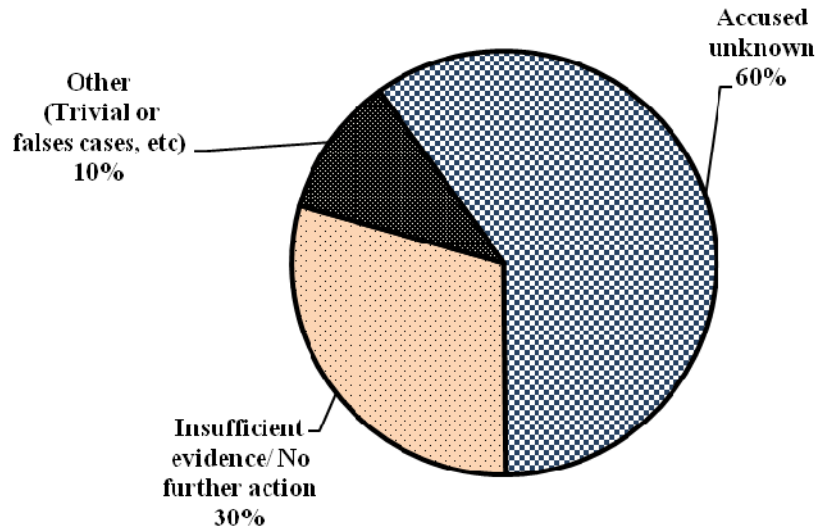
In the course of criminal investigations, suspected persons are brought into formal contact, arrested and cautioned. After investigation, while some offences are taken to court for prosecution, others are not. This is either because some offences are too trivial or false, or the offenders cannot be identified, or there is insufficient evidence to proceed further, or the allegations are withdrawn by the complainants.

In 2011:

- 250,000 offences (202,000 reported and 48,000 brought forward from previous years) were treated by the police, of which 186,000 (74%) were contraventions settled either through fixed penalty notices or in court. Figures on all contraventions has been removed from table 1.16 and 1.17, therefore the figures are not comparable with previously published ones;
- 64,000 of the offences were crimes and misdemeanours, of which 36,000 were investigated during the year and 28,000 were still pending investigation as at end 2011;
- Out of the 36,000 crimes and misdemeanours investigated, 19,000 (52%) were taken to court for prosecution, and the remaining 17,000 offences were not taken to court because:
  - i. Either the police had not been able to identify the accused (60%); or
  - ii. There was insufficient evidence (30%); or
  - iii. They revealed to be civil or trivial/false cases not meant for prosecution by the police (9.6%); or
  - iv. The accused ran away or deceased (0.4%).



**Figure 1.15 - Offences (excluding contraventions) not taken to court after investigation by reason, Republic of Mauritius, 2011**



#### 1.4.1 Persons suspected, arrested and cautioned

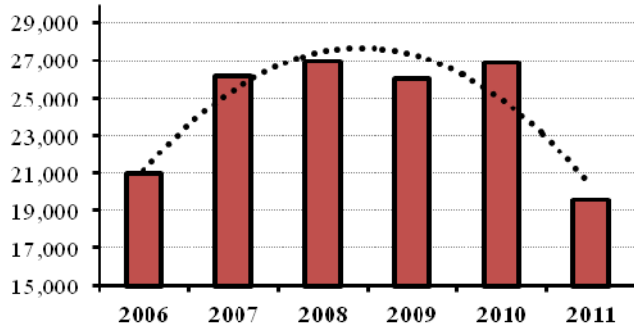
(a) In 2011, of all persons police arrested in the course of criminal investigations: 17% for crimes (very serious offences) such as murder, rape or larceny with violence; 73% for misdemeanours (less serious offences) such as simple assault and larceny; and 10% for drug related offences (Table 1.18).

**Table 8 - Persons suspected, arrested and cautioned (excluding contraveners) according to UN classifications of offences, Republic of Mauritius, 2010 & 2011**

Offences	2010	2011
Homicides	195	170
Assault	9,044	5,982
Sexual offences	403	345
Property offences	10,898	6,356
Drug offences	2,161	2,023
Other offences	4,209	4,691
<b>Total</b>	<b>26,910</b>	<b>19,567</b>

(b) The number of persons arrested in 2011 is 27% lower than in 2010 (26,900) and the lowest since 2006. The decreases involved mainly property offences (42%), assaults (34%) and drug offences (7%).

**Figure 1.16 - Persons arrested and cautioned, Republic of Mauritius, 2006 - 2011**

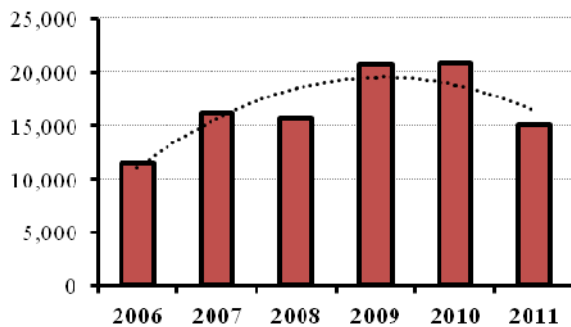


#### 1.4.2 Persons referred for prosecution

Upon successful completion of investigation and with sufficient evidence, the Police Prosecutors refer cases for prosecution with the approval of the Director of Public Prosecution.

- (a) In 2011, 15,100 persons were referred for prosecution; of whom 32% for assaults; 24% for thefts; 12% for drug offences; and 2% for sexual offences (Table 1.19).
- (b) The number of persons referred for prosecution decreased by 27% from 20,800 in 2010 to 15,100 in 2011. In fact, this number has been increasing from 2006 to the period 2009-2010; but dropped in 2011.

**Figure 1.17 - Persons prosecuted, Republic of Mauritius, 2006 - 2011**



## 1.5 Police station and police force

(a) The total number of police stations and posts remained at 112 in 2011.

*Ratio of Police to Population was 8.3 to 1,000.*

(b) The police force for 2011 comprised 10,706 Officers (9,997 males and 709 females) compared to 11,038 Officers (10,305 males and 733 females) in 2010. The figures also include staff of the Special Mobile Force, National Coast Guard, National Security Service and Police band (Table 1.20). This result in a police force of 8.3 per 1,000 population for 2011 compared to 8.6 in 2010.

(c) Some 75% of the police force in 2011 were police constables while about 10% were police sergeants and 9% were police corporals (Table 1.21).

## 1.6 Expenditure of the police department

The total (recurrent and capital) actual expenditure of the police department was Rs 5,308 Million for the fiscal year 2011 compared to Rs 4,575 Million for 2010. The share of the expenditure of the police for the Republic of Mauritius expressed as a percentage of the total government expenditure was 6% in both 2010 and in 2011 (Table 1.22).

## 2. Judiciary statistics

### 2.1 Criminal cases

The Supreme Court, the Intermediate Court and the District Courts try both civil and criminal cases. Cases are lodged in the different courts according to their seriousness and region of occurrence. They may also be referred to the Supreme Court, which is the highest judicial authority in the Republic of Mauritius, if the parties involved are not satisfied with the verdict of the lower courts. The Industrial Court tries matters relating to industrial disputes.

(a) Between 2010 and 2011, criminal cases lodged declined by 4% and cases disposed by 2% (Table 2.1). Actually, since 2006, there has been a gradual fall in the number of cases lodged and disposed in courts. This is mainly due to fewer road traffic contraventions being lodged in the District Courts of the Island of Mauritius following the introduction of fixed penalty notices whereby the contravened does not have to appear in court and can pay the fine directly at the cash offices of the Judiciary.

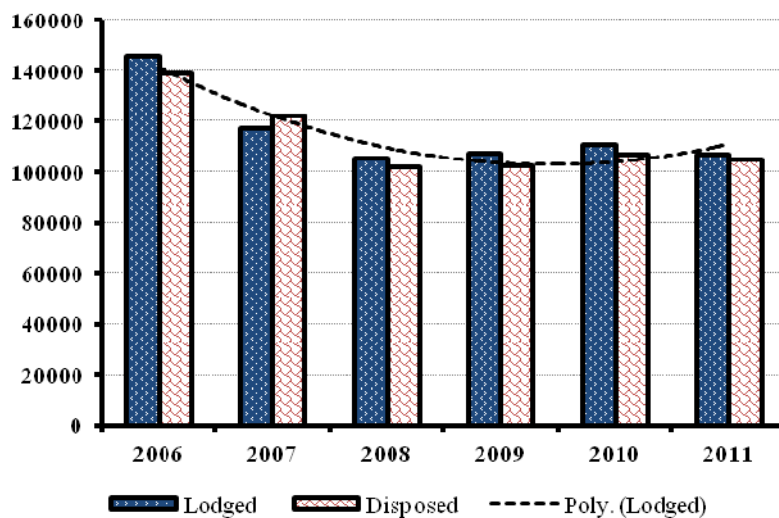
**Table 9 - Criminal cases in court, Republic of Mauritius, 2010 & 2011**

Number		
Cases	2010	2011
Pending as at 1st January	28,342	24,771
Lodged	110,533	106,601
Disposed	106,670	104,922
<b>Outstanding as at 31st December</b>	<b>24,771</b>	<b>24,699</b>

***Outstanding cases at courts still high even though lodged cases is falling***

- (b) Criminal cases lodged decreased by 39,000 from 145,500 in 2006 to 106,600 in 2011. Consequently, outstanding cases decreased by 20,000 for the same period but were still as high as 24,700 at the end of 2011.

**Figure 2.1 - Criminal cases lodged and disposed at courts, Republic of Mauritius, 2006 - 2011**



## 2.2 Convictions

### *All offences*

- (a) Some 117,700 offences were disposed in 2011, the majority (99%) of which involved adults. In 83% (97,780) of all offences, the prosecuted persons were proven guilty and in 17% of the offences the persons were acquitted or non- adjudicated.
- (b) Three quarter of the convictions was due to road traffic offences; 4% assaults; 6% property offences; and 3% drug offences (Table 2.2).

**Table 10 - Convictions pronounced at the Judiciary according to UN classification of offences, Republic of Mauritius, 2010 & 2011**

Number		
Offences	2010	2011
Homicides	61	79
Assault	4,495	3,755
Sexual offences	91	155
Property offences	5,481	6,032
Drug offences	2,803	2,656
Road traffic offences <sup>1</sup>	80,053	73,073
Other offences	12,101	12,028
<b>Total</b>	<b>105,085</b>	<b>97,778</b>

<sup>1</sup>Figures exclude road traffic offences paid thru' fixed penalty notices

### *Homicide offences*

(c) In 2011, 79 convictions for homicide offences were registered, with 9% of the accused proven guilty of intentional homicides and 91% of non-intentional homicides.

### *Assaults*

(d) Around 3,750 convictions for assault were pronounced in 2011; of which half were simple assaults.

### *Sexual offences*

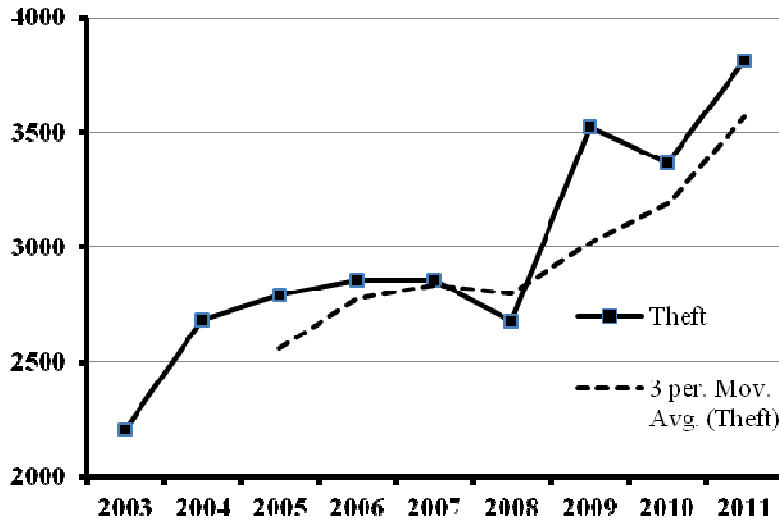
(e) Among the 155 sexual offences in 2011; 4 were due to rape and 18 to sodomy offences.

### *Property offences*

(f) Offenders involved in some 6,000 property offences were convicted in 2011. Around 63% of them were proven guilty of theft; and the rest had committed either fraud & dishonesty, embezzlement, damage to property, possession of stolen property and arson.

(g) Convictions for theft have been continuously rising from 2,200 in 2003 to 3,810 in 2011. This is in contrast with the number of thefts reported to the police which show a declining trend since 2008.

**Figure 2.2 - Convictions for theft,  
Republic of Mauritius, 2003 - 2011**



### *Drug offences*

- (h) Although a drop was noted in the number convictions pronounced for the total drug offences for the period 2010 to 2011, convictions for possession of gandia and heroin rose. However, from 2008 to 2010, convictions pronounced for possession of heroin had been on the decrease (Table 2.3).

**Table 11 - Convictions pronounced for drug offences by type of drugs, Republic of Mauritius, 2010 & 2011**

Number		
Type of drugs	2010	2011
Heroin	198	347
Gandia	415	502
Other drugs	2,190	1,807
<b>Total</b>	<b>2,803</b>	<b>2,656</b>

### **2.3 Sentence imposed**

Various types of sentences are imposed according to the Mauritian criminal law, depending on the seriousness of the offence and the previous criminal history of the offender.

- (a) In the majority (96.5 %) of the 97,780 offences for which sentences have been imposed in 2011, the accused persons were either sentenced to pay fines, committed to community service works, were issued with probation orders, or discharged. In 3.5% (3,460) of the offences were the accused sentenced with custodial orders (Table 2.5).

- (b) The number of fines imposed dropped by 8% in 2011 compared to 2010. This may be explained by the fact that fines are being paid directly to cash offices through fixed penalty notices rather than a decrease in total fines paid.
- (c) On the other hand, the number of offences for which imprisonment were imposed rose by 3%. In fact, since 2008 offences for which imprisonment was pronounced has been increasing gradually from 2,400 to 3,400 in 2011.

**Table 12 – Convictions pronounced by outcome of judgement,  
Republic of Mauritius, .....**  
**2010 & 2011**

Number		
Outcome of judgement	2010	2011
Imprisonment	3,314	3,407
Detention at RYC & CYC <sup>1</sup>	25	54
Fine	99,693	92,089
Other <sup>2</sup>	2,053	2,228
<b>Total</b>	<b>105,085</b>	<b>97,778</b>

<sup>1</sup>Rehabilitation and Correctional Youth Centres

<sup>2</sup>Includes probation orders, community service orders, conditional and absolute discharges

## 2.4 Court rooms and staff

- (a) The number of court rooms was 50 both in 2010 and 2011 (Table 2.6).
- (b) The staff of the Judiciary, excluding administrative and supporting staff, increased from 355 (215 males and 140 females) in 2010 to 362 (218 males and 144 females) in 2011. Among them, there were 69 Judges/Senior Magistrates/Magistrates including one Chief Justice and one Senior Puisne Judge in 2011 (Table 2.7).

## 2.5 Expenditure of the Judiciary

The actual (recurrent and capital) expenditure of the Judiciary was Rs 411 Million for the fiscal year 2011 compared to Rs 333 Million for 2010. Its share expressed as a percentage of the total government expenditure was around 0.4% in both 2010 and 2011 (Table 2.8).

### 3. Prison and detention statistics

Adult detainees are sent to the Mauritius Prisons Services (MPS), while juvenile detainees are either sent to the Correctional Youth Centre of the MPS or to the Rehabilitation Youth Centres or to Probation homes/ hostels according to the gravity of the offences committed.

**Table 13 - Summary of main prisons statistics, Republic of Mauritius, 2010 & 2011**

Number	2010	2011
	Daily average number of detainees	2,400
Imprisonment rate per 100,000 population	186	203
Average occupancy level (%)	113	117
Convicts admission rate per 100,000 population	366	341

#### 3.1 Imprisonment

Statistics on imprisonment is an indicator of the performance of the criminal justice system of a country. A high imprisonment rate may indicate either high offending rate and/or severe sentencing practice. Reducing imprisonment by imposing alternative sentences can improve prisons condition and treatment of offenders thus decreasing reoffending rate, cost to Government and ensuring better prisons management.

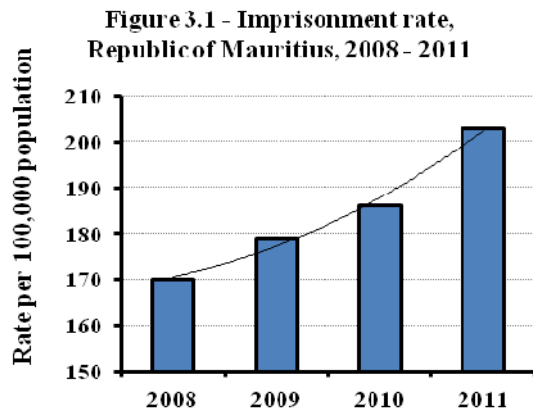
(a) Out of every 100 detainees in prison:

- 64 were convicts and 36 were on remand and awaiting trial (Table 3.1);
- 93 were male adults, 6 were female adults and the rest were male juveniles

#### *Rising trend in imprisonment rate*

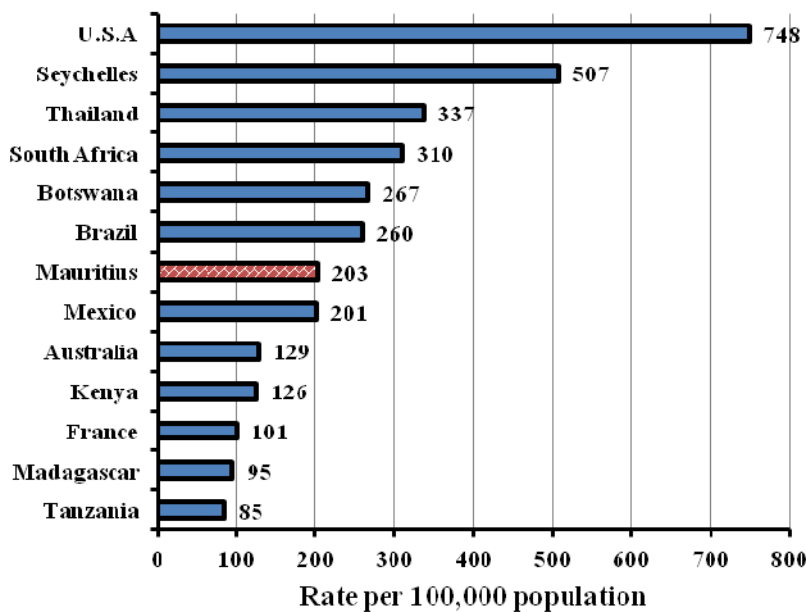
(b) The imprisonment rate for 2011 was 203 per 100,000 population up from 186 in 2010. The imprisonment rate is continuously rising since 2008 from 170 per 100,000 population.





- (c) Countries in the region with higher imprisonment rates than Mauritius include Seychelles, Botswana and Thailand; and countries with lower imprisonment rates include Tanzania, Madagascar and Kenya.

**Figure 3.2 Imprisonment rates for selected countries, 2011**



(Source: World Prison Brief, International Centre for Prison Studies, Kings College, London)

### 3.2 Prison occupancy level

*Prisons overcrowded up to a maximum of 127% and 117% on a daily average*

- (a) The nine prisons of the country had a total capacity of 2,218 detainees in 2011 but were occupied by an average of 2,600 detainees daily, representing an average prison occupancy level of 117% (Table 3.2). The highest occupancy level reached was 127% and the lowest

was 104%. The high imprisonment rate resulted in a continuous overcrowding of prisons for the past years.

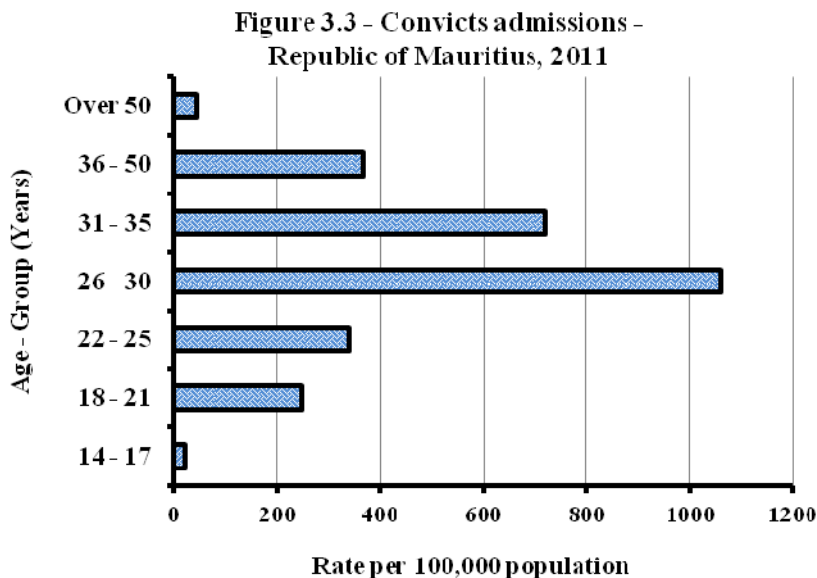
- (b) According to international occupancy rates, Mauritius had an average occupancy rate of 117%, Kenya 236%, Thailand 195%, Botswana 131% and Seychelles 81%.

### 3.3 Admission of convicts

#### 3.3.1 Overview on admissions

*A larger proportion of convicts were aged between 26 to 35 years old*

- (a) Out of every 100 convicts admitted to prison in 2011 (Table 3.3):
- i. 96 were males and 4 were females;
  - ii. 52 were in the age-group 26-35 years.
- (b) Admission rate per 100,000 population was 341 (672 for males and 23 for females) in 2011.
- (c) Admission rate varies with age; it increases from 22 for age-group 14-17 years to a peak of 1,060 for age-group 26-30 years, then declines to 43 for those over 50 years.



- (d) From 2008 to 2011:
- Admission rate for persons aged 18-25 years old have been on the decrease;
  - However, for persons in the age-group 26-35 years, the rate have been rising considerably.

### 3.3.2 Convicts admitted by type of offences

(a) Out of the 3,500 convicts admitted in 2011, 60% committed property offences, 6% assaults and 16% drug offences (Table 3.4).

**Table 14 - Convicts admitted to prison according to UN classification of offences, Republic of Mauritius, 2010 & 2011**

Number		
Offences	2010	2011
Homicides	26	21
Assault	262	224
Sexual offences	43	50
Property offences	2,415	2,067
Drug offences	653	581
Other	351	584
<b>Total</b>	<b>3,750</b>	<b>3,527</b>

#### *Drug offences*

(b) From 2010 to 2011, admission for drug offences went down for all type of drugs (Table 3.5).

**Table 15 - Convicts admitted for drugs offences by type of drugs, Republic of Mauritius, 2010 & 2011**

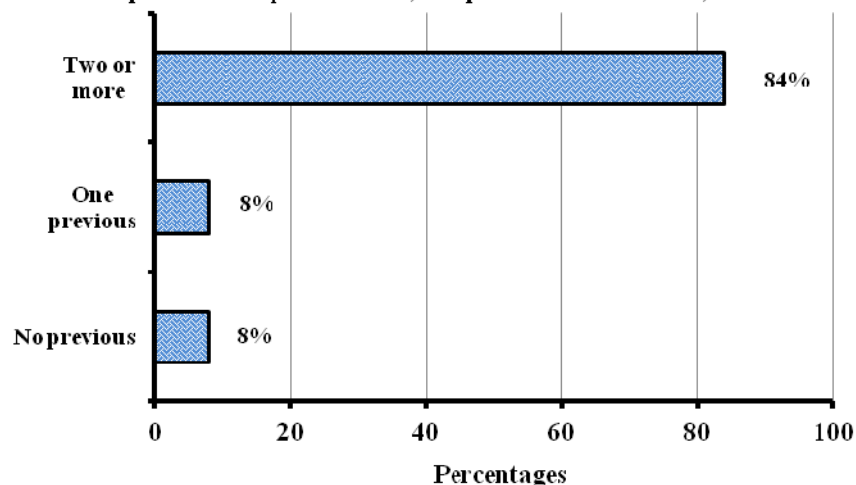
Number		
Type of drugs	2010	2011
Heroin	118	108
Gandia	122	119
Other drugs (incl. Psychotropic)	413	354
<b>Total</b>	<b>653</b>	<b>581</b>

### 3.3.3 Convicts admitted by number of previous imprisonments

(a) The majority of the adult convicts had been imprisoned in the past. Out of every 100 adult convicts admitted to prison in 2011 (Table 3.6):

- 92 had been imprisoned in the past.
- 84 had been imprisoned more than once in the past.

**Figure 3.4 - Adults convicts admitted by number of previous imprisonment, Republic of Mauritius, 2011**



***Drop in the number of convicts with first imprisonment since 2008***

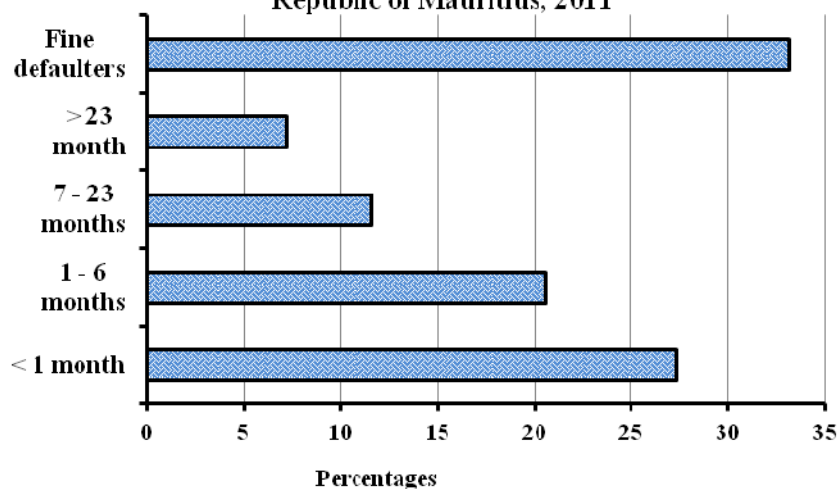
(b) Also, the number of convicts admitted with no previous imprisonment is gradually decreasing from 650 in 2008 to 275 in 2011.

**3.3.4 Convicts admitted by length of sentence**

(a) Among convicts admitted to prison in 2011 (Table 3.7):

- 34% were admitted for non-payment of fines,
- 26% served short sentences of less than one month. These convicts could have been subjected to community service work, thus resulting to less prison overcrowding.

**Figure 3.5 - Convicts admitted by length of sentence - Republic of Mauritius, 2011**



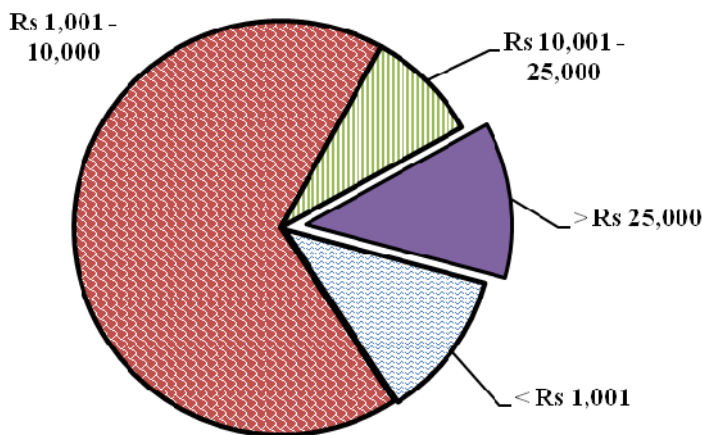
(b) Moreover, the number of convicts sentenced for less than one month imprisonment has

increased by 70% from 550 in 2008 to 930 in 2011.

### 3.3.5 Fine defaulters

- (a) 87% of those admitted in 2011 were due to non-payment of fines of Rs 25,000 or less (Table 3.8). According to the Community Service Order Act 2009, these convicts could have been subjected to community service work.

**Figure 3.6 - Fine defaulters by amount due, Republic of Mauritius, 2011**



- (b) More than 70% of them had committed minor offences, e.g simple assaults, attempt at larceny, drunkenness and disorder, etc.
- (c) The number of fine defaulters admitted to prison went down by 16% from 1,452 in 2010 to 1,18 in 2011 (Table 3.9).

### 3.4 Number of escapes from prison custody

In 2011, there was 1 case of escape from prison custody involving one adult male detainee in the Island of Mauritius compared to 35 in 2010.

### 3.5 Detention institutions and staff

#### 3.5.1 Prisons and Staff

- (a) There were 9 prisons in 2011, including one in the Island of Rodrigues. The 8 prisons in the Island of Mauritius comprised one women prison, one juvenile prison (CYC) and 6 male adult prisons (Table 3.14).
- (b) In the Island of Mauritius, the prison staff, excluding administrative and supporting staff, comprised 964 Officers (895 males and 69 females) for a daily average of 2,600 detainees (2,460 males and 140 females) in 2011.

### **3.5.2 Rehabilitation Youth Centre and staff**

- (c) There were two Rehabilitation Youth Centres in 2011, one for male and one for female.
- (d) In the Island of Mauritius, the RYC staff, excluding administrative and supporting staff, comprised 48 officers (29 males and 19 females) for a daily average of 40 detainees in 2011 (Table 3.15).

## **3.6 Expenditure**

### **3.6.1 Expenditure of the Prison Services**

- (a) The total (recurrent and capital) actual expenditure of the Prison Services in the Island of Mauritius was Rs 822 Million for the fiscal year 2011 compared to Rs 654 Million for 2010. Its share as a percentage of the total government expenditure was 0.8% in 2010 and 0.9% in 2011 (Table 3.16). Due to the construction of a new prison at Melrose, capital expenses were high in 2011.

#### ***Government spends around Rs 500 daily to maintain a detainee***

- (b) On average, an amount of Rs 500 was spent daily by the Government on each detainee in 2011. The calculations are based on the recurrent expenditure of the prisons, the social aid granted to the detainees' ward and the value of labour contribution of detainees to the prisons' workshops.

### **3.6.2 Expenditure of the RYC**

The total (recurrent and capital) actual expenditure of the RYC in the Island of Mauritius was Rs 19 Million for the fiscal year 2011.

## **4. Probation statistics**

The Probation and After-care Service offers alternative sanctions to imprisonment mainly based on rehabilitating offenders in the open community under the supervision of Probation Officers. They supervise offenders committed to probation orders, community service orders, those released on parole, and give after care services. Two semi-open residential institutions, one for male and one for female juveniles, as well as a suicide and prevention unit were also under the purview of the Probation and After-care Service.

The Probation Officers report to the Judiciary whether the sentence was successfully completed or not. Breach of the orders can lead to imprisonment.

**Table 16 - Offenders sentenced with probation orders and subjected to community service work, Republic of Mauritius, 2010 & 2011**

Number		
Non-custodial sentence	2010	2011
Probation order	483	338
Community service order	351	367

#### 4.1 Probation orders

In addition to supervision, courses are also delivered to probationers on identity building such as social behaviour, consequences of reoffending, victim awareness, and stress & anger management, etc.

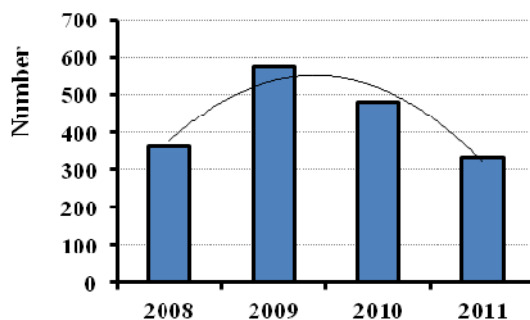
- (a) In both 2010 & 2011, males made up the majority (85%) of the offenders and most of the offenders had committed theft in both 2010 and 2011 (Table 4.1 & 4.2).

**Table 17 - Offenders sentenced with probation orders according to UN classification of offences, Republic of Mauritius, 2010 & 2011**

Number		
Offences	2010	2011
Assault	79	46
Sexual offences	10	4
Property offences	341	246
Drug offences	3	1
Other offences	50	41
<b>Total</b>	<b>483</b>	<b>338</b>

- (b) Some 340 persons were issued with probation orders in 2011, around 30% less than in 2010.

**Figure 4.1 - Probation orders issued, Republic of Mauritius, 2008 - 2011**

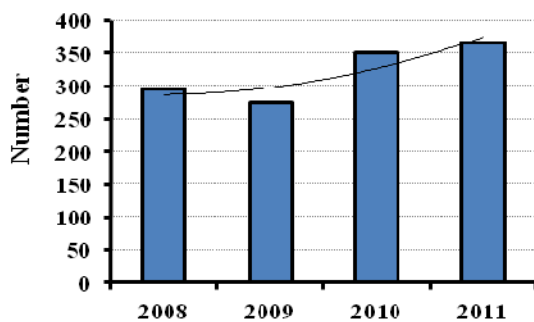


## 4.2 Community service orders

Offenders, committed to community service orders, work for the community (e.g. at hospitals, etc) for a prescribed period of time according to their time of convenience; they can thus keep their own job and serve their sentences at the same time.

- (a) The majority of the offenders (90%) were males in both 2010 and 2011 (Table 4.3).
- (b) From 2008 to 2011, there has been a low rise in the number of offenders committed to community service orders.

**Figure 4.2 - Community service orders issued, Republic of Mauritius, 2008 - 2011**



## 4.3 Probation offices, institutions and staff

- (a) There were 11 probation offices located in District Court premises in 2011.
- (b) The workforce of the Probation and After-care Service in 2011 was 70 (26 males and 44 females), excluding administrative and supporting staff (Table 4.4).

## 4.4 Expenditure of the Probation Service

The total (recurrent and capital) actual expenditure of the Probation service in the Island of Mauritius was Rs 45 Million for the fiscal year 2011, its share expressed as a percentage of the total government expenditure was 0.05% in 2011 (Table 4.5).

## 5. Juvenile statistics

In order to ensure the sustained future of the country, it is important to monitor juvenile offenders as well as victims and to take proper preventive, protective and rehabilitative measures through education and by promoting awareness.



## 5.1 Juvenile offenders

### *Ongoing rise in the number of juvenile delinquents*

For many young people today, traditional patterns guiding the relationships and transitions between family, school and work are being challenged. These have an impact on their social behavior. In Mauritius, the ‘Brigade pour la protection des mineurs’, a unit at the MPF, is specialized in the detection and prevention of juvenile delinquency.

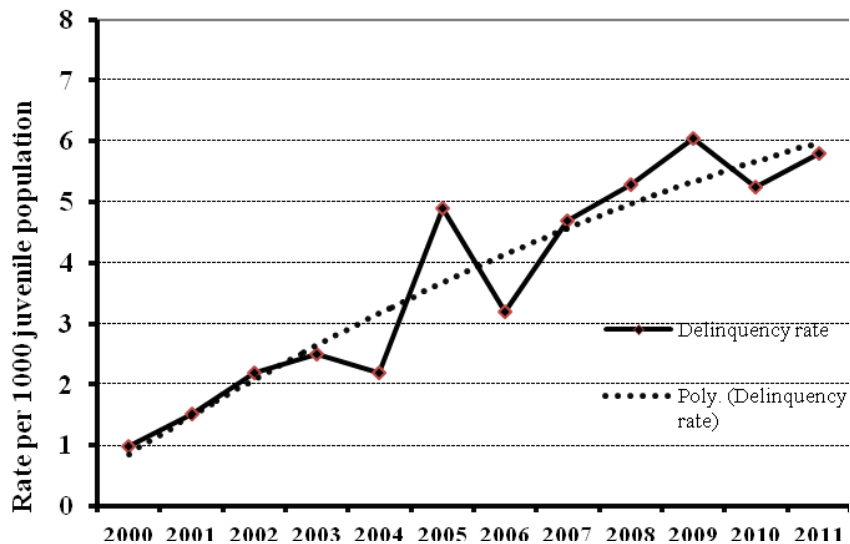
- (a) In 2011, around 700 juvenile offenders were involved in crime and misdemeanours, of whom 300 in assaults and 130 in thefts. About 800 juveniles were contravened for road traffic offences (Table 1.13 & Table 1.14).

**Table 18 - Juvenile offenders according to UN classification of offences, Republic of Mauritius, 2010 & 2011**

Number		
Offences	2010	2011
Homicide	5	3
Assault	279	293
Sexual offences	43	60
Property offences	184	165
Drug offences	25	33
Road traffic offences	673	808
Other offences	186	210
<b>Total</b>	<b>1,395</b>	<b>1,572</b>

- (b) The juvenile delinquency rate (excluding contraventions) was 5.8 per 1,000 juvenile population in 2011 compared to 5.2 in 2010. The rate for boys (10.6) was much higher than that for girls (0.9) in 2011. In fact, juvenile delinquency rate has been rising for the past years: from 1.0 in 2000 to 5.8 per 1,000 juvenile population in 2011. According to experts in criminology, this rising trend has a direct link with the rise in the number of family issues (e.g. divorce, domestic violence, etc).

**Figure 5.1 - Juvenile delinquency rate (excluding contraventions), Republic of Mauritius, 2000 - 2011**



## 5.2 Juvenile victims of offences against person

- (a) In 2011, 3 juveniles were victims of intentional homicides, and 4 of attempted intentional homicides (Table 1.15).
- (b) Juveniles were most likely to be victims of simple assaults. Boys made up 62% of victims of simple assaults.

### Sexual offences

- (c) Around 290 juvenile victims of sexual offences were reported in 2011 in the Island of Mauritius. Juvenile females (86%) were more likely to be victims of sexual offences than boys.
- (d) Among the juvenile victims of sexual offences:
- 16 were raped;
  - 29 juveniles (16 males and 13 females) were victims of sodomy; and
  - 36 were reported to be engaged in prostitution and/or to access a brothel.

## 5.3 Juveniles convictions in court

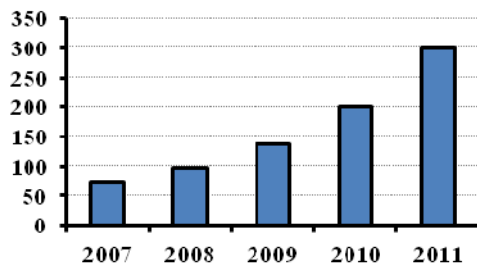
- (a) Around 300 convictions involved juveniles in 2011; almost three quarter of the sentences were fines (Table 2.4).

**Table 19 - Juvenile convictions according to UN classification of offences, Republic of Mauritius, 2010 & 2011**

Number		
Offences	2010	2011
Assault	34	35
Sexual offences	2	3
Property offences	64	51
Drug offences	4	13
Road traffic offences	42	116
Other offences	55	81
<b>Total</b>	<b>201</b>	<b>299</b>

- (b) A significant rise was noted in the number of convictions involving juveniles, with a fourfold increase since 2007 (from 75 in 2007 to 300 in 2011).

**Figure 5.2 - Convictions involving juveniles, Republic of Mauritius, 2007-2011**



## 5.4 Juvenile detainees

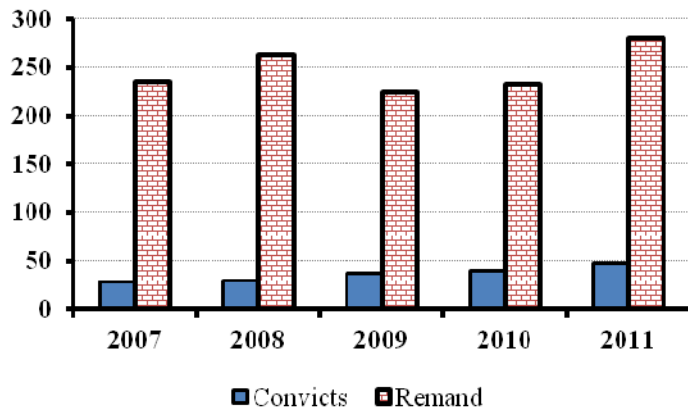
### 5.4.1 Overview of juvenile detention

#### *Low but rising number of juveniles being sent on remand*

Male juvenile offenders are either admitted to Correctional Youth Centre (CYC) or Rehabilitation Youth Centre (RYC) according to the gravity of the cases and age of the offender. Those who commit serious offences are sent to CYC. However, all female juvenile/child offenders are sent to RYC as there is no CYC for female juveniles. Child/ juveniles beyond control are also sent to probation homes.

In 2011, the juvenile admission rate (admitted to CYC & RYC) per 100,000 juveniles was 22 compared to 28 in 2010 (Table 3.3).

**Figure 5.3 - Juvenile detainees admitted in CYC and RYC, Republic of Mauritius, 2007-2011**



#### 5.4.2 Correctional Youth Centre (CYC)

The CYC is under the aegis of the Mauritius Prisons Services. Male juvenile offenders aged 14 to 17 years old are admitted to CYC.

- (a) In 2011, the daily average population of detainees in CYC was 5 convicts and 20 remands (Table 3.10).
- (b) More than three quarter of the 18 juvenile convicts admitted to CYC in 2011 had committed theft (Table 3.11).

#### 5.4.3 Rehabilitational Youth Centre (RYC)

The RYC is under the aegis of the Ministry of Social Security, National Solidarity and Reform Institutions. Child/ juvenile offenders aged 10 to 17 years old are admitted to RYC.

- (a) In 2011, the daily average population of RYC comprised 30 convicts (20 girls and 10 boys) and 10 remands (5 girls and 5 boys).
- (b) The number of juveniles admitted to RYC in 2011 was 161 (Table 3.12 & 3.13). Out of them:
  - 131 were on remand and 30 were convicts,
  - 23 were admitted as child/juvenile beyond control, of whom 19 were girls and 4 boys.

#### 5.4.4 Probation homes/hostels

Juveniles/children beyond control are also sent to probation homes/hostels under the aegis of the Probation and After-care Services.

- (a) In 2011, a daily average of 9 juveniles/children stayed (5 boys and 4 girls) in probation

homes/ hostels.

(b) About 15 juveniles were admitted in probation homes in both 2010 and 2011.

### **5.5 Other juvenile sentencing**

(a) Some 53 juveniles (down from 93 in 2010) were sentenced with probation orders in 2011, of whom 52 boys (Table 4.1).

(b) The number of juveniles were committed to community service work was 3 in 2011 compared to 8 in 2010.

**SECTION 1**  
**POLICE STATISTICS**

**Table 1.1 - Cases reported by type, Island of Mauritius, Island of Rodrigues & Republic of Mauritius, 2008 - 2011**

Number

Cases	2008			2009			2010			2011		
	Island of Mauritius	Island of Rodrigues	Republic of Mauritius	Island of Mauritius	Island of Rodrigues	Republic of Mauritius	Island of Mauritius	Island of Rodrigues	Republic of Mauritius	Island of Mauritius	Island of Rodrigues	Republic of Mauritius
Crimes <sup>1</sup>	6,737	161	6,898	5,897	197	6,094	5,065	195	5,260	4,563	228	4,791
<i>of which drug offences</i>	397	43	440	611	46	657	640	71	711	673	64	737
Misdemeanours <sup>1</sup>	46,530	985	47,515	43,098	1,059	44,157	40,492	991	41,483	39,093	934	40,027
<i>of which drug offences</i>	3,759	18	3,777	3,470	17	3,487	3,199	33	3,232	2,974	10	2,984
<b>Total offences (excl. contraventions)</b>	<b>53,267</b>	<b>1,146</b>	<b>54,413</b>	<b>48,995</b>	<b>1,256</b>	<b>50,251</b>	<b>45,557</b>	<b>1,186</b>	<b>46,743</b>	<b>43,656</b>	<b>1,162</b>	<b>44,818</b>
Contraventions	120,215	3,475	123,690	150,305	3,378	153,683	171,504	2,771	174,275	205,719	2,902	208,621
<i>of which road traffic contraventions</i> <sup>2</sup>	105,823	3,116	108,939	139,636	2,899	142,535	161,217	2,258	163,475	193,577	2,383	195,960
Other occurrences	69,175	1,254	70,429	66,783	1,283	68,066	66,629	1,497	68,126	65,304	1,379	66,683
<b>Total cases</b>	<b>242,657</b>	<b>5,875</b>	<b>248,532</b>	<b>266,083</b>	<b>5,917</b>	<b>272,000</b>	<b>283,690</b>	<b>5,454</b>	<b>289,144</b>	<b>314,679</b>	<b>5,443</b>	<b>320,122</b>

<sup>1</sup>Crimes and misdemeanours include the corresponding drug offences; 2008 figures have been estimated

<sup>2</sup>Figure for Island of Mauritius includes road traffic contraventions established by camera in 2009 (29,569), in 2010 (50,439) and in 2011 (50,701)

**Table 1.2 - Offences reported by police divisions and units, Republic of Mauritius, 2009 - 2011**

Number

Police Division/units	2009					2010					2011				
	Crime	Misde-meanour	Drug	Contra-vention	Total	Crime	Misde-meanour	Drug	Contra-vention	Total	Crime	Misde-meanour	Drug	Contra-vention	Total
Western (Lower P/Wilhems and B/River)	1,163	7,241	33	18,573	<b>27,010</b>	884	6,352	21	20,371	<b>27,628</b>	559	5,284	10	28,303	<b>34,156</b>
Metro North (P/Louis North)	658	3,241	42	9,306	<b>13,247</b>	571	2,690	27	10,032	<b>13,320</b>	508	2,645	11	12,795	<b>15,959</b>
Metro South (P/Louis South)	683	3,101	16	5,606	<b>9,406</b>	526	2,906	30	4,502	<b>7,964</b>	440	2,939	24	4,042	<b>7,445</b>
Northern (Pamplemousses and R/Rempart)	763	8,123	50	20,672	<b>29,608</b>	732	8,416	43	29,375	<b>38,566</b>	662	7,519	29	39,495	<b>47,705</b>
Central (Upper P/Wilhems)	437	4,047	9	16,346	<b>20,839</b>	383	3,556	9	14,179	<b>18,127</b>	391	3,644	14	16,064	<b>20,113</b>
Southern (G/Port and Savanne)	611	6,349	35	20,617	<b>27,612</b>	623	6,118	22	16,046	<b>22,809</b>	579	6,191	34	19,080	<b>25,884</b>
Eastern:															
Flacq	394	4,115	12	9,002	<b>13,523</b>	274	3,935	23	9,111	<b>13,343</b>	368	4,250	24	11,654	<b>16,296</b>
Moka	264	2,070	7	7,941	<b>10,282</b>	196	1,940	9	8,896	<b>11,041</b>	121	2,082	7	10,621	<b>12,831</b>
Anti-Drugs Smuggling Unit	38	317	3,874	123	<b>4,352</b>	25	432	3,647	108	<b>4,212</b>	25	539	3,476	168	<b>4,208</b>
Photographic Enforcement Unit	-	-	-	29,569	<b>29,569</b>	-	-	-	50,439	<b>50,439</b>	-	-	-	50,701	<b>50,701</b>
Other units	275	1,024	3	12,550	<b>13,852</b>	211	948	8	8,445	<b>9,612</b>	237	1,026	18	12,796	<b>14,077</b>
<b>Island of Mauritius</b>	<b>5,286</b>	<b>39,628</b>	<b>4,081</b>	<b>150,305</b>	<b>199,300</b>	<b>4,425</b>	<b>37,293</b>	<b>3,839</b>	<b>171,504</b>	<b>217,061</b>	<b>3,890</b>	<b>36,119</b>	<b>3,647</b>	<b>205,719</b>	<b>249,375</b>
<b>Island of Rodrigues</b>	<b>151</b>	<b>1,042</b>	<b>63</b>	<b>3,378</b>	<b>4,634</b>	<b>124</b>	<b>958</b>	<b>104</b>	<b>2,771</b>	<b>3,957</b>	<b>164</b>	<b>924</b>	<b>74</b>	<b>2,902</b>	<b>4,064</b>
<b>Republic of Mauritius</b>	<b>5,437</b>	<b>40,670</b>	<b>4,144</b>	<b>153,683</b>	<b>203,934</b>	<b>4,549</b>	<b>38,251</b>	<b>3,943</b>	<b>174,275</b>	<b>221,018</b>	<b>4,054</b>	<b>37,043</b>	<b>3,721</b>	<b>208,621</b>	<b>253,439</b>

Note: Crime and misdemeanour exclude drug offences



**Table 1.3 - Offence rate by type, Island of Mauritius, Island of Rodrigues & Republic of Mauritius, 2008 - 2011**

Rate per 1,000 population

Offences	2008			2009			2010			2011		
	Island of Mauritius	Island of Rodrigues	Republic of Mauritius	Island of Mauritius	Island of Rodrigues	Republic of Mauritius	Island of Mauritius	Island of Rodrigues	Republic of Mauritius	Island of Mauritius	Island of Rodrigues	Republic of Mauritius
Crimes <sup>1</sup>	5.5	4.3	5.4	4.8	5.2	4.8	4.1	5.2	4.1	3.7	6.0	3.7
Misdemeanours <sup>1</sup>	37.8	26.2	37.5	34.8	28.1	34.6	32.6	26.2	32.4	31.3	24.6	31.1
<b>Offence rate (excl. contraventions)</b>	<b>43.3</b>	<b>30.5</b>	<b>42.9</b>	<b>39.6</b>	<b>33.3</b>	<b>39.4</b>	<b>36.6</b>	<b>31.3</b>	<b>36.5</b>	<b>35.0</b>	<b>30.6</b>	<b>34.8</b>
Contraventions	97.7	92.5	97.5	121.5	89.5	120.5	138.0	73.2	136.1	164.8	76.5	162.2
Drug offences	3.4	1.6	3.3	3.3	1.7	3.3	3.1	2.7	3.1	2.9	2.0	2.9

<sup>1</sup> Crimes and misdemeanours include drug offences

**Table 1.4 - Crimes reported by category, Republic of Mauritius, 2008 - 2011**

Number

Crimes	2008	2009	2010	2011
Crime against persons	78	203	203	244
Crime against property	4,192	3,800	3,041	2,433
Crime against morality	413	386	378	381
Crime against Lawful Authorities	78	51	58	60
Fraud and dishonesty	1,095	622	510	586
Drug offences <sup>2</sup>	440	657	711	737
Crime not otherwise classified	602	375	359	350
<b>Total</b>	<b>6,898</b>	<b>6,094</b>	<b>5,260</b>	<b>4,791</b>

<sup>2</sup> Figures for 2008 have been estimated

**Table 1.5 - Reported offences according to United Nations classifications of offences, Republic of Mauritius, 2008 - 2011**

Number				
Offences	2008	2009	2010	2011
<b>Homicide and related offences</b>	<b>107</b>	<b>105</b>	<b>89</b>	<b>108</b>
<i>Intentional homicide(committed)</i>	<i>48</i>	<i>54</i>	<i>51</i>	<i>45</i>
Murder	35	35	35	33
Murder of newly born child	-	2	-	-
Infanticide	1	3	1	1
Manslaughter	1	-	-	-
Abortion	11	14	14	10
Arson causing death	-	-	1	1
<i>Intentional homicide (attempted)</i>	<i>11</i>	<i>8</i>	<i>14</i>	<i>15</i>
Attempted murder	11	8	14	15
<i>Non intentional homicide</i>	<i>48</i>	<i>43</i>	<i>24</i>	<i>48</i>
Wounds & blows causing death without intention to kill	5	1	2	-
Involuntary homicide	43	42	22	48
<b>Assault and related offences</b>	<b>14,307</b>	<b>14,509</b>	<b>14,282</b>	<b>14,149</b>
Assaults causing loss of eye and limbs	1	1	-	1
Assault causing effusion of blood (Public functionary)	45	35	37	28
Serious wounds & blows	102	*	*	*
Assault causing sickness or incapacity for personal labour for > 20 days	*	53	22	15
Assault against an agent of Civil Authority	*	147	136	122
Assault with corrosive substance	*	8	6	-
Assault with premeditation	*	30	37	64
Simple Assaults	14,159	14,235	14,044	13,919
<b>Sexual Offences</b>	<b>413</b>	<b>442</b>	<b>432</b>	<b>466</b>
Rape	69	57	51	58
Sodomy	63	64	44	55
Bestiality	4	1	-	1
Sexual intercourse with female under 16; with mentally handicapped person; with specified person	156	144	150	135
Attempt upon chastity	121	120	133	132
Sollicits/importunes another person for immoral purpose	*	7	17	34
Dealing in obscene matters	*	19	12	10
<i>Offences under Sex Discrimination Act</i>				
Sexual harrassment	*	7	2	8
<i>Child Protection Act (CPA)</i>				
Causing child to be sexually abused; accessing to a brothel;and engaging in prostitution	*	23	23	33

**Table 1.5 (Cont'd) - Reported offences according to United Nations classifications of offences, Republic of Mauritius, 2008 - 2011**

Number				
Offences	2008	2009	2010	2011
<b>Property offences</b>	<b>21,909</b>	<b>21,442</b>	<b>18,440</b>	<b>16,168</b>
<i>Fraud and dishonesty</i>	<i>1,083</i>	<i>1,074</i>	<i>988</i>	<i>997</i>
Forgery	200	149	134	176
Forgery of passport/making use of forged passport	*	3	-	4
Making use of forged document	*	44	43	32
Counterfeiting bank notes	*	27	26	21
Possession/uttering of counterfeit bank notes	*	17	14	4
Issuing cheque without provision	361	442	456	386
Currency offences including coinage	53	*	*	*
Swindling	421	323	253	306
Extortion	7	16	5	7
Impersonation	4	2	3	3
Swearing false affidavit	29	14	19	31
Giving false evidence	*	1	-	1
Demanding money or property by threat of false accusation	*	20	22	18
Usurping public function	*	4	4	1
<i>Offences under Prevention of Corruption Act (POCA)</i>				
Bribery by Public Official	3	2	-	1
Bribery of Public Official	5	8	8	5
Other offences under POCA	*	2	1	1
<b>Embezzlement</b>	<b>736</b>	<b>625</b>	<b>581</b>	<b>671</b>
Embezzlement by person in receipt of wages	45	34	26	33
Embezzlement (simple)	691	591	555	638
<b>Theft</b>	<b>20,090</b>	<b>16,836</b>	<b>14,224</b>	<b>11,759</b>
<i>Automobile theft</i>	<i>974</i>	<i>840</i>	<i>716</i>	<i>504</i>
Larceny of Auto/Motorcycles	778	649	597	407
Larceny of Car/Van	190	181	112	89
Larceny of heavy motor vehicles	6	10	7	8
<b>Robbery</b>	<b>1,441</b>	<b>1,410</b>	<b>1,085</b>	<b>814</b>
Larceny with violence by night breaking	21	25	10	8
Larceny with violence	932	*	*	*
Larceny with wounding	28	20	10	8
Larceny armed with offensive weapon	279	253	182	115
Larceny with other aggravating circumstances	181	*	*	*
Larceny aggravating circumstances (violence)	*	555	423	326
Larceny with aggravating circumstances upon minors/handicapped persons	*	2	-	2
Larceny using mask	*	6	6	2
Larceny having in possession a firearm or mock firearm	*	1	-	-

**Table 1.5 (Cont'd) - Reported offences according to United Nations classifications of offences, Republic of Mauritius, 2008 - 2011**

Number				
Offences	2008	2009	2010	2011
<b>Robbery(cont'd)</b>				
Larceny by two or more individuals	*	107	123	92
Larceny on public road	*	385	299	239
Larceny in dwelling house with menace & bodily fear	*	2	5	5
Attempt at larceny with aggravating circumstances	*	54	27	17
<b>Burglary</b>	<b>2,466</b>	<b>2,046</b>	<b>1,641</b>	<b>1,295</b>
Larceny by night breaking	1,342	1,163	903	653
Larceny (day) breaking	984	776	643	553
Larceny false key	21	8	12	8
Larceny scaling	119	99	83	81
<b>Other theft (excluding automobile theft)</b>	<b>15,209</b>	<b>12,540</b>	<b>10,782</b>	<b>9,146</b>
Larceny from motor vehicles	1,499	1,124	807	567
Larceny of cellular phones	1,227	1,104	951	700
Larceny by servant or any person in receipt of wages	207	219	200	198
Praedial larceny	471	486	323	289
Bicycle larceny	432	471	382	327
Fowls theft	31	*	*	*
Other simple larcenies	10,567	8,589	7,625	6,647
Attempt at larceny	775	547	494	418
<b>Other property offences</b>	<b>*</b>	<b>2,907</b>	<b>2,647</b>	<b>2,741</b>
Arson	*	55	55	58
Damaging public property, private enterprise or vehicle	*	23	21	31
Damaging property by band	*	47	39	37
Damaging goods and chattel	*	1,817	1,573	1,586
Damaging motor vehicles	*	756	730	763
Receiving and possession of stolen property	*	209	229	266
<b>Drug offences</b>	<b>4,217</b>	<b>4,144</b>	<b>3,943</b>	<b>3,721</b>
<b>Road traffic contraventions<sup>1</sup></b>	<b>108,939</b>	<b>142,535</b>	<b>163,475</b>	<b>195,960</b>
<b>Other contraventions</b>	<b>14,751</b>	<b>11,148</b>	<b>10,800</b>	<b>12,661</b>
<i>of which</i>				
Illegal littering	*	3,180	1,275	534
Discarding/placing/throwing any litter or other article in any canal, drain or public place	*	240	299	127

**Table 1.5 (Cont'd) - Reported offences according to United Nations classifications of offences, Republic of Mauritius, 2008 - 2011**

Number				
Offences	2008	2009	2010	2011
Smoking in prohibited area	*	330	761	1,060
Disturbance	*	689	613	568
Playing music causing nuisance	*	106	95	91
Drinking in a public place	*	832	1,165	1,714
Insult verbally	*	976	1,286	1,535
Trading without licence	*	548	648	865
Allowing dog to stray	*	181	224	213
<b>Other offences</b>	<b>13,460</b>	<b>9,609</b>	<b>9,557</b>	<b>10,206</b>
Breach of HCs regulations	*	173	100	69
Sequestration	*	25	28	30
Conspiracy	*	32	32	30
Criminal intimidation	*	33	51	21
Indecent act in public	*	92	61	47
Debauching youth	*	4	-	-
Procuring, enticing and exploiting prostitutes	*	3	-	1
Outrage against public functionary	*	283	213	224
Molesting Public Officers	*	171	175	172
Bearing Offensive Weapon	*	186	174	170
Threatening (in writing or verbally)	*	533	562	638
Involuntary wounds & blows	*	510	561	537
Found in a place of amusement during prohibited hours	*	305	292	267
Failing to pay alimony	*	205	201	221
Rogue and vagabond	*	567	544	656
<i>Computer misuse and Cybercrime Act</i>	*	<b>130</b>	<b>136</b>	<b>124</b>
<i>Information and Communication Technology Act</i>	*	<b>991</b>	<b>1,212</b>	<b>1,295</b>
<i>Breach of Copyright Act</i>	*	<b>125</b>	<b>194</b>	<b>134</b>
<i>Child Protection Act (CPA)</i>				
Child ill-treatment	*	10	12	22
Selling liquor, rum or compounded spirits to a child	*	1	4	6
Allowing a child to have access to licensed premises for liquor , etc.	*	1	2	1
Mendicity	*	8	-	2
Abandonment of Child	*	5	7	8
Abducting Child	*	9	7	20
Child trafficking	*	1	1	2
<i>Revenue offences</i>				
Offences under Companies Act	*	1	2	1
Possession/Importation of prohibited/restricted goods	*	6	2	3
Other offences under Customs Act	*	124	-	25

**Table 1.5 (Cont'd) - Reported offences according to United Nations classifications of offences, Republic of Mauritius, 2008 - 2011**

Number				
Offences	2008	2009	2010	2011
<i>Offences under Excise Act</i>				
Selling liquor, rum or compounded spirit during prohibited hours	*	61	46	50
Obtain, consume, take away any liquor, rum or compounded spirit during prohibited hours	*	264	220	333
Allowing licensed premises to remain open during prohibited hours	*	106	123	182
Remaining in licensed premises outside opening time	*	76	106	118
Trading without sign board	*	329	328	233
Selling liquor, rum and compounded spirits on eve of, day of election and counting of votes (Representation of People's Act)	*	4	-	-
<i>Offences under Gambling Regulatory Authority Act</i>				
Operating casino/Gaming house without licence	*	1	1	10
Carrying out business of a Bookmaker without Licence	*	2	1	-
Other offences under Gambling Regulatory Authority Act	*	72	48	109
<i>Offences under Bail Act</i>				
Fail to surrender to Custody/Court	*	6	5	-
Interferes with witnesses	*	2	1	3
Breach of other conditions	*	242	512	497
<i>Offences under Civil Status Act</i>				
Concealment of birth	*	2	-	-
<i>Offences against Environment</i>				
Carrying an activity without an EIA licence or PER	*	10	4	4
Obstructing an authorised officer	*	8	11	2
Illegal dumping	*	37	36	43
Deposit/dispose any waste into the marine environment	*	13	3	4
<i>Offences under Firearm Act</i>				
Possession of firearm without licence	*	15	7	16
Possession of ammunition without licence	*	11	8	7
Possession of firearm with intent to endanger life	*	8	9	6
<i>Offences under Sex Discrimination Act</i>				
Other offences under Sex Discrimination Act	*	3	1	1
<i>Offences under The Food Act</i>				
	*	15	7	13
<i>Illegal slaughtering and other offences under The Meat Act</i>				
	*	2	3	-
<i>Offences under Explosive Act</i>				
	*	1	1	-
<i>Offences under The Wild Life and National Parks Act</i>				
	*	7	6	1
<i>Offences under Forest and Reserve Act</i>				
	*	3	-	3
<i>Offences not otherwise classified</i>				
	*	3,775	3,497	3,845
<b>Total</b>		<b>178,103</b>	<b>203,934</b>	<b>221,018</b>
				<b>253,439</b>

\*Not available

<sup>1</sup>Include road traffic contraventions established by camera in 2009 (29,569), in 2010 (50,439) and in 2011 (50,701).

**Table 1.6 - Reported number of victims<sup>1</sup> by type of selected offences<sup>2</sup>, Island of Mauritius, 2011**

Number											
Offences	Port Louis	Pample-mousses	Riviere du Rempart	Grand Flacq	Grand Port	Savanne	Plaines Wilhelms	Moka	Black River	Total	Rate <sup>3</sup>
<b>Homicides</b>	<b>18</b>	<b>13</b>	<b>13</b>	<b>8</b>	<b>18</b>	<b>6</b>	<b>25</b>	<b>2</b>	<b>7</b>	<b>110</b>	<b>8.8</b>
<i>Intentional homicide (committed)</i>	<b>5</b>	<b>2</b>	<b>3</b>	<b>2</b>	<b>5</b>	<b>2</b>	<b>15</b>	<b>-</b>	<b>-</b>	<b>34</b>	
Murder	5	1	3	2	5	2	13	-	-	31	
Infanticide	-	1	-	-	-	-	-	-	-	1	
Arson causing death	-	-	-	-	-	-	2	-	-	2	
<i>Intentional homicide (attempted)</i>	<b>2</b>	<b>-</b>	<b>3</b>	<b>2</b>	<b>10</b>	<b>1</b>	<b>6</b>	<b>-</b>	<b>1</b>	<b>25</b>	
Attempt at murder	2	-	3	2	10	1	6	-	1	25	
<i>Non intentional homicide</i>	<b>11</b>	<b>11</b>	<b>7</b>	<b>4</b>	<b>3</b>	<b>3</b>	<b>4</b>	<b>2</b>	<b>6</b>	<b>51</b>	
<i>Involuntary homicide(fatal accidents)</i>	<b>11</b>	<b>11</b>	<b>7</b>	<b>4</b>	<b>3</b>	<b>3</b>	<b>4</b>	<b>2</b>	<b>6</b>	<b>51</b>	
<b>Assaults</b>	<b>2,014</b>	<b>1,364</b>	<b>1,443</b>	<b>1,752</b>	<b>1,632</b>	<b>1,351</b>	<b>2,937</b>	<b>723</b>	<b>609</b>	<b>13,825</b>	<b>1,107.7</b>
Assaults causing loss of eye and limbs	1	-	-	-	-	-	-	-	-	1	
Assault with premeditation	25	-	2	1	9	-	8	2	3	50	
Assault against an agent of Civil Authority	24	9	2	5	27	4	44	3	6	124	
Assault causing sickness or incapacity for personal labour for > 20 days	3	2	-	3	1	2	5	-	1	17	
Simple Assaults	1,961	1,353	1,439	1,743	1,595	1,345	2,880	718	599	13,633	
<b>Sexual offences</b>	<b>69</b>	<b>44</b>	<b>47</b>	<b>54</b>	<b>38</b>	<b>32</b>	<b>73</b>	<b>21</b>	<b>30</b>	<b>408</b>	<b>32.7</b>
Rape	8	5	7	6	2	4	9	1	9	51	
Sexual intercourse with minor under 16	15	17	10	16	12	8	12	11	7	108	
Sexual intercourse with a mentally handicapped person	1	-	-	-	-	-	1	-	-	2	
Sexual intercourse with specified person	2	-	1	1	-	1	-	-	1	6	

**Table 1.6 (Cont'd) - Reported number of victims<sup>1</sup> by type of selected offences<sup>2</sup>,  
Island of Mauritius, 2011**

Offences	Port Louis	Pamplemousses	Riviere du Rempart	Flacq	Grand Port	Savanne	Plaines Wilhelms	Moka	Black River	Total	Rate <sup>3</sup>
Causing child to be sexually abused; accessing to a brothel; and engaging in prostitution	3	6	3	10	1	-	8	4	2	37	
Sexual harrassment	2	-	-	-	-	-	2	-	-	4	
Attempt upon chastity	28	11	11	13	15	9	22	4	9	122	
Sodomy	5	5	5	8	8	10	6	1	2	50	
Sollicits/importunes another person for immoral purpose	5	-	10	-	-	-	13	-	-	28	
<b>Other offences</b>	<b>166</b>	<b>47</b>	<b>77</b>	<b>92</b>	<b>36</b>	<b>45</b>	<b>176</b>	<b>29</b>	<b>62</b>	<b>730</b>	<b>58.5</b>
Abducting Child	1	7	3	3	2	-	1	2	1	20	
Abandonment of Child	-	1	1	-	1	-	2	1	-	6	
Child Trafficking	2	-	-	-	-	-	-	-	-	2	
Child ill-treatment	4	1	1	1	8	1	3	1	1	21	
Exposing a child to harm	2	-	-	-	1	-	-	-	-	3	
Administering noxious substance	2	-	-	-	1	5	-	-	2	10	
Involuntary wounds and blows	126	33	69	76	21	37	156	21	57	596	
Demanding money or property by threat of false accusation	12	-	-	1	-	-	4	1	-	18	
Sequestration	6	5	3	8	2	2	4	2	1	33	
Criminal intimidation	11	-	-	3	-	-	6	1	-	21	

<sup>1</sup> A person may be victim of one or more offence and/or an offence may involve one or more victim.

<sup>2</sup> Includes selected offences against persons and morality only (see list in Glossary)

<sup>3</sup> Rate of victimisation per 100,000 population



**Table 1.7 - Victims of selected offences by socio-demographic and other characteristics, Island of Mauritius, 2010 & 2011**

Characteristics of victim	2010					2011				
	Homicides			Assaults	Sexual offences	Homicides			Assaults	Sexual offences
	Intentional homicides		Non-int. <sup>1</sup>			Intentional homicides		Non-int. <sup>1</sup>		
	Committed	Attempted		Committed	Attempted					
<b>Male</b>	<b>25</b>	<b>12</b>	<b>20</b>	<b>7,819</b>	<b>43</b>	<b>26</b>	<b>16</b>	<b>40</b>	<b>7,675</b>	<b>59</b>
0-15	-	1	1	407	19	1	1	3	489	27
16-24	5	1	1	1,652	7	-	6	2	1,644	10
25-34	6	4	3	2,137	10	5	7	9	2,035	10
35-44	12	4	5	1,645	3	9	2	6	1,489	4
45-54	2	2	5	1,193	1	7	-	9	1,147	3
55 & over	-	-	5	784	3	4	-	9	853	1
Not available	-	-	-	1	-	-	-	2	18	4
<b>Female</b>	<b>8</b>	<b>4</b>	<b>7</b>	<b>6,168</b>	<b>350</b>	<b>8</b>	<b>9</b>	<b>11</b>	<b>6,150</b>	<b>349</b>
0-15	1	-	-	250	240	1	1	2	257	213
16-24	1	-	1	1,431	72	1	1	-	1,474	79
25-34	1	3	-	1,981	22	3	4	-	1,910	28
35-44	2	-	2	1,255	11	-	1	-	1,223	12
45-54	2	-	-	744	4	-	1	2	745	13
55 & over	1	1	4	507	1	3	1	7	531	4
Not available	-	-	-	-	-	-	-	-	10	-
<b>Activity Status</b>										
Employed	18	14	14	8,303	58	16	10	24	7,831	58
Student	2	1	2	1,050	230	1	3	5	1,133	223
Housewife	1	-	1	476	2	-	-	-	512	3
Retired	-	1	8	658	2	4	1	13	768	4
Disabled	-	-	-	11	1	-	-	-	5	1
Other	12	-	2	3,474	99	13	11	6	3,538	111
Not available	-	-	-	15	1	-	-	3	38	8
<b>Relationship to offender</b>										
Spouse	5	3	1	2,856	16	-	3	-	2,831	17
Father/mother	-	-	1	507	-	1	-	-	474	-
Child	1	-	-	284	24	4	-	2	314	32
Other relative	6	3	-	3,065	87	6	4	2	2,763	54
Not related	21	10	25	7,265	266	23	18	47	7,428	303
Not available	-	-	-	10	-	-	-	-	15	2
<b>Type</b>										
Tourist	-	-	-	24	5	1	-	1	27	5
Non Tourist	33	16	27	13,963	388	33	25	50	13,798	403
<b>Location of incident</b>										
Private-household	11	6	1	6,963	236	12	6	1	6,675	241
Educational-institution	-	-	-	127	11	-	-	-	189	16
Commercial-area	-	-	-	389	9	2	-	-	289	6
Hotel/Bungalow	-	-	-	47	9	1	-	-	51	9
Public road	11	9	25	4,632	30	11	19	48	4,573	27
Public beach	2	-	1	118	12	-	-	-	146	16
Other Places	9	1	-	1,711	86	6	-	2	1,882	93
Not available	-	-	-	-	-	2	-	-	20	-
<b>Area type</b>										
Urban	18	10	14	4,844	171	20	8	15	4,951	142
Rural	15	6	13	9,143	222	14	17	36	8,874	266

<sup>1</sup> Non-intentional homicides

**Table 1.8 - Drug offences reported by type of drugs, Republic of Mauritius, 2008 - 2011**

<b>Number</b>				
<b>Drug offences</b>	<b>2008</b>	<b>2009</b>	<b>2010</b>	<b>2011</b>
<b>Heroin</b>	<b>791</b>	<b>380</b>	<b>369</b>	<b>462</b>
Importation	9	20	8	6
Dealing	98	59	57	76
Possession(heroin & articles)	545	231	260	327
Consumption	135	55	38	46
Other	4	15	6	7
<b>Gandia</b>	<b>1,964</b>	<b>2,094</b>	<b>2,030</b>	<b>2,175</b>
Importation	4	5	5	-
Cultivation	678	746	746	893
Dealing	225	211	206	41
Possession (gandia & articles)	738	812	757	982
Consumption	272	299	243	243
Other	47	21	73	16
<b>Psychotropic</b>	<b>1,405</b>	<b>1,642</b>	<b>1,516</b>	<b>1,018</b>
Importation	-	1	4	8
Dealing	16	40	59	74
Possession (drug & articles)	960	1,101	954	598
Consumption	115	153	196	132
Other	314	347	303	206
<b>Other drugs</b>	<b>57</b>	<b>28</b>	<b>28</b>	<b>66</b>
Importation	-	1	2	-
Dealing	1	-	1	-
Possession(drug & articles)	29	13	10	42
Consumption	2	-	-	2
Other	25	14	15	22
<b>Total</b>	<b>4,217</b>	<b>4,144</b>	<b>3,943</b>	<b>3,721</b>

**Table 1.9 - Quantity of drugs seized by type of drugs, Republic of Mauritius, 2008 - 2011**

<b>Drug</b>	<b>Units</b>	<b>Quantity</b>			
		<b>2008</b>	<b>2009</b>	<b>2010</b>	<b>2011</b>
Heroin	Kg	11.5	9.5	3.7	3.6
Gandia (including plants)	Kg	50.0	71.0	56.0	102.9
Psychotropic	Pills/Tablets	26,216	4,149	40,641	35,794
Other drugs	Kg	23.8	0.006	0.107	-

**Table 1.10 - Persons arrested by the Anti-Drug and Smuggling Unit<sup>1</sup> by adult/juvenile and gender, Island of Mauritius, 2008 - 2011**

Drugs	Persons arrested								
	Adult			Juvenile			Total		
	Male	Female	Both sexes	Male	Female	Both sexes	Male	Female	Both sexes
<b>2008</b>	<b>1,991</b>	<b>75</b>	<b>2,066</b>	<b>31</b>	<b>-</b>	<b>31</b>	<b>2,022</b>	<b>75</b>	<b>2,097</b>
Heroin	312	22	334	3	-	3	315	22	337
Gandia	799	25	824	26	-	26	825	25	850
Psychotropic	867	28	895	2	-	2	869	28	897
Other drug offences	13	-	13	-	-	-	13	-	13
<b>2009</b>	<b>1,982</b>	<b>97</b>	<b>2,079</b>	<b>41</b>	<b>1</b>	<b>42</b>	<b>2,023</b>	<b>98</b>	<b>2,121</b>
Heroin	175	31	206	4	-	4	179	31	210
Gandia	841	34	875	32	-	32	873	34	907
Psychotropic	959	32	991	5	1	6	964	33	997
Other drug offences	7	-	7	-	-	-	7	-	7
<b>2010</b>	<b>1,819</b>	<b>91</b>	<b>1,910</b>	<b>22</b>	<b>-</b>	<b>22</b>	<b>1,841</b>	<b>91</b>	<b>1,932</b>
Heroin	220	24	244	-	-	-	220	24	244
Gandia	793	31	824	21	-	21	814	31	845
Psychotropic	798	35	833	1	-	1	799	35	834
Other drug offences	8	1	9	-	-	-	8	1	9
<b>2011</b>	<b>1,781</b>	<b>97</b>	<b>1,878</b>	<b>32</b>	<b>-</b>	<b>32</b>	<b>1,813</b>	<b>97</b>	<b>1,910</b>
Heroin	312	33	345	-	-	-	312	33	345
Gandia	879	33	912	28	-	28	907	33	940
Psychotropic	586	31	617	4	-	4	590	31	621
Other drug offences	4	-	4	-	-	-	4	-	4

<sup>1</sup>The above figures relate to cases reported at the Anti Drugs and Smuggling Unit (ADSU) only

**Table 1.11 - Drug reported offences at the Anti-Drug and Smuggling Unit<sup>1</sup> by district, Island of Mauritius, 2008 - 2011**

District	2008		2009		2010		2011	
	Number	Rate <sup>2</sup>	Number	Rate <sup>2</sup>	Number	Rate <sup>2</sup>	Number	Rate <sup>2</sup>
Port Louis	1,133	8.7	1,018	7.9	955	7.4	853	6.6
Pamplemousses	271	2.0	278	2.0	245	1.8	251	1.8
Riviere du Rempart	165	1.5	169	1.6	153	1.4	178	1.6
Flacq	214	1.5	242	1.7	200	1.4	284	2.0
Grand Port	269	2.4	280	2.4	299	2.6	245	2.1
Savanne	150	2.1	180	2.6	174	2.5	169	2.4
Plaine Wilhems	1,460	3.8	1,405	3.7	1,328	3.5	1,195	3.1
Moka	103	1.3	99	1.2	92	1.1	101	1.2
Black River	212	2.9	203	2.7	201	2.6	200	2.6
<b>Total</b>	<b>3,977</b>	<b>3.2</b>	<b>3,874</b>	<b>3.1</b>	<b>3,647</b>	<b>2.9</b>	<b>3,476</b>	<b>2.8</b>

<sup>1</sup>The above figures relate to cases reported at the **Anti Drugs and Smuggling Unit (ADSU)** only

<sup>2</sup>Rate per 1,000 population

**Table 1.12 - Road traffic contraventions, Republic of Mauritius, 2008 - 2011**

<b>Number</b>				
<b>Offences</b>	<b>2008</b>	<b>2009</b>	<b>2010</b>	<b>2011</b>
Exceeding speed limit <sup>1</sup>	17,711	40,063	58,402	67,648
Driving under influence of liquor	1,232	1,209	1,290	1,378
Driving without due care and attention	*	1,844	1,933	1,607
Dangerous driving	*	212	161	154
Dangerous, inconsiderate and negligent driving	1,636	*	*	*
Bicycle contraventions	335	357	343	323
Failing to comply with traffic sign	*	3,161	3,401	4,679
Failing to stop when signaled by a police officer	*	772	822	1,295
Overtaking on uninterrupted white line	*	1,282	1,278	1,763
Failing to wear seat belt whilst driving	*	8,227	8,832	11,400
Protective helmet improperly secured	*	911	1,214	1,803
Making use of cellular phone whilst driving	*	3,853	4,365	6,687
Breach of conditions attached to provisional license	*	5,417	7,047	8,713
Breach of condition attached to carriers license	*	1,059	790	987
Driving without license	*	779	792	934
Failing to produce driving license on demand	*	18,715	19,015	21,213
Failing to produce driving license/Certificate of insurance within delay	*	996	1,457	1,124
Motor vehicle license not affixed	*	4,435	4,752	5,133
Inoperative insurance policy	*	1,899	1,978	1,820
Worn out tyre	*	2,601	2,718	3,545
Allowing oil to drop	*	956	868	859
Parking on double yellow line	*	3,199	2,842	3,775
Parking on prohibited area	*	1,692	1,257	2,067
Parking on footpath/pavement	*	1,547	1,292	1,861
Other <sup>2</sup>	88,025	37,349	36,626	45,192
<b>Total</b>	<b>108,939</b>	<b>142,535</b>	<b>163,475</b>	<b>195,960</b>

\* Not available

<sup>1</sup>Figures include road traffic contraventions established by camera in 2009 (29,569), in 2010 (50,439) and in 2011 (50,701) in the Island of Mauritius

<sup>2</sup>As from 2009, figures have been further broken down into more detailed offences; therefore they are not comparable with those of previous years

**Table 1.13 - Offences involving juveniles reported by type, Republic of Mauritius, 2008 - 2011**

	2008	2009		2010			2011			
	Both sexes	Male	Female	Both sexes	Male	Female	Both sexes	Male	Female	Both sexes
<b>Total offences (excl. contraventions) involving Juveniles</b>	<b>573</b>	-	-	<b>764</b>	-	-	<b>594</b>	-	-	<b>665</b>
Crimes	130	-	-	155	-	-	134	-	-	148
<i>of which drug offences</i>	*	-	-	13	-	-	9	-	-	12
Misdemeanours	443	-	-	609	-	-	460	-	-	517
<i>of which drug offences</i>	*	-	-	29	-	-	16	-	-	21
<b>Contraventions involving Juveniles<sup>1</sup></b>	<b>395</b>	-	-	<b>649</b>	-	-	<b>754</b>	-	-	<b>853</b>
<b>Juvenile offenders<sup>1</sup></b>	<b>647</b>	<b>684</b>	<b>81</b>	<b>765</b>	<b>581</b>	<b>67</b>	<b>648</b>	<b>648</b>	<b>53</b>	<b>701</b>
Crimes	150	154	19	173	140	5	145	159	13	172
<i>of which drug offences</i>	*	13	-	13	9	-	9	12	-	12
Misdemeanours	497	530	62	592	441	62	503	489	40	529
<i>of which drug offences</i>	*	28	1	29	16	-	16	21	-	21
<b>Juvenile contraveners<sup>1</sup></b>	<b>388</b>	<b>646</b>	<b>3</b>	<b>649</b>	<b>744</b>	<b>3</b>	<b>747</b>	<b>868</b>	<b>3</b>	<b>871</b>
<b>Juvenile delinquency rate<sup>2</sup></b>	<b>5.3</b>	<b>10.7</b>	<b>1.3</b>	<b>6.0</b>	<b>9.3</b>	<b>1.1</b>	<b>5.2</b>	<b>10.6</b>	<b>0.9</b>	<b>5.8</b>

<sup>1</sup>Excludes contraventions established by camera

<sup>2</sup> Rate per 1,000 juvenile population and exclude contraveners

\*Not available

**Table 1.14 - Juvenile offenders according to United Nations classification of offences, Republic of Mauritius, 2008 - 2011**

<b>Number</b>				
<b>Offences</b>	<b>2008</b>	<b>2009</b>	<b>2010</b>	<b>2011</b>
<b>Homicide and related offences</b>	<b>9</b>	<b>3</b>	<b>5</b>	<b>3</b>
<i>Intentional homicide(committed)</i>	9	3	3	2
<i>Non intentional homicide</i>	-	-	2	1
<b>Assault and related offences</b>	<b>275</b>	<b>283</b>	<b>279</b>	<b>293</b>
<i>of which simple assault</i>	268	281	275	286
<b>Sexual Offences</b>	<b>68</b>	<b>47</b>	<b>43</b>	<b>60</b>
<i>of which rape</i>	9	5	1	1
<b>Property offences</b>	<b>196</b>	<b>239</b>	<b>184</b>	<b>165</b>
<i>Fraud and dishonesty</i>	-	1	2	1
<b>Theft</b>	<b>196</b>	<b>199</b>	<b>160</b>	<b>134</b>
Automobile theft	6	1	1	3
Robbery	22	44	43	32
Burglary	28	29	19	23
Other theft (excluding automobile theft)	140	125	97	76
<b>Other property offences</b>	<b>*</b>	<b>39</b>	<b>22</b>	<b>30</b>
Arson	*	0	0	3
Damaging public property, private enterprise or vehicle	*	2	2	0
Damaging property by band	*	16	9	12
Damaging goods and chattel	*	14	5	4
Damaging motor vehicles	*	2	2	3
Receiving and possession of stolen property	*	5	4	8
<b>Drug offences</b>	<b>32</b>	<b>42</b>	<b>25</b>	<b>33</b>
<b>Road traffic contraventions</b>	<b>301</b>	<b>591</b>	<b>673</b>	<b>808</b>
<b>Other contraventions</b>	<b>87</b>	<b>58</b>	<b>74</b>	<b>63</b>
<b>Other offences</b>	<b>99</b>	<b>151</b>	<b>112</b>	<b>147</b>
<b>Total</b>	<b>1,067</b>	<b>1,414</b>	<b>1,395</b>	<b>1,572</b>

\*Not available

**Table 1.15 - Reported number of juvenile victims<sup>1</sup> by type of offences<sup>2</sup>, Island of Mauritius, 2010 & 2011**

Number Offences	2010			2011		
	Male	Female	Total	Male	Female	Total
Murder	1	2	3	-	2	2
Infanticide	-	-		1	-	1
Attempt at murder	2	-	2	3	1	4
Assault and related offences	687	458	1,145	744	457	1,201
Sexual offences	21	276	297	29	260	289
Rape	-	18	18	-	16	16
Sodomy	8	15	23	16	13	29
Attempt upon chastity	8	100	108	8	91	99
Sexual intercourse with minor under 16; with mentally handicapped person; with specified	3	123	126	-	107	107
Sexual harrassment	-	1	1	-	1	1
Sollicits/importunes another person for immoral purpose	-	-		1	-	1
Causing child to be sexually abused; accessing to a brothel; and engaging in prostitution	2	19	21	4	32	36
Abandonment of Child	4	3	7	2	3	5
Sequestration	4	5	9	9	5	14
Child ill-treatment	3	9	12	10	11	21
Child trafficking	-	-		-	2	2
Exposing a child to harm	3	-	3	1	2	3
Abducting Child	-	4	4	2	17	19
Administering noxious substance	-	1	1	2	6	8
Demanding money or property by threat of false accusation	2	0	2	1	-	1
Criminal intimidation	-	1	1	-	-	-
Involuntary homicide e.g fatal accidents	1	1	2	4	2	6
Involuntary wounds and blows e.g accidents	17	12	29	33	13	46

<sup>1</sup>A person may be victim of one or more offence and/or an offence may involve one or more victim

<sup>2</sup>Include selected offences against persons and morality only



**Table 1.16 - Reported offences<sup>1</sup> (excluding contraventions) by status, Republic of Mauritius, 2009 - 2011**

Year	Brought forward from previous year	Reported during the year	Total	After investigation		Pending investigation
				Not taken to Court	Taken to Court	
2009	26,653	50,251	76,904	26,653	26,138	24,113
2010	24,113	46,743	70,856	24,892	25,943	20,021
2011	20,021	44,818	64,839	17,095	19,256	28,488

**Table 1.17 - Cases<sup>1</sup> (excluding contraventions) not taken to court after investigation by reason, Republic of Mauritius, 2009 - 2011**

Reasons for cases not taken to court after investigation	2009		2010		2011	
	Number	%	Number	%	Number	%
Civil cases (Police not involved)	164	0.6	174	0.7	129	0.8
Accused unknown	16,627	62.4	16,359	65.7	10,230	59.8
Accused run away/ Accused deceased	249	0.9	133	0.5	63	0.4
Insufficient evidence/ No further action	6,942	26.0	6,263	25.2	5,044	29.5
Other (trivial, false, no offence committed)	2,671	10.0	1,963	7.9	1,629	9.5
<b>Total</b>	<b>26,653</b>	<b>100.0</b>	<b>24,892</b>	<b>100.0</b>	<b>17,095</b>	<b>100.0</b>

<sup>1</sup> Figures exclude all contraventions and are, therefore, not comparable with figures published previously.

**Table 1.18 - Persons suspected, arrested and cautioned (excluding contraveners) according to United Nations classifications of offences, Republic of Mauritius, 2010 & 2011**

<b>Offences</b>	<b>2010</b>	<b>2011</b>
<b>Homicide and related offences</b>	<b>195</b>	<b>170</b>
Intentional homicide(committed)	125	111
Intentional homicide (attempted)	26	23
Non intentional homicide	44	36
<b>Assault and related offences</b>	<b>9,044</b>	<b>5,982</b>
<i>of which simple assault</i>	8,836	5,794
<b>Sexual offences</b>	<b>403</b>	<b>345</b>
<i>of which rape</i>	47	47
<b>Property offences</b>	<b>10,898</b>	<b>6,356</b>
Fraud and dishonesty	643	694
Embezzlement	388	410
Theft	8,481	4,250
Other property offences	1,386	1,002
<b>Drug offences</b>	<b>2,161</b>	<b>2,023</b>
Importation	33	27
Possession	1,558	1,324
Consumption	26	9
Dealing	395	464
Cultivation	145	145
Other	4	54
<b>Other offences</b>	<b>4,209</b>	<b>4,691</b>
<b>Total</b>	<b>26,910</b>	<b>19,567</b>

**Table 1.19 - Persons (excluding contraveners) prosecuted according to United Nations classifications of offences, Republic of Mauritius, 2010 & 2011**

<b>Offences</b>	<b>2010</b>	<b>2011</b>
<b>Homicide and related offences</b>	<b>92</b>	<b>121</b>
Intentional homicide(committed)	41	33
Intentional homicide (attempted)	7	2
Non intentional homicide	44	86
<b>Assault and related offences</b>	<b>8,549</b>	<b>4,862</b>
<i>of which simple assault</i>	8,397	4,733
<b>Sexual offences</b>	<b>109</b>	<b>266</b>
<i>of which rape</i>	12	21
<b>Property offences</b>	<b>6,431</b>	<b>4,650</b>
Fraud and dishonesty	261	314
Embezzlement	171	115
Theft	5,157	3,584
Other property offences	842	637
<b>Drug offences</b>	<b>1,950</b>	<b>1,770</b>
<b>Other offences</b>	<b>3,699</b>	<b>3,446</b>
<b>Total</b>	<b>20,830</b>	<b>15,115</b>

**Table 1.20 - Police stations and police force, Republic of Mauritius, 2008 - 2011**

Year	Police posts and stations <sup>1</sup>	Police force			Police force per 1,000 population
		Male	Female	Both sexes	
2008	112	11,128	667	11,795	9.3
2009	112	10,478	648	11,126	8.7
2010	112	10,305	733	11,038	8.6
2011	112	9,997	709	10,706	8.3

<sup>1</sup>include staff of the Special Mobile Force, National Coast Guard, National Security Service and Police Band

**Table 1.21 - Staff <sup>1</sup> of the Mauritius Police Force, Republic of Mauritius, 2010 & 2011**

Job Title	2010			2011		
	Male	Female	Total	Male	Female	Total
Commissioner / Deputy commissioner of Police	6	-	6	5	-	5
Director General NSS	1	-	1	1	-	1
Assistant Commissioner of Police	14	-	14	12	-	12
Superintendent of Police/Woman Police Superintendent	36	-	36	29	-	29
Asst/ Deputy Asst Superintendent of Police/Woman Asst Superintendent of Police	84	1	85	77	1	78
Chief Inspector of Police/Woman Police Chief Inspector	112	6	118	109	6	115
Inspector of Police/Woman Police Inspector	260	15	275	254	14	268
Cadet Officer	6	-	6	3	-	3
Sub Inspector of Police/Woman Sub Inspector of Police	37	7	44	75	7	82
Police Sergeant/Woman Police Sergeant	1,048	52	1,100	971	48	1,019
Police Corporal/Woman Police Corporal	789	22	811	942	22	964
Police Constable/Woman Police Constable/Trainee	7,853	630	8,483	7,460	611	8,071
Police Band	59	-	59	59	-	59
<b>Total</b>	<b>10,305</b>	<b>733</b>	<b>11,038</b>	<b>9,997</b>	<b>709</b>	<b>10,706</b>

<sup>1</sup> as at March

**Table 1.22 - Total expenditure of the Mauritius Police Force, Republic of Mauritius,  
2007/2008 - 2011**

Year	Total expenditure (Rs Mn)		Total expenditure of the Police Department as a percentage of total Government expenditure
	Police department	Government	
2007/2008	3,184	64,410	4.94
2008/2009	4,225	76,078	5.55
July - December 2009	2,674	40,321	6.63
January - December 2010	4,575	79,894	5.73
January - December 2011	5,308	87,816	6.04

Source: Annual Report of the Accountant General

**SECTION 2**

**JUDICIARY STATISTICS**

**Table 2.1 - Criminal cases in court, Republic of Mauritius, 2008 - 2011**

Number																	
Courts	2008				2009				2010				2011				
	Cases pending as at 1st January	Cases lodged	Cases disposed	Cases outstanding as at 31st December	Cases pending as at 1st January	Cases lodged	Cases disposed	Cases outstanding as at 31st December	Cases pending as at 1st January	Cases lodged	Cases disposed	Cases outstanding as at 31st December	Cases pending as at 1st January	Cases lodged	Cases disposed	Cases outstanding as at 31st December	
<b>Republic of Mauritius</b>	<b>34,380</b>	<b>105,206</b>	<b>101,821</b>	<b>31,603</b>	<b>31,603</b>	<b>107,198</b>	<b>102,428</b>	<b>28,342</b>	<b>28,342</b>	<b>110,533</b>	<b>106,670</b>	<b>24,771</b>	<b>24,771</b>	<b>106,601</b>	<b>104,922</b>	<b>24,699</b>	
<b>Island of Mauritius</b>	<b>33,929</b>	<b>102,174</b>	<b>100,206</b>	<b>29,735</b>	<b>29,735</b>	<b>104,296</b>	<b>98,535</b>	<b>27,465</b>	<b>27,465</b>	<b>108,398</b>	<b>103,864</b>	<b>24,565</b>	<b>24,565</b>	<b>104,710</b>	<b>102,697</b>	<b>24,535</b>	
Supreme Court	335	249	168	416	416	246	169	474	474	214	222	466	466	217	206	435	
<i>Appeal cases</i>	<i>275</i>	<i>225</i>	<i>120</i>	<i>380</i>	<i>380</i>	<i>221</i>	<i>145</i>	<i>459</i>	<i>459</i>	<i>178</i>	<i>202</i>	<i>435</i>	<i>435</i>	<i>200</i>	<i>180</i>	<i>423</i>	
<i>Other cases</i>	<i>60</i>	<i>24</i>	<i>48</i>	<i>36</i>	<i>36</i>	<i>25</i>	<i>24</i>	<i>15</i>	<i>15</i>	<i>36</i>	<i>20</i>	<i>31</i>	<i>31</i>	<i>17</i>	<i>26</i>	<i>12</i>	
Industrial Court	181	206	271	116	116	145	144	117	117	235	191	159	159	307	274	194	
Intermediate Court	1,230	1,400	1,445	1,185	1,185	1,586	1,360	1,411	1,411	1,961	1,568	1,804	1,804	1,743	1,628	1,385	
District Courts	32,183	100,319	98,322	28,018	28,018	102,319	96,862	25,463	25,463	105,988	101,883	22,136	22,136	102,443	100,589	22,521	
<b>Court of Rodrigues</b>	<b>451</b>	<b>3,032</b>	<b>1,615</b>	<b>1,868</b>	<b>1,868</b>	<b>2,902</b>	<b>3,893</b>	<b>877</b>	<b>877</b>	<b>2,135</b>	<b>2,806</b>	<b>206</b>	<b>206</b>	<b>1,891</b>	<b>2,225</b>	<b>164</b>	

**Table 2.2 - Convictions pronounced at the Judiciary according to United Nations classification of offences, Republic of Mauritius, 2008 - 2011**

Offences	2008	2009	2010	2011
<b>Homicide and related offences</b>	<b>61</b>	<b>53</b>	<b>61</b>	<b>79</b>
<i>Intentional Homicide (committed)</i>	<i>19</i>	<i>15</i>	<i>10</i>	<i>6</i>
Murder	9	4	8	5
Manslaughter	7	9	1	-
Abortion	1	-	-	1
Arson causing death	2	2	1	-
<i>Intentional Homicide (attempted)</i>	<i>*</i>	<i>*</i>	<i>*</i>	<i>1</i>
Attempt at murder	*	*	*	1
<i>Non Intentional Homicide</i>	<i>42</i>	<i>38</i>	<i>51</i>	<i>72</i>
Wounds and blows causing death without intention to kill	20	13	13	22
Involuntary homicide	22	25	38	50
<b>Assault and related offences</b>	<b>4,458</b>	<b>4,675</b>	<b>4,495</b>	<b>3,755</b>
Assault causing loss of eye and limbs	16	20	20	-
Assault causing sickness or incapacity for personal labour for > 20 days	106	89	139	66
Assault against member of the assembly or judicial officer or public functionary	168	209	177	189
Assault with aggravating circumstances (with corrosive substance, upon minors/mentally handicapped persons, etc.)	4	1	2	12
Assault with premeditation	17	16	15	42
Assault/wounds & blows	4,147	4,340	4,142	3,446
<b>Sexual offences</b>	<b>133</b>	<b>128</b>	<b>91</b>	<b>155</b>
Rape	2	17	7	4
Sodomy	12	17	10	18
Bestiality	-	1	-	5
Attempt upon chastity	32	19	26	22
Sexual intercourse with minor under 16	51	60	39	59
Incest (sexual intercourse with a specified person)	4	8	4	-
Sollicits/importunes another person for immoral purpose	*	*	*	22
Sexual offences other	32	6	5	25
<b>Property offences</b>	<b>4,370</b>	<b>5,584</b>	<b>5,481</b>	<b>6,032</b>
<i>Fraud and dishonesty</i>	<i>445</i>	<i>541</i>	<i>711</i>	<i>893</i>
Forgery	115	127	198	251
Forgery of passport/making use of forged passport	*	*	*	3
Making use of forged document	86	75	97	41
Counterfeiting/possession/uttering of counterfeit bank notes	8	20	16	22
Issuing cheque without provision	133	170	194	220
Swindling	89	142	194	192

**Table 2.2 (cont'd) - Convictions pronounced at the Judiciary according to United Nations classification of offences, Republic of Mauritius, 2008 - 2011**  
Number

Offences	2008	2009	2010	2011
<i>Fraud and dishonesty (cont'd)</i>				
Extortion	*	*	*	1
Impersonation	5	3	-	2
Swearing false affidavit	4	1	3	6
Giving false evidence	*	*	*	4
Demanding money or property by threat of false accusation	*	*	*	9
Fraud and dishonesty other	*	*	*	132
<i>Offences under Prevention of Corruption Act (POCA)</i>				
Bribery by Public Official	-	-	-	3
Bribery of Public Official	2	-	4	2
Other offences under POCA	3	3	5	5
<b>Embezzlement</b>	<b>106</b>	<b>132</b>	<b>136</b>	<b>167</b>
<b>Theft</b>	<b>2,678</b>	<b>3,522</b>	<b>3,367</b>	<b>3,811</b>
<b>Robbery</b>	<b>960</b>	<b>1,128</b>	<b>1,222</b>	<b>1,182</b>
Larceny with violence by night breaking	128	117	73	81
Larceny armed with offensive weapon	91	92	56	57
Larceny with aggravating circumstances	332	326	326	171
Larceny by two or more individuals	311	488	662	775
Larceny on public road	98	105	105	98
<b>Burglary</b>	<b>127</b>	<b>246</b>	<b>171</b>	<b>406</b>
Larceny by night breaking	127	246	171	160
Larceny by day breaking	*	*	*	49
Larceny scaling	*	*	*	197
<b>Other theft (excluding automobile theft)</b>	<b>1,591</b>	<b>2,148</b>	<b>1,974</b>	<b>2,223</b>
Larceny by person in receipt of wages	216	265	248	313
Simple larceny	1,325	1,829	1,716	1,455
Larceny other	50	54	10	349
Attempt at larceny	*	*	*	106
<b>Other property offences</b>	<b>1,141</b>	<b>1,389</b>	<b>1,267</b>	<b>1,161</b>
Arson	14	12	18	14
Damages to property	579	691	637	538
Receiving and possession of stolen property	548	686	612	609
<b>Drug offences</b>	<b>3,252</b>	<b>2,693</b>	<b>2,803</b>	<b>2,656</b>
<b>Road traffic contraventions<sup>1</sup></b>	<b>76,750</b>	<b>71,721</b>	<b>80,053</b>	<b>73,073</b>
<b>Other contraventions</b>	<b>442</b>	<b>560</b>	<b>469</b>	<b>312</b>
<b>Other offences</b>	<b>9,832</b>	<b>12,387</b>	<b>11,632</b>	<b>11,716</b>
<i>of which offences under:</i>				
<i>Environment Protection Act</i>	2,303	4,194	1,982	1,043
<i>Food Act and Public Health Act</i>	249	495	731	1,289
<i>Information and Communication Technology Act</i>	*	*	*	109
<b>Total</b>	<b>99,298</b>	<b>97,801</b>	<b>105,085</b>	<b>97,778</b>

<sup>1</sup> Figures on fixed penalty notice not included

\*Not available



**Table 2.3 - Convictions for drug offences by type of drugs, Republic of Mauritius, 2008 - 2011**

Number				
Drug offences	2008	2009	2010	2011
<b>Heroin</b>	<b>617</b>	<b>339</b>	<b>198</b>	<b>347</b>
Importation	28	17	12	8
Possession	575	306	178	333
Dealing	14	16	8	6
<b>Gandia</b>	<b>510</b>	<b>504</b>	<b>415</b>	<b>502</b>
Importation	33	1	1	13
Possession	473	495	405	475
Dealing	4	8	9	14
<b>Other drugs</b>	<b>2,125</b>	<b>1,850</b>	<b>2,190</b>	<b>1,807</b>
Importation	5	1	3	4
Possession	914	986	881	1,011
Consumption	356	237	341	299
Dealing	88	81	129	32
Other offences	762	545	836	461
<b>Total</b>	<b>3,252</b>	<b>2,693</b>	<b>2,803</b>	<b>2,656</b>

**Table 2.4 - Juvenile convictions pronounced according to United Nations classification of offences, Republic of Mauritius, 2008 - 2011**

Number				
Offences	2008	2009	2010	2011
<b>Homicide and related offences</b>	<b>4</b>	<b>-</b>	<b>-</b>	<b>-</b>
Non intentional homicide	4	-	-	-
<b>Assault and related offences</b>	<b>6</b>	<b>15</b>	<b>34</b>	<b>35</b>
<i>of which simple assault</i>	6	13	34	35
<b>Sexual Offences</b>	<b>8</b>	<b>6</b>	<b>2</b>	<b>3</b>
<i>of which rape/sodomy</i>	1	3	-	3
<i>attempt upon chastity</i>	1	2	1	-
<b>Property offences</b>	<b>39</b>	<b>70</b>	<b>64</b>	<b>51</b>
<i>Fraud and dishonesty</i>	4	-	-	1
<i>Theft</i>	27	69	56	42
Robbery	10	30	32	14
Burglary	3	10	-	12
Other theft (excluding automobile theft)	14	29	24	16
<i>Other property offences</i>	8	1	8	8
<b>Drug offences</b>	<b>4</b>	<b>5</b>	<b>4</b>	<b>13</b>
<b>Road traffic contraventions</b>	<b>4</b>	<b>12</b>	<b>42</b>	<b>116</b>
<b>Other contraventions (disturbance)</b>	<b>-</b>	<b>2</b>	<b>1</b>	<b>-</b>
<b>Other offences</b>	<b>32</b>	<b>27</b>	<b>54</b>	<b>81</b>
<b>Total</b>	<b>97</b>	<b>137</b>	<b>201</b>	<b>299</b>

**Table 2.5 - Convictions pronounced involving adults and juveniles by outcome of judgement, Republic of Mauritius, 2008 - 2011**

Number												
Outcome of judgement	2008			2009			2010			2011		
	Adult	Juvenile	Total	Adult	Juvenile	Total	Adult	Juvenile	Total	Adult	Juvenile	Total
Imprisonment	2,386	-	2,386	2,942	-	2,942	3,314	-	3,314	3,407	-	3,407
Detention at RYC & CYC <sup>1</sup>	-	40	40	-	36	36	-	25	25	-	54	54
Fine <sup>2</sup>	94,967	22	94,989	92,514	57	92,571	99,559	134	99,693	91,872	217	92,089
Other <sup>3</sup>	1,848	35	1,883	2,208	44	2,252	2,011	42	2,053	2,200	28	2,228
<b>Total</b>	<b>99,201</b>	<b>97</b>	<b>99,298</b>	<b>97,664</b>	<b>137</b>	<b>97,801</b>	<b>104,884</b>	<b>201</b>	<b>105,085</b>	<b>97,479</b>	<b>299</b>	<b>97,778</b>

<sup>1</sup>Rehabilitation and Correctional Youth Centres

<sup>2</sup> Excluding fine paid under Fixed penalty notice

<sup>3</sup>Includes probation orders, community service orders, conditional and absolute discharges

- Not applicable

**Table 2.6 - Court rooms by type of court, Republic of Mauritius, 2008 - 2011**

Number				
Court	2008	2009	2010	2011
Supreme Court	9	9	9	9
Family Court	-	2	2	2
Commercial Court	-	2	2	2
Intermediate Court	10	10	12	12
Industrial Court	2	2	2	2
Bail & Remand Court	1	1	1	1
District Courts	20	20	21	21
Court of Rodrigues	1	1	1	1
<b>Total</b>	<b>43</b>	<b>47</b>	<b>50</b>	<b>50</b>

**Table 2.7 - Staff of the Judiciary, Republic of Mauritius, 2010 & 2011**

Number						
	2010			2011		
Job Title	Male	Female	Total	Male	Female	Total
Chief Justice	1	-	1	1	-	1
Senior Puisne Judge/Puisne Judge	9	7	16	11	8	19
Master & Registrar	-	1	1	1	-	1
Deputy Master and Registrar	1	-	1	1	-	1
President/Vice President	3	3	6	1	5	6
Senior Magistrate/Magistrate	18	27	45	17	24	41
Secretary to Chief Justice	1	-	1	1	-	1
Chief Registrar	-	-	-	1	-	1
Senior Registrar/Regional Court Administrator	3	-	3	6	-	6
Adviser	3	-	3	3	-	3
Chief Court Officer/Court Manager	20	-	20	22	-	22
Principal Court Officer	29	-	29	31	-	31
Senior Court Officer/Court Officer	61	80	141	56	86	142
Chief/Principal Court Usher	10	-	10	10	-	10
Senior Court Usher/Court Usher	56	5	61	56	5	61
Senior Law Librarian/Law Librarian	-	1	1	-	1	1
Senior Law Library/Law Library Officer/Assistant	-	7	7	-	7	7
Senior Transcriber	-	1	1	-	1	1
Audio Typist/Transcriber	-	8	8	-	7	7
<b>Total</b>	<b>215</b>	<b>140</b>	<b>355</b>	<b>218</b>	<b>144</b>	<b>362</b>

**Table 2.8 - Total expenditure of the Judiciary, Republic of Mauritius, 2007/2008 - 2011**

Year	Total expenditure (Rs Mn)		Total expenditure of the Judiciary as a percentage of total Government expenditure
	Judiciary	Government	
2007/2008	196	64,410	0.30
2008/2009	285	76,078	0.37
July to December 2009	166	40,321	0.41
January to December 2010	333	79,894	0.42
January to December 2011	411	87,816	0.47

Source: Annual Report of the Accountant General

**SECTION 3**

**PRISON AND DETENTION  
STATISTICS**

**Table 3.1 - Daily average number of detainees<sup>1</sup>, Republic of Mauritius, 2008 - 2011**

<b>Number</b>				
<b>Detainees</b>	<b>2008</b>	<b>2009</b>	<b>2010</b>	<b>2011</b>
<b>Daily average</b>	<b>2,161</b>	<b>2,279</b>	<b>2,400</b>	<b>2,615</b>
Convicts	1,520	1,566	1,590	1,665
Remand and trials	640	712	810	950
Civil debtors	1	1	-	-
<b>Imprisonment rate<sup>2</sup></b>	<b>170</b>	<b>179</b>	<b>186</b>	<b>203</b>

<sup>1</sup>Include detainees in Correctional Youth Centre (CYC) & exclude those in Rehabilitation Youth Centre (RYC)

<sup>2</sup>Rate per population

**Table 3.2 - Prison occupancy level, Republic of Mauritius, 2011**

<b>Prisons</b>	<b>Capacity (Number of beds)</b>	<b>Daily average number of detainees</b>	<b>Daily average occupancy level (%)</b>
Beau - Bassin	1,034	1,370	132.5
New Wing	282	300	106.4
Riche-Lieu open prison	166	83	50.0
Grand River North West	249	349	140.2
Phoenix	24	13	54.2
Petit-Verger	228	270	118.4
Woman Prison , Beau - Bassin	118	148	125.4
Correctional Youth Centre	43	29	67.4
Rodrigues prison	74	38	51.4
<b>Total</b>	<b>2,218</b>	<b>2,600</b>	<b>117.2</b>

**Table 3.3 - Convicts admission rate by age-group, Republic of Mauritius, 2008 - 2011**

Age - group (years)	2008		2009		2010		2011	
	Number	Rate <sup>1</sup>	Number	Rate <sup>1</sup>	Number	Rate <sup>1</sup>	Number	Rate <sup>1</sup>
14 - 17	4	4.6	24	27.6	24	28.4	18	21.9
18 - 21	249	313.9	252	305.0	278	324.6	216	247.2
22 - 25	476	631.8	520	703.5	484	653.9	257	339.3
26 - 30	791	699.0	963	873.0	1,042	978.1	1,068	1,060.4
31 - 35	578	592.6	748	729.4	702	665.2	787	720.6
36 - 50	947	331.1	1,020	358.1	1,042	364.5	1,055	367.9
Over 50	142	54.1	187	68.7	178	63.1	126	43.0
<b>Total</b>	<b>3,187</b>	<b>318.3</b>	<b>3,714</b>	<b>366.5</b>	<b>3,750</b>	<b>366.2</b>	<b>3,527</b>	<b>340.9</b>

<sup>1</sup>Rate per 100,000 population

**Table 3.4 - Convicts admitted to prisons according to United Nations classification of offences, Republic of Mauritius, 2008 - 2011**

Number				
Offences	2008	2009	2010	2011
<b>Homicide and related offences</b>	<b>26</b>	<b>25</b>	<b>26</b>	<b>21</b>
<i>Intentional homicide</i>	17	9	7	5
Murder	8	4	5	2
Manslaughter	9	5	2	3
<i>Non intentional homicide</i>	9	16	19	16
Wounds & blows causing death without intention to kill	9	16	19	16
<b>Assault and related offences</b>	<b>217</b>	<b>209</b>	<b>262</b>	<b>224</b>
Assault a public functionary	-	1	1	-
Assault with aggravating circumstances	3	-	1	-
Assault with a corrosive substance	-	-	-	1
Assault with premeditation	-	-	-	1
Wounds and blows	60	34	53	57
Assault	154	174	207	165
<b>Sexual offences</b>	<b>47</b>	<b>49</b>	<b>43</b>	<b>50</b>
Rape	6	5	6	6
Sodomy	7	11	4	5
Sexual intercourse with specified person	4	3	3	2
Sexual intercourse with minor under 16	11	16	14	20
Attempt upon chastity	16	13	16	16
Causing/allowing a child to be sexually abused:accessing to brothel:engaging in prostitution	3	1	-	1
<b>Property offences</b>	<b>1,975</b>	<b>2,603</b>	<b>2,415</b>	<b>2,067</b>
<i>Fraud, dishonesty and embezzlement</i>	643	886	817	733
Forgery	-	1	1	1
Issuing cheques without provision	-	2	1	1
Swindling	1	2	2	2
Embezzlement and related offences	642	881	813	729

**Tab 3.4 (cont'd) - Convicts admitted to prisons according to United Nations classifications of offences, Republic of Mauritius, 2008 - 2011**

<b>Number</b>				
<b>Offences</b>	<b>2008</b>	<b>2009</b>	<b>2010</b>	<b>2011</b>
<i>Theft</i>	<b>1,330</b>	<b>1,713</b>	<b>1,590</b>	<b>1,291</b>
<i>Robbery</i>	<b>428</b>	536	469	470
Larceny with violence	75	78	51	81
Larceny armed with offensive weapon	42	46	48	54
Larceny two in number	306	405	367	334
Larceny with aggravated circumstances	1	2	-	1
Larceny with recidivism	-	2	-	-
Larceny on public road	4	3	3	-
<i>Burglary</i>	<b>126</b>	<b>160</b>	<b>128</b>	<b>144</b>
Larceny night breaking	58	82	59	61
Larceny breaking	68	76	69	83
Larceny scaling	-	2	-	-
<i>Other theft</i>	<b>776</b>	<b>1,017</b>	<b>993</b>	<b>677</b>
Larceny by persons on wages	1	-	3	3
Larceny with averment of persistent offender	*	1	-	-
Larceny & possession of stolen property	72	96	114	74
Simple Larceny	634	829	804	537
Attempt at larceny	69	91	72	63
<i>Other property offences</i>	<b>2</b>	<b>4</b>	<b>8</b>	<b>43</b>
Arson	2	3	3	8
Damaging property by band	-	-	1	28
Possession of stolen property	-	1	4	7
<b>Drug related offences</b>	<b>788</b>	<b>687</b>	<b>653</b>	<b>581</b>
<b>Other offences</b>	<b>134</b>	<b>141</b>	<b>351</b>	<b>584</b>
of which drunkenness and disorder	73	79	87	232
<b>Total</b>	<b>3,187</b>	<b>3,714</b>	<b>3,750</b>	<b>3,527</b>



**Table 3.5 - Convicts admitted for drug offences by type of drugs, Republic of Mauritius, 2009 - 2011**

<b>Number</b>			
<b>Drug offences</b>	<b>2009</b>	<b>2010</b>	<b>2011</b>
<b>Heroin</b>	<b>173</b>	<b>118</b>	<b>108</b>
Importation	6	5	8
Dealing	9	10	11
Possession	151	99	84
Consumption	6	4	5
Other	1	-	-
<b>Gandia</b>	<b>71</b>	<b>122</b>	<b>119</b>
Importation	2	1	5
Cultivation	11	16	21
Dealing	4	7	4
Possession	53	97	88
Consumption	1	1	1
Other	-	-	-
<b>Other drugs (incl. psychotropic)</b>	<b>443</b>	<b>413</b>	<b>354</b>
Importation	-	1	-
Dealing	129	67	47
Possession	313	337	299
Other	1	8	8
<b>Total</b>	<b>687</b>	<b>653</b>	<b>581</b>

**Table 3.6 - Adults convicts admitted by number of previous imprisonment, Republic of Mauritius, 2008 - 2011**

Number	2008			2009			2010			2011		
	Male	Female	Total	Male	Female	Total	Male	Female	Total	Male	Female	Total
No previous	597	53	650	541	65	606	524	50	574	208	67	275
One	520	12	532	464	15	479	491	23	514	249	20	269
Two or more	1,963	38	2,001	2,562	43	2,605	2,596	42	2,638	2,926	39	2,965
<b>Total</b>	<b>3,080</b>	<b>103</b>	<b>3,183</b>	<b>3,567</b>	<b>123</b>	<b>3,690</b>	<b>3,611</b>	<b>115</b>	<b>3,726</b>	<b>3,383</b>	<b>126</b>	<b>3,509</b>

**Table 3.7 - Convicts admitted to prisons by length of sentence, Republic of Mauritius, 2008 - 2011**

Number	2008	2009	2010	2011
< 1 month	547	907	930	931
1 - 3 months	615	579	495	391
4 - 6 months	248	303	313	328
7 - 18 months	228	277	249	311
19 months to less than 2 years	86	79	81	93
Two years and over	196	175	230	255
Life sentence	-	-	-	-
Undefined (fine defaulters <sup>1</sup> )	1,267	1,394	1,452	1,218
<b>Total</b>	<b>3,187</b>	<b>3,714</b>	<b>3,750</b>	<b>3,527</b>

<sup>1</sup>Fine defaulters are convicts sentenced to imprisonment for non-payment of fines; they either stay in prison according to the amount owed or are released as soon as they pay the fines.

**Table 3.8 - Fine defaulters admitted to prisons by amount of fine due, Republic of Mauritius, 2008 - 2011**

<b>Number</b>				
<b>Amount of fine (Rs)</b>	<b>2008</b>	<b>2009</b>	<b>2010</b>	<b>2011</b>
< 1,001	289	286	224	143
1,001 - 5,000	687	707	822	614
5,001 -10,000	163	221	212	203
10,001 - 20,000	68	90	87	92
20,001 - 25,000	32	40	16	14
25,001 - 60,000	10	18	42	74
60,001 & over	18	32	49	78
<b>Total</b>	<b>1,267</b>	<b>1,394</b>	<b>1,452</b>	<b>1,218</b>

**Table 3.9 - Fine defaulters admitted to prisons by offences, Republic of Mauritius, 2010 & 2011**

<b>Number</b>		
<b>Offences</b>	<b>2010</b>	<b>2011</b>
<b>Non Intentional Homicide</b>	-	1
<b>Assault and related offences</b>	<b>147</b>	<b>121</b>
Serious assaults	9	11
Simple assault/ wounds and blows	138	110
<b>Sexual offences</b>	<b>3</b>	<b>3</b>
Soliciting for immoral act	3	3
<b>Fraud and dishonesty</b>	<b>18</b>	<b>16</b>
Forgery and making use of forged document/ passport	8	6
Issuing cheque without provision	1	3
Swindling	3	-
Other fraud	6	3
Embezzlement	-	4
<b>Theft</b>	<b>216</b>	<b>174</b>
Robbery	29	8
Burglary	6	-
Other theft	181	166
<b>Drug offences</b>	<b>387</b>	<b>363</b>
Drug dealing	19	10
Possession of drugs	361	341
Selling dangerous drug for personal consumption	6	7
Smoking cannabis	1	5
<b>Road traffic contraventions</b>	<b>225</b>	<b>241</b>
<b>Other offences</b>	<b>456</b>	<b>299</b>
of which drunkenness and disorder	75	86
<b>Total</b>	<b>1,452</b>	<b>1,218</b>

**Table 3.10 - Juvenile detainees in Correctional Youth Centre, Republic of Mauritius, 2008 - 2011**

<b>Number</b>				
<b>Detainees</b>	<b>2008</b>	<b>2009</b>	<b>2010</b>	<b>2011</b>
<b>Daily average</b>	<b>18</b>	<b>24</b>	<b>24</b>	<b>25</b>
Convicts	2	7	6	5
Remand	16	17	18	20
<b>Admission</b>	<b>138</b>	<b>162</b>	<b>153</b>	<b>167</b>
Convicts	4	24	24	18
Remand	134	138	129	149

**Table 3.11 - Juvenile convicts admitted to Correctional Youth Centre by type of offences, Republic of Mauritius, 2008 - 2011**

<b>Number</b>				
<b>Offences</b>	<b>2008</b>	<b>2009</b>	<b>2010</b>	<b>2011</b>
Assault and related offences	2	-	1	1
Sexual offences	2	3	1	1
<i>of which rape</i>	-	1	-	-
Theft	-	17	14	14
Other	-	4	8	2
<b>Total</b>	<b>4</b>	<b>24</b>	<b>24</b>	<b>18</b>

**Table 3.12 - Juvenile detainees admitted to Rehabilitation Youth Centre, Republic of Mauritius, 2008 - 2011**

Number												
Detainees	2008			2009			2010			2011		
	Male	Female	Total	Male	Female	Total	Male	Female	Total	Male	Female	Total
Convicts	15	11	26	5	8	13	6	10	16	9	21	30
Remand	76	52	128	53	34	87	48	56	104	71	60	131
<b>Total</b>	<b>91</b>	<b>63</b>	<b>154</b>	<b>58</b>	<b>42</b>	<b>100</b>	<b>54</b>	<b>66</b>	<b>120</b>	<b>80</b>	<b>81</b>	<b>161</b>

**Table 3.13 - Juvenile convicts admitted to Rehabilitation Youth Centre by type of cases, Republic of Mauritius, 2008 - 2011**

Number												
Offences	2008			2009			2010			2011		
	Male	Female	Total	Male	Female	Total	Male	Female	Total	Male	Female	Total
Assault and related offences	1	-	1	-	-	-	-	-	-	-	-	-
Sexual offences	1	-	1	1	-	1	1	-	1	2	-	2
Theft	3	1	4	1	-	1	1	1	2	1	1	2
Children /juveniles beyond control	8	9	17	1	6	7	4	9	13	4	19	23
Other	2	1	3	2	2	4	-	-	-	2	1	3
<b>Total</b>	<b>15</b>	<b>11</b>	<b>26</b>	<b>5</b>	<b>8</b>	<b>13</b>	<b>6</b>	<b>10</b>	<b>16</b>	<b>9</b>	<b>21</b>	<b>30</b>

**Table 3.14 - Staff of the Mauritius Prisons Services, Island of Mauritius, 2010 & 2011**

Number						
	2010			2011		
	Male	Female	Total	Male	Female	Total
Commissioner of Prisons/Deputy Commissioner of Prisons	4	-	4	4	-	4
Assistant Commissioner of Prisons	3	1	4	3	1	4
Senior Superintendent /Superintendent of Prisons	15	1	16	14	1	15
Assistant Superintendent of Prisons	22	2	24	22	2	24
Principal Prisons Officer	103	6	109	112	6	118
Prisons Officer	695	55	750	723	58	781
Senior Officer Cadet	5	-	5	5	-	5
Chief/Senior/Principal/Prisons Welfare Officer	12	1	13	12	1	13
<b>Total</b>	<b>859</b>	<b>66</b>	<b>925</b>	<b>895</b>	<b>69</b>	<b>964</b>

**Table 3.15 - Staff of the Rehabilitation Youth Centre, Island of Mauritius, 2011**

Number	2011		
	Male	Female	Total
Chief Rehabilitation Officer	1	1	2
Principal Rehabilitation Officer	4	2	6
Senior Rehabilitation Officer	6	2	8
Rehabilitation Officer	18	14	32
<b>Total</b>	<b>29</b>	<b>19</b>	<b>48</b>

**Table 3.16 - Total expenditure of the prisons, Island of Mauritius,  
2007/2008 - 2011**

Year	Total expenditure (Rs Mn)		Total expenditure of the prisons as a percentage of total Government
	Prisons	Government	
2007/2008	314	64,410	0.49
2008/2009 <sup>1</sup>	408	76,078	0.54
July - December 2009	245	40,321	0.61
January - December 2010	654	79,894	0.82
January - December 2011	822	87,816	0.94

<sup>1</sup>Revised

**SECTION 4**

**PROBATION STATISTICS**



**Table 4.1 - Offenders sentenced with probation orders, Republic of Mauritius, 2008 - 2011**

Number

Offenders	2008			2009			2010			2011		
	Male	Female	Total	Male	Female	Total	Male	Female	Total	Male	Female	Total
Adult	273	45	318	417	80	497	320	70	390	254	31	285
Juvenile	44	3	47	77	3	80	85	8	93	52	1	53
<b>Total</b>	<b>317</b>	<b>48</b>	<b>365</b>	<b>494</b>	<b>83</b>	<b>577</b>	<b>405</b>	<b>78</b>	<b>483</b>	<b>306</b>	<b>32</b>	<b>338</b>

**Table 4.2 - Offenders sentenced with probation orders according to United Nations classification of offences, Republic of Mauritius, 2008 - 2011**

<b>Number</b>				
<b>Offences</b>	<b>2008</b>	<b>2009</b>	<b>2010</b>	<b>2011</b>
<b>Assault and related offences</b>	<b>47</b>	<b>111</b>	<b>79</b>	<b>46</b>
Wounds and blows	4	56	43	11
Assault	43	55	36	35
<b>Sexual offences</b>	<b>10</b>	<b>7</b>	<b>10</b>	<b>4</b>
Sodomy	1	-	-	-
Sexual intercourse with minor under 16	9	4	7	1
Attempt upon chastity	-	3	3	3
<b>Property offences</b>	<b>262</b>	<b>385</b>	<b>341</b>	<b>246</b>
<b><i>Fraud and dishonesty</i></b>	<b>24</b>	<b>36</b>	<b>26</b>	<b>11</b>
Making use of forged documents	-	3	4	4
Possession of counterfeit bank notes	1	2	-	-
Issuing cheque without provision	5	14	9	4
Swindling	5	1	3	1
False and malicious denunciation in writing	-	5	4	-
Embezzlement	13	11	6	2
<b><i>Theft</i></b>	<b>191</b>	<b>305</b>	<b>281</b>	<b>203</b>
<b>Robbery</b>	<b>57</b>	<b>113</b>	<b>114</b>	<b>90</b>
Larceny armed with offensive weapon	-	2	2	2
Larceny with aggravating circumstances	5	13	24	12
Larceny two in number	22	46	15	42
Larceny more than two in number	30	49	71	33
Larceny on public road	-	3	2	1
<b>Burglary</b>	<b>15</b>	<b>25</b>	<b>21</b>	<b>15</b>
Larceny night breaking	4	10	9	5
Larceny breaking	4	-	-	-
Larceny with false key	-	2	1	1
Larceny scaling	7	13	11	9
<b>Other theft</b>	<b>119</b>	<b>167</b>	<b>146</b>	<b>98</b>
Larceny by person in receipt of wages	40	65	56	47
Larceny simple	65	89	78	44
Larceny praedial	4	-	5	2
Attempt at larceny	10	13	7	5
<b>Other property offences</b>	<b>47</b>	<b>44</b>	<b>34</b>	<b>32</b>
Receiving/possession of stolen property	47	43	32	31
Arson	-	1	2	1
<b>Drug related offences</b>	<b>4</b>	<b>3</b>	<b>3</b>	<b>1</b>
Possession of drugs and articles	4	3	3	1
<b>Other offences</b>	<b>42</b>	<b>71</b>	<b>50</b>	<b>41</b>
<b>Total</b>	<b>365</b>	<b>577</b>	<b>483</b>	<b>338</b>

**Table 4.3 - Offenders subjected to community service work, Republic of Mauritius, 2008 - 2011**

<b>Number</b>				
<b>Offenders</b>	<b>2008</b>	<b>2009</b>	<b>2010</b>	<b>2011</b>
Male	275	238	317	331
Female	20	36	34	36
<b>Total</b>	<b>295</b>	<b>274</b>	<b>351</b>	<b>367</b>

**Table 4.4 - Staff of the Probation and After-care Service, Republic of Mauritius, 2010 & 2011**

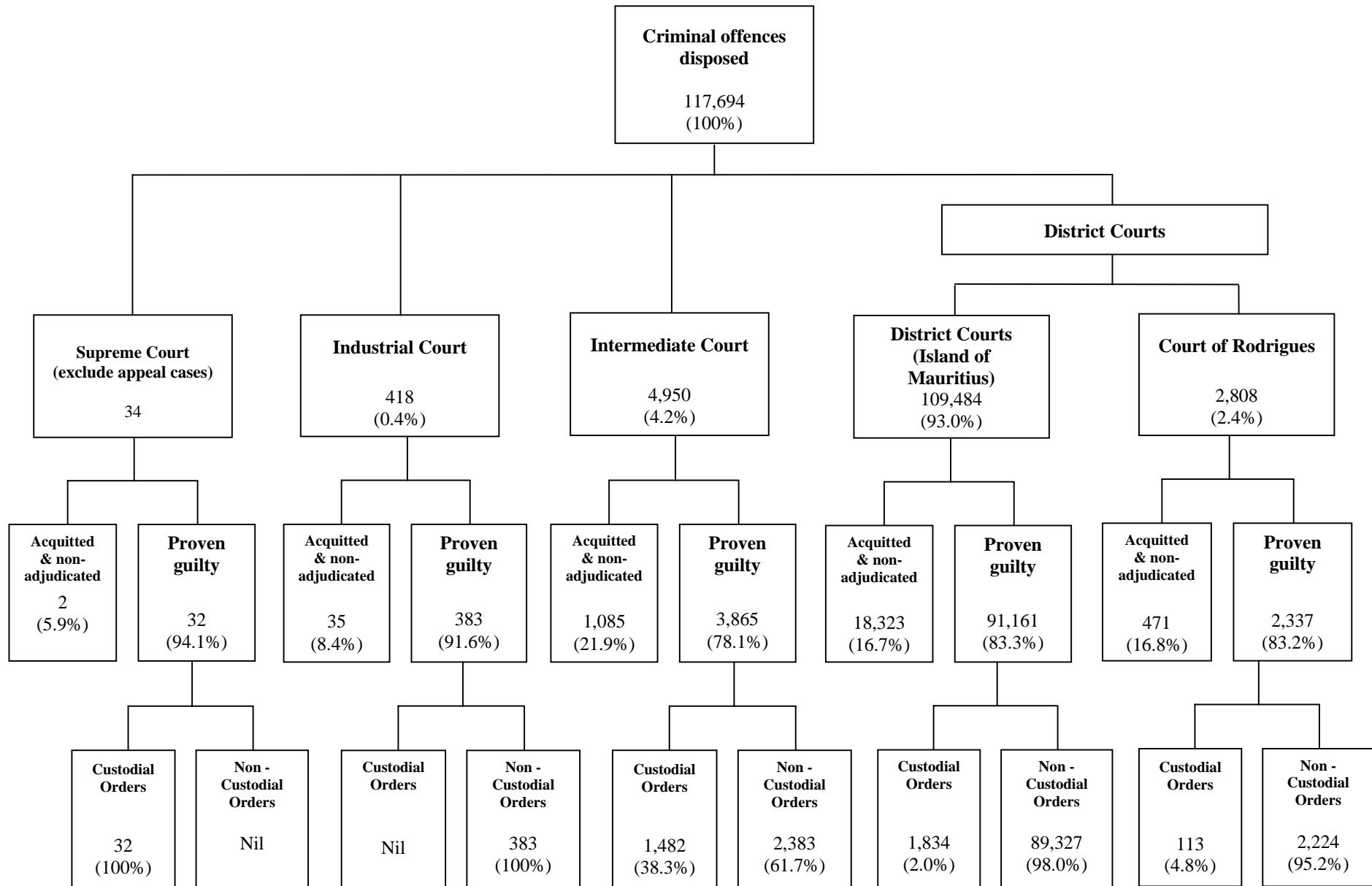
<b>Job title</b>	<b>2010</b>			<b>2011</b>		
	<b>Male</b>	<b>Female</b>	<b>Total</b>	<b>Male</b>	<b>Female</b>	<b>Total</b>
Commissioner/Deputy Commissioner of Probation	2	-	2	2	-	2
Assistant Commissioner	1	2	3	1	2	3
Principal Probation Officer	7	5	12	7	5	12
Senior Probation Officer	10	8	18	10	8	18
Probation Officer	6	23	29	6	28	34
Psychologist	-	2	2	-	1	1
<b>Total</b>	<b>26</b>	<b>40</b>	<b>66</b>	<b>26</b>	<b>44</b>	<b>70</b>

**Table 4.5 - Total expenditure of the Probation and After-care Service, Republic of Mauritius, 2007/2008 - 2011**

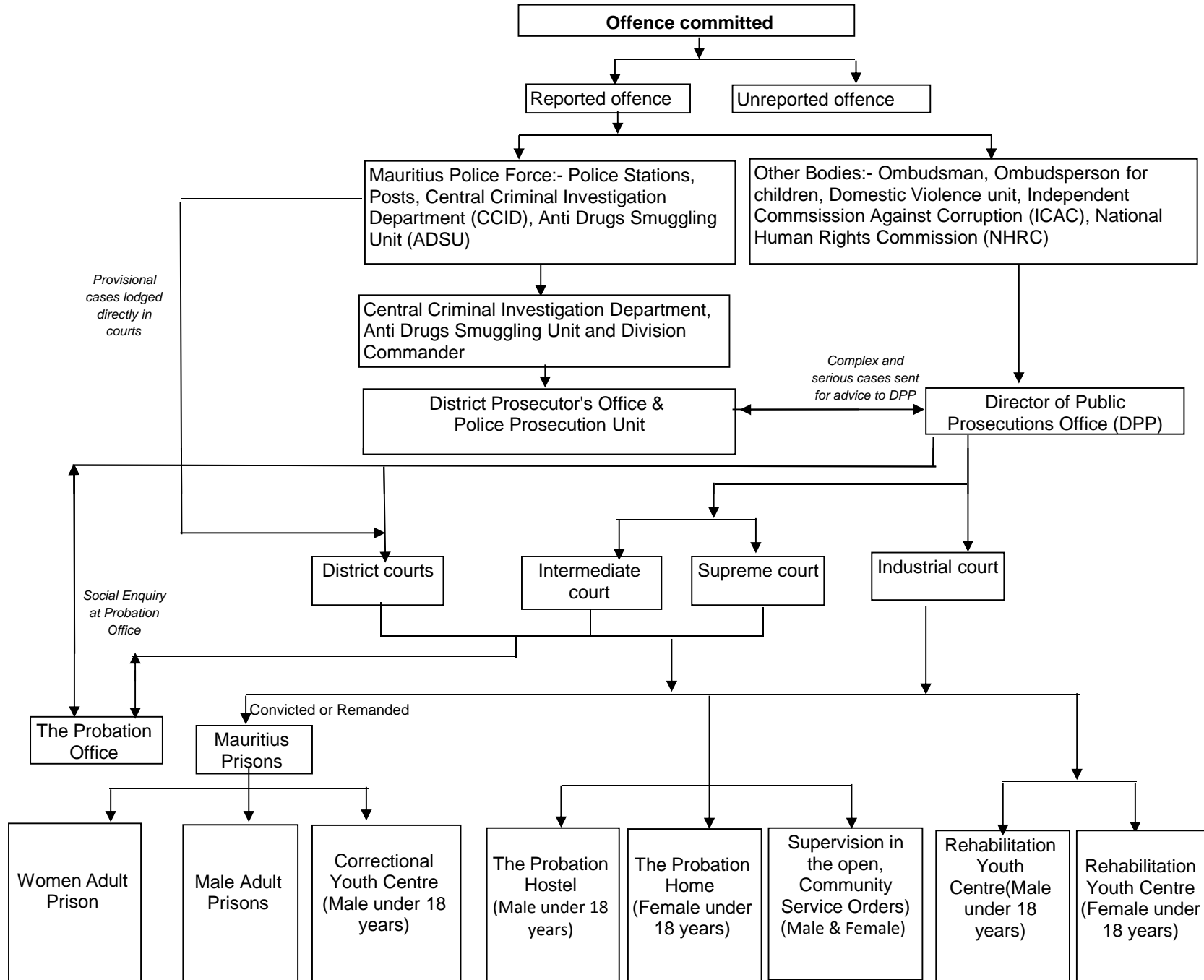
<b>Year</b>	<b>Total expenditure (Rs Mn)</b>		<b>Total expenditure of the probation as a percentage of total Government expenditure</b>
	<b>Probation</b>	<b>Government</b>	
2007/2008	22	64,410	0.03
2008/2009	24	76,078	0.03
January to December 2010	43	79,894	0.05
January to December 2011	45	87,816	0.05

# **ANNEX**

**Summary of criminal offences disposed, Republic of Mauritius, 2011**



# The National Criminal Chart, Republic of Mauritius



## GLOSSARY

1. **Absolute discharge** is complete and unconditional release.
2. **Admission rate** is defined as the number of people admitted to prison in a given year per 100,000 mid-year population.
3. **Assault** is defined as physical attack against the body of another person.
4. **Acquitted** means dismissed.
5. **Burglary** is defined as unlawful entry into someone else's premises with the intention to commit a theft.
6. **Community Service Order** is a sentence requiring an offender to perform unpaid community work.
7. **Conditional discharge** is a sentence whereby an offender is released under certain conditions, e.g., regular reporting to police stations for a specified period of time.
8. **Contraventions (least serious offences)** are defined as offences that are punishable by:
  - (a) imprisonment for a term not exceeding 10 days;
  - (b) fine not exceeding 5,000 rupees.
9. **Crimes (most serious offences)** are defined as offences that are punishable by:
  - (a) penal servitude;
  - (b) fine exceeding 5,000 rupees.
10. **Criminal case** is a case dealing with an offender indicted for a public offence.
11. **Detainee** is referred to as any person confined to prison and is classified as follows:
  - (a) Convict: person sentenced to imprisonment.
  - (b) Person on remand and trial: person charged for an offence with a court of law and awaiting judgment.
12. **Drug offences** are as spelt out under the Dangerous Drug Act 2000. They relate mainly to drugs like ganja, heroin, hashish, opium, cocaine and other psychotropic substances.
13. **Embezzlement** is defined as the wrongful appropriation of another person's property

that is already in the possession of the person doing the appropriating.

14. **Fine defaulters** are convicts sentenced to imprisonment for non-payment of fines; they either stay in prison for a specified period or are released as soon as they pay the fines.
15. **Fraud** is defined as the acquisition of another person's property by deception.
16. **Intentional homicide** is defined as death deliberately inflicted on a person by another person, including infanticide and abortion.
17. **Juvenile** is defined as person aged below 18 years.
18. **Juvenile delinquency rate** is defined as the number of juvenile offenders involved in offences (excluding contraventions) per 1,000 juvenile population.
19. **Misdemeanours (less serious offences)** are defined as offences that are punishable by:
  - (a) imprisonment for a term exceeding 10 days;
  - (b) fine exceeding 5,000 rupees.
20. **Non-adjudicated** is the formal withdrawal of charge(s) by the Police, Director of Public Prosecutions or Attorney-General or by the courts; it includes nolle prosequi and struck out.
21. **Property offence** includes theft, fraud, embezzlement, damage to property, and illegal possession of property and stolen goods.
22. **Prison occupancy level** is defined as the prison population divided by the prison capacity (number of beds).
23. **Probation order** is a sentence whereby an offender is placed under the supervision of a probation officer for a period not less than one nor more than three years.
24. **Robbery** is defined as the theft of property from a person, overcoming resistance by force or threat of force.
25. **Sexual offence** is defined as sexual intercourse or assault without valid consent.
26. **Theft** is defined as the removal of property without the property owner's consent.
27. **Victim** is referred to as a person who has been affected by an unlawful offence committed by another person.