

**DIGEST OF
BUSINESS ACTIVITY STATISTICS**

FINANCIAL YEAR 2007/2008

Business Activity Statistics – Financial Year 2007/2008

Foreword

This is the eleventh issue of a regular publication of the Central Statistics Office on business activity statistics.

Data refer to business activities undertaken in the island of Mauritius, which are either licensed with the local authorities (municipalities and district councils) or registered with the appropriate organisations such as the Medical Council, the Ministry of Education, Culture and Human Resources, the National Transport Authority, etc. However, all agricultural related activities, except those in the manufacture of food products, are not covered.

The business activities have been coded according to the National Standard Industrial Classification of All Economic Activities (NSIC) which is an adapted version of the International Standard Industrial Classification of All Economic Activities (ISIC) Rev. 3, 1990.

It is hoped that this report will be of valuable help to the public in general and to planners and policy makers in particular.

The co-operation and assistance of the local authorities, professional councils and other organisations are gratefully acknowledged.

(H. BUNDHOO)
Director of Statistics

Central Statistics Office
Ministry of Finance and Economic Empowerment
Port Louis
April 2009

CONTENTS

LIST OF TABLES

			Page
Table	1.1	- Evolution of licences between July 2007 and June 2008	11
	1.2a	- Licences by activity as at June 2007 and 2008 - Manufacturing	12
	1.2b	- Licences by activity as at June 2007 and 2008 - Electricity, Gas and Water Supply	13
	1.2c	- Licences by activity as at June 2007 and 2008 - Construction	13
	1.2d	- Licences by activity as at June 2007 and 2008 - Hotels and Restaurants	13
	1.2e	- Licences by activity as at June 2007 and 2008 - Wholesale and retail trade; Repair of motor vehicles, motorcycles and personal and household goods	14
	1.2f	- Licences by activity as at June 2007 and 2008 - Transport, storage and communications	15
	1.2g	- Licences by activity as at June 2007 and 2008 - Financial intermediation; Real estate & business activities	16
	1.2h	- Licences by activity as at June 2007 and 2008 - Education; Health and Social work; Community, social and personal service activities	17
	2	- Registrations by activity and district as at June 2008	18
	3.1	- Licences and registrations by activity as at June 2007 and 2008	19
	3.2a	- Licences and registrations by activity as at June 2008 - Manufacturing	21
	3.2b	- Licences and registrations by activity as at June 2008 - Electricity, Gas and Water Supply	22
	3.2c	- Licences and registrations by activity as at June 2008 - Construction	22
	3.2d	- Licences and registrations by activity as at June 2008 - Hotels and Restaurants	22

3.2e	-	Licences and registrations by activity as at June 2008 - Wholesale and retail trade; Repair of motor vehicles, motorcycles and personal and household goods	23
3.2f	-	Licences and registrations by activity as at June 2008 - Transport, storage and communications	24
3.2g	-	Licences and registrations by activity as at June 2008 - Financial intermediation; Real estate & business activities	25
3.2h	-	Licences and registrations by activity as at June 2008 - Education; Health and Social work; Community, social and personal service activities	26
4	-	Net changes in licences and registrations by activity, June 2007 to June 2008	27
5.1	-	Licences and registrations by activity and region as at June 2008 - All sections	28
5.2a	-	Licences and registrations by activity and region as at June 2008 - Manufacturing	29
5.2b	-	Licences and registrations by activity and region as at June 2008 - Electricity, Gas and Water Supply	30
5.2c	-	Licences and registrations by activity and region as at June 2008 – Construction	30
5.2d	-	Licences and registrations by activity and region as at June 2008 - Hotels and Restaurants	30
5.2e	-	Licences and registrations by activity and region as at June 2008 - Wholesale and retail trade; Repair of motor vehicles, motorcycles and personal and household goods	31
5.2f	-	Licences and registrations by activity and region as at June 2008 - Transport, storage and communications	32
5.2g	-	Licences and registrations by activity and region as at June 2008 - Financial intermediation; Real estate and business activities	33
5.2h	-	Licences and registrations by activity and region as at June 2008 - Education; Health & Social work; Community, social and personal service activities	34

6.1	-	Licences and registrations by activity and district as at June 2008	35
6.2a	-	Licences and registrations by activity and district as at June 2008 - Manufacturing	37
6.2b	-	Licences and registrations by activity and district as at June 2008 - Electricity, Gas and Water Supply	38
6.2c	-	Licences and registrations by activity and district as at June 2008 - Construction	38
6.2d	-	Licences and registrations by activity and district as at June 2008 - Hotels and Restaurants	38
6.2e	-	Licences and registrations by activity and district as at June 2008 - Wholesale and retail trade; Repair of motor vehicles, motorcycles and personal & household goods	39
6.2f	-	Licences and registrations by activity and district as at June 2008 - Transport, storage and communications	40
6.2g	-	Licences and registrations by activity and district as at June 2008 - Financial intermediation; Real estate and business activities	41
6.2h	-	Licences and registrations by activity and district as at June 2008 - Education; Health and social work; Community, social and personal service activities	42

ILLUSTRATIONS

Figure 1	-	Evolution of licences and registrations, by main activity June 2000 - 2008	20
Figure 2	-	Licences and registrations by main activity as at June 2007 and 2008	20
Figure 3	-	Licences and registrations by district as at June 2008	36

Technical Notes

1. General

Data compiled in this publication provide the information on demography and trend of business activities in the different economic sectors of the country.

2. Concepts and Coverage

An operator is required to obtain a licence from the Municipal or District Councils or to register with the appropriate Ministry or organisations (e.g. Ministry of Education, Culture and Human Resources, the Medical Council, the National Transport Authority, the Tourism Authority, etc.) in order to operate. Statistics published in this report pertain only to activities that are either licensed or registered. However, all agricultural related activities, except those in the manufacture of food products, are not covered.

Statistics on licences relate to the number of licences as delivered by the local authorities. Similarly statistics on registrations are those as registered with the appropriate Ministries or organisations. In some cases, an operator may hold both a licence and a registration certificate. To avoid double counting, while compiling statistics on both licences and registrations, such activities have been accounted for in registration only. For example the owner of a bus, besides registering his vehicle with the National Transport Authority may also hold a licence issued by a district council. In the table giving figures for both licences and registrations, the activity of the bus owner is accounted for in registration only.

3. Classification and presentation of data

To cater for the wide range and diverse business activities and for classification purposes, each activity has been assigned an activity code according to the **National Standard Industrial classification of Economic Activities (NSIC)**, which is an adapted version of the International Standard Industrial Classification (ISIC), Rev. 3, 1990.

The NSIC consists of 5 levels of classification namely:

Level 1	Section:	17 sections identified by one of the letters A to Q
Level 2	Division:	56 divisions identified by the first 2 digits
Level 3	Group:	151 groups identified by the first 3 digits
Level 4	Classes:	302 classes identified by the first 4 digits
Level 5	Sub-classes:	548 sub-classes identified by the 5 digits

The 17 sections are as follows:

Section	Description	Division
A	Agriculture, Hunting & Forestry	01 and 02
B	Fishing	05
C	Mining & Quarrying	14
D	Manufacturing	15 – 37
E	Electricity, Gas & Water supply	40 and 41
F	Construction	45
G	Wholesale and Retail trade; Repair of motor vehicles, motorcycles & personal and households goods	50 – 52
H	Hotels and Restaurants	55
I	Transport, Storage & Communications	60 – 64
J	Financial Intermediation	65 – 67
K	Real Estate, Renting & Business activities	70 – 74
L	Public administration & Defence; Compulsory Social security	75
M	Education	80
N	Health & Social work	85
O	Other Community, Social & Personal service activities	90 – 93
P	Private households with employed persons	95
Q	Extra-territorial organisations & bodies	99

3. Data sources

Licences: - Municipalities and District Councils

- Registrations:**
- National Transport Authority (Public transport)
 - Ministry of Education, Culture and Human Resources (Private schools)
 - Judicial Department (Legal activities)
 - Professional Councils (Medical Practitioners, Dentists, Architects, etc.)
 - Customs Department (Freeport companies)
 - Financial Services Commission (Offshore companies)
 - The Police Department (Driving schools)
 - Tourism Authority
 - Beach Authority

Business Activity Statistics, July 2007 - June 2008

Introduction

Statistics on business activities undertaken in the Island of Mauritius are compiled mainly from administrative records. They cover activities which are either licensed with the local authorities (municipalities and district councils) or registered with the appropriate organisations such as the Medical and Dental Council, the National Transport Authority, the Tourism Authority, etc. All agricultural activities are presently excluded.

It is to be noted that statistics on business activity presented in this publication refer to the total number of licensed or registered activities and not to the total number of operation units or enterprises.

Statistics on licences and registrations collected prior to October 2006 are not strictly comparable with those collected after October 2006, as a result of the coming into operation of the Business Registration and Business Facilitation Acts in October 2006 and amendments brought to various regulations. Care should therefore be taken when comparing figures presented in this publication with figures published prior to October 2006.

2. Evolution of licences between July 2007 and June 2008

The total number of licences as at June 2008 was 89,595 representing an increase of 6% over the figure of 84,185 for June 2007 (Table 1). During the reference period, 9,150 new licences were issued whilst 3,740 licences were cancelled. The industry group 'Wholesale and retail trade; repair of motor vehicles, personal and household goods' accounted for majority of both new licences (64%) and licences cancelled (68%). The distribution of licences by industry group and district is given in Tables 1.2a to 1.2h.

3. Registrations by industry group and district as at 30 June 2008

The number of registered activities increased by 259 (1%) from 29,330 in June 2007 to 29,589 in June 2008. The industry group 'Transport, storage and communications' had the highest number of registered activities (21,380 or 72%), followed by 'Real estate, renting and business activities' (2,846 or 10%), as shown in Table 2. It is to be noted that activities carried out by enterprises previously holding export processing and pioneer status certificates, are no longer considered as registered activities and are now included under licensed activities only. This explains the decrease in the number of registered activities from 545 in June 2007 to 18 in June 2008, in the industry group 'Manufacturing'.

4. Adjusted licences and registrations as at June 2008

Table 3.1 shows the total number of licensed and registered activities as at June 2008, adjusted for double counting. Activities which are both licensed and registered are included in registrations only.

The total number of adjusted licensed and registered activities increased by 5% from 107,378 in June 2007 to 113,047 in June 2008. An analysis by industry group shows

that 'Wholesale and retail trade; repair of motor vehicles, personal and household goods' had the highest number of activities, 61,916 (55%), followed by 'Transport, storage and communications' with 21,851 (19%) activities. Tables 3.2a to 3.2h highlight the distribution of adjusted licences and registrations by selected industry groups.

5. Net changes in adjusted licences and registrations, June 2007 to June 2008

Table 4 shows the net changes in adjusted licences and registrations by industry group, from June 2007 to June 2008. The industry group 'Wholesale and retail trade; repair of motor vehicles, personal and household goods' registered the highest increase in the number of activities (3,077), representing 54% of total increase, followed by the industry groups 'Transport, storage and communications' (778 or 14%) and 'Real estate, renting and business activities' (574 or 10%).

6. Distribution of adjusted licences and registrations by industry group and region

Table 5.1 shows the distribution of adjusted licensed and registered activities by industry group and region (urban and rural). The number of activities was slightly higher in rural areas (54%) than in urban areas. Activities predominant in the rural regions were from the industry groups 'Other community, social and personal service activities' (65%) and 'Hotels and restaurants' (63%). However activities pertaining to the following industry groups were found mostly in the urban areas: 'Health and social work' (75%), 'Real estate, renting and business activities' (63%) and 'Education' (56%). The distribution of activities by region and selected industry groups is given in Tables 5.2a to 5.2h.

7. Distribution of adjusted licences and registrations by industry group and district

The highest number of licensed and registered activities was in the district of Plaines Wilhems (30,554 or 27%), followed by the district of Port Louis (20,881 or 18%). The smallest number occurred in the district of Black River with a total of 4,684 (4%) activities, as shown in Table 6.1. The distribution of activities by selected industry groups and district is given in Tables 6.2a to 6.2h.

8. Licences and registrations by industry group and district

Tables 7.1 to 7.8 give a breakdown of the licensed and registered activities for the different industry groups, by activity and district.

**Central Statistics Office
Ministry of Finance and Economic Empowerment
Port-Louis
Mauritius**

April 2009

Contact Person

Mr D.Venkatasawmy
Senior Statistical officer
Central Business Register Unit
Tel: (212) 2316/17
Email: cso_cbr@mail.gov.mu
Web Site: <http://statsmauritius.gov.mu>

Table I.1 - Evolution of licences between July 2007 and June 2008

NSIC	Activity	Number			
		2007 ¹ (as at June)	July 2007 to June 2008		2008 ² (as at June)
			Issued	Cancelled	
	Total	84,185	9,150	3,740	89,595
C	Mining and quarrying	5	0	0	5
D	Manufacturing	5,659	1,290	233	6,716
E	Electricity, gas and water supply	1	0	0	1
F	Construction	1,092	305	64	1,333
G	Wholesale and retail trade; repair of motor vehicles, motorcycles, personal and household goods	57,590	5,884	2,538	60,936
H	Hotels and restaurants	4,905	513	255	5,163
I	Transport, storage and communications	5,579	55	28	5,606
J	Financial intermediation	447	36	14	469
K	Real estate, renting and business activities	3,441	614	148	3,907
M	Education	452	5	5	452
N	Health and social work	291	37	4	324
O	Other community, social and personal service activities	4,723	411	451	4,683

¹ Revised

² Provisional

Table 1.2a - Licences by activity as at June, 2007 and 2008 - Manufacturing

NSIC	Activity	2007 ¹	July 2007 to June 2008		2008 ²
			Issued	Cancelled	
	Total	5,659	1,290	233	6,716
15 & 16	Food product, beverages and tobacco	1,261	367	62	1,566
17 & 18	Textiles and wearing apparel	1,243	373	50	1,566
19	Tanning and dressing of leather & footwear	122	24	7	139
20, 36101- 36109	Wood product including furniture	853	70	25	898
21,22	Paper product, publishing and printing	305	55	13	347
23	Coke, refined petroleum products and nuclear fuel	2	0	0	2
24	Chemicals and chemical products	58	28	3	83
25	Rubber and plastic products	197	29	4	222
26	Non-metallic mineral products	95	18	6	107
27, 28, 29	Basic & fabricated metals and machinery n.e.c	541	105	18	628
30000	Office , accounting and computing machinery	15	7	2	20
31, 32	Electrical machinery, apparatus, radio & tv equipment	5	23	0	28
33	Medical optical instrument, watches and clocks	49	11	0	60
34, 35	Motor vehicles, trailers and other transport equipment	10	8	2	16
36911- 36919	Jewellery and related products	515	57	26	546
36920- 36999	Manufacturing n.e.c.	384	107	14	477
37	Recycling	4	8	1	11

¹ Revised

² Provisional

Table 1.2b - Licences by activity as at June, 2007 and 2008 - Electricity, Gas and Water Supply

NSIC	Activity	2007	July 2007 to June 2008		2008
			Issued	Cancelled	
40 & 41	Electricity, gas and water supply	1	0	0	1

Table 1.2c - Licences by activity as at June, 2007 and 2008 - Construction

NSIC	Activity	2007 ¹	July 2007 to June 2008		2008 ²
			Issued	Cancelled	
45	Construction	1,092	305	64	1,333

Table 1.2d - Licences by activity as at June, 2007 and 2008 - Hotels and Restaurants

NSIC	Activity	2007 ¹	July 2007 to June 2008		2008 ²
			Issued	Cancelled	
	Total	4,905	513	255	5,163
55101 - 55109	Hotel and boarding houses	0	0	0	0
55201 - 55202	Restaurants	1	2	0	3
55203	Bars	1,610	3	58	1,555
55204 - 55209	Canteens and other eating places	3,294	508	197	3,605

¹ Revised
² Provisional

Table 1.2e - Licences by activity as at June, 2007 and 2008 - Wholesale and retail trade; Repair of motor vehicles, motorcycles and personal and household goods

NSIC	Activity	2007 ¹	July 2007 to June 2008		2008 ²
			Issued	Cancelled	
	Total	57,590	5,884	2,538	60,936
501 & 502	Sale and repairs of motor vehicles	673	80	26	727
503	Sale of motor vehicle spare parts and accessories	755	69	53	771
504	Sale and repairs of motorcycles/spare parts	424	43	27	440
505	Retail sale of automotive fuel	153	14	6	161
51	Wholesaler/Commission Agent except of motor vehicles	6,693	1,091	522	7,262
5211	General retailer foodstuff and non-foodstuff	6,372	527	314	6,585
5219	General retailer non-foodstuff (non-specialised)	6,737	807	299	7,245
5220	Retail sale of food, beverages and tobacco	10,756	643	444	10,955
5231	Retail sale of pharmaceutical goods	283	46	9	320
5232	Retail sale of textiles and footwear	762	297	73	986
5233	Retail sale of household appliances	663	76	40	699
5234	Retail of hardware, paints and glass	1,043	106	63	1,086
5235	Sale of furniture	590	18	28	580
5236	Bookshop	252	5	14	243
5237	Jewellers shop	173	20	13	180
5239	Retail sale in specialised stores	2,109	243	109	2,243
5240	Retail sale of second hand goods in stores	29	0	11	18
5252	Retail at market place and fairs	12,792	1,277	279	13,790
5259	Hawkers, street vendors and mobile victualler	5,468	459	165	5,762
5260	Repair of personal and household goods	863	63	43	883

¹ Revised

² Provisional

Table 1.2f - Licences by activity as at June, 2007 and 2008 - Transport, storage and communications

NSIC	Activity	2007 ¹	July 2007 to June 2008		2008 ²
			Issued	Cancelled	
			Number		
	Total	5,579	55	28	5,606
60211 - 60219	Bus transport	1,301	0	0	1,301
60221	Taxi car	2,079	0	0	2,079
60231 - 60239	Freight transport by road	1,761	0	0	1,761
63010 - 63030 & 63090	Supporting and auxiliary transport activities	433	52	28	457
63041 - 63042	Travel agencies and tour operators	2	0	0	2
64	Post and telecommunications	3	3	0	6

¹ Revised

² Provisional

**Table 1.2g - Licences by activity as at June, 2007 and 2008 - Financial intermediation;
Real estate and business activities**

NSIC	Activity	2007 ¹		2008 ²		
		Issued	Cancelled	Issued	Cancelled	
	Total	3,888		650	162	4,376
65	Financial intermediation except insurance & pension funding	221		11	3	229
66	Insurance and pension funding except compulsory social security	138		9	9	138
67	Activities auxiliary to financial intermediation	88		16	2	102
70	Real estate activities	345		79	9	415
71	Renting of machinery and equipment	1,755		72	73	1,754
72	Computer and related activities	124		146	16	254
74111	Attorney	129		0	0	129
74112	Notary	55		0	0	55
74113	Barrister	0		0	0	0
74121 & 74122	Accounting and Tax consultancy	72		3	2	73
7413	Market research and public opinion polling	0		2	0	2
7414	Business and management consultancy activities	152		190	13	329
74211	Engineer	19		6	0	25
74212 & 74213	Quantity and Land surveyors	65		7	1	71
74214	Architect	41		2	1	42
7422	Motor surveyors	124		6	6	124
74300	Advertising	82		11	5	88
749	Business activities n.e.c	478		90	22	546

¹ Revised

² Provisional

Table 1.2h - Licences by activity as at June, 2007 and 2008 - Education; Health and Social work; Community, social and personal service activities

NSIC	Activity	2007 ¹	July 2007 to June 2008		2008 ²
			Issued	Cancelled	
	Total	5,466	453	460	5,459
80101	Pre-Primary	0	0	0	0
80102	Primary	0	0	0	0
80210	Secondary	0	0	0	0
80220	Vocational training centre	386	2	4	384
80301 - 80309	Higher education	7	2	0	9
80901 - 80909	Adult & other education	59	1	1	59
85121 - 85122	Medical practitioner	90	5	0	95
85123	Dentist	43	0	0	43
85124 - 85320	Optician, Other health and Social work activities	158	32	4	186
90	Sewage and refuse disposal, sanitation and similar activities	28	1	2	27
91	Activities of membership organisations n.e.c	55	15	4	66
92	Recreational cultural & sporting activities	2,716	147	338	2,525
93	Other service activities	1,924	248	107	2,065

¹ Revised

² Provisional

Table 2 - Registrations by industry group and district as at June 2008¹

NSIC	Activity	Number										
		Port - Louis	P/Wilhems	Pamplemousses	Riv. du Rempart	Moka	Flacq	Grand Port	Savanne	Black - River	All districts	
	Total	5,709	7,116	3,776	3,881	1,586	3,387	1,776	1,075	1,283	29,589	
C	Mining and quarrying	0	0	0	0	0	0	0	0	0	0	
D	Manufacturing	8	0	0	2	1	0	2	3	2	18	
E	Electricity, gas and water supply	0	0	1	0	0	2	0	1	0	4	
F	Construction	0	0	0	0	0	0	0	0	0	0	
G	Wholesale and retail trade; repair of motor vehicles, personal and household goods	250	0	187	102	0	144	69	24	204	980	
H	Hotels and restaurants	103	243	232	314	22	171	105	35	209	1,434	
I	Transport, storage and communications	3,693	5,305	2,825	3,004	1,219	2,606	1,350	885	493	21,380	
J	Financial intermediation	8	1	0	0	0	0	0	0	0	9	
K	Real estate, renting and business activities	1,358	751	202	114	260	24	54	18	65	2,846	
M	Education	182	396	113	96	59	121	91	57	35	1,150	
N	Health and social work	94	420	32	32	25	32	16	16	6	673	
O	Other community, social and personal services	13	0	184	217	0	287	89	36	269	1,095	

¹ Provisional

Table 3.1 - Licences¹ and registrations by industry group as at June, 2007 and 2008

NSIC	Activity	Number					
		2007 ²		2008 ³		Total	Total
		Licences only	Registrations	Licences only	Registrations		
	Total	78,048	29,330	83,458	29,589	107,378	113,047
C	Mining and quarrying	5	1	5	0	6	5
D	Manufacturing	5,654	545	6,711	18	6,199	6,729
E	Electricity, gas and water supply	1	4	1	4	5	5
F	Construction	1,092	2	1,333	0	1,094	1,333
G	Wholesale and retail trade; repair of motor vehicles, motor cycles and personal and household goods	57,590	1,249	60,936	980	58,839	61,916
H	Hotels and restaurants	4,904	1,279	5,160	1,434	6,183	6,594
I	Transport, storage and communications	436	20,637	471	21,380	21,073	21,851
J	Financial intermediation and insurance	447	8	469	9	455	478
K	Real estate, renting and business activities	2,588	2,737	3,053	2,846	5,325	5,899
M	Education	450	1,161	450	1,150	1,611	1,600
N	Health and social work	158	659	186	673	817	859
O	Other community, social and personal service activities	4,723	1,048	4,683	1,095	5,771	5,778

¹ Adjusted - some activities are both licensed and registered. To avoid double counting such activities are included under registrations only.

² Revised

³ Provisional

Fig 1 - Evolution of total number of Licences¹ & registrations during, June 2000 - 2008

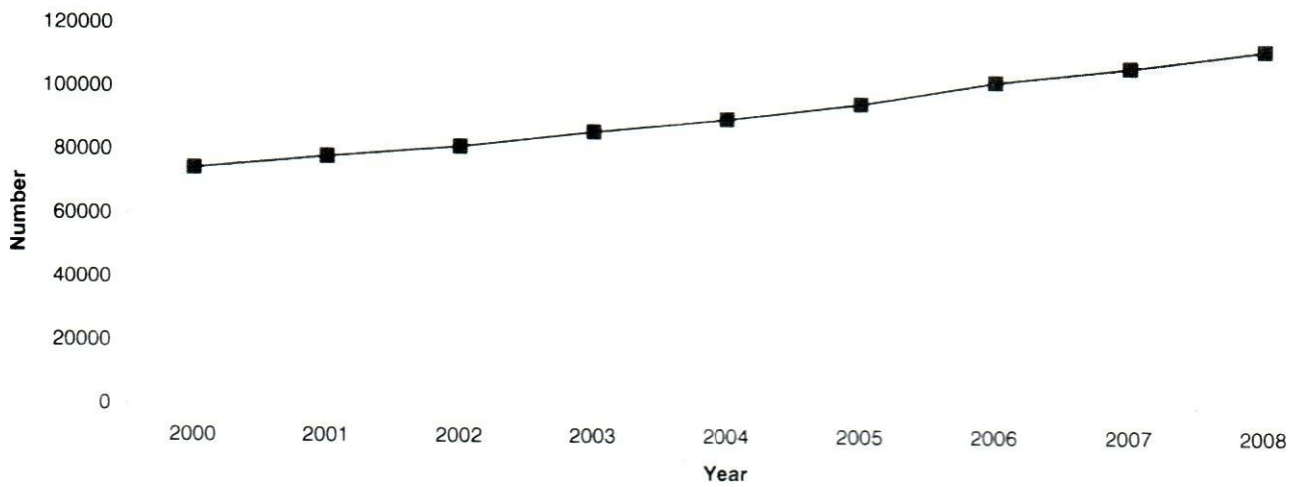
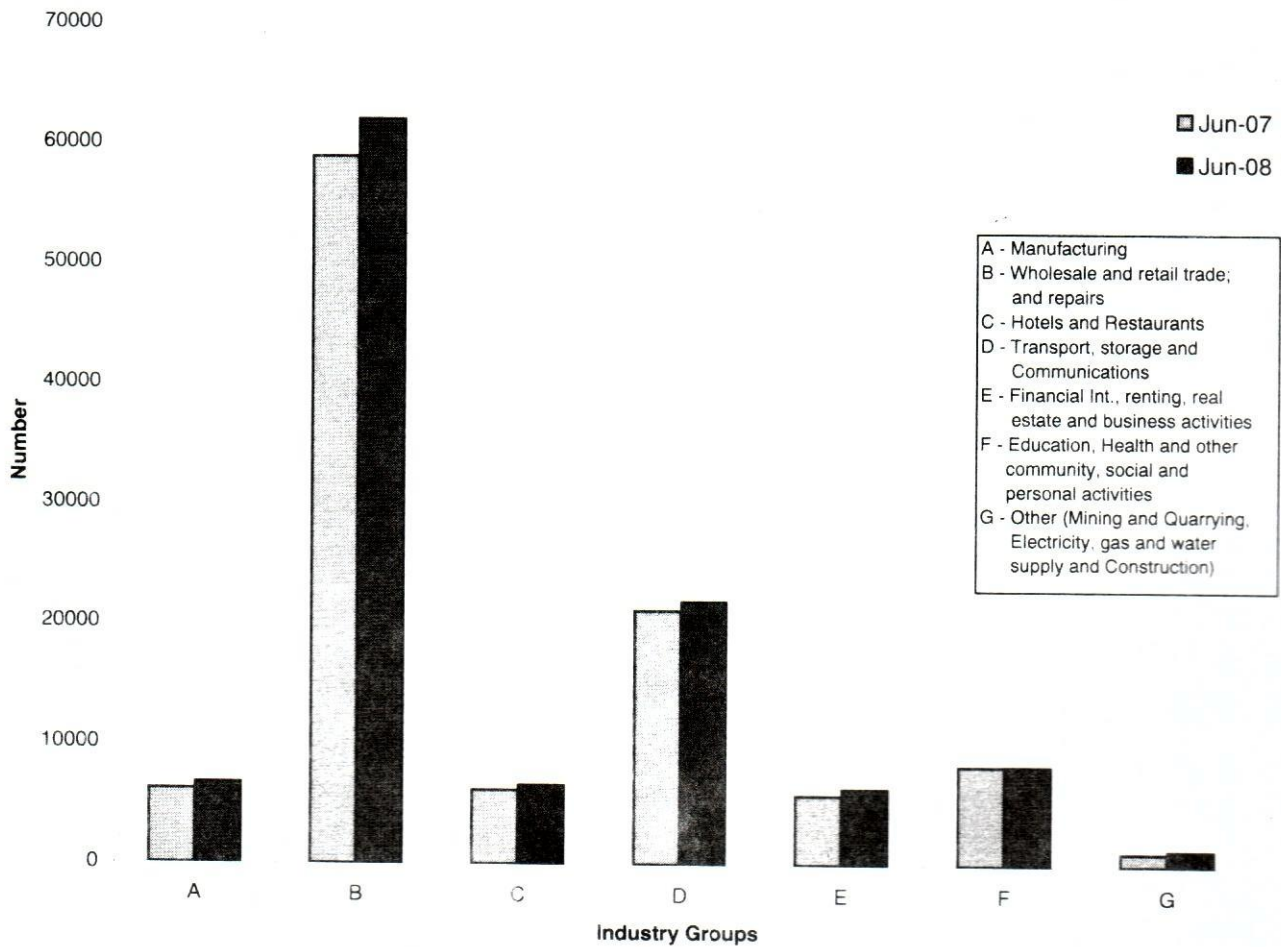


Fig 2 - Licences¹ & registrations by main activity as at June, 2007 and 2008



¹ Adjusted - some activities are both licensed and registered. To avoid double counting such activities are included under registrations only.

Table 3.2a - Licences' and registrations by industry group as at June 2008² - Manufacturing

NSIC	Activity	Number		
		Licences only	Registrations	Total
	Total	6711	18	6729
15 & 16	Food product, beverages and tobacco	1566	10	1576
17 & 18	Textiles and wearing apparel	1566	1	1567
19	Tanning and Dressing of leather and footwear	139	0	139
20, 36101- 36109	Wood Product including furniture	898	0	898
21,22	Paper product, publishing and printing	347	0	347
23	Coke, refined petroleum products and nuclear fuel	2	0	2
24	Chemicals and chemical products	83	0	83
25	Rubber and plastic products	222	1	223
26	Non-metallic mineral product	107	2	109
27, 28, 29	Basic and fabricated metals and machinery n.e.c	628	0	628
30000	Office equipment	15	0	15
31, 32	Electrical machinery, apparatus, radio & tv equipment	28	2	30
33	Medical optical instrument, watches and clocks	60	0	60
34, 35	Motor vehicles, trailers and other transport equipment	16	1	17
36911- 36919	Jewellery and related products	546	0	546
36920- 36999	Manufacturing n.e.c.	477	0	477
37	Recycling	11	1	12

¹ Adjusted - some activities are both licensed and registered. To avoid double counting such activities are included under registrations only.

² Provisional

Table 3.2b - Licences' and registrations by industry group as at June 2008² - Electricity, Gas and Water Supply

NSIC	Activity	Number		
		Licences only	Registrations	Total
40 & 41	Electricity, gas and water supply	1	4	5

Table 3.2c - Licences' and registrations by industry group as at June 2008² - Construction

NSIC	Activity	Number		
		Licences only	Registrations	Total
45	Construction	1,333	0	1,333

Table 3.2d - Licences' and registrations by industry group as at June 2008² - Hotels and Restaurants

NSIC	Activity	Number		
		Licences only	Registrations	Total
	Total	5,160	1,434	6,594
55101 - 55109	Hotel and boarding houses	0	698	698
55201 - 55202	Restaurants	0	736	736
55203	Bars	1,555	0	1,555
55204 - 55209	Canteens and other eating places	3,605	0	3,605

¹ Adjusted - some activities are both licensed and registered. To avoid double counting such activities are included under registrations only.

² Provisional

Table 3.2e - Licences¹ and registrations by industry group as at June 2008² - Wholesale and retail trade; Repair of motor vehicles, motorcycles and personal and household goods

NSIC	Activity	Number		
		Licences only	Registrations	Total
	Total	60936	980	61916
501 & 502	Sale and repairs of motor vehicles	727	0	727
503	Sale of motor vehicle spare parts and accessories	771	0	771
504	Sale and repairs of motorcycles/spare parts	440	0	440
505	Retail sale of automotive fuel	161	0	161
51	Wholesaler/Commission Agent except motor vehicles	7262	270	7532
5211	General Retailer foodstuff and non-foodstuff	6585	0	6585
5219	General Retailer non-foodstuff (non-specialised)	7245	0	7245
5220	Retail sale of food, beverages and tobacco	10955	0	10955
5231	Retail sale of pharmaceutical goods	320	0	320
5232	Retail sale of textiles and footwear	986	0	986
5233	Retail sale of household appliances	699	0	699
5234	Retail of hardware, paints and glass	1086	0	1086
5235	Sale of furniture	580	0	580
5236	Bookshop	243	0	243
5237	Jewellers shop	180	0	180
5239	Retail sale in specialised stores	2243	0	2243
5240	Retail sale of second hand goods in stores	18	0	18
5252	Retail at market place and fairs	13790	0	13790
5259	Hawkers, street vendors and mobile victualler	5762	710	6472
5260	Repair of personal and household goods	883	0	883

¹ Adjusted - some activities are both licensed and registered. To avoid double counting such activities are included under registrations only.

² Provisional

Table 3.2f - Licences¹ and registrations by industry group as at June 2008² - Transport, storage & communications

NSIC	Activity	Number		
		Licences only	Registrations	Total
	Total	471	21380	21851
60211 - 60219	Bus transport	0	5285	5285
60221	Taxi	0	6924	6924
60231 - 60239	Freight transport by road	0	8762	8762
63010 - 63030 & 63090	Supporting and auxilliary transport activities	457	32	489
63041 - 63042	Travel agencies and tour operators	8	377	385
64	Post and telecommunications	6	0	6

¹ Adjusted - some activities are both licensed and registered. To avoid double counting such activities are included under registrations only.
² Provisional

**Table 3.2g - Licences¹ and registrations by industry group as at June 2008² - Financial intermediation;
Real estate and business activities**

NSIC	Activity	Number		
		Licences only	Registrations	Total
	Total	3,522	2,855	6,377
65	Financial intermediation except insurance & pension funding	229	9	238
66	Insurance and pension funding except compulsory social security	138	0	138
67	Activities auxiliary to financial intermediation	102	0	102
70	Real estate activities	415	0	415
71	Renting of machinery and equipment	1,125	2,048	3,173
72	Computer and related activities	254	0	254
74111	Attorney	0	142	142
74112	Notary	0	57	57
74113	Barrister	0	364	364
74121 & 74122	Accounting & tax consultancy activities	74	0	74
74130	Market research and public opinion polling	2	0	2
7414	Business and management consultancy activities	329	117	446
74211	Engineer	25	0	25
74212 & 74213	Quantity and Land surveyors	71	0	71
74214	Architect	0	116	116
7422	Motor surveyors	123	2	125
74300	Advertising	88	0	88
749	Business activities n.e.c	547	0	547

¹ Adjusted - some activities are both licensed and registered. To avoid double counting such activities are included under registrations only.

² Provisional

Table 3.2h - Licences¹ and registrations by industry group as at June 2008² - Education; Health and Social work; Community, social and personal service activities

NSIC	Activity	Number		
		Licences only	Registrations	Total
	Total	5319	2918	8237
80101	Pre-Primary	0	800	800
80102	Primary	0	75	75
80210	Secondary	0	106	106
80220	Vocational training centre	384	0	384
8030	Higher education	7	32	39
80901 - 80909	Adult & other education	59	137	196
85121 - 85122	Medical practitioner	0	531	531
85123	Dentist	0	142	142
85124 - 85320	Optician, Other health and Social work activities	186	0	186
90	Sewage and refuse disposal, sanitation and similar activities	27	0	27
91	Activities of membership organisations n.e.c	66	0	66
92	Recreational cultural & sporting activities	2529	1081	3610
93	Other service activities	2061	14	2075

¹ Adjusted - some activities are both licensed and registered. To avoid double counting such activities are included under registrations only.

² Provisional

Table 4 - Net changes in licences¹ and registrations by industry group, June 2007 to June 2008²

NSIC	Activity	2007 ²	2008 ³	Number	
				Number	%
	Total	107,378	113,047	5,669	5
C	Mining and quarrying	6	5	-1	-17
D	Manufacturing	6,199	6,729	530	9
E	Electricity, gas and water supply	5	5	0	0
F	Construction	1,094	1,333	239	22
G	Wholesale and retail trade; repair of motor vehicles, motorcycles, personal and household goods	58,839	61,916	3,077	5
H	Hotels and restaurants	6,183	6,594	411	7
I	Transport, storage and communications	21,073	21,851	778	4
J	Financial intermediation and insurance	455	478	23	5
K	Real estate, renting and business activities	5,325	5,899	574	11
M	Education	1,611	1,600	-11	-1
N	Health and social work	817	859	42	5
O	Other community, social and personal service activities	5,771	5,778	7	0

¹ Adjusted - some activities are both licensed and registered. To avoid double counting such activities are included under registrations only.

² Revised

³ Provisional

Table 5.1 - Licences¹ and registrations by industry group and region as at June 2008²

NSIC	Activity	Number		
		Urban	Rural	Total
	Total	51,435	61,612	113,047
C	Mining and quarrying	0	5	5
D	Manufacturing	3,259	3,470	6,729
E	Electricity, gas and water supply	0	5	5
F	Construction	712	621	1,333
G	Wholesale and retail trade; repair of motor vehicles, motorcycles, personal and household goods	28,119	33,797	61,916
H	Hotels and restaurants	2,412	4,182	6,594
I	Transport, storage and communications	9,356	12,495	21,851
J	Financial intermediation and insurance	265	213	478
K	Real estate, renting and business activities	3,722	2,177	5,899
M	Education	903	697	1,600
N	Health and social work	648	211	859
O	Other community, social and personal service activities	2,039	3,739	5,778

¹ Adjusted - some activities are both licensed and registered. To avoid double counting such activities are included under registrations only.

² Provisional

Table 5.2a - Licences¹ and registrations by industry group and region as at June 2008² - Manufacturing

NSIC	Activity	Number		
		Urban	Rural	Total
	Total	3,259	3,470	6,729
15 & 16	Food product, beverages and tobacco	685	891	1,576
17 & 18	Textiles and wearing apparel	689	878	1,567
19	Tanning and dressing of leather & footwear	85	54	139
20, 36101- 36109	Wood product including furniture	486	412	898
21,22	Paper product, publishing and printing	239	108	347
23	Coke, refined petroleum products and nuclear fuel	0	2	2
24	Chemicals and chemical products	42	41	83
25	Rubber and plastic products	129	94	223
26	Non-metallic mineral products	35	74	109
27, 28, 29	Basic & fabricated metals and machinery n.e.c	316	312	628
30000	Office equipment	15	0	15
31, 32	Electrical machinery, apparatus, radio & tv equipment	20	10	30
33	Medical optical instrument, watches and clocks	30	30	60
34, 35	Motor vehicles, trailers and other transport equipment	10	7	17
36911- 36919	Jewellery and related products	262	284	546
36920- 36999	Manufacturing n.e.c.	210	267	477
37	Recycling	6	6	12

¹ Adjusted - some activities are both licensed and registered. To avoid double counting such activities are included under registrations only.

² Provisional

Table 5.2b - Licences¹ and registrations by industry group and region as at June 2008² - Electricity, Gas and Water Supply

NSIC	Activity	Number		
		Urban	Rural	Total
40 & 41	Electricity, gas and water	0	5	5

Table 5.2c - Licences¹ and registrations by industry group and region as at June 2008² - Construction

NSIC	Activity	Number		
		Urban	Rural	Total
45	Construction	712	621	1,333

Table 5.2d - Licences¹ and registrations by industry group and region as at June 2008² - Hotels and Restaurants

NSIC	Activity	Number		
		Urban	Rural	Total
	Total	2,412	4,182	6,594
55101 - 55109	Hotels and boarding houses	86	612	698
55201 - 55202	Restaurants	260	476	736
55203	Bars	406	1,149	1,555
55204 - 55209	Canteens and other eating places	1,660	1,945	3,605

¹ Adjusted - some activities are both licensed and registered. To avoid double counting such activities are included under registrations only.

² Provisional

Table 5.2e - Licences¹ and registrations by industry group and region as at June 2008² - Wholesale and retail trade; Repair of motor vehicles, motorcycles and personal and household goods

NSIC	Activity	Number		
		Urban	Rural	Total
	Total	28,119	33,797	61,916
501 & 502	Sale and repairs of motor vehicles	382	345	727
503	Sale of motor vehicle spare parts and accessories	473	298	771
504	Sale and repairs of motorcycles/spare parts	243	197	440
505	Retail sale of automotive fuel	75	86	161
51	Wholesaler/Commission Agent except of motor vehicles	4,374	3,158	7,532
5211	General retailer foodstuff and non-foodstuff	2,654	3,931	6,585
5219	General retailer non-foodstuff (non-specialised)	4,165	3,080	7,245
5220	Retail sale of food, beverages and tobacco	4,705	6,250	10,955
5231	Retail sale of pharmaceutical goods	196	124	320
5232	Retail sale of textiles and footwear	719	267	986
5233	Retail sale of household appliances	427	272	699
5234	Retail of hardware, paints and glass	545	541	1,086
5235	Sale of furniture	245	335	580
5236	Bookshop	148	95	243
5237	Jewellers shop	89	91	180
5239	Retail sale in specialised stores	983	1,260	2,243
5240	Retail sale of second-hand goods in stores	12	6	18
5252	Retail at market place and fairs	5,306	8,484	13,790
5259	Hawkers, street vendors and mobile victualler	1,908	4,564	6,472
5260	Repair of personal and household goods	470	413	883

¹ Adjusted - some activities are both licensed and registered. To avoid double counting such activities are included under registrations only.

² Provisional

**Table 5.2f - Licences¹ and registrations by activity and region as at June 2008² -
Transport, storage and communications**

NSIC	Activity	Number		
		Urban	Rural	Total
	Total	9,356	12,495	21,851
60211 - 60219	Bus Transport	2,578	2,707	5,285
60221	Taxi car	2,809	4,115	6,924
60231 - 60239	Freight transport by road	3,374	5,388	8,762
63010 - 63030 & 63090	Supporting and auxilliary transport activities	373	116	489
63041 - 63042	Travel agencies and tour operators	217	168	385
64	Post and telecommunications	5	1	6

¹ Adjusted - some activities are both licensed and registered. To avoid double counting such activities are included under registrations only.

² Provisional

**Table 5.2g - Licences¹ and registrations by industry group and region as at June 2008² - Financial intermediation;
Real estate and business activities**

NSIC	Activity	Number		
		Urban	Rural	Total
	Total	3,987	2,390	6,377
65	Financial intermediation except insurance & pension funding	122	116	238
66	Insurance and pension funding except compulsory social security	83	55	138
67	Activities auxiliary to financial intermediation	60	42	102
70	Real estate activities	225	190	415
71	Renting of machinery and equipment	1,690	1,483	3,173
72	Computer and related activities	145	109	254
74111	Attorney	142	0	142
74112	Notary	57	0	57
74113	Barrister	364	0	364
74121 - 74122	Accounting and tax consultancy	67	7	74
7413	Market research and public opinion polling	2	0	2
7414	Business and management consultancy activities	325	121	446
74211	Engineer	23	2	25
74212 & 74213	Quantity and land surveyors	65	6	71
74214	Architect	95	21	116
7422	Motor surveyors	94	31	125
74300	Advertising	72	16	88
749	Business activities n.e.c	356	191	547

¹ Adjusted - some activities are both licensed and registered. To avoid double counting such activities are included under registrations only.

² Provisional

Table 5.2h - Licences¹ and registrations by industry group and region as at June 2008² - Education; Health and Social work; Community, social and personal service activities

NSIC	Activity	Number		
		Urban	Rural	Total
	Total	3,590	4,647	8,237
80101	Pre-Primary	358	442	800
80102	Primary	38	37	75
80210	Secondary	66	40	106
80220	Vocational training centre	288	96	384
8030	Higher education	34	5	39
80901 - 80909	Adult and other education	119	77	196
85121 - 85122	Medical practitioner	412	119	531
85123	Dentist	102	40	142
85124 - 85320	Optician, Other health and Social work activities	134	52	186
90	Sewage and refuse disposal, sanitation and similar activities	8	19	27
91	Activities of membership organisations n.e.c	33	33	66
92	Recreational cultural and sporting activities	794	2,816	3,610
93	Other service activities	1,204	871	2,075

¹ Adjusted - some activities are both licensed and registered. To avoid double counting such activities are included under registrations only.
² Provisional

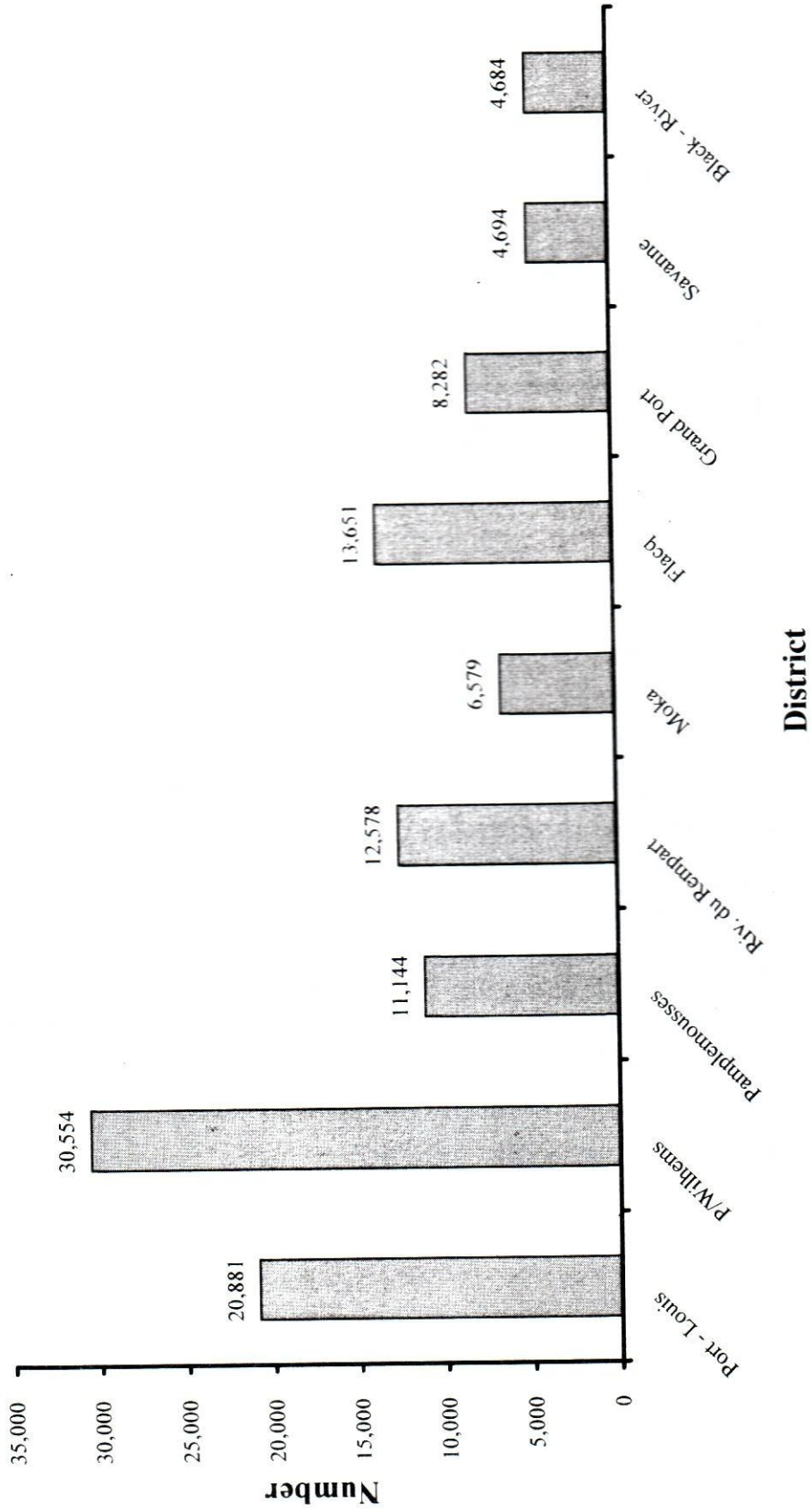
Table 6.1 - Licences¹ and registrations by industry group and district as at June 2008²

NSIC	Activity	Number									
		Port - Louis	P/Williams	Pamplemousses	Riv. du Rempart	Moka	Flacq	Grand Port	Savanne	Black - River	All districts
	Total	20,881	30,554	11,144	12,578	6,579	13,651	8,282	4,694	4,684	113,047
C	Mining and quarrying	0	0	0	0	0	0	0	0	5	5
D	Manufacturing	1,186	2,073	583	535	397	711	539	370	335	6,729
E	Electricity	0	0	1	0	0	2	1	1	0	5
F	Construction	169	543	77	56	103	181	120	31	53	1,333
G	Wholesale and retail trade; repair of motor vehicles, motorcycles, personal and household goods	11,413	16,706	5,889	7,031	3,670	7,705	4,545	2,372	-2,585	61,916
H	Hotels and restaurants	829	1,583	701	850	337	861	642	321	470	6,594
I	Transport, storage and communications	3,956	5,400	2,849	3,009	1,231	2,611	1,390	886	519	21,851
J	Financial intermediation and insurance	154	111	22	48	17	56	37	21	12	478
K	Real estate, renting and business activities	2,047	1,675	434	392	432	352	234	125	208	5,899
M	Education	316	587	124	116	77	157	111	63	49	1,600
N	Health and social work	134	514	39	45	31	45	21	16	14	859
O	Other community, social and personal services	677	1,362	425	496	284	970	642	488	434	5,778

¹ Adjusted - some activities are both licensed and registered. To avoid double counting such activities are included under registrations only.

² Provisional

Fig 3 - Licences¹ and registrations by district as at June 2008



¹ Adjusted - some activities are both licensed and registered. To avoid double counting such activities are included under registrations only.

Table 6.2a - Licences¹ and registrations by industry group and district as at June 2008² - Manufacturing

NSIC	Activity	Number									
		Port - Louis	P/Williams	Pamplemousses	Riv. du Rempart	Moka	Flacq	Grand Port	Savanne	Black - River	All districts
	Total	1,186	2,073	583	535	397	711	539	370	335	6,729
15 & 16	Food product, beverages and tobacco	213	472	133	130	101	178	151	110	88	1,576
17 & 18	Textiles and wearing apparel	193	496	98	139	144	209	128	112	48	1,567
19	Tanning and dressing of leather & footwear	46	39	17	5	8	4	11	5	4	139
20, 36101- 36109	Wood product including furniture	146	340	61	58	41	105	83	36	28	898
21,22	Paper product, publishing and printing	144	95	24	15	10	13	14	9	23	347
23	Coke, refined petroleum products and nuclear fuel	0	0	0	0	0	1	0	0	1	2
24	Chemicals and chemical products	21	21	14	5	4	2	4	0	12	83
25	Rubber and plastic products	80	49	16	17	7	9	24	13	8	223
26	Non-metallic mineral products	19	16	25	3	6	13	10	3	14	109
27, 28, 29	Basic & fabricated metals and machinery, n.e.c	91	225	73	77	25	46	40	24	27	629
30000	Office equipment	8	7	0	0	0	0	0	0	0	15
31, 32	Electrical machinery, apparatus, radio & tv equipment	13	7	4	1	2	0	1	0	2	30
33	Medical optical instrument, watches and clocks	6	24	8	8	4	8	0	1	1	60
34, 35	Motor vehicles, trailers and other transport equipment	5	5	0	3	2	0	1	0	1	17
36911- 36919	Jewellery and related products	112	150	51	45	23	79	38	38	10	546
36920- 36999	Manufacturing, n.e.c.	85	125	57	28	19	44	32	19	68	477
37	Recycling	4	2	2	1	1	0	2	0	0	12

¹ Adjusted - some activities are both licensed and registered. To avoid double counting such activities are included under registrations only.

² Provisional

Table 6.2b - Licences¹ and registrations by industry group and district as at June 2008² - Electricity, Gas and Water Supply

NSIC	Activity	Number										
		P - Louis	P/Wilhelms	Pamp.	R.Rempart	Moka	Flacq	G - Port	Savanne	B - River	All districts	
40 & 41	Electricity, Gas and water	0	0	1	0	0	2	1	1	1	0	5

Table 6.2c - Licences¹ and registrations by industry group and district as at June 2008² - Construction

NSIC	Activity	Number									
		P - Louis	P/Wilhelms	Pamp.	R.Rempart	Moka	Flacq	G - Port	Savanne	B - River	All districts
4520	Construction	169	543	77	56	103	181	120	31	53	1,333

Table 6.2d - Licences¹ and registrations by industry group and district as at June 2008² - Hotels and Restaurants

NSIC	Activity	Number									
		P - Louis	P/Wilhelms	Pamp.	R.Rempart	Moka	Flacq	G - Port	Savanne	B - River	All districts
	Total	829	1,583	701	850	337	861	642	321	470	6,594
55101 - 55109	Hotels and boarding houses	23	63	129	207	2	78	58	12	126	698
55201 - 55202	Restaurants	80	180	103	107	20	93	47	23	83	736
55203	Bars	100	306	155	204	122	263	224	118	63	1,555
55204 - 55209	Canteens and other eating places	626	1,034	314	332	193	427	313	168	198	3,605

¹ Adjusted - some activities are both licensed and registered. To avoid double counting such activities are included under registrations only.

² Provisional

Table 6.2e - Licences¹ and registrations by activity and district as at June 2008² - Wholesale and retail trade; Repair of motor vehicles, motorcycles & personal and household goods

NSIC	Activity	Number									
		P - Louis	P/Williams	Pamp.	R.Rempart	Moka	Flacq	G - Port	Savanne	B - River	All districts
	Total	11,413	16,706	5,889	7,031	3,670	7,705	4,545	2,372	2,585	61,916
501 & 502	Sale and repairs of motor vehicles	142	240	63	50	40	81	47	30	34	727
503	Sale of motor vehicle spare parts and accessories	232	241	61	43	33	59	47	24	31	771
504	Sale and repairs of motorcycles/spare parts	118	125	39	33	12	41	39	28	5	440
505	Retail sale of automotive fuel	19	56	10	21	7	19	15	8	6	161
51	Wholesaler/Commission Agent except of motor vehicles	2,336	2,038	349	417	521	915	376	260	320	7,532
5211	General retailer foodstuff and non-foodstuff	838	1,816	730	820	325	611	820	412	213	6,585
5219	General retailer non-foodstuff (non-specialised)	1,763	2,402	436	752	335	793	352	204	208	7,245
5220	Retail sale of food, beverages and tobacco	1,496	3,209	1,028	981	722	1,450	1,041	556	472	10,955
5231	Retail sale of pharmaceutical goods	63	133	16	20	13	25	30	12	8	320
5232	Retail sale of textiles and footwear	469	250	35	75	9	27	64	34	23	986
5233	Retail sale of household appliances	205	222	35	44	15	59	64	31	24	699
5234	Retail of hardware, paints and glass	253	292	89	98	55	125	88	54	32	1,086
5235	Sale of furniture	37	208	75	65	33	68	48	29	17	580
5236	Bookshop	49	99	22	18	12	20	15	4	4	243
5237	Jewellers shop	34	55	15	34	5	17	3	0	17	180
5239	Retail sale in specialised stores	332	651	206	227	119	304	206	95	103	2,243
5240	Retail sale of second-hand goods in stores	7	5	3	1	0	0	2	0	0	18
5252	Retail at market place and fairs	1,470	3,836	1,712	2,489	1,040	1,930	681	218	414	13,790
5259	Hawkers, street vendors and mobile victualler	1,387	521	884	775	328	1,055	553	354	615	6,472
5260	Repair of personal and household goods	163	307	81	68	46	106	54	19	39	883

¹ Adjusted - some activities are both licensed and registered. To avoid double counting such activities are included under registrations only.

² Provisional

Table 6.2f - Licences¹ and registrations by industry group and district as at June 2008² - Transport, storage and communications

NSIC	Activity	Number									
		Port - Louis	P/Williams	Pamplemousses	Riv. Du Rempart	Moka	Flacq	Grand Port	Savanne	Black - River	All districts
	Total	3,956	5,400	2,849	3,009	1,231	2,611	1,390	886	519	21,851
60211 - 60219	Bus Transport	664	1,914	587	513	345	514	423	247	78	5,285
60221	Taxi car	1,130	1,679	584	811	248	1,437	524	249	262	6,924
60231 - 60239	Freight transport by road	1,764	1,610	1,624	1,618	626	631	389	381	119	8,762
63010 - 63030 & 63090	Supporting and auxilliary transport activities	280	93	26	7	4	9	42	1	27	489
63041 - 63042	Travel agencies and tour operators	115	102	28	60	8	20	12	8	32	385
64	Post and telecommunications	3	2	0	0	0	0	0	0	1	6

¹ Adjusted - some activities are both licensed and registered. To avoid double counting such activities are included under registrations only.

² Provisional

**Table 6.2g - Licences¹ and registrations by by industry group and district as at June 2008² - Financial intermediation;
Real estate and business activities**

NSIC	Activity	Number									
		P - Louis	P/Williams	Pamp.	R.Rempart	Moka	Flacq	G - Port	Savanne	B - Rivier	All districts
	Total	2,201	1,786	456	440	449	408	271	146	220	6,377
65	Financial intermediation except insurance & pension funding	55	67	16	28	8	22	24	12	6	238
66	Insurance and pension funding except compulsory social security	56	27	3	11	4	18	10	8	1	138
67	Activities auxiliary to financial intermediation	43	17	3	9	5	16	3	1	5	102
70	Real estate activities	103	122	33	60	18	41	9	6	23	415
71	Renting of machinery and equipment	776	914	328	252	331	198	160	95	119	3,173
72	Computer and related activities	57	88	8	16	12	26	28	5	14	254
74111	Attorney	142	0	0	0	0	0	0	0	0	142
74112	Notary	57	0	0	0	0	0	0	0	0	57
74113	Barrister	364	0	0	0	0	0	0	0	0	364
74121 & 74122	Accounting and Tax consultancy	48	19	2	1	1	2	1	0	0	74
7413	Market research and public opinion polling	1	1	0	0	0	0	0	0	0	2
7414	Business and management consultancy activities	211	114	14	16	27	36	9	4	15	446
74211	Engineer	4	19	0	0	1	0	0	0	1	25
74212 & 74213	Quantity and Land surveyors	30	35	1	0	1	3	1	0	0	71
74214	Architect	31	64	5	4	5	2	1	1	3	116
7422	Motor surveyors	55	39	6	6	5	5	2	0	7	125
74300	Advertising	38	34	2	6	3	2	0	0	3	88
749	Business activities, n.e.c	130	226	35	31	28	37	23	14	23	547

¹ Adjusted - some activities are both licensed and registered. To avoid double counting such activities are included under registrations only.
² Provisional

Table 6.2h - Licences' and registrations by activity and district as at June 2008² - Education; Health and Social work; Community, social and personal service activities

NSIC	Activity	Number									
		P - Louis	P/Wilhelms	Pamp.	R.Rempart	Moka	Flacq	G - Port	Savanne	B - River	All districts
	Total	1,127	2,463	588	657	392	1,172	774	567	497	8,237
80101	Pre-Primary	106	252	87	80	35	94	71	48	27	800
80102	Primary	10	28	5	5	6	9	5	3	4	75
80210	Secondary	20	46	7	7	7	7	7	3	2	106
80220	Vocational training centre	111	177	9	15	15	28	13	2	14	384
8030	Higher education	14	20	2	0	1	1	0	0	1	39
80901 - 80909	Adult & other education	55	64	14	9	13	18	15	7	1	196
85121 - 85122	Medical practitioner	75	337	23	25	18	21	15	11	6	531
85123	Dentist	19	83	9	7	7	11	1	5	0	142
85124 - 85320	Optician, Other health and Social work activities	40	94	7	13	6	13	5	0	8	186
90	Sewage and refuse disposal, sanitation and similar activities	6	2	2	2	2	4	4	2	3	27
91	Activities of membership organisations n.e.c	8	25	6	16	1	0	2	0	8	66
92	Recreational cultural & sporting activities	320	474	256	308	203	800	498	418	333	3,610
93	Other service activities	343	861	161	170	78	166	138	68	90	2,075

¹ Adjusted - some activities are both licensed and registered. To avoid double counting such activities are included under registrations only.

² Provisional