

Business Activity Statistics – Financial Year 2004/2005

Foreword

This is the eighth issue of a regular publication of the Central Statistics Office on business activity statistics.

Data refer to business activities undertaken in the island of Mauritius, which are either licensed with the local authorities (municipalities and district councils) or registered with the appropriate organisations such as the Medical Council, the Ministry of Education and Human Resources, the National Transport Authority, etc.

The business activities have been coded according to the National Standard Industrial Classification of All Economic Activities (NSIC) which is an adapted version of the International Standard Industrial Classification of All Economic Activities (ISIC) Rev. 3, 1990.

It is hoped that this report will be of valuable help to the public in general and to planners and policy makers in particular.

The co-operation and assistance of the local authorities, professional councils and other organisations are gratefully acknowledged.

(H. BUNDHOO)
Director of Statistics

Central Statistics Office
Ministry of Finance and Economic Development
Port Louis
April 2006

CONTENTS

LIST OF TABLES

		Page
Table 1.1	- Evolution of licences between July 2004 and June 2005	11
1.2a	- Licences by activity as at June 2004 and 2005 - Manufacturing	12
1.2b	- Licences by activity as at June 2004 and 2005 - Electricity, Gas and Water Supply	13
1.2c	- Licences by activity as at June 2004 and 2005 - Construction	13
1.2d	- Licences by activity as at June 2004 and 2005 - Hotels and Restaurants	13
1.2e	- Licences by activity as at June 2004 and 2005 - Wholesale and retail trade; Repair of motor vehicles, motorcycles and personal and household goods	14
1.2f	- Licences by activity as at June 2004 and 2005 - Transport, storage and communications	15
1.2g	- Licences by activity as at June 2004 and 2005 - Financial intermediation; Real estate & business activities	16
1.2h	- Licences by activity as at June 2004 and 2005 - Education; Health and Social work; Community, social and personal service activities	17
2	- Registrations by activity and district as at June 2005	18
3.1	- Licences and registrations by activity as at June 2004 and 2005	19
3.2a	- Licences and registrations by activity as at June 2005 - Manufacturing	21
3.2b	- Licences and registrations by activity as at June 2005 - Electricity, Gas and Water Supply	22
3.2c	- Licences and registrations by activity as at June 2005 - Construction	22
3.2d	- Licences and registrations by activity as at June 2005 - Hotels and Restaurants	22

3.2e	-	Licences and registrations by activity as at June 2005 - Wholesale and retail trade; Repair of motor vehicles, motorcycles and personal and household goods	23
3.2f	-	Licences and registrations by activity as at June 2005 - Transport, storage and communications	24
3.2g	-	Licences and registrations by activity as at June 2005 - Financial intermediation; Real estate & business activities	25
3.2h	-	Licences and registrations by activity as at June 2005 - Education; Health and Social work; Community, social and personal service activities	26
4	-	Net changes in licences and registrations by activity, June 2004 to June 2005	27
5.1	-	Licences and registrations by activity and region as at June 2005 - All sections	28
5.2a	-	Licences and registrations by activity and region as at June 2005 - Manufacturing	29
5.2b	-	Licences and registrations by activity and region as at June 2005 - Electricity, Gas and Water Supply	30
5.2c	-	Licences and registrations by activity and region as at June 2005 - Construction	30
5.2d	-	Licences and registrations by activity and region as at June 2005 - Hotels and Restaurants	30
5.2e	-	Licences and registrations by activity and region as at June 2005 - Wholesale and retail trade; Repair of motor vehicles, motorcycles and personal and household goods	31
5.2f	-	Licences and registrations by activity and region as at June 2005 - Transport, storage and communications	32
5.2g	-	Licences and registrations by activity and region as at June 2005 - Financial intermediation; Real estate and business activities	33
5.2h	-	Licences and registrations by activity and region as at June 2005 - Education; Health & Social work; Community, social and personal service activities	34

6.1	-	Licences and registrations by activity and district as at June 2005	35
6.2a	-	Licences and registrations by activity and district as at June 2005 - Manufacturing	37
6.2b	-	Licences and registrations by activity and district as at June 2005 - Electricity, Gas and Water Supply	38
6.2c	-	Licences and registrations by activity and district as at June 2005 - Construction	38
6.2d	-	Licences and registrations by activity and district as at June 2005 - Hotels and Restaurants	38
6.2e	-	Licences and registrations by activity and district as at June 2005 - Wholesale and retail trade; Repair of motor vehicles, motorcycles and personal & household goods	39
6.2f	-	Licences and registrations by activity and district as at June 2005 - Transport, storage and communications	40
6.2g	-	Licences and registrations by activity and district as at June 2005 - Financial intermediation; Real estate and business activities	41
6.2h	-	Licences and registrations by activity and district as at June 2005 - Education; Health and social work; Community, social and personal service activities	42

ILLUSTRATIONS

Figure 1	-	Evolution of total number of licences and registrations during, June 2000 - 2005	20
Figure 2	-	Licences and registrations by main activity as at June 2004 and 2005	20
Figure 3	-	Licences and registrations by district as at June 2005	36

Technical Notes

1. General

Data compiled in this publication provide useful information on demography and trend of business activities in the different economic sectors of the country.

2. Concepts and Coverage

An operator is required to obtain a licence from the Municipal or District Councils for each type of activity or to register with the appropriate Ministries or organisations (e.g Ministry of Education and Human Resources, the Medical Council, the National Transport Authority, the Tourism Authority, etc.). Statistics published in this report pertain only to activities that are either licensed or registered. Thus activities which are not licensed/registered are excluded. All agricultural related activities, except those in the manufacture of food products, are also not covered.

Statistics on licences relate to the number of licences as delivered by the local authorities. Similarly statistics on registrations are those as registered with the appropriate Ministries or organisations. In some cases, an operator may hold both a licence and a registration certificate. To avoid double counting while compiling statistics on both licences and registrations, such activities have been accounted for in registration only. For example the owner of a bus, besides registering his vehicle with the National Transport Authority may also hold a licence issued by a district council. In the table giving figures for both licences and registrations, the activity of the bus owner is accounted for in registration only.

3. Classification and presentation of data

To cater for the wide range and diverse business activities and for classification purposes, each activity has been assigned an activity code according to the **National Standard Industrial Classification of All Economic Activities (NSIC)**, which is an adapted version of the International Standard Industrial Classification of All Economic Activities (ISIC), Rev. 3, 1990.

The NSIC consists of 5 levels of classification namely:

Level 1	Section:	17 sections identified by one of the letters A to Q
Level 2	Division:	56 divisions identified by the first 2 digits
Level 3	Group:	151 groups identified by the first 3 digits
Level 4	Classes:	302 classes identified by the first 4 digits
Level 5	Sub-classes:	546 sub-classes identified by the first digits

The 17 sections are as follows:

Section	Description	Division
A	Agriculture, Hunting & Forestry	01 and 02
B	Fishing	05
C	Mining & Quarrying	10 – 14
D	Manufacturing	15 – 37
E	Electricity, Gas & Water supply	40 and 41
F	Construction	45
G	Wholesale and Retail trade; Repair of motor vehicles, motorcycles & personal and households goods	50 - 52
H	Hotels and Restaurants	55
I	Transport, Storage & Communications	60 – 64
J	Financial Intermediation	65 – 67
K	Real Estate, Renting & Business activities	70 – 74
L	Public administration & Defence; Compulsory Social security	75
M	Education	80
N	Health & Social work	85
O	Other Community, Social & Personal service Activities	90 - 93
P	Private households with employed persons	95
Q	Extra-territorial organisations & bodies	99

4. Data sources

Licences: - Municipalities and District Councils

- Registrations:**
- Ministry of Industry, Small and Medium Enterprises, Commerce and Cooperatives (EPZ, Pioneer & ESZ)
 - National Transport Authority - Public transport
 - Ministry of Education and Human Resources - Private schools
 - Judicial Department - Legal activities
 - Professional Councils - Medical Practitioners, Dentists, Architects etc
 - Board of Investment - Freeport companies
 - Financial Services Commission - Offshore Companies
 - The Police Department - Driving schools
 - Tourism Authority
 - Beach Authority

Business Activity Statistics, July 2004 - June 2005

Introduction

Statistics on business activities undertaken in the island of Mauritius are compiled mainly from administrative records. They cover activities which are either licensed with the local authorities (municipalities and district councils) or registered with the appropriate organisations such as the Medical and Dental council, the National Transport Authority, the Tourism Authority etc. All agricultural activities are presently excluded.

It must be pointed out that the statistics on business activity refer to the total number of licensed or registered activities and not to the total number of operation units or enterprises. For example, one enterprise may hold three licences: one as general retailer of foodstuff, a second for selling tobacco and a third for selling alcoholic beverages.

2. Evolution of licences between July 2004 and June 2005

From July 2004 to June 2005, 5,974 new licences were issued, of which 4,402 (74%) pertained to activities classified under 'Wholesale and retail trade; repair of motor vehicles, personal and household goods'. During the same period 2,457 licences were cancelled. This brings the total number of licences as at June 2005 to 73,748, representing an increase of 5% over the previous year figure of 70,231 (Table 1.1).

3. Evolution of registrations between July 2004 and June 2005

The number of registered activities increased by 1,705 or by 7% from 25,335 in July 2004 to 27,040 in June 2005. The industry group 'Transport, storage and communications' had the highest number of registered activities with 18,528 (69%) as at June 2005, followed by 'Real estate, renting and business activities' with 2,598 (10%), (Tables 2 & 3.1).

4. Adjusted licences and registrations as at June 2005

Table 3.1 shows the total number of adjusted licences and registered activities as at June 2005. To avoid double counting, activities which are both licensed and registered are included in registrations only.

The total number of adjusted licensed and registered activities as at June 2005 increased by 6% from 90,370 in June 2004 to 95,501 in June 2005. Out of them, around 55% were from the industry group 'Wholesale and retail trade; repair of motor vehicles, personal and household goods' (52,305) and another 20% were from 'Transport, storage and communications' (18,936).

5. Distribution of adjusted licences and registrations by region and industry

Table 5.1 shows the distribution of adjusted licensed and registered activities by activity and region (urban and rural). The number of activities was slightly higher in rural areas (53%) than in urban areas. Activities which are predominant in the rural regions are from the industry groups 'Hotels and restaurants' (65%) and 'Other community, social and personal service activities' (65%). Activities pertaining to the industry groups 'Health and social work', 'Real estate, renting and business activities' and 'Construction' are found mostly in the urban areas (76%, 65% and 63% respectively).

**Central Statistics Office
Ministry of Finance and Economic Development
Port-Louis
Mauritius**

April 2006

Contact Person

Ms P. Koonjul
Senior Statistical officer
Central Business Register Unit
Central Statistics Office
LIC Centre
Port Louis
Tel: (212) 2316/17
Fax: (212) 211 4150
Email: csso_cbr@mail.gov.mu
Website: [http:// statsmauritius.gov.mu](http://statsmauritius.gov.mu)

Table 1.1 - Evolution of licences between July 2004 and June 2005

NSIC	Activity	Number			
		2004 ¹ (as at June)	July 2004 to June 2005		2005 ¹ (as at June)
			Issued	Cancelled	
	Total	70,231	5,974	2,457	73,748
C	Mining and quarrying	5	0	0	5
D	Manufacturing	4,388	286	144	4,530
E	Electricity, gas and water supply	0	0	0	0
F	Construction	799	46	15	830
G	Wholesale and retail trade; repair of motor vehicles, motorcycles, personal and household goods	48,507	4,402	1,791	51,118
H	Hotels and restaurants	4,373	231	140	4,464
I	Transport, storage and communications	4,633	258	154	4,737
J	Financial intermediation	389	37	18	408
K	Real estate, renting and business activities	2,695	263	89	2,869
M	Education	371	45	24	392
N	Health and social work	242	8	2	248
O	Other community, social and personal service activities	3,829	398	80	4,147

¹ Revised

Table 1.2a - Licences by activity as at June, 2004 and 2005 - Manufacturing

NSIC	Activity	2004 ¹	July 2004 to June 2005		2005 ¹
			Issued	Cancelled	
	Total	4,388	286	144	4,530
15 & 16	Food product, beverages and tobacco	746	79	33	792
17 & 18	Textiles and wearing apparel	859	37	22	874
19	Tanning and dressing of leather & footwear	100	6	2	104
20, 36101- 36109	Wood product including furniture	781	39	21	799
21,22	Paper product, publishing and printing	277	18	18	277
23	Coke, refined petroluem products and nuclear fuel	1	1	0	2
24	Chemicals and chemical products	48	0	1	47
25	Rubber and plastic products	181	15	5	191
26	Non-metallic mineral products	82	5	0	87
27, 28, 29	Basic & fabricated metals and machinery n.e.c	459	31	11	479
30000	Office , accounting and computing machinery	4	0	0	4
31, 32	Electrical machinery, apparatus, radio & tv equipment	2	1	0	3
33	Medical optical instrument, watches and clocks	41	2	0	43
34, 35	Motor vehicles, trailers and other transport equipment	7	1	1	7
36911- 36919	Jewellery and related products	510	24	18	516
36920- 36999	Manufacturing n.e.c.	290	27	12	305
37	Recycling	0	0	0	0

¹ Revised

Table 1.2b - Licences by activity as at June, 2004 and 2005 - Electricity, Gas and Water Supply

NSIC	Activity	2004	July 2004 to June 2005		2005
			Issued	Cancelled	
40 & 41	Electricity, gas and water supply	0	0	0	0

Table 1.2c - Licences by activity as at June, 2004 and 2005 - Construction

NSIC	Activity	2004 ¹	July 2004 to June 2005		2005 ¹
			Issued	Cancelled	
45	Construction	799	46	15	830

Table 1.2d - Licences by activity as at June, 2004 and 2005 - Hotels and Restaurants

NSIC	Activity	2004 ¹	July 2004 to June 2005		2005 ¹
			Issued	Cancelled	
	Total	4,373	231	140	4,464
55101 - 55109	Hotel and boarding houses	0	0	0	0
55201 - 55202	Restaurants	0	0	0	0
55203	Bars	1,649	52	46	1,655
55204 - 55209	Canteens and other eating places	2,724	179	94	2,809

¹ Revised

**Table 1.2e - Licences by activity as at June, 2004 and 2005 - Wholesale and retail trade;
Repair of motor vehicles, motorcycles and personal and household goods**

NSIC	Activity	2004 ¹	July 2004 to June 2005		2005 ¹
			Issued	Cancelled	
	Total	48,507	4,402	1,791	51,118
501 & 502	Sale and repairs of motor vehicles	570	46	16	600
503	Sale of motor vehicle spare parts and accessories	692	59	36	715
504	Sale and repairs of motorcycles/spare parts	365	32	12	385
505	Retail sale of automotive fuel	144	12	4	152
51	Wholesaler/Commission Agent except of motor vehicles	4,155	798	207	4,746
5211	General retailer foodstuff and non-foodstuff	5,410	266	151	5,525
5219	General retailer non-foodstuff (non-specialised)	6,024	583	278	6,329
5220	Retail sale of food, beverages and tobacco	10,488	814	365	10,937
5231	Retail sale of pharmaceutical goods	228	10	7	231
5232	Retail sale of textiles and footwear	589	48	48	589
5233	Retail sale of household appliances	560	66	39	587
5234	Retail of hardware, paints and glass	914	67	44	937
5235	Sale of furniture	579	44	18	605
5236	Bookshop	248	19	11	256
5237	Jewellers shop	147	15	8	154
5239	Retail sale in specialised stores	1,878	146	71	1,953
5240	Retail sale of second hand goods in stores	18	2	1	19
5252	Retail at market place and fairs	10,724	938	387	11,275
5259	Hawkers, street vendors and mobile victualler	4,074	386	70	4,390
5260	Repair of personal and household goods	700	51	18	733

¹ Revised

Table 1.2f - Licences by activity as at June, 2004 and 2005 - Transport, storage and communications

NSIC	Activity	2004 ¹	July 2004 to June 2005		2005 ¹
			Issued	Cancelled	
				Total	4,633
60211 - 60219	Bus transport	1,012	38	49	1,001
60221	Taxi car	1,654	96	21	1,729
60231 - 60239	Freight transport by road	1,568	96	60	1,604
63010 - 63030 & 63090	Supporting and auxilliary transport activities	397	28	24	401
63041 - 63042	Travel agencies and tour operators	0	0	0	0
64	Post and telecommunications	2	0	0	2

¹ Revised

**Table 1.2g - Licences by activity as at June, 2004 and 2005 - Financial intermediation;
Real estate and business activities**

NSIC	Activity	2004 ¹	July 2004 to June 2005		Number
			Issued	Cancelled	2005 ¹
	Total	3,084	300	107	3,277
65	Financial intermediation except insurance & pension funding	198	15	7	206
66	Insurance and pension funding except compulsory social security	155	2	9	148
67	Activities auxiliary to financial intermediation	36	20	2	54
70	Real estate activities	258	23	11	270
71	Renting of machinery and equipment	1,497	126	21	1,602
72	Computer and related activities	17	13	2	28
74111	Attorney	127	3	2	128
74112	Notary	52	6	2	56
74113	Barrister	0	0	0	0
74121 & 74122	Accounting and Tax consultancy	58	8	2	64
7414	Business and management consultancy activities	54	13	6	61
74211	Engineer	14	3	0	17
74212 & 74213	Quantity and Land surveyors	61	4	6	59
74214	Architect	27	2	2	27
7422	Motor surveyors	105	12	5	112
74300	Advertising	77	11	7	81
749	Business activities n.e.c	348	39	23	364

¹ Revised

Table 1.2h - Licences by activity as at June, 2004 and 2005 - Education; Health and Social work; Community, social and personal service activities

NSIC	Activity	2004 ¹	July 2004 to June 2005		Number	
			Issued	Cancelled	2005 ¹	
	Total	4,442	451	106	4,787	
80101	Pre-Primary	0	0	0	0	
80102	Primary	0	0	0	0	
80210	Secondary	0	0	0	0	
80220	Vocational training centre	328	34	23	339	
80301 - 80309	Higher education	5	0	1	4	
80901 - 80909	Adult & other education	38	11	0	49	
85121 - 85122	Medical practitioner	89	0	1	88	
85123	Dentist	43	0	0	43	
85124 - 85320	Optician, Other health and Social work activities	110	8	1	117	
90	Sewage and refuse disposal, sanitation and similar activities	25	0	2	23	
91	Activities of membership organisations n.e.c	36	3	0	39	
92	Recreational cultural & sporting activities	2,327	238	20	2,545	
93	Other service activities	1,441	157	58	1,540	

¹ Revised

Table 2 - Registrations by activity and district as at June 2005¹

NSIC	Activity	Number									
		Port - Louis	P/Wilhelms	Pamplemousses	Riv. du Rempart	Moka	Flacq	Grand Port	Savanne	Black - River	All districts
	Total	5,405	6,813	3,289	3,317	1,448	3,131	1,579	906	1,152	27,040
C	Mining and quarrying	1	0	0	0	0	0	0	0	0	1
D	Manufacturing	136	216	78	43	49	28	21	17	31	619
E	Electricity, gas and water supply	0	0	1	0	0	2	0	1	0	4
F	Construction	0	1	0	0	0	0	0	0	0	1
G	Wholesale and retail trade; repair of motor vehicles, personal and household goods	420	69	217	68	4	143	54	16	196	1,187
H	Hotels and restaurants	161	365	211	336	18	197	107	17	207	1,619
I	Transport, storage and communications	3,149	4,695	2,356	2,527	1,052	2,354	1,206	761	428	18,528
J	Financial intermediation	13	0	0	0	0	0	0	0	0	13
K	Real estate, renting and business activities	1,261	681	181	97	229	22	47	15	65	2,598
M	Education	161	379	116	93	72	122	92	64	41	1,140
N	Health and social work	92	401	24	32	24	28	16	14	6	637
O	Other community, social and personal services	11	6	105	121	0	235	36	1	178	693

¹ Revised

Table 3.1 - Licences¹ and registrations by activity as at June, 2004 and 2005

NSIC	Activity	Number					
		2004 ²			2005 ²		
		Licences only	Registrations	Total	Licences only	Registrations	Total
	Total	65,035	25,335	90,370	68,461	27,040	95,501
C	Mining and quarrying	5	0	5	5	1	6
D	Manufacturing	4,388	600	4,988	4,530	619	5,149
E	Electricity, gas and water supply	0	4	4	0	4	4
F	Construction	799	1	800	830	1	831
G	Wholesale and retail trade; repair of motor vehicles, motor cycles and personal and household goods	48,507	1,147	49,654	51,118	1,187	52,305
H	Hotels and restaurants	4,373	1,418	5,791	4,464	1,619	6,083
I	Transport, storage and communications	404	17,304	17,708	408	18,528	18,936
J	Financial intermediation and insurance	389	13	402	408	13	421
K	Real estate, renting and business activities	1,873	2,455	4,328	2,042	2,598	4,640
M	Education	371	1,124	1,495	392	1,140	1,532
N	Health and social work	110	603	713	117	637	754
O	Other community, social and personal service activities	3,816	666	4,482	4,147	693	4,840

¹ Adjusted - some activities are both licensed and registered. To avoid double counting such activities are included under registrations only.

² Revised

Fig 1 - Evolution of total number of licences¹ & registrations during, June 2000 - 2005

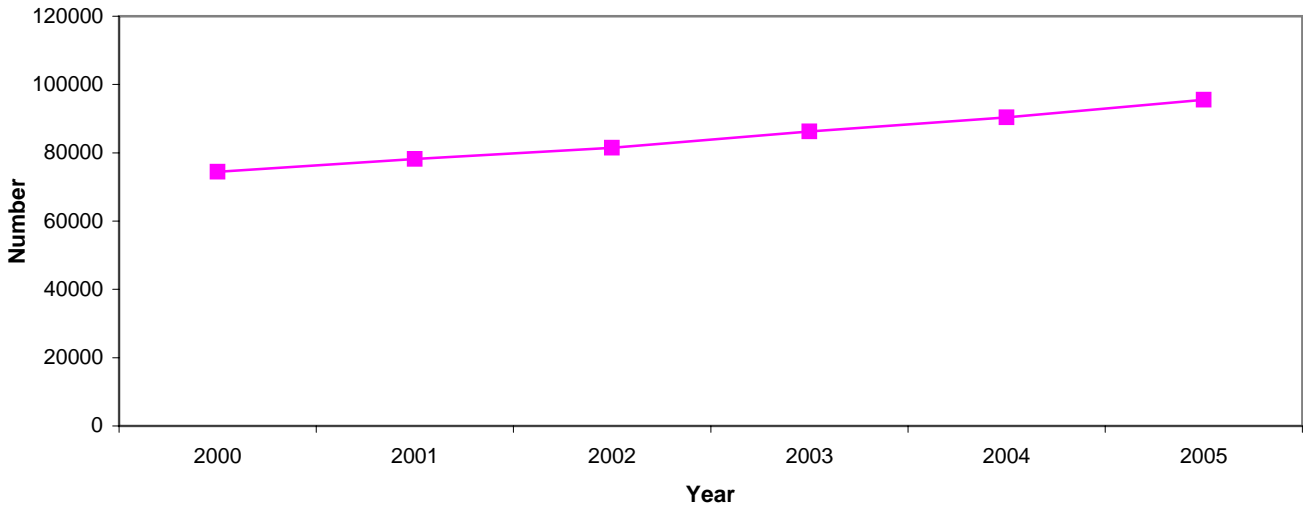
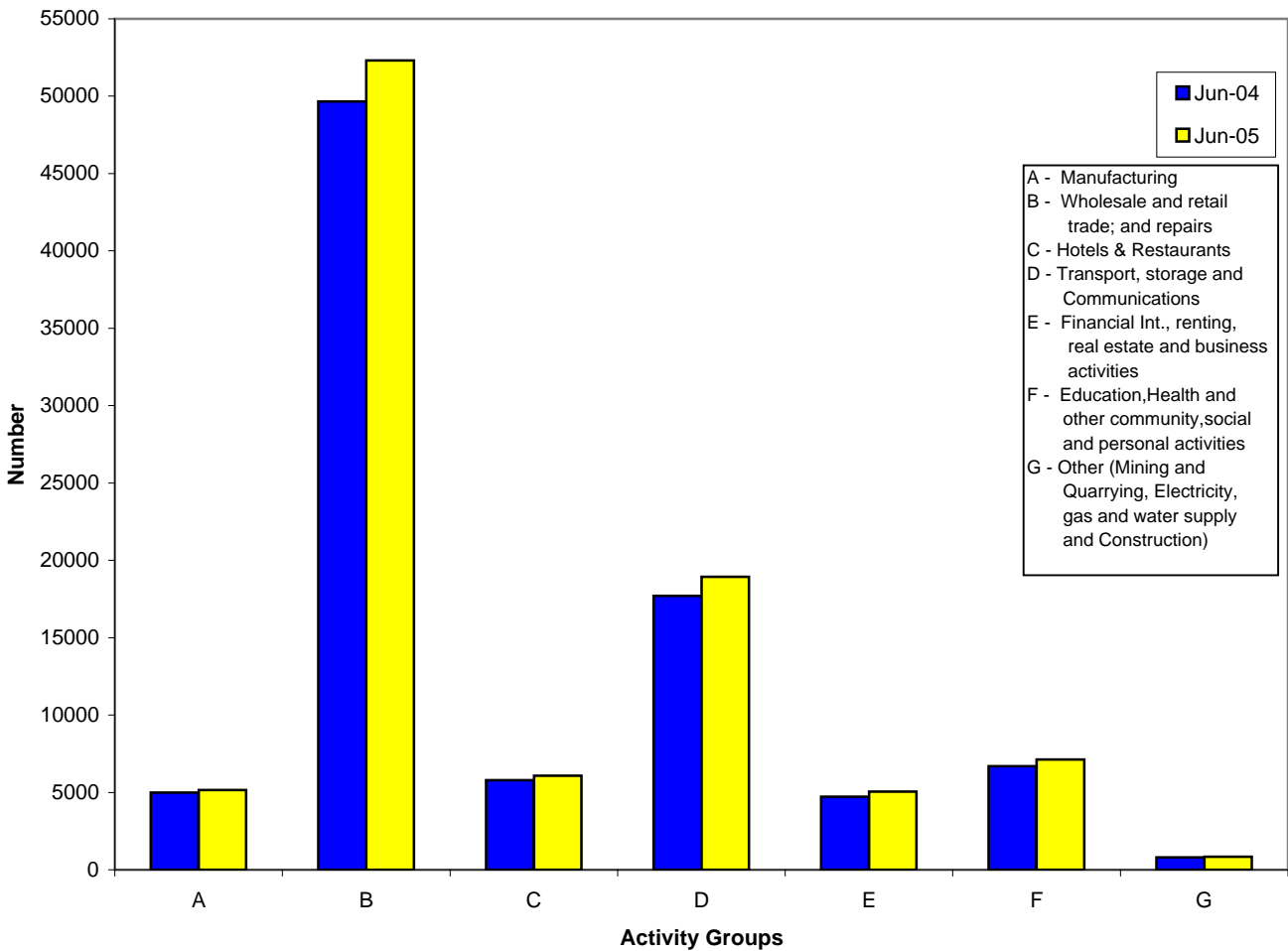


Fig 2 - Licences¹ & registrations by main activity as at June, 2004 and 2005



¹ Adjusted - some activities are both licensed and registered. To avoid double counting such activities are included under registrations only.

Table 3.2a - Licences¹ and registrations by activity as at June 2005² - Manufacturing

				Number
NSIC	Activity	Licences only	Registrations	Total
	Total	4,530	619	5,149
15 & 16	Food product, beverages and tobacco	792	30	822
17 & 18	Textiles and wearing apparel	874	267	1,141
19	Tanning and Dressing of leather and footwear	104	8	112
20, 36101- 36109	Wood Product including furniture	799	21	820
21,22	Paper product, publishing and printing	277	32	309
23	Coke, refined petroleum products and nuclear fuel	2	0	2
24	Chemicals and chemical products	47	20	67
25	Rubber and plastic products	191	36	227
26	Non-metallic mineral product	87	13	100
27, 28, 29	Basic and fabricated metals and machinery n.e.c	479	51	530
30000	Office equipment	4	7	11
31, 32	Electrical machinery, apparatus, radio & tv equipment	3	36	39
33	Medical optical instrument, watches and clocks	43	14	57
34, 35	Motor vehicles, trailers and other transport equipment	7	9	16
36911- 36919	Jewellery and related products	516	35	551
36920- 36999	Manufacturing n.e.c.	305	32	337
37	Recycling	0	8	8

¹ Adjusted - some activities are both licensed and registered. To avoid double counting such activities are included under registrations only.

² Revised

Table 3.2b - Licences¹ and registrations by activity as at June 2005² - Electricity, Gas and Water Supply

NSIC	Activity	Number		
		Licences only	Registrations	Total
40 & 41	Electricity, gas and water supply	0	4	4

Table 3.2c - Licences¹ and registrations by activity as at June 2005² - Construction

NSIC	Activity	Number		
		Licences only	Registrations	Total
45	Construction	830	1	831

Table 3.2d - Licences¹ and registrations by activity as at June 2005² - Hotels and Restaurants

NSIC	Activity	Number		
		Licences only	Registrations	Total
	Total	4,464	1,619	6,083
55101 - 55109	Hotel and boarding houses	0	444	444
55201 - 55202	Restaurants	0	624	624
55203	Bars	1,655	551	2,206
55204 - 55209	Canteens and other eating places	2,809	0	2,809

¹ Adjusted - some activities are both licensed and registered. To avoid double counting such activities are included under registrations only.

² Revised

**Table 3.2e - Licences¹ and registrations by activity as at June 2005² - Wholesale and retail trade;
Repair of motor vehicles, motorcycles and personal and household goods**

				Number
NSIC	Activity	Licences only	Registrations	Total
	Total	51,118	1,187	52,305
501 & 502	Sale and repairs of motor vehicles	600	0	600
503	Sale of motor vehicle spare parts and accessories	715	0	715
504	Sale and repairs of motorcycles/spare parts	385	0	385
505	Retail sale of automotive fuel	152	0	152
51	Wholesaler/Commission Agent except motor vehicles	4,746	540	5,286
5211	General Retailer foodstuff and non-foodstuff	5,525	0	5,525
5219	General Retailer non-foodstuff (non-specialised)	6,329	0	6,329
5220	Retail sale of food, beverages and tobacco	10,937	0	10,937
5231	Retail sale of pharmaceutical goods	231	0	231
5232	Retail sale of textiles and footwear	589	0	589
5233	Retail sale of household appliances	587	0	587
5234	Retail of hardware, paints and glass	937	0	937
5235	Sale of furniture	605	0	605
5236	Bookshop	256	0	256
5237	Jewellers shop	154	0	154
5239	Retail sale in specialised stores	1,950	0	1,950
5240	Retail sale of second hand goods in stores	19	0	19
5252	Retail at market place and fairs	11,275	0	11,275
5259	Hawkers, street vendors and mobile victualler	4,393	647	5,040
5260	Repair of personal and household goods	733	0	733

¹ Adjusted - some activities are both licensed and registered. To avoid double counting such activities are included under registrations only.

² Revised

Table 3.2f - Licences¹ and registrations by activity as at June 2005² - Transport, storage & communications

				Number
NSIC	Activity	Licences only	Registrations	Total
	Total	408	18,528	18,936
60211 - 60219	Bus transport	0	4,984	4,984
60221	Taxi	0	6,615	6,615
60231 - 60239	Freight transport by road	5	6,625	6,630
63010 - 63030 & 63090	Supporting and auxilliary transport activities	401	50	451
63041 - 63042	Travel agencies and tour operators	0	253	253
64	Post and telecommunications	2	1	3

¹ Adjusted - some activities are both licensed and registered. To avoid double counting such activities are included under registrations only.

² Revised

**Table 3.2g - Licences¹ and registrations by activity as at June 2005² - Financial intermediation;
Real estate and business activities**

				Number
NSIC	Activity	Licences only	Registrations	Total
	Total	2,450	2,611	5,061
65	Financial intermediation except insurance & pension funding	206	12	218
66	Insurance and pension funding except compulsory social security	148	0	148
67	Activities auxiliary to financial intermediation	54	1	55
70	Real estate activities	270	0	270
71	Renting of machinery and equipment	986	1,738	2,724
72	Computer and related activities	28	72	100
74111	Attorney	0	128	128
74112	Notary	0	54	54
74113	Barrister	0	275	275
74121 & 74122	Accounting & tax consultancy activities	65	0	65
7414	Business and management consultancy activities	61	151	212
74211	Engineer	17	6	23
74212 & 74213	Quantity and Land surveyors	59	0	59
74214	Architect	0	104	104
7422	Motor surveyors	111	36	147
74300	Advertising	81	0	81
749	Business activities n.e.c	364	34	398

¹ Adjusted - some activities are both licensed and registered. To avoid double counting such activities are included under registrations only.

² Revised

Table 3.2h - Licences¹ and registrations by activity as at June 2005² - Education; Health and Social work; Community, social and personal service activities

				Number
NSIC	Activity	Licences only	Registrations	Total
	Total	4,656	2,470	7,126
80101	Pre-Primary	0	804	804
80102	Primary	0	73	73
80210	Secondary	0	115	115
80220	Vocational training centre	339	1	340
8030	Higher education	4	7	11
80901 - 80909	Adult & other education	49	140	189
85121 - 85122	Medical practioner	0	519	519
85123	Dentist	0	118	118
85124 - 85320	Optician, Other health and Social work activities	117	0	117
90	Sewage and refuse disposal, sanitation and similar activities	23	0	23
91	Activities of membership organisations n.e.c	39	0	39
92	Recreational cultural & sporting activities	2,549	679	3,228
93	Other service activities	1,536	14	1,550

¹ Adjusted - some activities are both licensed and registered. To avoid double counting such activities are included under registrations only.

² Revised

Table 4 - Net changes in licences¹ and registrations by activity, June 2004 to June 2005²

NSIC	Activity	2004 ²	2005 ²	Number	
				Net change	
				Number	%
	Total	90,370	95,501	5,131	5.7
C	Mining and quarrying	5	6	1	20.0
D	Manufacturing	4,988	5,149	161	3.2
E	Electricity	4	4	0	0.0
F	Construction	800	831	31	3.9
G	Wholesale and retail trade; repair of motor vehicles, motorcycles, personal and household goods	49,654	52,305	2,651	5.3
H	Hotels and restaurants	5,791	6,083	292	5.0
I	Transport, storage and communications	17,708	18,936	1,228	6.9
J	Financial intermediation and insurance	402	421	19	4.7
K	Real estate, renting and business activities	4,328	4,640	312	7.2
M	Education	1,495	1,532	37	2.5
N	Health and social work	713	754	41	5.8
O	Other community, social and personal service activities	4,482	4,840	358	8.0

¹ Adjusted - some activities are both licensed and registered. To avoid double counting such activities are included under registrations only.

² Revised

Table 5.1 - Licences¹ and registrations by activity and region as at June 2005² - All sections

				Number
NSIC	Activity	Urban	Rural	Total
	Total	44,434	51,067	95,501
C	Mining and quarrying	1	5	6
D	Manufacturing	2,704	2,445	5,149
E	Electricity, gas and water supply	0	4	4
F	Construction	523	308	831
G	Wholesale and retail trade; repair of motor vehicles, motorcycles, personal and household goods	24,573	27,732	52,305
H	Hotels and restaurants	2,145	3,938	6,083
I	Transport, storage and communications	8,163	10,773	18,936
J	Financial intermediation and insurance	245	176	421
K	Real estate, renting and business activities	3,003	1,637	4,640
M	Education	830	702	1,532
N	Health and social work	576	178	754
O	Other community, social and personal service activities	1,671	3,169	4,840

¹ Adjusted - some activities are both licensed and registered. To avoid double counting such activities are included under registrations only.

² Revised

Table 5.2a - Licences¹ and registrations by activity and region as at June 2005² - Manufacturing

				Number
NSIC	Activity	Urban	Rural	Total
	Total	2,704	2,445	5,149
15 & 16	Food product, beverages and tobacco	400	422	822
17 & 18	Textiles and wearing apparel	581	560	1,141
19	Tanning and dressing of leather & footwear	65	47	112
20, 36101- 36109	Wood product including furniture	449	371	820
21,22	Paper product, publishing and printing	214	95	309
23	Coke, refined petroleum products and nuclear fuel	0	2	2
24	Chemicals and chemical products	34	33	67
25	Rubber and plastic products	128	99	227
26	Non-metallic mineral products	30	70	100
27, 28, 29	Basic & fabricated metals and machinery n.e.c	296	234	530
30000	Office equipment	10	1	11
31, 32	Electrical machinery, apparatus, radio & tv equipment	25	14	39
33	Medical optical instrument, watches and clocks	23	34	57
34, 35	Motor vehicles, trailers and other transport equipment	10	6	16
36911- 36919	Jewellery and related products	278	273	551
36920- 36999	Manufacturing n.e.c.	157	180	337
37	Recycling	4	4	8

¹ Adjusted - some activities are both licensed and registered. To avoid double counting such activities are included under registrations only.

² Revised

Table 5.2b - Licences¹ and registrations by activity and region as at June 2005² - Electricity, Gas and Water Supply

Number

NSIC	Activity	Urban	Rural	Total
40 & 41	Electricity, gas and water	0	4	4

Table 5.2c - Licences¹ and registrations by activity and region as at June 2005² - Construction

Number

NSIC	Activity	Urban	Rural	Total
45	Construction	523	308	831

Table 5.2d - Licences¹ and registrations by activity and region as at June 2005² - Hotels and Restaurants

Number

NSIC	Activity	Urban	Rural	Total
	Total	2,145	3,938	6,083
55101 - 55109	Hotels and boarding houses	86	358	444
55201 - 55202	Restaurants	227	397	624
55203	Bars	633	1,573	2,206
55204 - 55209	Canteens and other eating places	1,199	1,610	2,809

¹ Adjusted - some activities are both licensed and registered. To avoid double counting such activities are included under registrations only.

² Revised

**Table 5.2e - Licences¹ and registrations by activity and region as at June 2005² - Wholesale and retail trade;
Repair of motor vehicles, motorcycles and personal and household goods**

		Number		
NSIC	Activity	Urban	Rural	Total
	Total	24,573	27,732	52,305
501 & 502	Sale and repairs of motor vehicles	318	282	600
503	Sale of motor vehicle spare parts and accessories	458	257	715
504	Sale and repairs of motorcycles/spare parts	217	168	385
505	Retail sale of automotive fuel	70	82	152
51	Wholesaler/Commission Agent except of motor vehicles	3,360	1,926	5,286
5211	General retailer foodstuff and non-foodstuff	2,262	3,263	5,525
5219	General retailer non-foodstuff (non-specialised)	3,683	2,646	6,329
5220	Retail sale of food, beverages and tobacco	4,642	6,295	10,937
5231	Retail sale of pharmaceutical goods	151	80	231
5232	Retail sale of textiles and footwear	459	130	589
5233	Retail sale of household appliances	357	230	587
5234	Retail of hardware, paints and glass	481	456	937
5235	Sale of furniture	232	373	605
5236	Bookshop	154	102	256
5237	Jewellers shop	69	85	154
5239	Retail sale in specialised stores	823	1,127	1,950
5240	Retail sale of second-hand goods in stores	15	4	19
5252	Retail at market place and fairs	4,497	6,778	11,275
5259	Hawkers, street vendors and mobile victualler	1,936	3,104	5,040
5260	Repair of personal and household goods	389	344	733

¹ Adjusted - some activities are both licensed and registered. To avoid double counting such activities are included under registrations only.

² Revised

**Table 5.2f - Licences¹ and registrations by activity and region as at June 2005² -
Transport, storage and communications**

NSIC	Activity	Number		
		Urban	Rural	Total
	Total	8,163	10,773	18,936
60211 - 60219	Bus Transport	2,439	2,545	4,984
60221	Taxi car	2,684	3,931	6,615
60231 - 60239	Freight transport by road	2,524	4,106	6,630
63010 - 63030 & 63090	Supporting and auxilliary transport activities	354	97	451
63041 - 63042	Travel agencies and tour operators	159	94	253
64	Post and telecommunications	3	0	3

¹ Adjusted - some activities are both licensed and registered. To avoid double counting such activities are included under registrations only.

² Revised

**Table 5.2g - Licences¹ and registrations by activity and region as at June 2005² - Financial intermediation;
Real estate and business activities**

				Number
NSIC	Activity	Urban	Rural	Total
	Total	3,248	1,813	5,061
65	Financial intermediation except insurance & pension funding	116	102	218
66	Insurance and pension funding except compulsory social security	97	51	148
67	Activities auxiliary to financial intermediation	32	23	55
70	Real estate activities	167	103	270
71	Renting of machinery and equipment	1,436	1,288	2,724
72	Computer and related activities	84	16	100
74111	Attorney	128	0	128
74112	Notary	54	0	54
74113	Barrister	275	0	275
74121 - 74122	Accounting and tax consultancy	59	6	65
7414	Business and management consultancy activities	199	13	212
74211	Engineer	20	3	23
74212 & 74213	Quantity and land surveyors	54	5	59
74214	Architect	86	18	104
7422	Motor surveyors	112	35	147
74300	Advertising	65	16	81
749	Business activities n.e.c	264	134	398

¹ Adjusted - some activities are both licensed and registered. To avoid double counting such activities are included under registrations only.

² Revised

Table 5.2h - Licences¹ and registrations by activity and region as at June 2005² - Education; Health and Social work; Community, social and personal service activities

				Number
NSIC	Activity	Urban	Rural	Total
	Total	3,077	4,049	7,126
80101	Pre-Primary	343	461	804
80102	Primary	37	36	73
80210	Secondary	69	46	115
80220	Vocational training centre	257	83	340
8030	Higher education	4	7	11
80901 - 80909	Adult and other education	120	69	189
85121 - 85122	Medical practioner	402	117	519
85123	Dentist	91	27	118
85124 - 85320	Optician, Other health and Social work activities	83	34	117
90	Sewage and refuse disposal, sanitation and similar activities	8	15	23
91	Activities of membership organisations n.e.c	24	15	39
92	Recreational cultural and sporting activities	753	2,475	3,228
93	Other service activities	886	664	1,550

¹ Adjusted - some activities are both licensed and registered. To avoid double counting such activities are included under registrations only.

² Revised

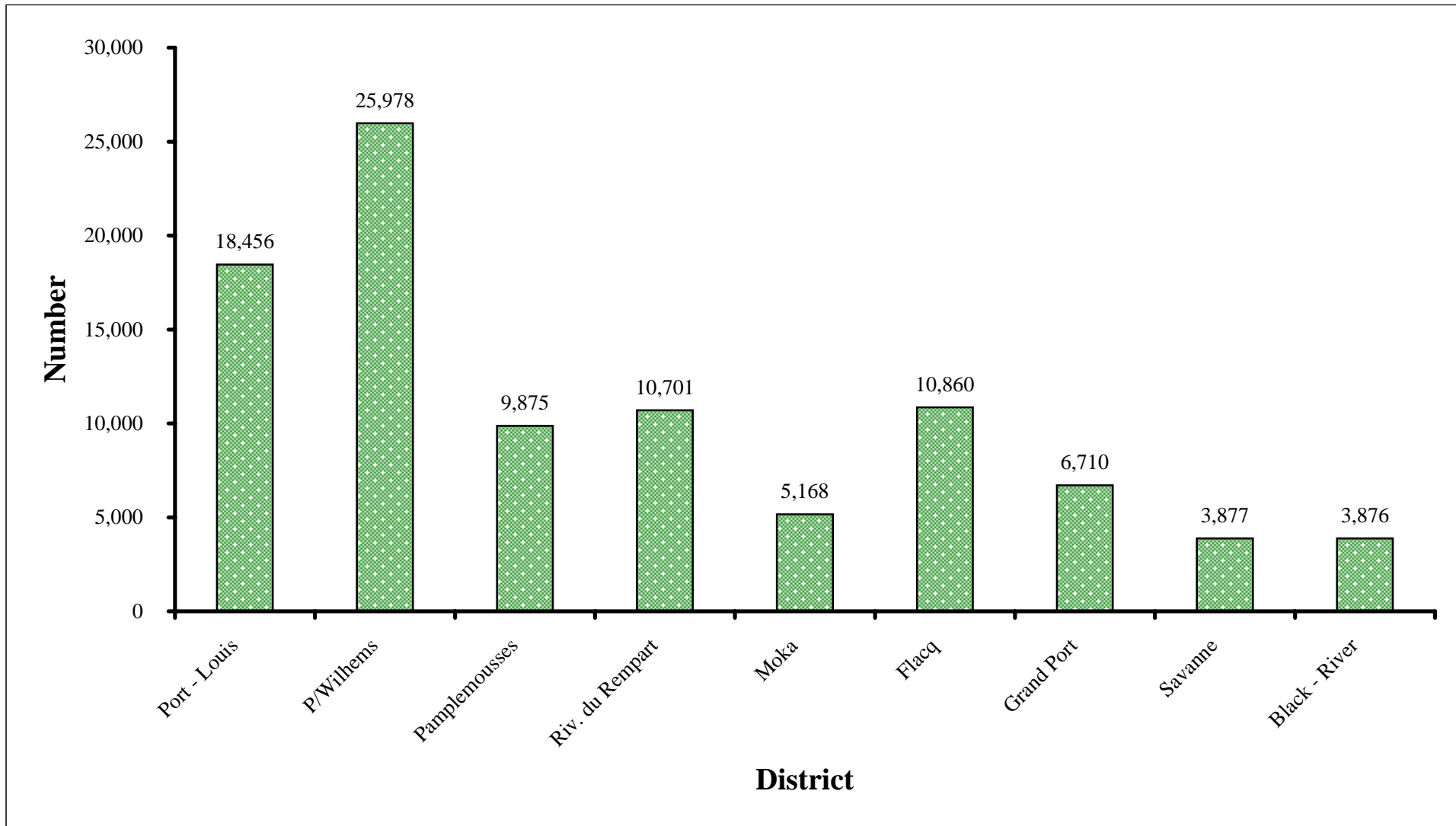
Table 6.1 - Licences¹ and registrations by activity and district as at June 2005²

											Number
NSIC	Activity	Port - Louis	P/Wilhems	Pamplemousses	Riv. du Rempart	Moka	Flacq	Grand Port	Savanne	Black - River	All districts
	Total	18,456	25,978	9,875	10,701	5,168	10,860	6,710	3,877	3,876	95,501
C	Mining and quarrying	1	0	0	0	0	0	0	0	5	6
D	Manufacturing	1,072	1,632	521	376	257	445	361	246	239	5,149
E	Electricity	0	0	1	0	0	2	0	1	0	4
F	Construction	144	379	63	46	49	67	41	11	31	831
G	Wholesale and retail trade; repair of motor vehicles, motorcycles, personal and household goods	10,206	14,367	5,375	6,124	2,746	5,817	3,502	1,954	2,214	52,305
H	Hotels and restaurants	705	1,440	684	808	302	806	621	288	429	6,083
I	Transport, storage and communications	3,405	4,758	2,380	2,532	1,052	2,355	1,241	761	452	18,936
J	Financial intermediation and insurance	157	88	19	42	14	48	30	16	7	421
K	Real estate, renting and business activities	1,718	1,285	378	302	333	227	164	82	151	4,640
M	Education	284	546	128	112	87	151	104	69	51	1,532
N	Health and social work	126	450	28	40	29	37	20	14	10	754
O	Other community, social and personal services	638	1,033	298	319	299	905	626	435	287	4,840

¹ Adjusted - some activities are both licensed and registered. To avoid double counting such activities are included under registrations only.

² Revised

Fig 3 - Licences¹ and registrations by district as at June 2005



¹ Adjusted - some activities are both licensed and registered. To avoid double counting such activities are included under registrations only.

Table 6.2a - Licences¹ and registrations by activity and district as at June 2005² - Manufacturing

NSIC	Activity	Number									
		Port - Louis	P/Wilhems	Pamplemousses	Riv. du Rempart	Moka	Flacq	Grand Port	Savanne	Black - River	All districts
	Total	1,072	1,632	521	376	257	445	361	246	239	5,149
15 & 16	Food product, beverages and tobacco	152	248	88	60	47	68	68	49	42	822
17 & 18	Textiles and wearing apparel	173	408	91	83	72	115	87	78	34	1,141
19	Tanning and dressing of leather & footwear	29	36	16	6	7	3	10	3	2	112
20, 36101- 36109	Wood product including furniture	139	310	62	62	36	86	67	36	22	820
21,22	Paper product, publishing and printing	131	83	20	12	17	11	11	6	18	309
23	Coke, refined petroleum products and nuclear fuel	0	0	0	0	0	1	0	0	1	2
24	Chemicals and chemical products	18	16	12	2	4	1	2	0	12	67
25	Rubber and plastic products	80	48	19	18	6	9	26	13	8	227
26	Non-metallic mineral products	16	14	19	3	4	14	11	3	16	100
27, 28, 29	Basic & fabricated metals and machinery, n.e.c	93	203	60	58	19	34	24	20	19	530
30000	Office equipment	4	6	1	0	0	0	0	0	0	11
31, 32	Electrical machinery, apparatus, radio & tv equipment	16	9	7	0	3	1	2	0	1	39
33	Medical optical instrument, watches and clocks	4	19	9	10	7	6	0	1	1	57
34, 35	Motor vehicles, trailers and other transport equipment	8	2	0	0	1	0	1	0	4	16
36911- 36919	Jewellery and related products	128	150	52	38	25	83	35	31	9	551
36920- 36999	Manufacturing, n.e.c.	78	79	64	24	8	13	15	6	50	337
37	Recycling	3	1	1	0	1	0	2	0	0	8

¹ Adjusted - some activities are both licensed and registered. To avoid double counting such activities are included under registrations only.

² Revised

Table 6.2b - Licences¹ and registrations by activity and district as at June 2005² - Electricity, Gas and Water Supply

NSIC	Activity										Number
		P - Louis	P/Wilhems	Pamp.	R.Rempart	Moka	Flacq	G - Port	Savanne	B - River	All districts
40 & 41	Electricity, Gas and water	0	0	1	0	0	2	0	1	0	4

Table 6.2c - Licences¹ and registrations by activity and district as at June 2005² - Construction

NSIC	Activity										Number
		P - Louis	P/Wilhems	Pamp.	R.Rempart	Moka	Flacq	G - Port	Savanne	B - River	All districts
4520	Construction	144	379	63	46	49	67	41	11	31	831

Table 6.2d - Licences¹ and registrations by activity and district as at June 2005² - Hotels and Restaurants

NSIC	Activity										Number
		P - Louis	P/Wilhems	Pamp.	R.Rempart	Moka	Flacq	G - Port	Savanne	B - River	All districts
	Total	705	1,440	684	808	302	806	621	288	429	6,083
55101 - 55109	Hotels and boarding houses	24	62	72	140	0	40	37	2	67	444
55201 - 55202	Restaurants	68	159	72	99	12	87	40	11	76	624
55203	Bars	173	460	242	301	136	347	275	136	136	2,206
55204 - 55209	Canteens and other eating places	440	759	298	268	154	332	269	139	150	2,809

¹ Adjusted - some activities are both licensed and registered. To avoid double counting such activities are included under registrations only.

² Revised

**Table 6.2e - Licences¹ and registrations by activity and district as at June 2005² - Wholesale and retail trade;
Repair of motor vehicles, motorcycles & personal and household goods**

NSIC	Activity	Number									
		P - Louis	P/Wilhems	Pamp.	R.Renpart	Moka	Flacq	G - Port	Savanne	B - River	All districts
	Total	10,206	14,367	5,375	6,124	2,746	5,817	3,502	1,954	2,214	52,305
501 & 502	Sale and repairs of motor vehicles	127	191	57	39	39	64	38	24	21	600
503	Sale of motor vehicle spare parts and accessories	256	202	61	44	23	44	36	24	25	715
504	Sale and repairs of motorcycles/spare parts	113	104	38	30	10	37	28	21	4	385
505	Retail sale of automotive fuel	19	51	13	19	6	18	12	7	7	152
51	Wholesaler/Commission Agent except of motor vehicles	2,083	1,277	285	246	319	524	216	135	201	5,286
5211	General retailer foodstuff and non-foodstuff	709	1,553	626	617	257	446	688	356	273	5,525
5219	General retailer non-foodstuff (non-specialised)	1,520	2,163	398	729	228	614	305	172	200	6,329
5220	Retail sale of food, beverages and tobacco	1,590	3,052	1,057	978	687	1,444	977	545	607	10,937
5231	Retail sale of pharmaceutical goods	47	104	17	15	9	13	14	7	5	231
5232	Retail sale of textiles and footwear	365	94	14	34	2	1	42	34	3	589
5233	Retail sale of household appliances	183	174	33	37	11	44	54	30	21	587
5234	Retail of hardware, paints and glass	229	252	85	87	44	97	65	51	27	937
5235	Sale of furniture	35	197	83	70	30	80	54	39	17	605
5236	Bookshop	55	99	23	22	13	21	16	4	3	256
5237	Jewellers shop	24	45	17	37	2	10	2	0	17	154
5239	Retail sale in specialised stores	274	549	205	213	97	249	187	92	84	1,950
5240	Retail sale of second-hand goods in stores	11	4	2	0	0	0	2	0	0	19
5252	Retail at market place and fairs	966	3,531	1,511	2,244	768	1,555	228	78	394	11,275
5259	Hawkers, street vendors and mobile victualler	1,463	473	777	609	159	458	499	325	277	5,040
5260	Repair of personal and household goods	137	252	73	54	42	98	39	10	28	733

¹ Adjusted - some activities are both licensed and registered. To avoid double counting such activities are included under registrations only.

² Revised

Table 6.2f - Licences¹ and registrations by activity and district as at June 2005² - Transport, storage and communications

NSIC	Activity	Number									
		Port - Louis	P/Wilhems	Pamplemousses	Riv. Du Rempart	Moka	Flacq	Grand Port	Savanne	Black - River	All districts
	Total	3,405	4,758	2,380	2,532	1,052	2,355	1,241	761	452	18,936
60211 - 60219	Bus Transport	629	1,810	550	483	325	483	401	232	71	4,984
60221	Taxi car	1,080	1,604	558	775	237	1,372	501	238	250	6,615
60231 - 60239	Freight transport by road	1,319	1,205	1,225	1,221	489	491	297	290	93	6,630
63010 - 63030 & 63090	Supporting and auxilliary transport activities	282	72	29	6	0	1	37	0	24	451
63041 - 63042	Travel agencies and tour operators	92	67	18	47	1	8	5	1	14	253
64	Post and telecommunications	3	0	0	0	0	0	0	0	0	3

¹ Adjusted - some activities are both licensed and registered. To avoid double counting such activities are included under registrations only.

² Revised

**Table 6.2g - Licences¹ and registrations by activity and district as at June 2005² - Financial intermediation;
Real estate and business activities**

NSIC	Activity	Number									
		P - Louis	P/Wilhems	Pamp.	R.Rempart	Moka	Flacq	G - Port	Savanne	B - River	All districts
	Total	1,875	1,373	397	344	347	275	194	98	158	5,061
65	Financial intermediation except insurance & pension funding	57	59	14	26	8	19	22	9	4	218
66	Insurance and pension funding except compulsory social security	70	27	3	9	4	19	8	6	2	148
67	Activities auxiliary to financial intermediation	30	2	2	7	2	10	0	1	1	55
70	Real estate activities	73	94	26	45	6	12	5	1	8	270
71	Renting of machinery and equipment	654	782	304	216	285	177	132	69	105	2,724
72	Computer and related activities	43	41	3	0	4	2	1	0	6	100
74111	Attorney	128	0	0	0	0	0	0	0	0	128
74112	Notary	54	0	0	0	0	0	0	0	0	54
74113	Barrister	275	0	0	0	0	0	0	0	0	275
74121 & 74122	Accounting and Tax consultancy	43	16	2	1	1	1	1	0	0	65
7414	Business and management consultancy activities	162	37	1	3	2	0	1	2	4	212
74211	Engineer	6	14	1	0	1	0	0	0	1	23
74212 & 74213	Quantity and Land surveyors	29	25	1	1	1	1	1	0	0	59
74214	Architect	30	56	4	4	4	2	1	0	3	104
7422	Motor surveyors	74	38	8	3	7	4	3	0	10	147
74300	Advertising	42	23	3	6	2	2	0	0	3	81
749	Business activities, n.e.c	105	159	25	23	20	26	19	10	11	398

¹ Adjusted - some activities are both licensed and registered. To avoid double counting such activities are included under registrations only.

² Revised

Table 6.2h - Licences¹ and registrations by activity and district as at June 2005² - Education; Health and Social work; Community, social and personal service activities

NSIC	Activity	Number									
		P - Louis	P/Wilhems	Pamp.	R.Rempart	Moka	Flacq	G - Port	Savanne	B - River	All districts
	Total	1,048	2,029	454	471	415	1,093	750	518	348	7,126
80101	Pre-Primary	93	250	88	77	46	95	71	52	32	804
80102	Primary	9	28	4	5	6	9	5	3	4	73
80210	Secondary	21	48	9	7	7	7	8	6	2	115
80220	Vocational training centre	102	155	10	16	12	22	11	2	10	340
8030	Higher education	1	3	2	0	3	1	0	0	1	11
80901 - 80909	Adult & other education	58	62	15	7	13	17	9	6	2	189
85121 - 85122	Medical practioner	73	329	21	25	18	21	15	11	6	519
85123	Dentist	19	72	3	7	6	7	1	3	0	118
85124 - 85320	Optician, Other health and Social work activities	34	49	4	8	5	9	4	0	4	117
90	Sewage and refuse disposal, sanitation and similar activities	6	2	2	1	1	3	4	2	2	23
91	Activities of membership organisations n.e.c	7	17	2	6	1	0	2	0	4	39
92	Recreational cultural & sporting activities	338	415	170	174	239	775	516	387	214	3,228
93	Other service activities	287	599	124	138	58	127	104	46	67	1,550

¹ Adjusted - some activities are both licensed and registered. To avoid double counting such activities are included under registrations only.

² Revised