

**REPUBLIC OF MAURITIUS**

MINISTRY OF FINANCE

**STATISTICS MAURITIUS**

**2022**

**HOUSING AND POPULATION CENSUS**

*ANALYSIS REPORT*

*Volume V – The situation of Rodriguans living in the Island of Mauritius*

**December 2025**

## Contents

1. Introduction .....	1
2. Highlights .....	1
3. Rodriguans living in the island of Mauritius .....	2
4. Situation of Rodriguans living in the island of Mauritius v/s those living in Rodrigues...	3
5. Situation of Rodriguans v/s Mauritians living in the island of Mauritius.....	9
6. Changes in the Situation of Rodriguans Living in Mauritius between 2011 and 2022....	14
7. Concepts & definitions.....	21
8. Notes.....	22
8.1 Contact person .....	22
8.2 List of Tables .....	22
8.3 List of Figures.....	22
8.4 Annexes. ....	24

# The situation of Rodriguans living in the island of Mauritius

## 1. Introduction

---

The island of Rodrigues is a constituent island of the Republic of Mauritius with an economy mostly based on agriculture, handicraft and fishing. Many of its residents have migrated to the relatively more developed island of Mauritius with the aim of enjoying a better quality of life.

This report highlights the situation of Rodriguans living in the island of Mauritius based on data from the 2022 Housing and Population Census and also when compared to their situation in 2011, thus aiming to shed some light on whether they are better off in the island of Mauritius and to what extent they are at par with Mauritians.

For the purpose of this analysis,

- A Rodriguan is a person who is born in the island of Rodrigues; and
- A Mauritian is a person who is born in the island of Mauritius.

## 2. Highlights

---

- (i) At Census 2022, around 8,516 Rodriguans were living in the island of Mauritius, compared to 13,700 in 2011;
- (ii) Rodriguans are geographically dispersed across Mauritius, with the highest concentration in the town of Port Louis;
- (iii) Their age structure remains strongly concentrated in the working-age<sup>1</sup> group 25–59 years, indicating that migration continues to be mainly driven by employment;
- (iv) Compared to Rodriguans living in Rodrigues, their situation in Mauritius remains mixed. They benefit from better access to basic amenities and household durables, but hold lower-skilled occupations and work longer hours;
- (v) Compared to Mauritians, Rodriguans continue to experience less favourable conditions in terms of housing quality, education and occupational status.

---

<sup>1</sup> Working-age group has been retained as in 2011 to facilitate direct comparison across the two census years

### 3. Rodriguans living in the island of Mauritius

---

#### Rodriguans living in the island of Mauritius ...

...represent 19.5% of the total resident population of the island of Rodrigues, and

At the 2022 Population Census, around 8,516 Rodriguans (3,775 men and 4,741 women) were living in the island of Mauritius. They represented around 0.7% of the resident population of Mauritius and 19.5% of the resident population of Rodrigues.

**Table 1 - Resident population by island, Census 2022**

	Number
Resident population of: Republic of Mauritius	1,233,097
Island of Mauritius	1,189,493
<i>of whom</i>	
<b>Rodriguan-born population</b>	<b>8,516</b>
Island of Rodrigues	43,604

... are spread in the island of Mauritius with highest numbers in the town of Port Louis

They reside all over the island of Mauritius with highest numbers in the town of Port Louis (28%) followed by Baie du Tombeau VCA (12%), and the town of Beau-Bassin/Rose-Hill (10%).

**Table 2 - Regions with highest numbers of Rodriguans - Island of Mauritius, Census 2022**

Municipal Wards & Village Council Areas (VCA)	Number	%
Town of Port Louis	2,427	28.5
<i>of which</i>		
<i>Town of Port Louis - Ward 1</i>	<i>452</i>	<i>5.3</i>
<i>Town of Port Louis - Ward 6</i>	<i>435</i>	<i>5.1</i>
<i>Town of Port Louis - Ward 7</i>	<i>607</i>	<i>7.1</i>
Baie du Tombeau VCA	1,043	12.2
Town of Beau-Bassin/Rose-Hill	871	10.2

#### 4. Situation of Rodriguans living in the island of Mauritius v/s those living in Rodrigues

---

**Compared to Rodriguans living in Rodrigues, those living in the island of Mauritius...**

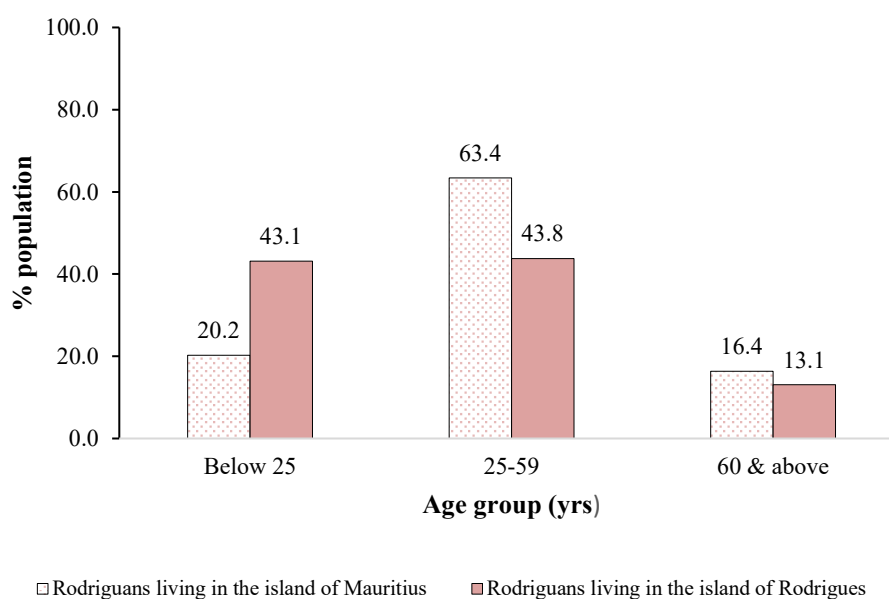
**... are made up of a higher proportion of women**

Women account for 56% of Rodriguans living in Mauritius, compared with 51% in Rodrigues, indicating a higher propensity for females to migrate. One possible explanation could be the wider range of employment opportunities available in the main island.

**... are more concentrated among the working-ages**

Around 63% of Rodriguans in Mauritius fall within the 25–59 age group, compared with 44% in Rodrigues. In contrast, the proportion aged below 25 years is much lower in Mauritius (20%) than in Rodrigues (43%), again indicating that migration is largely employment-driven.

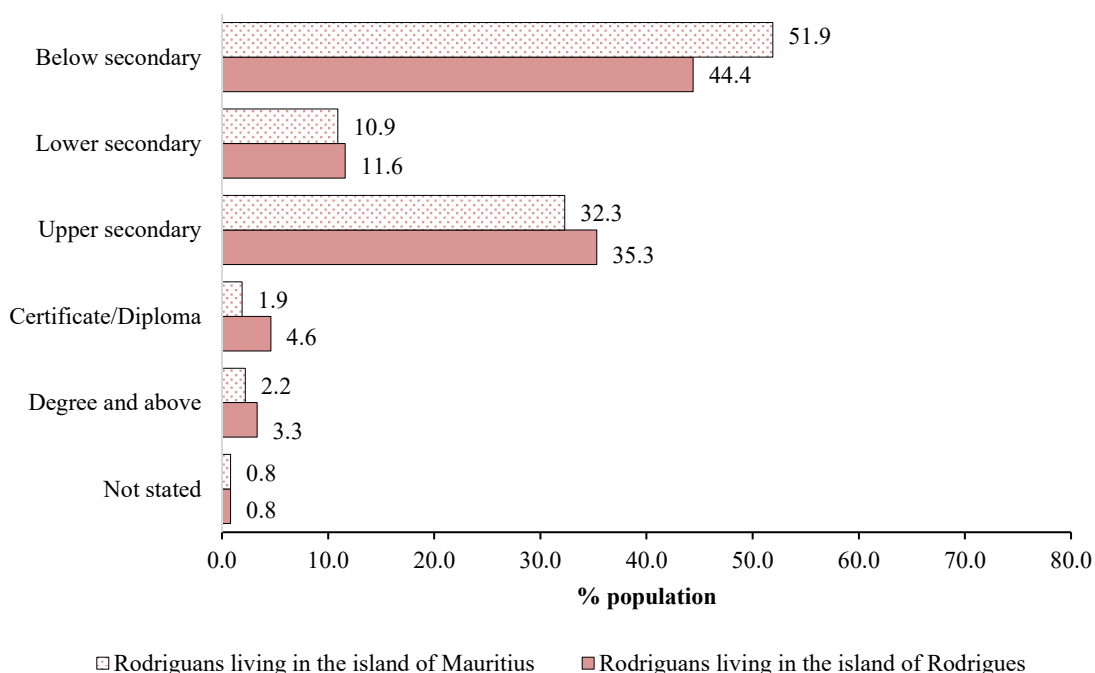
**Figure 1 - Distribution (%) of Rodriguans living in the islands of Mauritius and Rodrigues by age group, Census 2022**



**... are less qualified**

52% of Rodriguans living in Mauritius have an educational attainment of below secondary compared to 44% among Rodriguans living in the island of Rodrigues, indicating that Rodriguans living in the island of Mauritius are less educated.

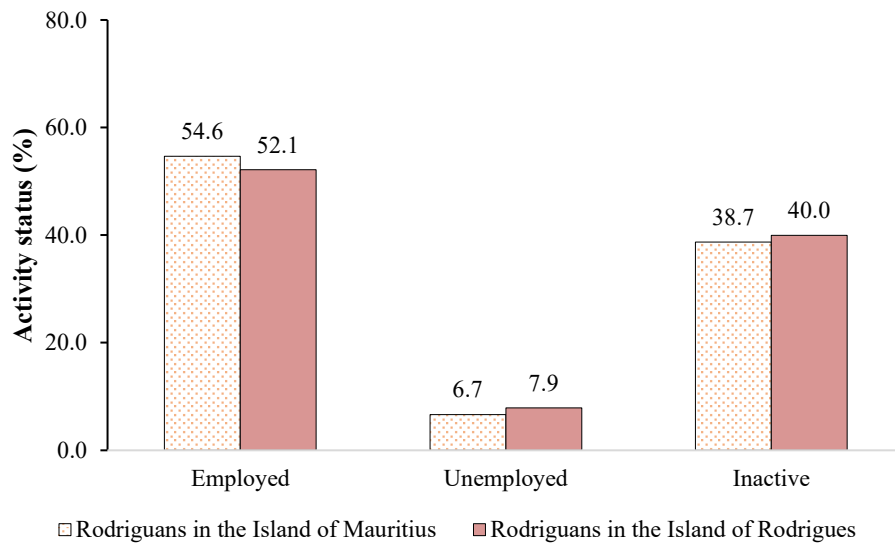
**Figure 2 - Distribution (%) of Rodriguans aged 16 years and over living in the islands of Mauritius and Rodrigues by educational attainment, Census 2022**



### **...but more likely to be economically active...**

In both Mauritius and Rodrigues, a high proportion of Rodriguans are employed, with employment clearly exceeding both unemployment and economic inactivity. This is particularly evident in Mauritius, where 54.6% are employed, compared with 38.7% who are inactive and 6.7% who are unemployed. A similar pattern is observed in Rodrigues, although the proportion employed is slightly lower (52.1%), while inactivity is marginally higher (40.0%).

**Figure 3 - Activity status (%) of Rodriguans aged 16 years and over living in the islands of Mauritius and Rodrigues, Census 2022**



**... and be in paid employment rather than being self-employed, ...**

In terms of employment status, 79% of Rodriguans working in Mauritius are in paid employment, compared to 67% for Rodriguans living in the island of Rodrigues, while self-employment is more common in Rodrigues.

**Figure 4 - Distribution (%) of employed Rodriguans aged 16 years and over living in the islands of Mauritius and Rodrigues by employment status, Census 2022**



### ... and work mainly in the service providing sector

Rodriguans in Mauritius work mainly in the tertiary sector (57%), though this is slightly below the level in Rodrigues (63%). Their contribution in the secondary sector is also significant (39%) compared to Rodriguans in the island of Rodrigues (16%). Their presence in the primary sector is very limited (4%), much lower than in Rodrigues (21%).

**Figure 5 - Distribution (%) of employed Rodriguans aged 16 years and over living in the islands of Mauritius and Rodrigues by industrial sector<sup>2</sup>, Census 2022**



### ... and engaged in lower-skilled occupations, ...

In both the islands of Mauritius and Rodrigues, a high proportion of Rodriguans hold low-skilled occupations such as skilled agricultural, forestry and fishery workers; craft and related trade workers; plant and machine operators and assemblers; and elementary occupations. However, the proportion engaged in these low-skilled occupations was higher among Rodriguans living in the island of Mauritius (66%) than those in Rodrigues (54%).

---

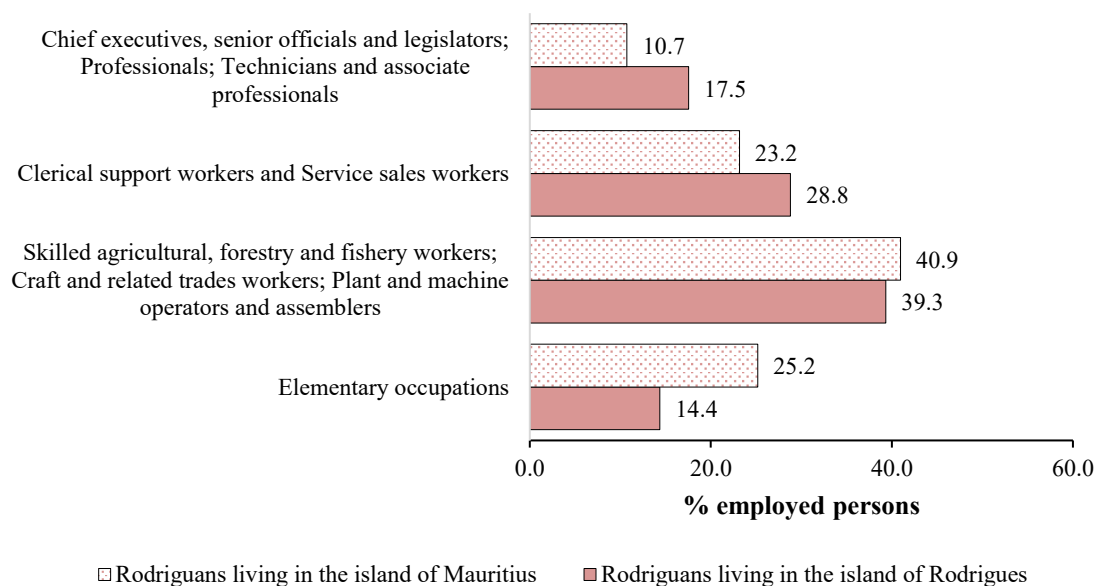
<sup>2</sup>Primary sector – Agriculture, fishing, mining & quarrying

Secondary sector – Electricity, water, manufacturing & construction

Tertiary sector - Trade, hotels & restaurants, transport, communication, financial services, education, health, social and other services



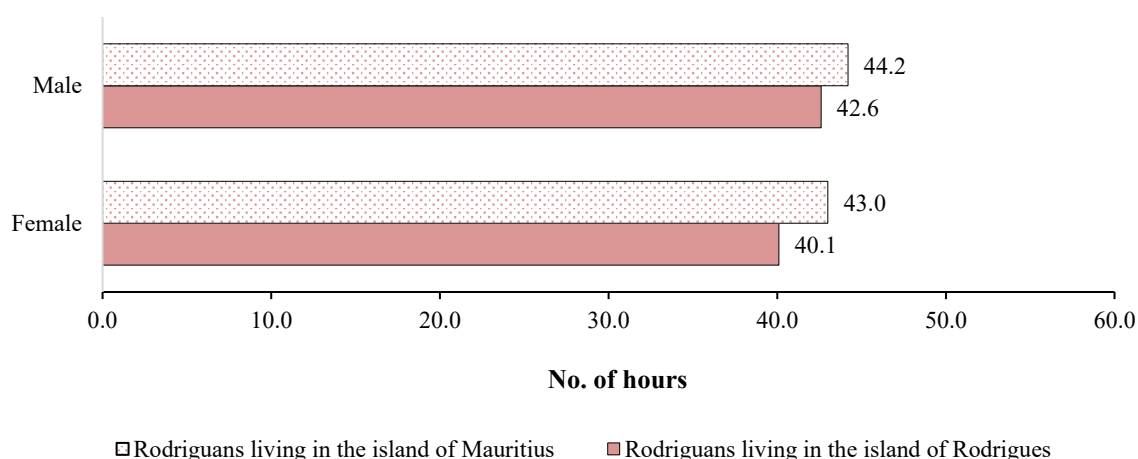
**Figure 6 - Distribution (%) of employed Rodriguans aged 16 years and over living in the islands of Mauritius and Rodrigues by major occupational group, Census 2022**



### ... and work longer hours

Overall, Rodriguans in Mauritius work longer hours on average (43.6 hours per week) than those in Rodrigues (41.4 hours), with the difference more pronounced among women (43.0 against 40.1 hours) than among men (44.2 against 42.6 hours).

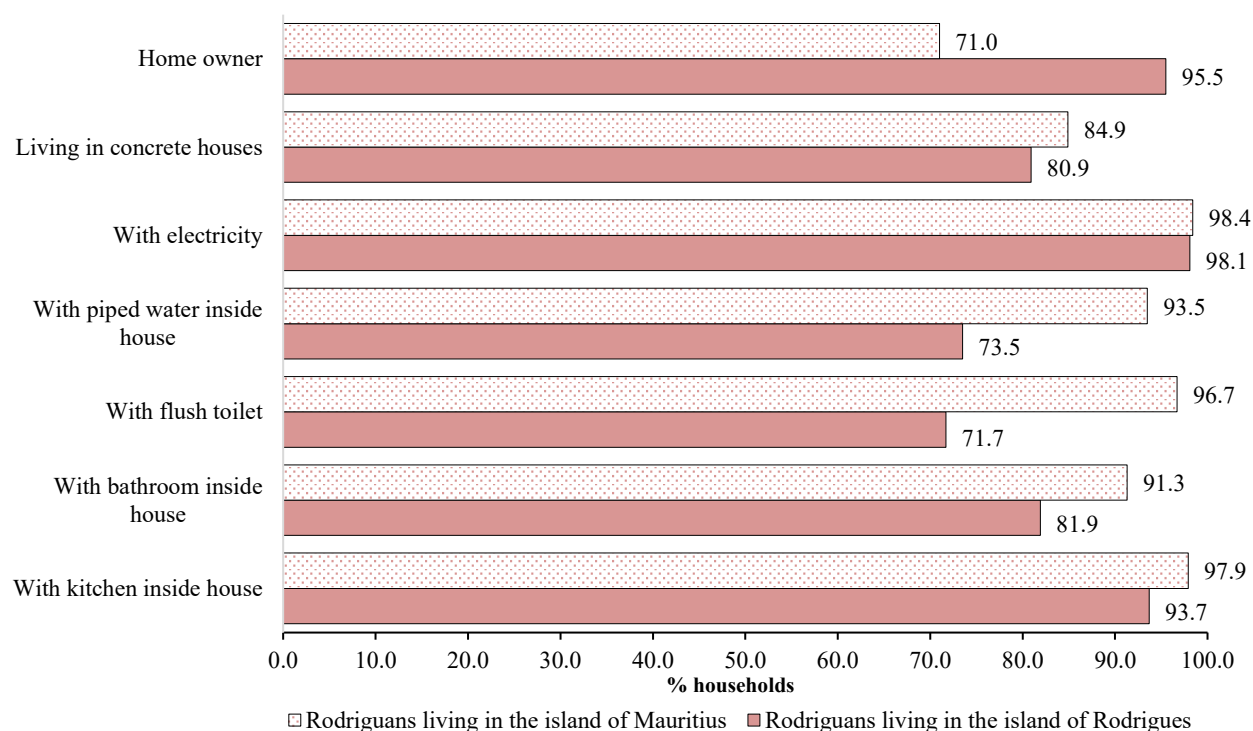
**Figure 7 - Average number of hours worked by Rodriguans aged 16 years and over living in the islands of Mauritius and Rodrigues by sex, Census 2022**



### ... and on the whole, they enjoy better housing and living conditions

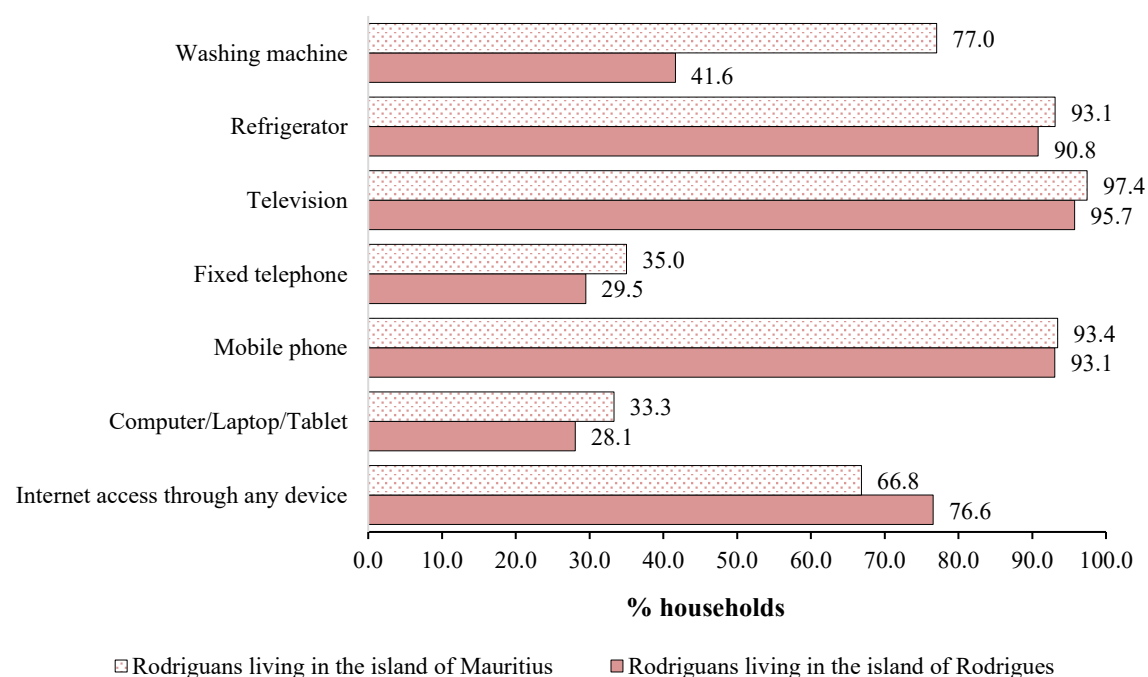
Rodriguans in Mauritius benefit from better access to piped water and flushed toilet, but are less likely to be home owners.

**Figure 8 - Proportion of Rodriguan households<sup>3</sup> in the islands of Mauritius and Rodrigues by housing and living conditions, Census 2022**



They also show higher ownership of household durables, particularly washing machines, possibly since more of them work and have less time for household chores.

**Figure 9 - Proportion of Rodriguan households in the islands of Mauritius and Rodrigues by selected household possessions, Census 2022**



<sup>3</sup> Rodriguan households are those comprising at least one Rodriguan-born person

## 5. Situation of Rodriguans v/s those of Mauritians living in the island of Mauritius

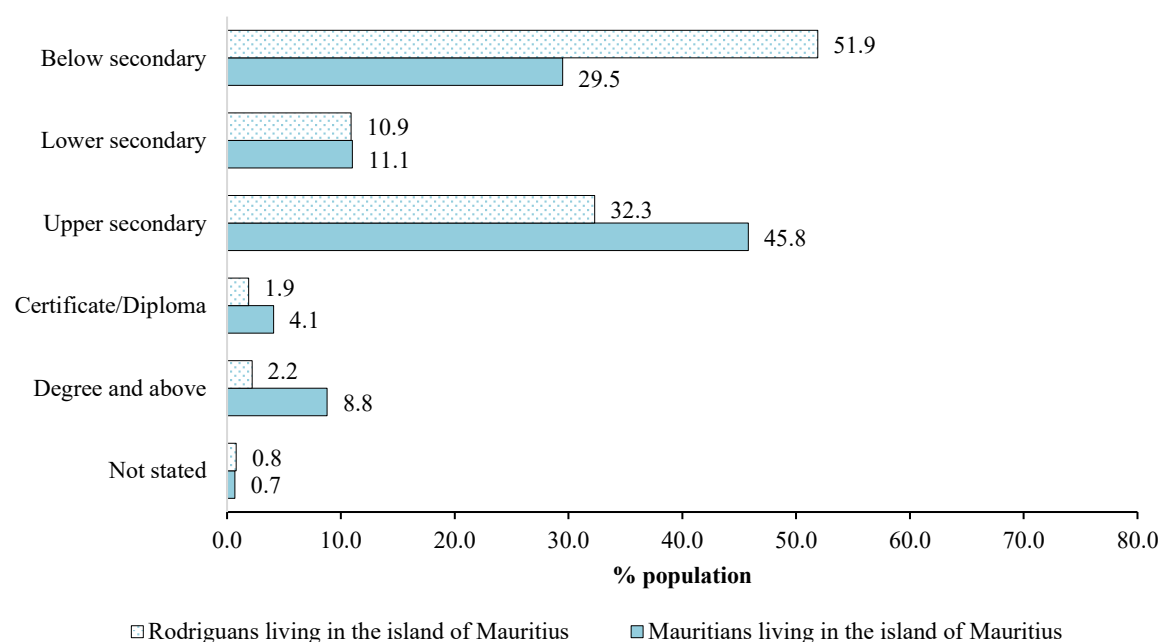
As defined earlier, a Mauritian refers to a person born in the island of Mauritius

On this basis, a comparison between Rodriguans and Mauritians living in Mauritius shows that Rodriguans...

... are less educated

A clear gap in educational attainment is observed. Only 36% of them had reached upper secondary level or higher, compared with nearly 59% among Mauritians residing in the main island. This indicates that Rodriguans in Mauritius remain, on average, less formally educated than their Mauritian counterparts.

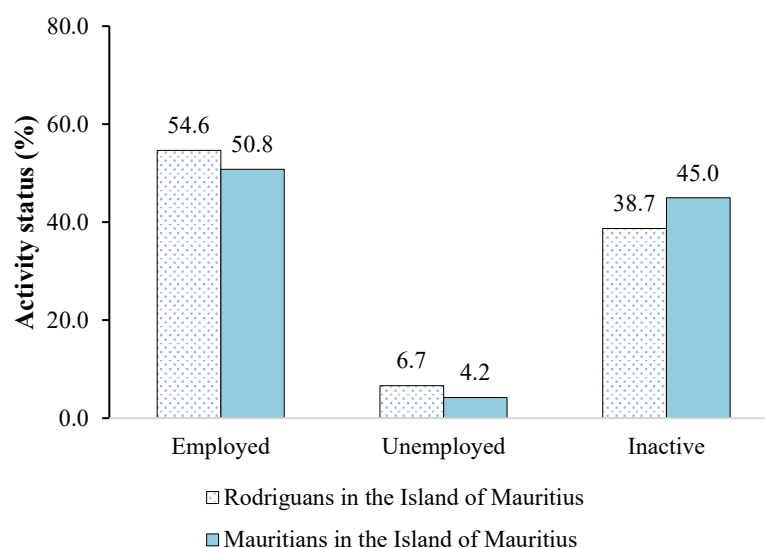
**Figure 10 - Distribution (%) of persons aged 16 years and over living in the island of Mauritius by educational attainment, Census 2022**



... but more likely to be economically active.

Rodriguans living in the island of Mauritius show a higher level of labour-market participation than Mauritians, as reflected in a higher proportion employed (54.6% compared with 50.8%) and a lower proportion economically inactive (38.7% against 45.0%). At the same time, the proportion of unemployed among Rodriguans is slightly higher (6.7%) than among Mauritians (4.2%).

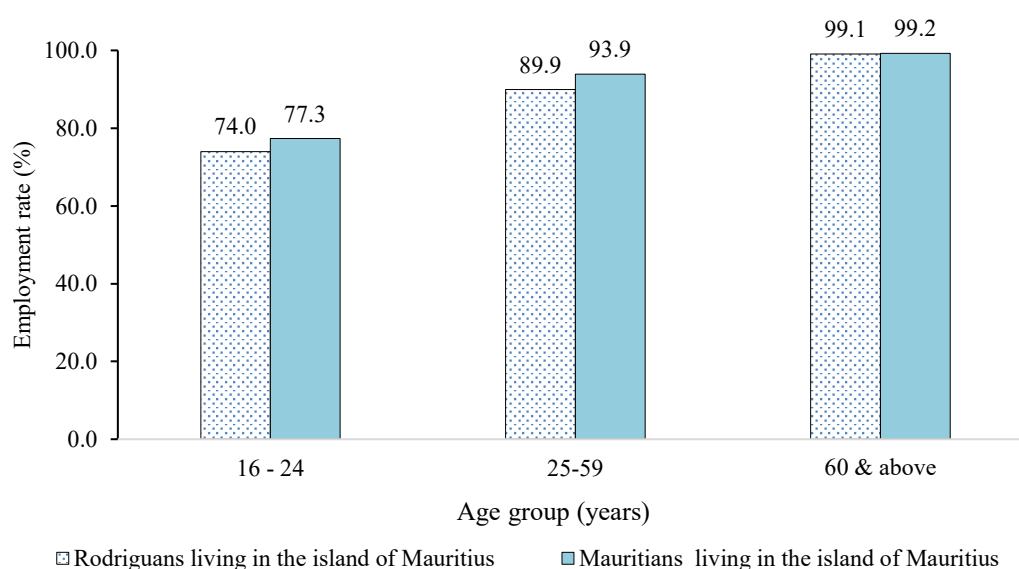
**Figure 11 - Activity status (%) of persons aged 16 years and over living in the island of Mauritius, Census 2022**



### Young Rodriguans are less likely to hold a job than young Mauritians

Figure 12 shows that employment rates are high for both Rodriguans and Mauritians across all age groups, with only slight differences between them. Young Mauritians (16–24) and Mauritians aged 25–29 years are more likely to be employed than their Rodriguan counterparts, while at older ages the rates are almost the same.

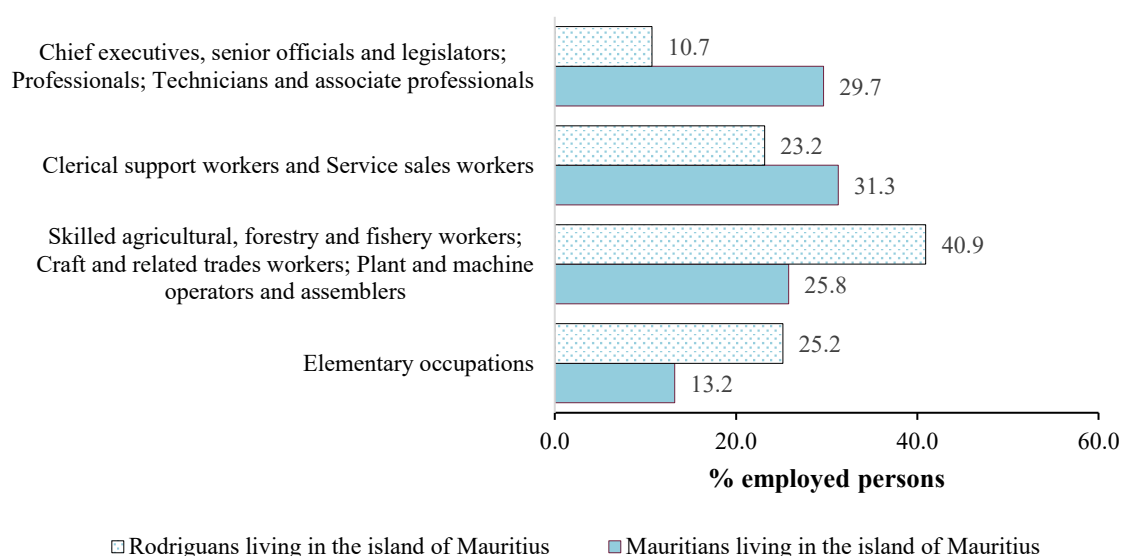
**Figure 12 - Employment rate (%) of persons aged 16 years and over living in the island of Mauritius, Census 2022**



### ... and Rodriguans are more likely to be engaged in low-skilled occupations

About two-thirds (66%) of persons born in Rodrigues and working are engaged in occupations such as skilled agricultural, forestry and fishery workers; craft and related trades workers; plant and machine operators and assemblers; and elementary occupations, compared with 39% among Mauritians. This indicates a clear disparity between the two groups.

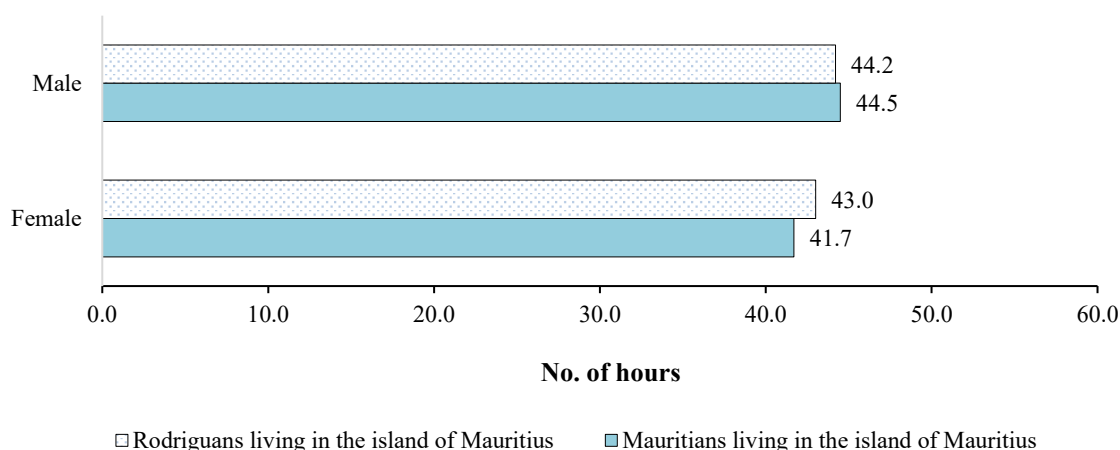
**Figure 13 - Distribution (%) of employed persons aged 16 years and over living in the island of Mauritius by major occupational group, Census 2022**



### ...with almost similar number of hours of work

Average weekly working hours are broadly similar for Rodriguans and Mauritians living in the island of Mauritius. Among men, Rodriguan and Mauritian workers report almost identical hours (44.2 and 44.5 hours respectively). Among women, Rodriguan women work slightly longer hours on average (43.0 hours) than Mauritian women (41.7 hours), though the difference remains modest.

**Figure 14 - Average number of hours worked by persons aged 16 years and over living in the island of Mauritius by sex, Census 2022**

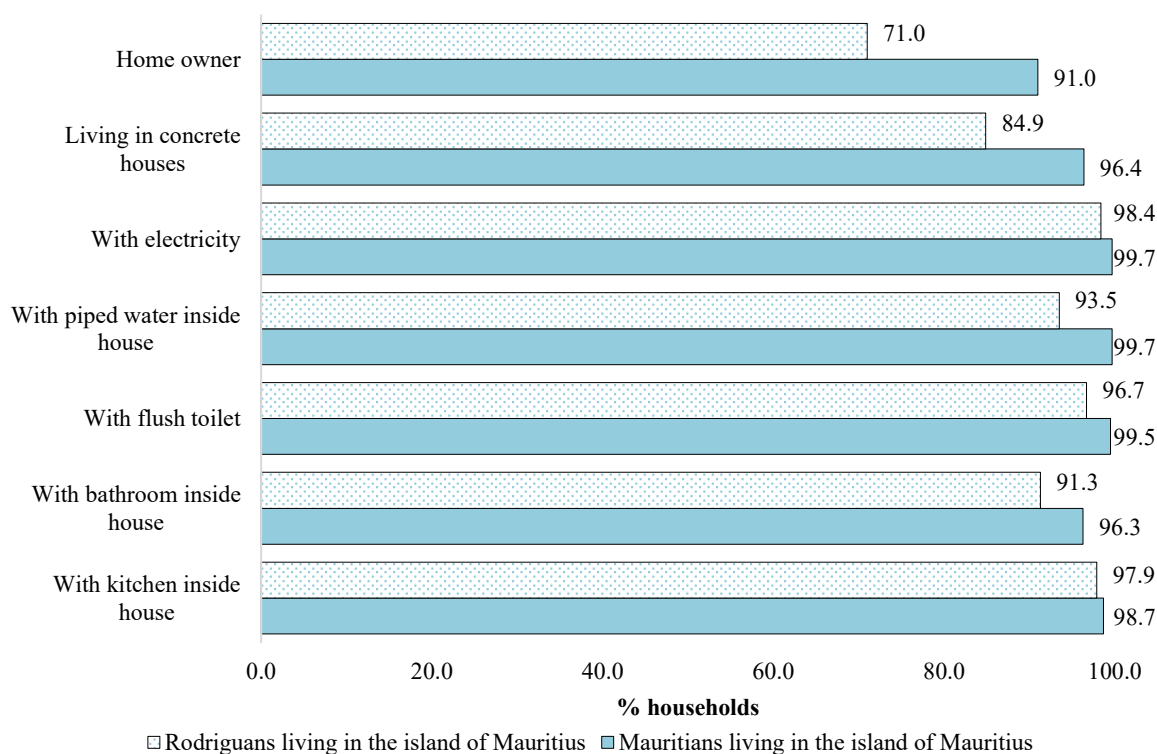


### **Their housing and living conditions are less favourable**

The housing and living conditions of Rodriguans living in the island of Mauritius remain less favourable than those of Mauritians. Rodriguans are less likely to be home owners (71% compared with 91% among Mauritians) and live in fully concrete houses (85% against 96%).

In terms of basic amenities, access remains high for both groups; however, Rodriguans continue to be slightly disadvantaged. The proportions of Rodriguan households with electricity (98%), piped water inside the house (94%), a flush toilet (97%), a bathroom (91%) and a kitchen inside the house (98%) are all marginally lower than the corresponding proportions observed among Mauritian households.

**Figure 15 - Proportion of households in the island of Mauritius by housing and living conditions, Census 2022**

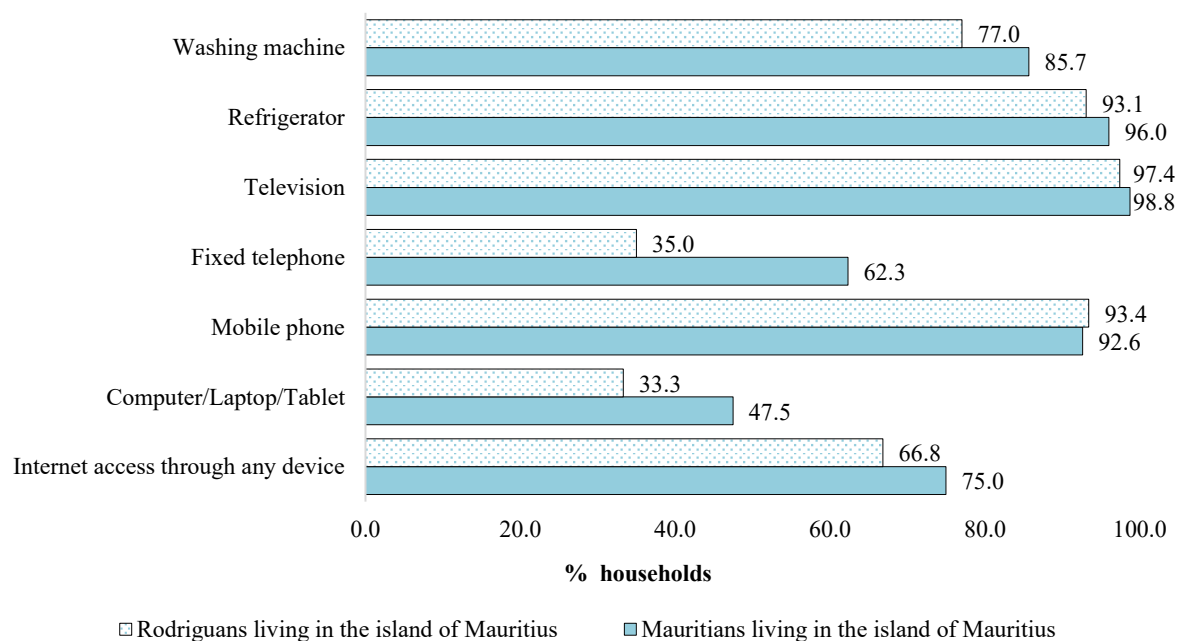


### **... and they are less likely to possess household durables and ICT devices**

Ownership of household durables such as washing machine, refrigerator and television remain high among both Mauritian and Rodriguan households.

Gaps are more pronounced for ICT equipment. Only 35% of Rodriguan households have a fixed telephone, compared with 62% among Mauritian households, while ownership of computers, laptops or tablets stands at 33% for Rodriguans against 48% for Mauritians. Access to the Internet through any device is also lower (67% compared to 75%).

**Figure 16 - Proportion of households in the island of Mauritius by selected household possessions, Census 2022**



## 6. Changes in the Situation of Rodriguans Living in Mauritius between 2011 and 2022

A comparison of the 2011 and 2022 Population Censuses reveals important changes in the demographic profile, labour-market participation, housing conditions and living standards of Rodriguans living in the island of Mauritius

### Sex composition

Between 2011 and 2022, the number of Rodriguans living in the island of Mauritius declined markedly, from 13,700 to 8,516. This reduction was observed for both sexes, though it was more pronounced among men, both in numbers and percentage points. The female share, on the other hand, slightly rose from 54.0% in 2011 to 55.7% in 2022. This confirms a continued female predominance among Rodriguans residing in Mauritius and that female is more likely to migrate to the main island.

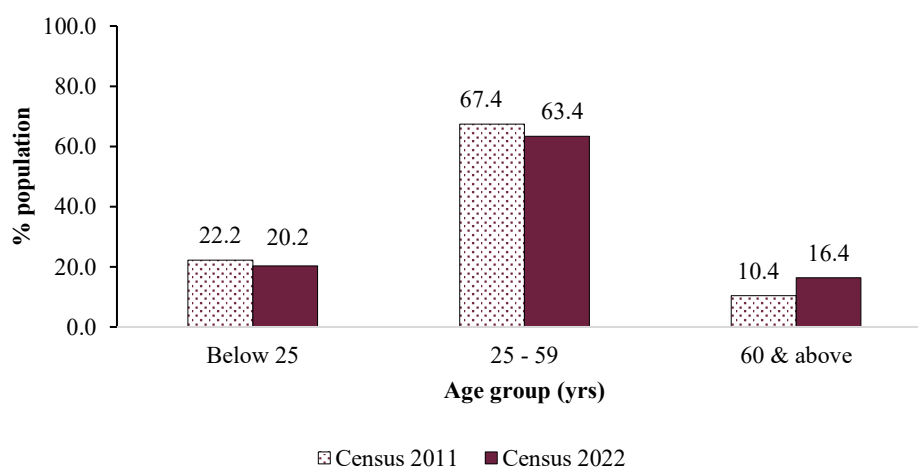
**Table 3 - Rodriguans living in Mauritius by sex, Census 2011 vs Census 2022**

	2011		2022	
	Number	%	Number	%
Male	6,300	46.0	3,775	44.3
Female	7,400	54.0	4,741	55.7
Both sexes	13,700	100.0	8,516	100.0

### Age structure

Between 2011 and 2022, the age structure of Rodriguans in Mauritius shifted noticeably. The proportion of young persons below 25 years declined from 22.2% to 20.2%, while the share of the prime working-age population (25-59 years) also decreased from 67.4% to 63.4%. In contrast, the proportion of persons aged 60 years and above increased markedly from 10.4% to 16.4%, indicating a clear ageing trend among Rodriguans living in Mauritius.

**Figure 17 - Distribution (%) of Rodriguans living in the island of Mauritius by age group, 2011 vs 2022**

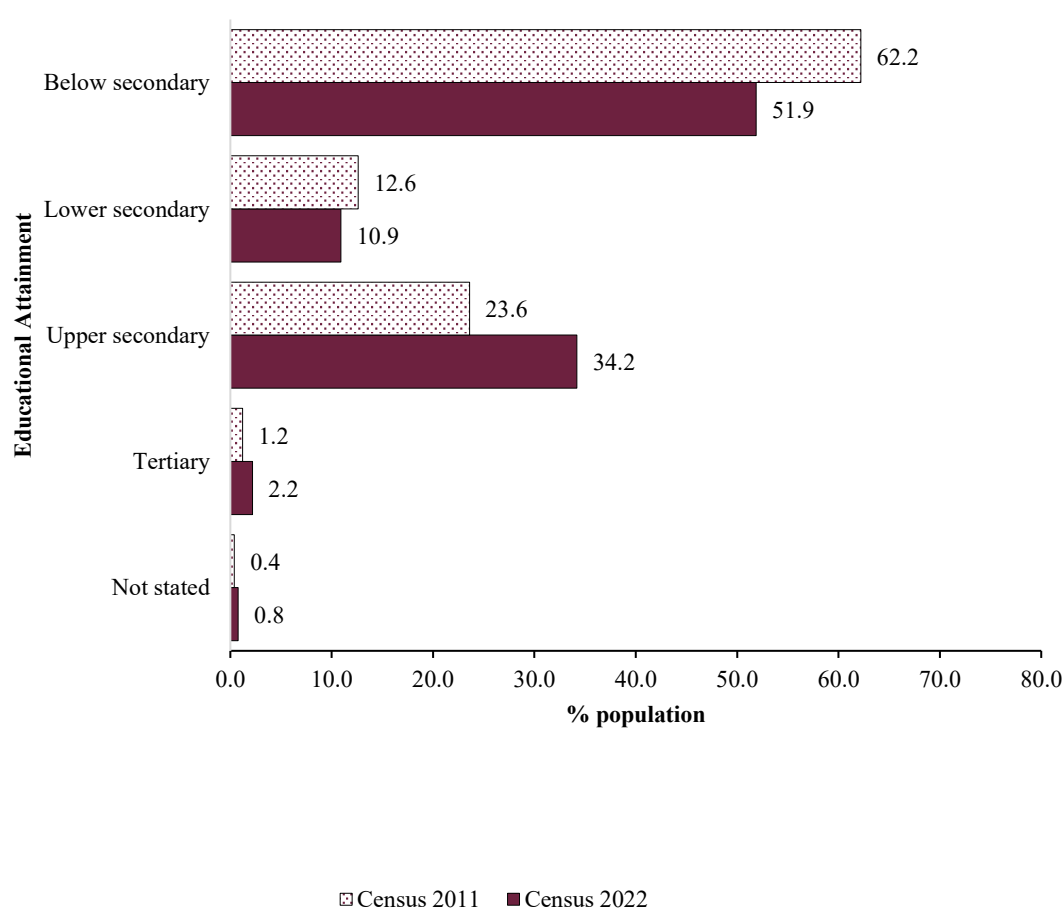




## Educational attainment

Educational attainment improved significantly over the eleven-year period. The share of Rodriguans with below secondary education fell from 62.2% in 2011 to 51.9% in 2022. At the same time, the proportion attaining upper secondary education increased from 23.6% to 34.2%, while those with certificate, diploma and tertiary qualifications also rose modestly. These changes reflect a gradual improvement in educational outcomes among Rodriguans living in Mauritius.

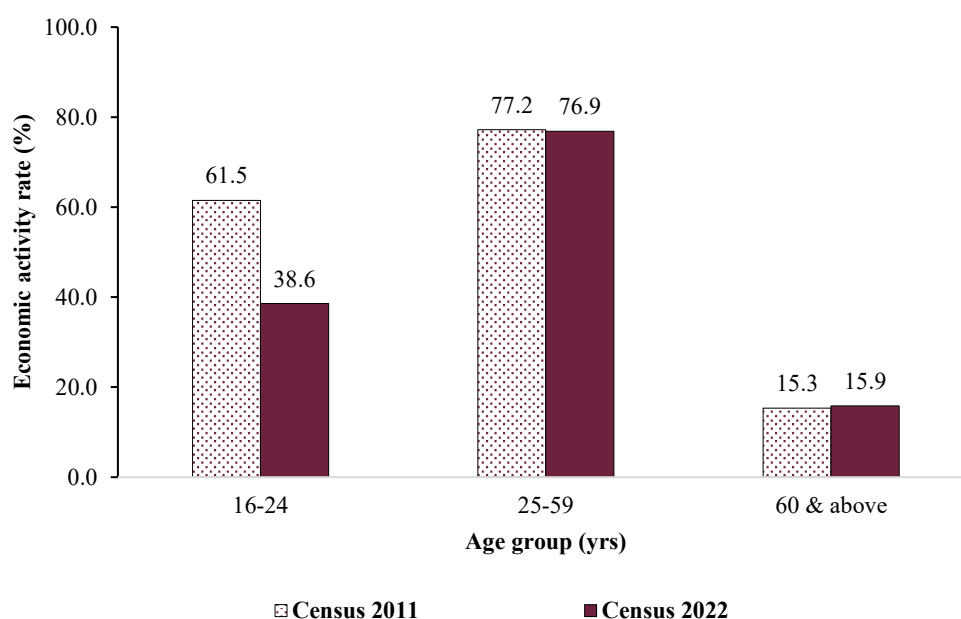
**Figure 18 - Distribution (%) of Rodriguans aged 16 years and over living in the island of Mauritius by educational attainment, 2011 vs 2022**



## Economic activity rate

Labour-force participation shows contrasting movements across age groups. Among young persons aged 16-24, the economic activity rate declined sharply from 61.5% in 2011 to 38.6% in 2022, suggesting a delayed entry into the labour market, possibly linked to longer participation in education. For those aged 25-59, participation remained broadly stable, while a slight increase was observed among persons aged 60 years and above. These patterns reflect evolving life-course dynamics in employment participation.

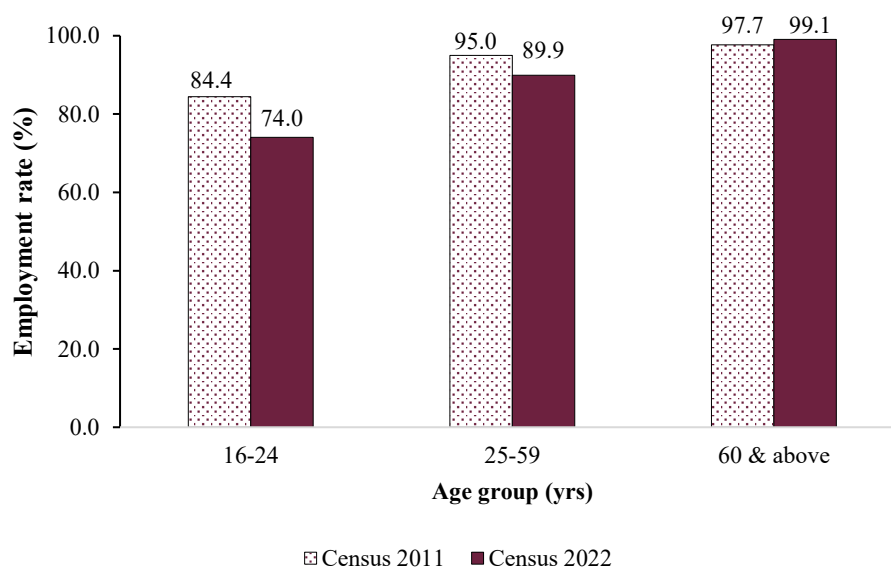
**Figure 19 - Economic activity rate (%) of Rodriguans aged 16 years and over living in the island of Mauritius by selected age group, 2011 vs 2022**



### **Employment rate by age group**

Employment rates declined slightly among younger and prime working-age Rodriguans. Among those aged 16-24, the employment rate fell from 84.4% in 2011 to 74.0% in 2022, while among those aged 25-59, it decreased from 95.0% to 89.9%. In contrast, the employment rate among persons aged 60 years and above increased slightly from 97.7% to 99.1%, suggesting continued economic participation at older ages.

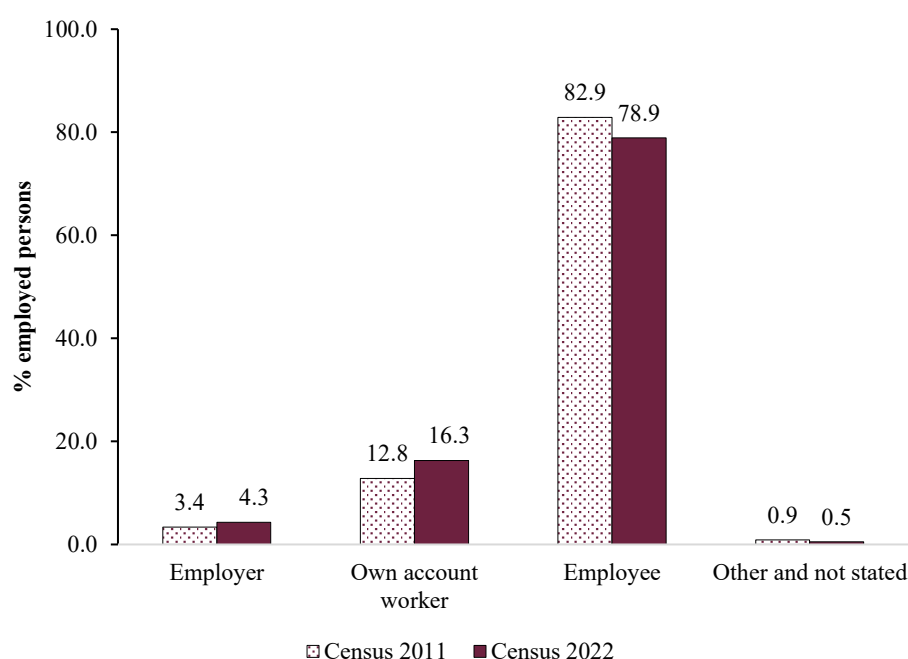
**Figure 20 - Employment rate (%) of persons aged 16 years and over living in the island of Mauritius by age group, 2011 vs 2022**



## Type of employment

The distribution of employment status has evolved since 2011. The proportion of employees decreased slightly from 82.9% to 78.9%, while the share of own-account workers increased from 12.8% to 16.3%. The proportion of employers also rose from 3.4% to 4.3%. This indicates a gradual shift towards greater involvement in self-employment.

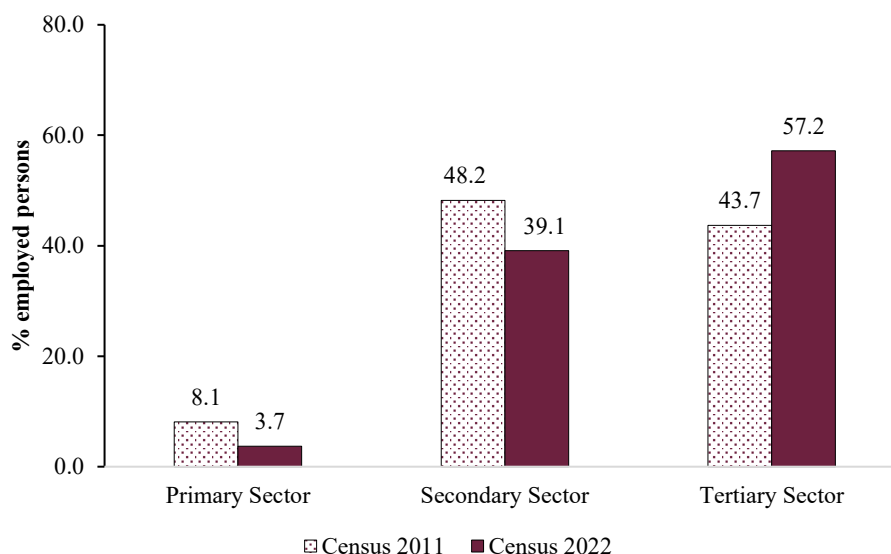
**Figure 21 - Distribution (%) of employed Rodriguans aged 16 years and over living in the island of Mauritius by employment status, 2011 vs 2022**



## Industrial sector of employment

A substantial structural transformation is observed in the sectoral distribution of employment. The share of Rodriguans employed in the primary sector declined sharply from 8.1% to 3.7%, while employment in the secondary sector fell from 48.2% to 39.1%. In contrast, the proportion employed in the tertiary sector increased from 43.7% to 57.2%, indicating a clear transition towards service-based employment.

**Figure 22 - Distribution (%) of employed Rodriguans aged 16 years and over living in the island of Mauritius by industrial sector, 2011 vs 2022**

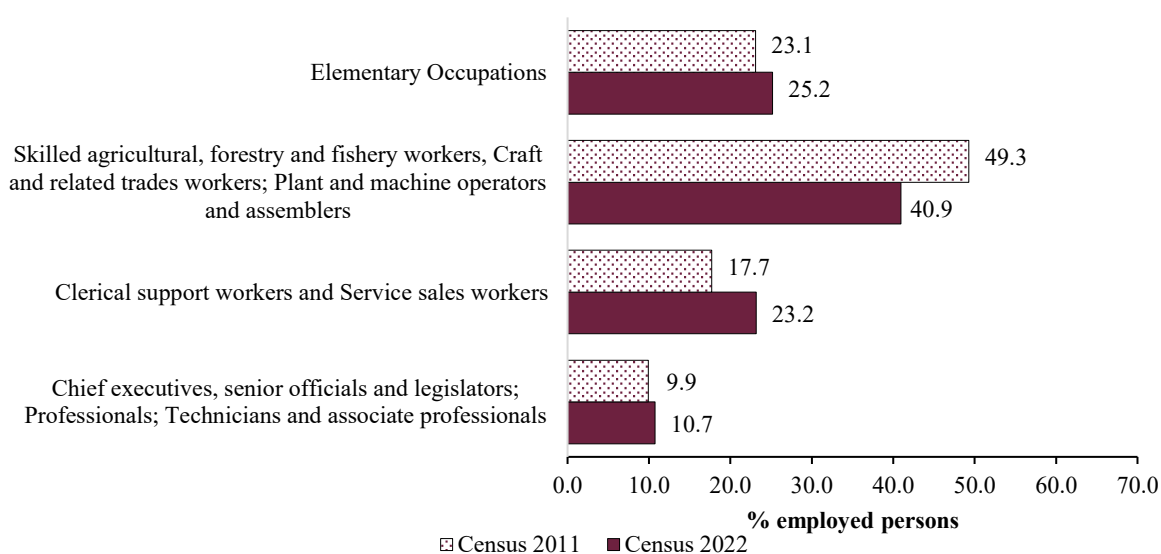


### Occupational group

The concentration in lower-skilled jobs remains significant, particularly elementary occupations and production- and trade-related jobs, which together continue to account for 66% share of employment in 2022.

At the same time, there has been a clear increase in occupations requiring some level of education or formal training, as reflected in the growing shares of clerical support and service sales occupations and, to a lesser extent, professional and technical occupations. This observation is consistent with the improvements in educational attainment among Rodriguans between 2011 and 2022.

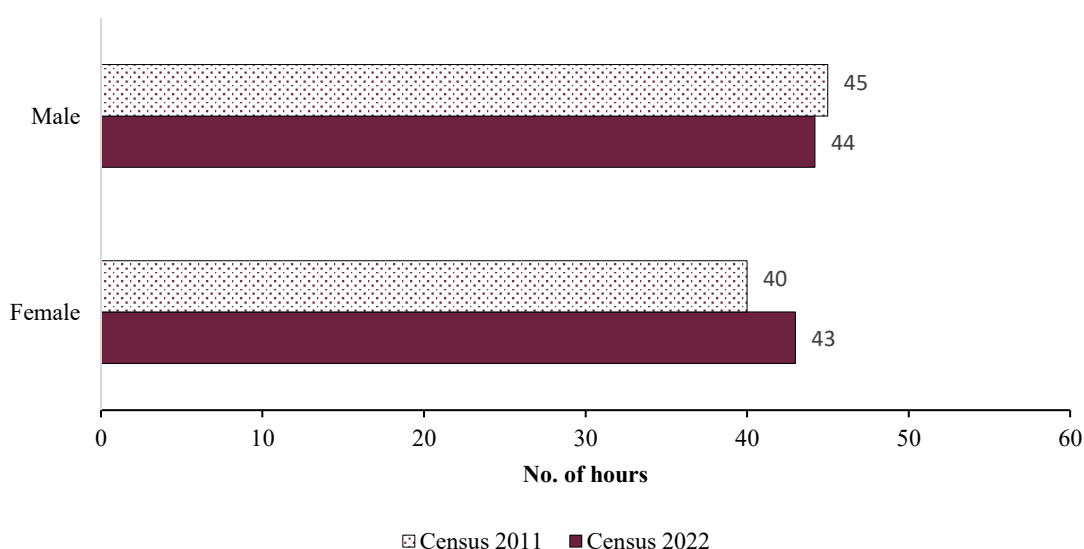
**Figure 23 - Distribution (%) of employed Rodriguans aged 16 years and over living in the island of Mauritius by major occupational group, 2011 vs 2022**



## Hours worked

Average weekly working hours evolved differently for men and women. Among Rodriguans men, mean working hours declined slightly from 45 hours per week in 2011 to 44 hours in 2022. In contrast, Rodriguans women recorded an increase from 40 hours to 43 hours per week, suggesting an increase in work intensity among employed women.

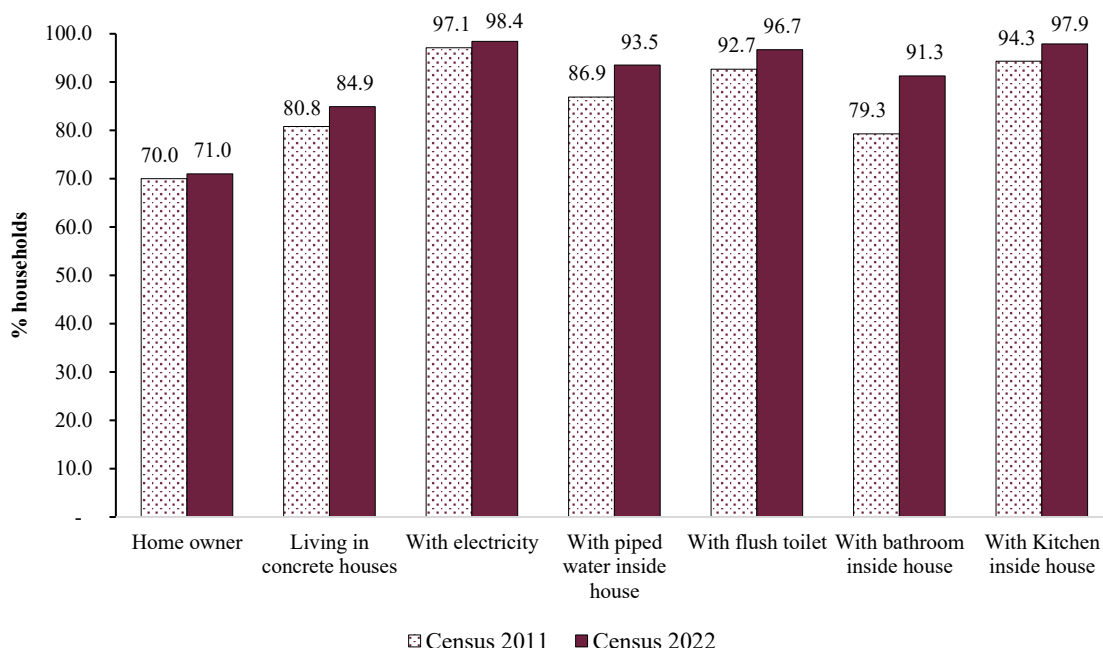
**Figure 24 - Average number of hours worked by Rodriguans aged 16 years and over living in the island of Mauritius by sex, 2011 vs 2022**



## Housing and living conditions

Housing conditions and access to basic amenities improved markedly between 2011 and 2022. The proportion of home owners increased slightly from 70.0% to 71.0%, while the share of those living in concrete houses rose from 80.8% to 84.9%. Access to electricity, piped water inside the house, flush toilets, bathrooms and kitchens inside the housing unit all improved substantially, pointing to an overall enhancement in housing quality and living standards.

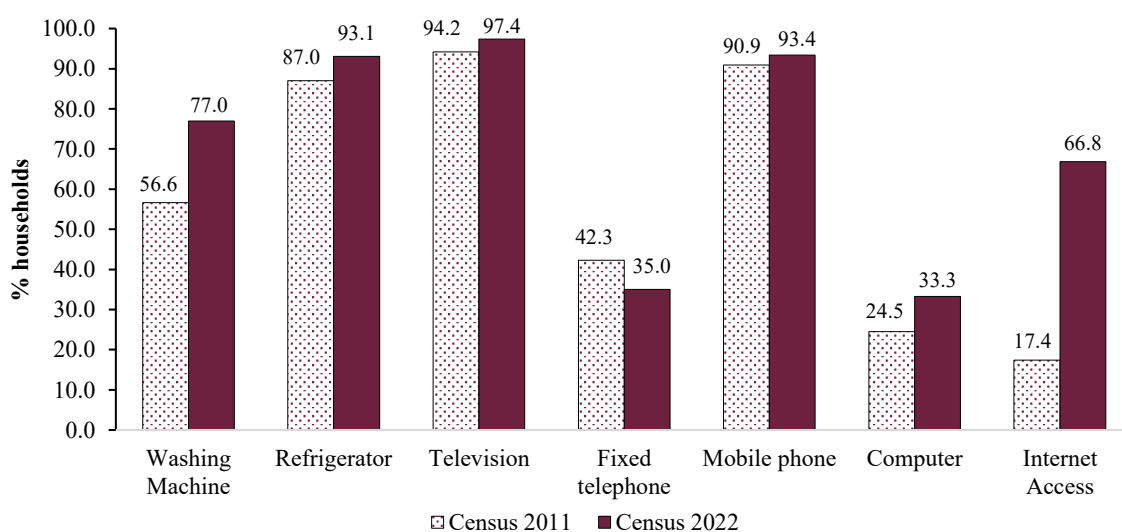
**Figure 25 - Proportion of Rodriguan households in the island of Mauritius by housing and living conditions, 2011 vs 2022**



### Selected household possessions and ICT devices

Ownership of household durables and ICT devices increased significantly between 2011 and 2022. The proportion of households owning a washing machine rose sharply from 56.6% to 77.0%, while refrigerator ownership increased from 87.0% to 93.1%. Internet access recorded the most dramatic rise, from only 17.4% in 2011 to 66.8% in 2022, indicating rapid digital inclusion among Rodriguans. Computer ownership also increased, while reliance on fixed telephones declined, reflecting changing communication technologies.

**Figure 26 - Proportion of Rodriguan households in the island of Mauritius by selected household possessions, 2011 vs 2022**



## 7. Concepts & definitions

---

- |   |  |
|---|--|
| (a) Household                           | A household is either: <ul style="list-style-type: none"><li>(i) a one-person household, i.e., a person who makes provision for his own food or other essentials for living without combining with any other person to form part of a multi-person household; or</li><li>(ii) a multi-person household, i.e., a group of two or more persons living together who make common provision for food or other essentials for living. The persons in the group may pool their incomes and have a common budget to a greater or lesser extent; they may be related or unrelated persons or a combination of both.</li></ul> |
| (b) Resident population                 | The resident population is a count of all usual residents of a country at the time of the census. For census purposes, “usual residence” is defined as the place at which the person lives at the time of the census, and has been there continuously for the past 12 months or intends to live there continuously for at least 12 months.   |
| (c) Employment                          | Employed population consists of Mauritians aged 16 years and above (16+) who have worked for pay, profit or family gain for at least one hour during the reference week which was from Monday 27 June to Sunday 3 July 2022 at the 2022 Population Census. It includes those who are temporarily absent from work for reasons such as leave with pay, leave without pay and temporary disorganisation of work (bad weather, breakdown of equipment, lack of order, etc.).  |
| (d) Employment rate                     | Employment rate is the ratio (%) of the employed population to the labour force participation among people aged 16+ (employed + unemployed population).  |
| (e) Unemployment                        | Unemployed population comprises all Mauritians aged 16+ who are not working but who are looking for work and are available for work during the reference week.   |
| (f) Active population/<br>Labour force  | Active population is made up of employed and unemployed population.  |
| (g) Activity rate (%)                   | Activity rate is the ratio (%) of the active population (or labour force) to the population aged 16+ (active and inactive population).   |
| (h) Relative Development Index<br>(RDI) | RDI is a composite index that measures the relative achievement of sub-regions of the country in various dimensions of development. The RDI ranges between 0 and 1, where index values near 0 indicate the least developed areas and index values near 1 indicate the most developed areas.  |

## 8. Notes

---

### 8.1 Contact person

Ms SOOGUN Shahana, Statistician / Senior Statistician

Email: [ssoogun@govmu.org](mailto:ssoogun@govmu.org)

Statistics Mauritius

Tel: (230) 208 1800 Ext (425)

Fax: (230) 211 4150

Website: <http://statsmauritius.govmu.org>

### 8.2 List of Tables

Table 1 - Resident population by island, Census 2022

Table 2 - Regions with highest numbers of Rodriguans - Island of Mauritius, Census 2022

Table 3 – Rodriguans living in Mauritius by sex, Census 2011 vs Census 2022

### 8.3 List of Figures

Figure 1 - Distribution (%) of Rodriguans living in the islands of Mauritius and Rodrigues by age group, Census 2022

Figure 2 - Distribution (%) of Rodriguans aged 16 years and over living in the islands of Mauritius and Rodrigues by educational attainment, Census 2022

Figure 3 - Economic activity rate (%) of Rodriguans aged 16 years and over living in the islands of Mauritius and Rodrigues by selected age group, Census 2022

Figure 4 - Distribution (%) of employed Rodriguans aged 16 years and over living in the islands of Mauritius and Rodrigues by employment status, Census 2022

Figure 5 - Distribution (%) of employed Rodriguans aged 16 years and over living in the islands of Mauritius and Rodrigues by industrial sector, Census 2022

Figure 6 - Distribution (%) of employed Rodriguans aged 16 years and over living in the islands of Mauritius and Rodrigues by major occupational group, Census 2022

Figure 7 - Average number of hours worked by Rodriguans aged 16 years and over living in the islands of Mauritius and Rodrigues by sex, Census 2022

Figure 8 - Proportion of Rodriguan households in the islands of Mauritius and Rodrigues by housing and living conditions, Census 2022

Figure 9 - Proportion of Rodriguan households in the islands of Mauritius and Rodrigues by selected household possessions, Census 2022

Figure 10 - Distribution (%) of persons aged 16 years and over living in the island of Mauritius by educational attainment, Census 2022



Figure 11 - Economic activity rate (%) of persons aged 16 years and over living in the island of Mauritius by age group, Census 2022

Figure 12 - Employment rate (%) of persons aged 16 years and over living in the island of Mauritius by age group, Census 2022

Figure 13 - Distribution (%) of employed persons aged 16 years and over living in the island of Mauritius by major occupational group, Census 2022

Figure 14 - Average number of hours worked by persons aged 16 years and over living in the island of Mauritius by sex, Census 2022

Figure 15 - Proportion of households in the island of Mauritius by housing and living conditions, Census 2022

Figure 16 - Proportion of households in the island of Mauritius by selected household possessions, Census 2022

Figure 17 - Distribution (%) of Rodriguans living in the island of Mauritius by age group, 2011 vs 2022

Figure 18 - Distribution (%) of Rodriguans aged 16 years and over living in the island of Mauritius by educational attainment, 2011 vs 2022

Figure 19 - Economic activity rate (%) of Rodriguans aged 16 years and over living in the island of Mauritius by selected age group, 2011 vs 2022

Figure 20 - Employment rate (%) of persons aged 16 years and over living in the island of Mauritius by age group, 2011 vs 2022

Figure 21 - Distribution (%) of employed Rodriguans aged 16 years and over living in the island of Mauritius by employment status, 2011 vs 2022

Figure 22 - Distribution (%) of employed Rodriguans aged 16 years and over living in the island of Mauritius by industrial sector, 2011 vs 2022

Figure 23 - Distribution (%) of employed Rodriguans aged 16 years and over living in the island of Mauritius by major occupational group

Figure 24 - Average number of hours worked by Rodriguans aged 16 years and over living in the island of Mauritius by sex, 2011 vs 2022

Figure 25 - Proportion of Rodriguan households in the island of Mauritius by housing and living conditions, 2011 vs 2022

Figure 26 - Proportion of Rodriguan households in the island of Mauritius by selected household possessions, 2011 vs 2022

## **8.4 Annexes**

Annex 1 - 2022 Housing Census questionnaire

Annex 2 - 2022 Population Census questionnaire



## REPUBLIC OF MAURITIUS

MINISTRY OF FINANCE, ECONOMIC PLANNING AND DEVELOPMENT

STATISTICS MAURITIUS

## 2022 CENSUS OF DWELLINGS (HOUSING CENSUS)

Collected under the provisions of Statistics Act and in accordance with the Data Protection Act



Chief Enumerator ID

--	--	--	--	--	--	--	--	--	--	--	--	--	--	--	--	--	--	--	--

## I. LOCATION

Questionnaire Number: ..... of .....

I01 Enumeration area 

--	--	--	--	--	--

I02 Block number 

--	--

I03 Building number 

--	--	--

I04 Is the building same as previous?

I06 Address

A Building/Apartment/Flat name: .....

B No. and street/road/lane: .....

C Locality: .....

D Town/Village: .....

Yes 1 No 2

I05 Is the building part of a gated community area?

Yes 1 No 2

## II. BUILDING

## B1 Type of Building (circle appropriate code)

(A) Under construction and not inhabited

01 → Go to SEC V

(B) Wholly residential

(i) Building used wholly as one housing unit

02

(ii) Building containing more than one housing unit

(a) Semi – detached houses

03

(b) Block of flats

04

(c) Building intended to be used as one housing unit but crudely subdivided into smaller housing units

05

(d) Other wholly residential, specify

06

.....

(iii) Detached room intended for use by part of a household

07 → Go to SEC V

(iv) Building or structure occupied as improvised

housing unit (e.g. longère, garage, tent)

08

(v) Homeless

09 → Go to SEC V

(C) Partly residential

(vi) Building used partly for residential and partly for other purposes (e.g. shops, social security office)

10

(D) Hotels and institutions

(vii) Tourist residence / Guest house

11

(viii) Hotel

12

(ix) Institution (e.g. convent, infirmary, hospital, barracks)

13

(E) Non-residential

(x) Public building

14 → End here

(xi) Commercial

15

(xii) Industrial

16

(xiii) Commercial and Industrial

17

(xiv) Warehouse

18

(xv) Other non-residential, specify

19

.....

## III. CHARACTERISTICS OF BUILDINGS

(CODED 02 - 08, 10 IN SECTION II)

B2 Number of storeys above ground floor

--	--

(If none, write 00)

B3 Year of Completion

(i) Before 1985

1

(ii) 1985-1994

2

(iii) 1995-1999

3

(iv) 2000-2004

4

(v) 2005-2009

5

(vi) 2010-2014

6

(vii) 2015-2019

7

(viii) 2020-2022

8

(ix) Not known

9

(x) Not completed but inhabited

10

What is the principal material of construction used for...?

B4 Roof

(i) Concrete slab

1

(ii) Iron or tin sheets

2

(iii) Shingles (concrete/wooden)

3

(iv) Other, specify

4

.....

B5 Walls

(i) Stone, concrete, concrete blocks, bricks

1

(ii) Iron or tin sheets

2

(iii) Wood

3

(iv) Other, specify

4

.....

B5A Has the building ever been affected by severe flooding?

Yes

☐

No

☐

Not known

☐

B5B Is the building located next to a river/canal?

Yes.....1

No.....2

If No, Go to SEC IV

B5C What is the distance (in metres) between the building and river/canal?

--	--

Complete B6 and B7 only after completion of the questionnaire

B6 How many housing units are there in this building?

--	--	--

B7 How many establishments are there in this building? (Including any informal activities)

--	--	--

# IV. HOUSING UNIT *Applicable to type of building (B1) = 02-06, 08 and 10*

**HU1 Serial No. of housing Unit**

--	--	--

**HU2 OCCUPANCY of the housing unit**

- |                                    |   |                |
|------------------------------------|---|----------------|
| (i) Occupied, Principal residence  | 1 |                |
| (ii) Occupied, Secondary residence | 2 |                |
| (iii) Vacant, for rent             | 3 |                |
| (iv) Vacant, for sale              | 4 |                |
| (v) Vacant, provided by employer   | 5 | Go to<br>SEC V |
| (vi) Vacant, under repairs         | 6 |                |
| (vii) Vacant, other: specify.....  | 7 |                |

**HU3 OWNERSHIP of the housing unit**

- |  |   |
|--|---|
| (i) Private, mortgaged                   | 1 |
| (ii) Private, non-mortgaged              | 2 |
| (iii) Private, mortgage status not known | 3 |
| (iv) Public                              | 4 |
| (v) Not known                            | 5 |

**HU4 What is the MAIN water supply for this housing unit?**

- |  |   |
|--|---|
| (i) Piped water, inside housing unit   | 1 |
| (ii) Piped water, outside, on premises | 2 |
| (iii) Piped water, public fountain     | 3 |
| (iv) Tank-wagon (camion-citerne)       | 4 |
| (v) Rain water                         | 5 |
| (vi) Well/River                        | 6 |
| (vii) Other, specify: .....            | 7 |
| (viii) Not known                       | 8 |

**HU5 Availability of electricity**

Yes No Not Known

- |                          |   |   |   |
|--------------------------|---|---|---|
| A. From CEB              | 1 | 2 | 3 |
| B. Photovoltaic          | 1 | 2 | 3 |
| C. Wind turbine/Eolienne | 1 | 2 | 3 |
| D. Other, specify: ..... | 1 | 2 | 3 |

**HU6 What kind of toilet facility do you use? (MAIN ONE)**

- |   |   |
|---|---|
| (i) Flush toilet connected to sewerage system | 1 |
| (ii) Flush toilet connected to absorption pit | 2 |
| (iii) Flush toilet connected to septic tank   | 3 |
| (iv) Pit latrine- water seal                  | 4 |
| (v) Pit latrine - other                       | 5 |
| (vi) Other, specify: .....                    | 6 |
| (vii) None                                    | 7 |
| (viii) Not known                              | 8 |

Go to  
HU8

**HU7 Do you share your toilet with other housing units?**

Yes.....1 No.....2

**HU8 What is the MAIN bathroom facility of the housing unit?**

- |   |   |
|---|---|
| (i) Bathroom inside with running water      | 1 |
| (ii) Bathroom inside without running water  | 2 |
| (iii) Bathroom outside with running water   | 3 |
| (iv) Bathroom outside without running water | 4 |
| (v) None                                    | 5 |
| (vi) Not known                              | 6 |

Go to  
HU10

**HU9 Do you share your bathroom with other housing units?**

Yes.....1 No.....2

**HU10 What is the MAIN type of kitchen you have in this housing unit?**

- |                                   |   |
|-----------------------------------|---|
| (i) Kitchen inside housing unit   | 1 |
| (ii) Kitchen outside housing unit | 2 |
| (iii) None                        | 3 |
| (iv) Not known                    | 4 |

Go to  
HU12

**HU11 Do you share your kitchen with other housing units?**

Yes.....1 No.....2

**HU12 What is the MAIN method used for disposing waste or garbage of the housing unit?**

- |   |   |
|---|---|
| (i) Regular collection by authorized collector    | 1 |
| (ii) Irregular collection by authorized collector | 2 |
| (iii) Ash pit on premises                         | 3 |
| (iv) Dumped on premises                           | 4 |
| (v) Dumped on the roadside                        | 5 |
| (vi) Refuse used for compost                      | 6 |
| (vii) Other, specify: .....                       | 7 |
| (viii) Not known                                  | 8 |

**HU13 Are the following amenities available in your housing unit?**

	Yes	No	Not known
A. Solar water Heater	1	2	3
B. Water pump	1	2	3
C. Domestic water tank/ reservoir	1	2	3
D. Air conditioner	1	2	3
E. Room heater	1	2	3
F. Compost bin	1	2	3
G. Rain water harvest tank	1	2	3
H. Rain water absorption pit	1	2	3

**HU14 Do you have a kitchen garden within your premises**

**where vegetables, root crops, herbs etc. are grown mainly for self-consumption?**

- |   |   |
|---|---|
| (i) Yes, Less than or equal to 1 perch / 40 m <sup>2</sup> / 11 toises  | 1 |
| (ii) Yes, More than 1 perch / 40 m <sup>2</sup> / 11 toises but less than 2 perches / 80 m <sup>2</sup> / 22 toises | 2 |
| (iii) Yes, 2 perches / 80 m <sup>2</sup> / 22 toises or more  | 3 |
| (iv) No   | 4 |
| (v) Not known   | 5 |

**HU15 Do you have access to outdoor space for recreational activities?**

- |  |   |
|--|---|
| (i) Yes, as part of housing unit (e.g. garden, backyard)           | 1 |
| (ii) Yes, adjacent to building (e.g. playground next to apartment) | 2 |
| (iii) Yes, as part of recreational area within a walkable distance | 3 |
| (iv) No  | 4 |
| (v) Not known  | 5 |

**HU16 Do you have fruit trees of bearing age on your premises?**

Yes.....1 No.....2 Not known.....3

**HU17 Fruit trees on the premises: *Applicable if HU16 is Yes***

Fruit trees	Number (Write '0' if none)
(i) Atte	.....
(ii) Avocado	.....
(iii) Banana	.....
(iv) Bilimbi	.....
(v) Coconut	.....
(vi) Coeur de boeuf	.....
(vii) Fruit a pain	.....
(viii) Fruit de citère	.....
(ix) Grenadine	.....
(x) Guava	.....
(xi) Jackfruit (zak)	.....
(xii) Jambalac	.....
(xiii) Lemon	.....
(xiv) Litchi	.....
(xv) Longane	.....
(xvi) Mandarine	.....
(xvii) Mango	.....
(xviii) Olive	.....
(xix) Pamplemousses	.....
(xx) Pawpaw (papaye)	.....
(xxi) Pitaya (dragon fruit)	.....
(xxii) Starfruit (carambole)	.....
(xxiii) Tamarind	.....
<b>Other fruit trees?</b>	Yes.....1 No.....2
<b>Fruit tree 1</b> .....	.....
<b>Fruit tree 2</b> .....	.....
<b>Fruit tree 3</b> .....	.....
<b>Fruit tree 4</b> .....	.....
<b>Fruit tree 5</b> .....	.....

# IV. HOUSING UNIT *If Type of building (B1) = 02-06,08 and 10*

**Complete HU19 only after completion of the questionnaire**

*HU18 has been deliberately skipped in question numbering*

**HU19 How many households are there in this housing unit?**

--	--

## V. HOUSEHOLDS *If type of building (B1) = 01 to 13*

<b>HH1 Household No.</b>										
<b>HH2 Household type</b>	1	2	3	4	5	6	7	8	9	10
1. Single 2. Combined 3. Part of household 4. Hospital, infirmary, asylum or prison 5. Orphanage, convent, old people's home and others* 6. Hotel population 7. Collective quarters 8. Homeless 9. Vacant 10. Under construction <i>*Others: Includes student dormitories/campus and military institutions (e.g.: SMF and police barracks)</i>										
<b>HH2L To which main building and housing unit (if applicable) is the part of household linked to?</b> <i>Applicable if HH2=3</i>	<i>E.g.: Building 01-001 &amp; HU 01-001-001</i>					<i>E.g.: Building 01-001 &amp; HU 01-001-001</i>				
<b>HH3: Name of Hotel / Institution</b> <i>Ask if HH2=4, 5 and 6</i>										
<b>Name and address of head of household / responsible person</b>										
<i>As per National Identity Card</i>										
<b>HH3A: Title</b> (e.g. Mr., Mrs., Ms., DR, HON, etc..)										
<b>HH3B: Surname</b> <i>(Write in BLOCK LETTERS)</i>										
<b>HH3C: Other names</b> <i>(Write in BLOCK LETTERS)</i>										
<i>For HH2=3, 9 and 10, write the household type in BLOCK LETTERS in HH3B field and end section V here</i>										
<b>HH3D: Building/Apartment/Flat no.:</b>										
<b>HH3E: Building/Apartment/Flat name:</b>										
<b>HH3F: No. and street/road/lane:</b>										
<b>HH3G: Locality:</b>										
<b>HH3H: Town/Village:</b>										
<b>HH3I: Contact details:</b>										
(i) Fixed line										
(ii) Mobile										
(iii) Email address										
<b>HH4 No. of persons</b>										
<b>Total</b>										
<b>Male</b>										
<b>Female</b>										
<b>Undetermined</b>										
<i>End of SEC V here if HH2= 4-8 and go to Sec VI if applicable</i>										
<b>HH5 No. of rooms</b> <i>For living purposes</i>										
<b>HH6 No. of rooms</b> <i>For business or professional purposes</i>										
<b>HH7 Tenure</b>	1 2 3 4 5 ..... 1. Owner 2. Tenant 3. Sub-tenant 4. Free 5. Other, specify					1 2 3 4 5 ..... 1. Owner 2. Tenant 3. Sub-tenant 4. Free 5. Other, specify				
<b>HH8 What is the monthly expenditure on rent (Rs)?</b> <i>Ask if HH7 = '2' or '3'</i>										
<b>HH9 What is the average monthly household expenditure (Rs)?</b>										
<b>HH10 Principal fuel used for Cooking</b>	1 2 3 4 5 6 ..... 1. LPG 2. Electricity 3. Kerosene 4. Charcoal 5. Wood 6. Other, specify					1 2 3 4 5 6 ..... 1. LPG 2. Electricity 3. Kerosene 4. Charcoal 5. Wood 6. Other, specify				

## V. HOUSEHOLDS If type of building (B1) = 01 to 13

<b>HH11 Principal fuel used for Bathing</b> 1.LPG 2. Electricity 3. Solar 4. None 5. Other, specify	1 2 3 4 5 .....	1 2 3 4 5 .....
<b>HH12 Are the following goods or amenities available in your household?</b> <i>Circle the appropriate code</i>	Yes	No
Television	1	2
Refrigerator	1	2
Washing machine	1	2
Gas/Electric oven	1	2
Fixed telephone line	1	2
Mobile phone(s)	1	2
Computer/laptop/tablet	1	2
Internet access through any device	1	2
If Internet access is 'Yes', is it used for:		
(i) Work from Home?	1	2
(ii) Educational purposes?	1	2
(iii) Other purposes?	1	2
If 'Yes' for Other purposes, Specify	.....	.....
Four wheeled vehicle owned by the household	1	2
If Vehicle ownership is 'Yes', what type of parking facility does the household use? (Multiple responses possible)	Closed garage on premises.....1 Open garage on premises.....2 In the yard.....3 On the street.....4 Other, specify.....5	Closed garage on premises.....1 Open garage on premises.....2 In the yard.....3 On the street.....4 Other, specify.....5
<b>HH13 Are you or any member of your household engaged in any economic activities on the premises? (for e.g. giving tuition, cooking food/snacks, providing accounting services, repairing of motorcycle in your yard or garage, etc...)?</b> <i>Ask if HH6 = '0'</i>	Yes.....1 No.....2	Yes.....1 No.....2

## VI. ESTABLISHMENT

*To be filled for all private establishment (non-agricultural), including those relating to small crafts and any informal businesses at household level*  
**MANDATORY if type of building (B1) = 10-13 or 15-19 and HH13=Yes**

**E1: Serial No. of establishment**

--	--	--

**E2A: Trading name of establishment**

.....  
*Trademark of company as written on the building. For: (i) non-registered businesses, write the name of the person, (ii) Partly residential building with a Public office, write "PUBLIC OFFICE" and (iii) Vacant/closed establishments, write "VACANT"*

**E2B: Registered name of establishment**

.....  
*Write the Legal company name. For: (i) Registered businesses, write 'NOT AVAILABLE' if unavailable at the time of enumeration, (ii) Non-registered business, write "Not applicable", (iii) Partly residential building with a Public office, write "PUBLIC OFFICE", (iv) Vacant/closed establishments, write "VACANT"*

**E3: Main activity in which the establishment is engaged**

.....  
*For: (i) Partly residential building with a Public office, write "PUBLIC OFFICE", and (ii) Vacant/closed establishments, write "VACANT"*

**E4: Business registration number**

*If BRN is 'Not available', write 'N8' and if BRN is 'Not applicable', write 'N9'*

--	--	--	--	--	--	--	--	--

**E5: Number of persons engaged at the time of enumeration**

*For Public offices and Vacant/Closed establishments, write "0"*

--	--	--	--

**E6: Contact details**

(i) Fixed line

(ii) Mobile

(iii) Email address


.....

## COMMENTS AND FULL DETAILS OF UNUSUAL CIRCUMSTANCES

## RESPONSE DETAILS

Chief Enumerator	Supervisor	Visit No.	Visit date	Status at start *	Accompanied by Supervisor	Status at end **

\* Status at start: 1. Available for interview

2. Interview re-scheduled

3. Non-contact

4. Refusal

5. To delete

\*\* Status at end: 1. Completed

2. Partly completed

IN STRICT CONFIDENCE



**REPUBLIC OF MAURITIUS**  
**MINISTRY OF FINANCE, ECONOMIC PLANNING AND DEVELOPMENT**  
**STATISTICS MAURITIUS**  
**2022 CENSUS OF POPULATION (CENSUS NIGHT 3 - 4 July 2022)**



Page. 1

**Confidentiality**

The census is being carried out under the provisions of Statistics Act and in accordance with the Data Protection Act, which guarantees the confidentiality of personal information.

**Who should be counted?**

- Every person who spends Census night 3-4 July 2022 on the household's premises, whether he or she is a member of the household, a visitor, a guest, a boarder or a servant.

- Every person who usually lives in the household, but was away on Census night; e.g.:

a) on night work, staying overnight or temporarily with relatives, friends, staying in secondary residence, resort hotel, in hospital, even if person is being enumerated elsewhere;

b) on vacation outside Mauritius;

c) on business trip;

d) studying abroad;

e) working abroad, provided his/her usual place of residence is still at this address

- Every person who arrives on the premises and joins the household on Monday 4 July 2022 without having been enumerated elsewhere.

**Type of household/institution:**

1. Single
2. Combined
3. Part of household
4. Hospital, infirmary, asylum, prison
5. Orphanage, old people's home, convent and others\*
6. Hotel population
7. Collective quarters
8. Homeless
9. Vacant
10. Under construction
11. Ships, barges or other vessels
12. Naval forces, Air forces, Special Mobile Force or Police training force

\* Others include student dormitories/campus

	Total	Male	Female	Undetermined
No. of Persons at Housing Census (HC)	-----	-----	-----	-----
No. of Persons at Population Census (PC)	-----	-----	-----	-----

Reason for discrepancy	Number		Number
Moved in (E.g. marriage, etc.)	.....	Death	.....
Merged Household	.....	Split household	.....
Birth	.....	Left household (e.g. moved way, marriage, etc.)	.....
Missed member at HC	.....		
Newly formed household	.....		
Household moved in from another address	.....	Other	.....

Questionnaire number

Enumeration Area

Block Number

Building Number

Housing Unit Number

Household Number

First name and surname of head of household: .....

Address

Apartment/Flat (Including Number): .....

Street/Road/Lane Number and Name: .....

Locality: .....

Town/Village: .....

**Response status:**

1. Available
2. Interview re-scheduled
3. Temporarily away
4. Non-contact
5. Moved elsewhere in RoM\*\* *End Here*
6. Moved abroad *End Here*
7. Vacant housing unit *End Here*
8. Refusal
9. Under Construction *End Here*
10. Part of household *End Here*
11. Other

Signature of respondent: .....

Date: \_\_/\_\_/\_\_\_\_

Name of Enumerator: .....

Signature of enumerator: .....

Number of questionnaires completed for this household: .....

Name of Supervisor: .....

**Instruction to Enumerator:**

Write 'End' in the answer box wherever questionnaire ends for a person

Note: \*\*. RoM refers to Republic of Mauritius throughout the questionnaire


## 1. LIST OF INDIVIDUALS

Page 2

FOR EVERY PERSON PRESENT ON CENSUS NIGHT (3 - 4 July 2022), AND ALSO FOR EVERY PERSON WHO USUALLY LIVES IN THE HOUSEHOLD BUT WAS ABSENT ON CENSUS NIGHT.

P00	P01	P02	P03	P04	P05	P06	P07
Person Number	Name of household member	Relationship to head	Sex	Age	Whereabouts on census night	Usual Address (Select 'Here' for a person who usually lives at this address, even if he/she was temporarily away on Census night (e.g., on night work, staying temporarily with relatives, on vacation elsewhere in Mauritius, in secondary residence, in hospital, on business trip, studying abroad, on vacation outside Mauritius))	
	Give the Name and Surname of household member(s) <i>Enter First name and then Surname</i> <i>Enter each person in the following order:</i> <i>Head of household</i> <i>Spouse of head</i> <i>Unmarried children of head</i> <i>Married children of head and their families</i> <i>Other relatives</i> <i>Other persons</i> <b>BABIES MUST BE INCLUDED</b>	What is the relationship of the person to head of household? <b>1</b> Head <b>2</b> Spouse/Partner <b>3</b> Son/Daughter <b>4</b> Son-in-law/ Daughter-in-law <b>5</b> Grand child <b>6</b> Father/Mother of head <b>7</b> Father/Mother of spouse <b>8</b> Other relative of head <b>9</b> Non-relative of head	State if: <b>1</b> Male <b>2</b> Female <b>3</b> Undetermined	Enter Age in completed years  <i>Estimate an age if not provided by respondent</i>	Was the person present here on Census Night?  <b>1</b> Yes, Here <b>2</b> No, Elsewhere in the RoM <b>3</b> No, Outside the RoM	Does the person usually live here?  <b>1</b> Yes, Here <b>2</b> No, Elsewhere in the RoM <b>3</b> No, Outside the RoM  <b>If 'Here', GO TO P08</b>	For persons whose usual address is NOT HERE  If Elsewhere in the RoM, write the person's usual address and GO TO P10  If Outside the RoM, write the country of residence
01	.....	1 2 3 4 5 6 7 8 9	1 2 3		1 2 3	1 2 3	.....
02	.....	1 2 3 4 5 6 7 8 9	1 2 3		1 2 3	1 2 3	.....
03	.....	1 2 3 4 5 6 7 8 9	1 2 3		1 2 3	1 2 3	.....
04	.....	1 2 3 4 5 6 7 8 9	1 2 3		1 2 3	1 2 3	.....
05	.....	1 2 3 4 5 6 7 8 9	1 2 3		1 2 3	1 2 3	.....
06	.....	1 2 3 4 5 6 7 8 9	1 2 3		1 2 3	1 2 3	.....
07	.....	1 2 3 4 5 6 7 8 9	1 2 3		1 2 3	1 2 3	.....
08	.....	1 2 3 4 5 6 7 8 9	1 2 3		1 2 3	1 2 3	.....



### 1. LIST OF INDIVIDUALS (Cont.)

P00	P08	P09	P10	P10_S	P11	P12	
Person Number	Place of residence		Citizenship		Year of last arrival	Reason for staying in Mauritius	
	Did the person live in the RoM continuously for the past 12 months?  1 Yes 2 No  If 'Yes', GO TO P10	Does the person intend to live in the RoM continuously for at least 12 months?  1 Yes 2 No	What is the person's citizenship?  1 Mauritian, born in Island of Mauritius 2 Mauritian, born in Rodrigues 3 Mauritian, born in Diego Garcia/Chagos 4 Mauritian, born in Agalega/St. Brandon 5 Mauritian by descent 6 Mauritian by registration 7 Mauritian by naturalisation 8 Non-Mauritian  If P06=2, END HERE  If P08 or P09 is 'Yes' AND P10=1,2,3,4 or 5, GO TO Individual Questionnaire  If P08 or P09 is 'Yes' AND P10= 6 or 7, GO TO P11  If P09 is 'No' AND P10=1,2,3,4, 5, 6 or 7, GO TO E5  If 'P10 = 8, GO TO P10_S	What is the person's country of citizenship?        If P08 or P09 is 'Yes', GO TO P11  If P09 is 'No', GO TO P12	In what year did the person come to live in the RoM?  <i>(Ignore arrival in Mauritius for short/temporary stay)</i>    Write the year  GO TO Individual Questionnaire	Since the person's place of usual residence is abroad, for what reason is he/she presently staying in the RoM?  1 Work/Business 2 Study/Training/Seminar/Workshop 3 Medical treatment 4 Vacation/family visit 5 Other, to specify ....  END HERE	
	01	Y N	Y N	1 2 3 4 5 6 7 8			1 2 3 4 5 Specify: .....
	02	Y N	Y N	1 2 3 4 5 6 7 8			1 2 3 4 5 Specify: .....
	03	Y N	Y N	1 2 3 4 5 6 7 8			1 2 3 4 5 Specify: .....
04	Y N	Y N	1 2 3 4 5 6 7 8			1 2 3 4 5 Specify: .....	
05	Y N	Y N	1 2 3 4 5 6 7 8			1 2 3 4 5 Specify: .....	
06	Y N	Y N	1 2 3 4 5 6 7 8			1 2 3 4 5 Specify: .....	
07	Y N	Y N	1 2 3 4 5 6 7 8			1 2 3 4 5 Specify: .....	
08	Y N	Y N	1 2 3 4 5 6 7 8			1 2 3 4 5 Specify: .....	

## 2. INDIVIDUAL QUESTIONNAIRE

Page 4

Individual questionnaire to be filled with respect to all persons identified as usual resident of RoM, i.e. those who answer 'Yes' at P08 or 'Yes' at P09.

P00	R01_A	R01_A2	R01_B	R02	R02_A	R03	R04
<b>Person Number</b>	<b>National Identity Card (NIC) number</b>	<b>Reason for no NIC number</b>	<b>Date of birth</b>	<b>Place of Birth</b>	<b>Country of Birth</b>	<b>Usual address five years ago</b>	
	<b>Please give the person's NIC number</b>  <i>(Applicable to Mauritian citizens)</i>  <i>(If NIC number is provided, GO TO R02)</i>	<b>If NIC number is not provided, please give reason</b>  1 Unwilling to give 2 Not available 3 Not yet declared 4 Other, to specify ....	<b>Please tell the person's date of birth</b>  <b>(dd/mm/yyyy)</b>  <i>(Applicable if NIC number not provided, i.e. R01_A is unanswered)</i>	<b>Where was the person born?</b>  1 Island of Mauritius 2 Rodrigues 3 Diego Garcia/Chagos 4 Agalega/St. Brandon 5 Abroad  <b>If R02 = 1,2,3 or 4, GO TO R03</b>	<b>In which country was the person born?</b>	<b>Where was the person residing five years ago, on 03.07.2017?</b>  <b>State if:</b>  1 Here (GO TO R06) 2 Elsewhere in the RoM 3 Outside the RoM 4 Not born (GO TO R06)	<b>If usual address 5 years ago is elsewhere in the RoM, write the person's address.</b>  <b>If usual address 5 years ago is outside the RoM, write the country.</b>
01	<div style="border: 1px solid black; width: 20px; height: 20px; display: inline-block;"></div>	<div style="display: flex; justify-content: space-around; width: 100%;"> <span>1</span><span>2</span><span>3</span><span>4</span> </div> Specify:.....	<div style="border: 1px solid black; width: 20px; height: 20px; display: inline-block;"></div>	<div style="display: flex; justify-content: space-around; width: 100%;"> <span>1</span><span>2</span><span>3</span><span>4</span><span>5</span> </div>		<div style="display: flex; justify-content: space-around; width: 100%;"> <span>1</span><span>2</span><span>3</span><span>4</span> </div>	
	<div style="border: 1px solid black; width: 20px; height: 20px; display: inline-block;"></div>						
02	<div style="border: 1px solid black; width: 20px; height: 20px; display: inline-block;"></div>	<div style="display: flex; justify-content: space-around; width: 100%;"> <span>1</span><span>2</span><span>3</span><span>4</span> </div> Specify:.....	<div style="border: 1px solid black; width: 20px; height: 20px; display: inline-block;"></div>	<div style="display: flex; justify-content: space-around; width: 100%;"> <span>1</span><span>2</span><span>3</span><span>4</span><span>5</span> </div>		<div style="display: flex; justify-content: space-around; width: 100%;"> <span>1</span><span>2</span><span>3</span><span>4</span> </div>	
	<div style="border: 1px solid black; width: 20px; height: 20px; display: inline-block;"></div>						
03	<div style="border: 1px solid black; width: 20px; height: 20px; display: inline-block;"></div>	<div style="display: flex; justify-content: space-around; width: 100%;"> <span>1</span><span>2</span><span>3</span><span>4</span> </div> Specify:.....	<div style="border: 1px solid black; width: 20px; height: 20px; display: inline-block;"></div>	<div style="display: flex; justify-content: space-around; width: 100%;"> <span>1</span><span>2</span><span>3</span><span>4</span><span>5</span> </div>		<div style="display: flex; justify-content: space-around; width: 100%;"> <span>1</span><span>2</span><span>3</span><span>4</span> </div>	
	<div style="border: 1px solid black; width: 20px; height: 20px; display: inline-block;"></div>						
04	<div style="border: 1px solid black; width: 20px; height: 20px; display: inline-block;"></div>	<div style="display: flex; justify-content: space-around; width: 100%;"> <span>1</span><span>2</span><span>3</span><span>4</span> </div> Specify:.....	<div style="border: 1px solid black; width: 20px; height: 20px; display: inline-block;"></div>	<div style="display: flex; justify-content: space-around; width: 100%;"> <span>1</span><span>2</span><span>3</span><span>4</span><span>5</span> </div>		<div style="display: flex; justify-content: space-around; width: 100%;"> <span>1</span><span>2</span><span>3</span><span>4</span> </div>	
	<div style="border: 1px solid black; width: 20px; height: 20px; display: inline-block;"></div>						
05	<div style="border: 1px solid black; width: 20px; height: 20px; display: inline-block;"></div>	<div style="display: flex; justify-content: space-around; width: 100%;"> <span>1</span><span>2</span><span>3</span><span>4</span> </div> Specify:.....	<div style="border: 1px solid black; width: 20px; height: 20px; display: inline-block;"></div>	<div style="display: flex; justify-content: space-around; width: 100%;"> <span>1</span><span>2</span><span>3</span><span>4</span><span>5</span> </div>		<div style="display: flex; justify-content: space-around; width: 100%;"> <span>1</span><span>2</span><span>3</span><span>4</span> </div>	
	<div style="border: 1px solid black; width: 20px; height: 20px; display: inline-block;"></div>						
06	<div style="border: 1px solid black; width: 20px; height: 20px; display: inline-block;"></div>	<div style="display: flex; justify-content: space-around; width: 100%;"> <span>1</span><span>2</span><span>3</span><span>4</span> </div> Specify:.....	<div style="border: 1px solid black; width: 20px; height: 20px; display: inline-block;"></div>	<div style="display: flex; justify-content: space-around; width: 100%;"> <span>1</span><span>2</span><span>3</span><span>4</span><span>5</span> </div>		<div style="display: flex; justify-content: space-around; width: 100%;"> <span>1</span><span>2</span><span>3</span><span>4</span> </div>	
	<div style="border: 1px solid black; width: 20px; height: 20px; display: inline-block;"></div>						
07	<div style="border: 1px solid black; width: 20px; height: 20px; display: inline-block;"></div>	<div style="display: flex; justify-content: space-around; width: 100%;"> <span>1</span><span>2</span><span>3</span><span>4</span> </div> Specify:.....	<div style="border: 1px solid black; width: 20px; height: 20px; display: inline-block;"></div>	<div style="display: flex; justify-content: space-around; width: 100%;"> <span>1</span><span>2</span><span>3</span><span>4</span><span>5</span> </div>		<div style="display: flex; justify-content: space-around; width: 100%;"> <span>1</span><span>2</span><span>3</span><span>4</span> </div>	
	<div style="border: 1px solid black; width: 20px; height: 20px; display: inline-block;"></div>						
08	<div style="border: 1px solid black; width: 20px; height: 20px; display: inline-block;"></div>	<div style="display: flex; justify-content: space-around; width: 100%;"> <span>1</span><span>2</span><span>3</span><span>4</span> </div> Specify:.....	<div style="border: 1px solid black; width: 20px; height: 20px; display: inline-block;"></div>	<div style="display: flex; justify-content: space-around; width: 100%;"> <span>1</span><span>2</span><span>3</span><span>4</span><span>5</span> </div>		<div style="display: flex; justify-content: space-around; width: 100%;"> <span>1</span><span>2</span><span>3</span><span>4</span> </div>	
	<div style="border: 1px solid black; width: 20px; height: 20px; display: inline-block;"></div>						

## Health

Health												
P00	R05		R06									
Person Number	Physical Activity/Sport	Medical Check-up	Functioning/Disability									
			The next question asks about difficulties someone may have while doing the activities listed below because of a HEALTH PROBLEM (Read the above text aloud to respondents)									
			Does the person have difficulty:									
			A. Seeing even if wearing glasses	B. Hearing even if using a hearing aid	C. Walking or climbing steps	D. Remembering or concentrating	E. With self-care such as washing all over or dressing	F. Communicating using his/her usual language, for example, understanding or being understood by others	G. With manual activities such as gripping and holding	H. Such as disturbances of behaviour, including antisocial behaviour, maladjustment and liability to self-injury	I. Other difficulties.  <i>If 2,3,4, please elaborate and give details of type of difficulty</i>	
State the severity of all difficulties as follows:												
		None....1	Some difficulty...2	A lot of difficulty...3	Cannot do at all...4							
01	Y      N	Y      N	1   2   3   4	1   2   3   4	1   2   3   4	1   2   3   4	1   2   3   4	1   2   3   4	1   2   3   4	1   2   3   4	1   2   3   4	1   2   3   4 Specify.....
02	Y      N	Y      N	1   2   3   4	1   2   3   4	1   2   3   4	1   2   3   4	1   2   3   4	1   2   3   4	1   2   3   4	1   2   3   4	1   2   3   4	1   2   3   4 Specify.....
03	Y      N	Y      N	1   2   3   4	1   2   3   4	1   2   3   4	1   2   3   4	1   2   3   4	1   2   3   4	1   2   3   4	1   2   3   4	1   2   3   4	1   2   3   4 Specify.....
04	Y      N	Y      N	1   2   3   4	1   2   3   4	1   2   3   4	1   2   3   4	1   2   3   4	1   2   3   4	1   2   3   4	1   2   3   4	1   2   3   4	1   2   3   4 Specify: .....
05	Y      N	Y      N	1   2   3   4	1   2   3   4	1   2   3   4	1   2   3   4	1   2   3   4	1   2   3   4	1   2   3   4	1   2   3   4	1   2   3   4	1   2   3   4 Specify: .....
06	Y      N	Y      N	1   2   3   4	1   2   3   4	1   2   3   4	1   2   3   4	1   2   3   4	1   2   3   4	1   2   3   4	1   2   3   4	1   2   3   4	1   2   3   4 Specify: .....
07	Y      N	Y      N	1   2   3   4	1   2   3   4	1   2   3   4	1   2   3   4	1   2   3   4	1   2   3   4	1   2   3   4	1   2   3   4	1   2   3   4	1   2   3   4 Specify: .....
08	Y      N	Y      N	1   2   3   4	1   2   3   4	1   2   3   4	1   2   3   4	1   2   3   4	1   2   3   4	1   2   3   4	1   2   3   4	1   2   3   4	1   2   3   4 Specify:.....

## 2. INDIVIDUAL QUESTIONNAIRE (Cont.)

Page 6

P00	R07	R08	R09	R10	R11	R12	R13	R14
		FOR PERSONS NOT 'SINGLE' AT R07	FOR WOMEN NOT 'SINGLE' AT R07				APPLICABLE to persons aged 10 years and over	
Person Number	Marital Status	Age at first marriage/union	No. of children	Religion	Language(s) spoken by ancestors	Language usually spoken	Literacy	
	<b>What is the person's marital status?</b> 1 Widowed (not remarried) 2 Divorced (not remarried) 3 Separated 4 Married religiously and civilly 5 Married religiously only 6 Married civilly only 7 In a union but not married religiously or civilly 8 Single (never married) 9 Unmarried parent 10 Other - to specify .... <b>If 'single', GO TO R10</b>	<b>How old was the person when married/ in a union for the first time?</b>  <i>(Age in completed years)</i>	<b>How many live-born children has the person ever had?</b>  <i>(Excluding still birth)</i>	<b>To what religion does the person belong?</b>  <i>Write religion as reported by the person.</i>  <i>If the person has no religion, write 'NO RELIGION'</i>	<b>What is the language spoken by the person's ancestors?</b>  <i>If the language of the paternal ancestors is different from that of the maternal ancestors, write both.</i>  <i>For census purposes, consider Creole, Bhojpuri, etc. as languages.</i>	<b>What is the language that the person usually speaks at home?</b>  <i>For children not yet able to speak, write the language spoken by the mother</i>  <b>END HERE for children under 2 years</b>	<b>Can the person both read and write, with understanding, a simple statement on his/her everyday life?</b>  1 Yes 2 No  <b>If 'NO', GO TO R15</b>	<b>In which languages?</b> 1 Creole 2 Bhojpuri 3 Indian languages 4 Chinese languages 5 Other Oriental languages 6 English 7 French 8 Other European languages 9 Other languages – to specify ...  <i>More than one answer can be circled</i>
01	1 2 3 4 5 6 7 8 9 10 Specify: .....						Y N	1 2 3 4 5 6 7 8 9 Specify: .....
02	1 2 3 4 5 6 7 8 9 10 Specify: .....						Y N	1 2 3 4 5 6 7 8 9 Specify: .....
03	1 2 3 4 5 6 7 8 9 10 Specify: .....						Y N	1 2 3 4 5 6 7 8 9 Specify: .....
04	1 2 3 4 5 6 7 8 9 10 Specify: .....						Y N	1 2 3 4 5 6 7 8 9 Specify: .....
05	1 2 3 4 5 6 7 8 9 10 Specify: .....						Y N	1 2 3 4 5 6 7 8 9 Specify: .....
06	1 2 3 4 5 6 7 8 9 10 Specify: .....						Y N	1 2 3 4 5 6 7 8 9 Specify: .....
07	1 2 3 4 5 6 7 8 9 10 Specify: .....						Y N	1 2 3 4 5 6 7 8 9 Specify: .....
08	1 2 3 4 5 6 7 8 9 10 Specify: .....						Y N	1 2 3 4 5 6 7 8 9 Specify: .....

## 2. INDIVIDUAL QUESTIONNAIRE (Cont.)

P00	R15	R16	R17	R18
APPLICABLE TO PERSONS AGED 2 YEARS AND OVER				
Person Number	School attendance	Educational Level	Primary Level	Secondary Level
	<b>Has the person ever attended an educational institution?</b> <b>1</b> Yes, Now full time <b>2</b> Yes, Now part time <b>3</b> Yes, in the past <b>4</b> No, never <b>5</b> No, Child not yet at school (CNYS) <b>If R15 = 5, END HERE</b>	<b>What is the highest level of education that the person has attended / is attending?</b> <b>0</b> None <i>If None, GO TO R24 if aged 12yrs or more, ELSE END HERE</i> <b>1</b> Pre-Primary <i>If pre-primary and R15 = 1,2, END HERE</i> <i>If pre-primary and R15 = 3,4, GO TO R24 if aged 12yrs or more, ELSE END HERE</i> <b>2</b> Primary <i>If primary, GO TO R17</i> <b>3</b> Secondary <i>If secondary, GO TO R18</i> <b>4</b> Other than Primary & Secondary <i>If other than primary &amp; secondary, GO TO R17/R18 and R19</i> <b>5</b> Special Education Needs Schools <i>If specialized schools, GO TO R24 if aged 12yrs or more, ELSE END HERE</i> <i>If Unknown, GO TO R24 if aged 12yrs or more, ELSE END HERE</i> <b>6</b> Unknown	<b>What is the highest grade that the person attended / is attending at primary level?</b> <b>11</b> Standard I/Grade 1 <b>12</b> Standard II/Grade 2 <b>13</b> Standard III/Grade 3 <b>14</b> Standard IV/Grade 4 <b>15</b> Standard V/Grade 5 <b>16</b> Standard VI/Grade 6 or equivalent- not achieved <b>17</b> Standard VI/Grade 6 or equivalent-achieved <b>19</b> Primary Unknown <b>If R16=2, GO TO R24 if aged 12yrs or more, ELSE END HERE</b>	<b>State the highest grade the person attended / is attending at secondary level</b> <b>21</b> Form I/Grade 7 <b>211</b> Extended Grade 7 <b>22</b> Form II/Grade 8 <b>221</b> Extended Grade 8 <b>23</b> Form III/Grade 9 or equivalent-not achieved <b>231</b> Form III/Grade 9 or equivalent-achieved <b>232</b> Extended Grade 9 <b>233</b> Extended Grade 9+ <b>24</b> Form IV/Grade 10 <b>25</b> Form V/Grade 11 or prevoc equivalent-not achieved <b>26</b> Form V/Grade 11 or equivalent-achieved <b>27</b> Lower VI/Grade 12 <b>28</b> Form VI/Grade 13 or equivalent-not achieved <b>29</b> Form VI/Grade 13 or equivalent-achieved <b>30</b> Secondary, unknown <b>31</b> Form I prevoc <b>32</b> Form II prevoc <b>33</b> Form III prevoc <b>34</b> Form IV <b>If R16=3, GO TO R24 if aged 12yrs or more, ELSE END HERE</b> <i>(e.g. for Form I/Grade 7 should be recorded as "021")</i>
01	1 2 3 4 5	0 1 2 3 4 5 6		
02	1 2 3 4 5	0 1 2 3 4 5 6		
03	1 2 3 4 5	0 1 2 3 4 5 6		
04	1 2 3 4 5	0 1 2 3 4 5 6		
05	1 2 3 4 5	0 1 2 3 4 5 6		
06	1 2 3 4 5	0 1 2 3 4 5 6		
07	1 2 3 4 5	0 1 2 3 4 5 6		
08	1 2 3 4 5	0 1 2 3 4 5 6		

## 2. INDIVIDUAL QUESTIONNAIRE (Cont.)

Page 8

P00	R19	R20_A	R20_B	R20_C	R21	R22	R23_A	R23_B	R23_C
APPLICABLE TO PERSONS AGED 12 YEARS AND OVER									
Person Number	Highest Qualification other than Primary & Secondary				Additional Qualification other than Primary & Secondary				
	What is the level of the course that the person followed / is following at a university, vocational/technical school, professional body, etc.?  1 Certificate 2 Diploma 3 Bachelor's degree or equivalent 4 Master's degree or equivalent 5 Doctoral or equivalent 6 Other - to Specify ....	In which field did the person follow this course?	Duration of course in months?  <i>Applicable if course was completed</i>	Name of training institution  <i>Applicable if R19 = 1,2 &amp; 6 (certificate or diploma course and option "Other")</i>	Does the person possess another qualification from a university, vocational/technical school, professional body, etc.?  1 Yes 2 No  <i>If 'NO', GO TO R24</i>	What is the level of this course?  1 Certificate 2 Diploma 3 Bachelor's degree or equivalent 4 Master's degree or equivalent 5 Doctorate or equivalent 6 Other- to Specify ....	In which field did the person follow this course?	Duration of course in months?  <i>Applicable if course was completed</i>	Name of training institution  <i>Applicable if R22 = 1,2 &amp; 6 (certificate or diploma course and option "Other")</i>
01	1 2 3 4 5 6				Y N	1 2 3 4 5 6 Specify: .....			
02	1 2 3 4 5 6				Y N	1 2 3 4 5 6 Specify: .....			
03	1 2 3 4 5 6				Y N	1 2 3 4 5 6 Specify: .....			
04	1 2 3 4 5 6				Y N	1 2 3 4 5 6 Specify: .....			
05	1 2 3 4 5 6				Y N	1 2 3 4 5 6 Specify: .....			
06	1 2 3 4 5 6				Y N	1 2 3 4 5 6 Specify: .....			
07	1 2 3 4 5 6				Y N	1 2 3 4 5 6 Specify: .....			
08	1 2 3 4 5 6				Y N	1 2 3 4 5 6 Specify: .....			

## 2. INDIVIDUAL QUESTIONNAIRE (Cont.)

Page 9

P00	R24	R25	R26	R27	R28	R29	R30
APPLICABLE TO PERSONS AGED 12 YEARS AND OVER							
Person Number	Hours worked during reference week	Whether temporarily away from work	Job search	Availability for work during reference week		Worked in the past	When last worked
	During the reference week, 27 Jun - 03 Jul 2022, did the person do any work for pay, profit or family business, even if it was only for one hour?  <i>If <b>YES</b>, write the number of HOURS worked during the week excluding lunch breaks and GO TO R31</i>  <i>If <b>NO</b>, write "0".</i>	During the reference week, was the person temporarily absent from a job or business because of illness, injury, holiday, industrial dispute, off-season inactivity, temporary disorganisation or any other reason?  1 Yes 2 No  <i>If Yes, GO TO R31</i>	Has the person been looking for work or trying to set up his own business during the past 4 weeks?  1 Yes 2 No  <i>If R26 = 'Yes' and R27 = 'Yes', GO TO R29</i>  <i>ELSE GO TO R28</i>	Could the person have started to work during the reference week if work was available?  1 Yes 2 No  <i>If R26 = 'Yes' and R27 = 'Yes', GO TO R29</i>  <i>ELSE GO TO R28</i>	Why did the person not start working during reference week even though work was available?  1 Household/family responsibilities 2 Studies 3 Disability 4 Illness/injury 5 Wholly retired/too old 6 Too young to work 7 Parents or spouse not agreeable 8 Got tired/frustrated of seeking work 9 Not interested to work 10 Other, to specify  <i>END HERE for those who answer this question</i>	Has the person ever worked in the past, even for a few days?  1 Yes 2 No  <i>If 'No', END HERE</i>	When did the person work for the last time?  <i>State month and year in this format mm/yyyy</i>
01	<input type="text"/>	Y N	Y N	Y N	1 2 3 4 5 6 7 8 9 10 Specify : .....	Y N	
02	<input type="text"/>	Y N	Y N	Y N	1 2 3 4 5 6 7 8 9 10 Specify : .....	Y N	
03	<input type="text"/>	Y N	Y N	Y N	1 2 3 4 5 6 7 8 9 10 Specify : .....	Y N	
04	<input type="text"/>	Y N	Y N	Y N	1 2 3 4 5 6 7 8 9 10 Specify : .....	Y N	
05	<input type="text"/>	Y N	Y N	Y N	1 2 3 4 5 6 7 8 9 10 Specify : .....	Y N	
06	<input type="text"/>	Y N	Y N	Y N	1 2 3 4 5 6 7 8 9 10 Specify : .....	Y N	
07	<input type="text"/>	Y N	Y N	Y N	1 2 3 4 5 6 7 8 9 10 Specify : .....	Y N	
08	<input type="text"/>	Y N	Y N	Y N	1 2 3 4 5 6 7 8 9 10 Specify : .....	Y N	

## 2. INDIVIDUAL QUESTIONNAIRE (Cont.)

Page 10

P00	R31	R33	R34	R35	R36	R37	R38	
Person Number	<p>The following questions refer to the person's work during the reference week <b>Monday 27 June to Sunday 3 July 2022</b>. If the person had no job during that week, ask about his/her last job. If the person has more than one job, ask about the job at which he /she worked the most hours.</p>							
	Name of Establishment	Kind of Business, Industry or Service	Type of workplace	Address of workplace	Occupation	Employment Status	Length of Service	
	<p>What is the name of the establishment, firm, government institution, etc. for which the person worked <u>during the reference week</u>?</p> <p>or</p> <p>What is the name of the establishment, firm, government institution, etc. for which the person worked <u>in the past</u>?</p> <p>If establishment has no name, <b>give NAME OF EMPLOYER</b>.</p> <p>If self-employed, write the name of business shop, agency, etc., or <b>write THE PERSON'S OWN NAME</b>.</p> <p>If working for a private household (e.g. cook, gardener, etc.), <b>write "PRIVATE HOUSEHOLD"</b></p>	<p>What is the main business activity carried out at the person's place of work?</p> <p>Write FULLY the kind of business, industry or service activities carried out at the establishment.</p> <p>Use precise terms such as SUGAR MANUFACTURING, PRIMARY EDUCATION, etc.</p>	<p>Does the person work in:</p> <p>1 Fixed place of work outside home</p> <p>2 No fixed place of work/Mobile</p> <p>3 Worked at home</p> <p>4 Worked from home with resident employer</p> <p>5 Worked from home with non-resident employer</p> <p>6 Worked partly from home and partly at place of work</p> <p>7 Worked outside RoM</p>	<p>Give the address of the workplace</p> <p>If R34 =1, write full address including municipal ward/village council area/locality.</p> <p>If R34 =2, write full address where the person reported for work or the place he/she worked the most.</p> <p>If R34 =3, 4 or 5, write "HOME".</p> <p>If R34 =6, write full address of workplace where he/she worked the most.</p> <p>If R34 =7, write the country.</p>	<p>Write the kind of work/business the person did most of the time</p> <p>Use precise terms such as ACCOUNTS CLERK, LORRY DRIVER, PRIMARY TEACHER, ETC.</p>	<p>State if the person's employment status is:</p> <p>1 Self-employed with employees</p> <p>2 Self-employed without employees</p> <p>3 Contributing family worker</p> <p>4 Apprentice/trainees with pay</p> <p>5 Employee paid by the month</p> <p>6 Employee paid by day, week, fortnight, job</p> <p>7 Worker-member of co-operatives</p> <p>8 Other- to Specify ....</p>	<p>Write the number of <u>years</u> the person has worked/ worked for his/her present or most recent employer.</p> <p>For self-employed persons, write the number of years he/she has been in the present business.</p> <p>If worked for <u>less than 1 year</u>, write '0'.</p>	
	01			1 2 3 4 5 6 7			1 2 3 4 5 6 7 8 Specify: .....	
	02			1 2 3 4 5 6 7			1 2 3 4 5 6 7 8 Specify: .....	
	03			1 2 3 4 5 6 7			1 2 3 4 5 6 7 8 Specify: .....	
	04			1 2 3 4 5 6 7			1 2 3 4 5 6 7 8 Specify: .....	
	05			1 2 3 4 5 6 7			1 2 3 4 5 6 7 8 Specify: .....	
	06			1 2 3 4 5 6 7			1 2 3 4 5 6 7 8 Specify: .....	
	07			1 2 3 4 5 6 7			1 2 3 4 5 6 7 8 Specify: .....	
08			1 2 3 4 5 6 7			1 2 3 4 5 6 7 8 Specify: .....		

R32 has intentionally been skipped in question numbering



### 3. EMIGRATION - HOUSEHOLD MEMBERS WHO LIVE ABROAD

**E1** Has any member/ former member of this household left to live abroad for at least 12 months and is still living there now?

1. Yes

**2. No**

**If 'No', END INTERVIEW**

**For each member/ former member, please record the information below:**

[illegible]