



CENSUS



OF



MAURITIUS AND ITS DEPENDENCIES

TAKEN

ON THE 1ST APRIL 1901

G. A. L. BANBURY,
REGISTRAR GENERAL AND CENSUS COMMISSIONER.

MAURITIUS

PRINTED AT THE STOREKEEPER GENERAL'S PRINTING ESTABLISHMENT.

1902


CONTENTS

GENERAL REPORT :—

| | Page |
|---|------|
| Historical | 1 |
| Census of 1846 | 1 |
| " 1851 | 2 |
| " 1861 | 2 |
| " 1871 | 2 |
| " 1881 | 2 |
| " 1891 | 3 |
| " 1901 | 3 |
| Distribution of the Population | 8 |
| Population on Sugar Estates | 11 |
| Civil Condition of the Inhabitants | 14 |
| Ages of the Population | 21 |
| Religions of the Inhabitants | 24 |
| Trades and callings of the Inhabitants | 29 |
| Education | 35 |
| Infirmities | 37 |
| Prisons and Asylums | 37 |
| Density of Population and Houses of the Inhabitants | 38 |
| Dependencies of Mauritius | 45 |
| The Seychelles Archipelago | 50 |
| Manner of taking the Census | 52 |
| General Observations | 54 |
| Conclusion | 54 |
| Expenditure | 55 |

ANNEXURES :—

| | |
|---|-----|
| 1. Population according to previous Censuses | 59 |
| 2. Population of each division as returned on the day of Census | 61 |
| 3. Population of each division of Port Louis | 62 |
| 4. Population of each division and sub-division of Rural Districts | 63 |
| 5. Civil Status of the Inhabitants of each section of the Island | 75 |
| 6. Nationalities and birth places of the population of each District | 82 |
| 7. Ages of the Population of each District | 103 |
| 8. Religions of the population of each District | 116 |
| 9. Occupations of the population of each district | 126 |
| 10. Children between the ages of 5 and 20 receiving Instruction | 150 |
| 11. Indian population of the Island | 160 |
| 12. Infirmities | 162 |
| 13. Persons in Prisons on 31.3.1901 | 164 |
| 14. Persons in Asylums, Hospitals and Poor Houses on 31.3.01 | 165 |
| 15. Number of Houses (inhabited and uninhabited) in the Colony | 166 |
| 16. Total number of separate dwelling places (Principal houses and Dependencies)... | 167 |
| 17. Population of the Dependencies | 168 |
| 18. Civil Status of Population of the Dependencies | 170 |
| 19. Nationalities and birth places of Population of the Dependencies | 171 |
| 20. Ages of Population of the Dependencies | 173 |
| 21. Religions of the population of the Dependencies | 174 |
| 22. Occupations of the population of the Dependencies | 175 |
| 23. Children receiving instruction—Rodrigues | 178 |
| 24. Immigrants in the Dependencies | 179 |
| 25. Infirmities in the Dependencies | 180 |
| 26. Number, names and limits of each section | 181 |
| 27. Return of Houses | 200 |
| 28. Notice re : Census of 1901 | 201 |
| 29. Census Schedule | 202 |
| 30. Instructions to Superintendents and Enumerators | 206 |



CENSUS OFFICE,

Mauritius,

21st. March, 1902.

To

His Excellency

Sir CHARLES BRUCE, G.C.M.G.

&c., &c., &c.

May it please your Excellency.

In accordance with the provisions of the Census Ordinance (No. 20 of 1900) a Date of Census and Ordinance. Census of the Population was taken on the morning of Monday the 1st. April 1901.

2. This date was fixed for the purpose of corresponding with that of the Census Corresponding date to Census of United Kingdom. of the United Kingdom and if the same principle has been adopted throughout His Majesty's dominions, apart from the local interest of each Census, there will be the national one of having a record, on a given date, of the population of the British Empire divided into its nationalities, classes, and occupations.

3. The results of the Census of Mauritius and its Dependencies, including Seychelles, show that the population, on the morning of the 1st. April 1901 was as follows :— Total population.

| | | | | |
|----------------------------------|-----|-----|-----|---------|
| Mauritius proper | ... | ... | ... | 373,336 |
| Dependencies of ditto. | ... | ... | ... | 1,859 |
| Total Mauritius and Dependencies | ... | ... | ... | 378,195 |
| Seychelles and Dependencies | ... | ... | ... | 19,258 |
| Grand Total | ... | ... | ... | 397,453 |

Before proceeding to an examination of the details comprised in the above figures, it will, I trust, be of interest to review the results of the previous Censuses of the Colony so that a comparison can be made of the figures as they existed at these Censuses with those as they now stand.

HISTORICAL

1846

4. The first Census of the Island appears to have been taken in August 1846, Census of 1846. when the population was found to be 161,089 divided up as follows :—

| | | | | |
|-----------------------|-----|-----|-----|---------|
| General Population | ... | ... | ... | 52,852 |
| Ex-Apprentices | ... | ... | ... | 19,365 |
| Indians | ... | ... | ... | 56,245 |
| Military and Shipping | ... | ... | ... | 2,627 |
| Total | ... | ... | ... | 161,089 |

1851

Census of 1851. 5. The second Census was taken on the 20th. November 1851, and showed a population of 183,506 made up as follows :—

| | |
|------------------------------|---------|
| General population | 54,497 |
| Ex-Apprentices | 18,330 |
| Indians | 77,996 |
| Military and Shipping | 2,683 |
| Total... | 183,506 |

The term " Ex-Apprentice " used at this and the preceding Census was applied to all manumitted slaves and their descendants born since their Emancipation in February 1835 and the Commissioners of 1851 in their report explained that the falling off in the number as then returned, was caused through many belonging to that class having merged by marriage with the General population, had doubtless been included therein.

1861

Census of 1861 6. This Census was taken by a Board of eight Commissioners on the 8th. April 1861, the most important alteration being that no record of the ex-apprentice class was maintained—the Commissioners reporting the " absorption of the class formerly called " ex-apprentices " into the bulk of the General population as they did not think it advisable to endeavour to maintain the distinction which had been previously returned."

The population was found to be as follows :—

| | |
|--|---------|
| General population (including ex-Apprentices) | 117,416 |
| Indian Population | 192,634 |
| Military and Shipping | 3,412 |
| Total... | 313,462 |

The noticeable figure being the great increase in the Indian population due to the importation of coolies.

1871

Census of 1871. 7. This Census was taken on the 11th. April 1871, the work for the first time being entrusted to a Single Census Commissioner. The population was found to be 317,069 made up as follows :—

| | |
|------------------------------|---------|
| General Population: | 99,784 |
| Indian " | 216,258 |
| Military and Shipping | 1,027 |
| Total... | 317,069 |

The Indian Population again showing a large increase and the General population a serious decrease.

1881

Census of 1881. 8. The Census of 1881 was taken on the 11th. April of that year and the population was found to be 360,847 made up as follows :—

| | | | | |
|------------------------|-------|-----|-----|---------|
| General Population ... | ... | ... | ... | 110,881 |
| Indian .. | ... | ... | ... | 248,993 |
| Military and Shipping | ... | ... | ... | 973 |
| | Total | ... | ... | 360,847 |

Both the General and the Indian Population showing satisfactory increases over the figures returned at the previous Census.

1891

9. This Census which was taken on the 5th April 1891 showed that the population had risen to 371,655 made up as follows :— Census of 1891

| | | | | |
|-----------------------|-------|-----|-----|---------|
| General population .. | ... | ... | ... | 114,572 |
| Indian .. | ... | ... | ... | 256,016 |
| Military and shipping | ... | ... | ... | 1,067 |
| | Total | ... | ... | 371,655 |

At this Census, the Indian population was divided into two sub-divisions (a) Indo-Mauritians, that is to say "Persons of Indian origin born in the Colony" and (b) Other Indians, i.e. Indians born out of the Colony. It was found that no less than 156,591 Indians claimed to be of Mauritius birth and 99,329 came under the denomination of "Other Indians". The following short statement will show the divisions of the sexes of the General Population (exclusive of Indians) and the Indian Population under the above mentioned sub-divisions. In the statement, I have excluded the Military and Shipping as not forming part of the permanent resident population of the Island.

RESIDENT POPULATION AT CENSUS OF 1891.

| Class | Males | Females | Total |
|------------------------|---------|---------|---------|
| General Population ... | 58,539 | 56,129 | 114,668 |
| Indo-Mauritians ... | 80,653 | 75,938 | 156,591 |
| Other Indians ... | 66,846 | 32,483 | 99,329 |
| Total ... | 206,038 | 164,550 | 370,588 |

1901

10. The results of this Census taken as before stated on the 1st April 1901 Census of 1901. showed a population for Mauritius and its Dependencies proper (exclusive of Seychelles where, though forming part of the Mauritius Government, a separate Census has been made) of 378,195 persons divided up as follows :

Population of Island of Mauritius 373,336
 comprising therein :—

| | |
|---|---------|
| General Population | 111,440 |
| Indian Population | 259,086 |
| Military and Shipping | 2,810 |
| | 373,336 |
| Dependencies (excluding Seychelles) | 4,859 |
| | 378,195 |

Comparison of population with previous Censuses.

11. By the following statement this population can be easily compared with those of the previous Censuses under the heads of General population (exclusive of Indians), Indian population, the males and females of each class being also shown separately for comparative purposes.

Population of the Island of Mauritius (exclusive of Dependencies) at the various Censuses of the Island.

| Dates of Censuses | Year | General Population | | | Indian Population | | | Total | | |
|-------------------|------|--------------------|---------|---------|-------------------|---------|---------|---------|---------|---------|
| | | Males | Females | Total | Males | Females | Total | Males | Females | Total |
| August | 1846 | 58,290 | 46,554 | 104,844 | 48,935 | 7,310 | 56,245 | 107,225 | 53,864 | 161,089 |
| 20th November | 1851 | 57,533 | 47,977 | 105,510 | 64,282 | 13,714 | 77,996 | 121,815 | 61,691 | 183,506 |
| 8th April | 1861 | 61,495 | 56,333 | 120,828 | 141,615 | 51,019 | 192,634 | 206,110 | 107,352 | 313,462 |
| 11th April | 1871 | 52,601 | 48,162 | 100,763 | 141,852 | 74,454 | 216,306 | 194,453 | 122,616 | 317,069 |
| 3rd April | 1881 | 58,137 | 53,646 | 111,783 | 151,123 | 97,641 | 249,064 | 209,560 | 151,287 | 360,847 |
| 5th April | 1891 | 59,508 | 56,131 | 115,639 | 147,595 | 108,421 | 256,016 | 207,103 | 164,552 | 371,655 |
| 1st April | 1901 | 56,821 | 55,525 | 112,356 | 144,957 | 116,023 | 260,980 | 201,778 | 171,558 | 373,336 |

Comparison of Resident Population.

12. The above table includes the military and non-resident shipping, that is to say the casual visitors who were in the Colony on the day of the Census. I therefore attach a further statement giving the population of the Island, exclusive of the Military, Casual Shipping and Dependencies, compared with similar returns from the previous Censuses.

Resident Population of the Island of Mauritius (excluding Military, Shipping and Dependencies) as compared with previous Censuses.

| Dates of Censuses | Year | General Population | | | Indian Population | | | Total | | |
|-------------------|------|--------------------|---------|---------|-------------------|---------|---------|---------|---------|---------|
| | | Males | Females | Total | Males | Females | Total | Males | Females | Total |
| August | 1846 | 55,663 | 46,554 | 102,217 | 48,935 | 7,310 | 56,245 | 101,598 | 53,864 | 158,462 |
| 20th November | 1851 | 55,059 | 47,768 | 102,827 | 64,282 | 13,714 | 77,996 | 119,341 | 61,482 | 180,823 |
| 8th April | 1861 | 61,346 | 56,970 | 117,416 | 141,615 | 51,019 | 192,634 | 202,961 | 107,089 | 310,050 |
| 11th April | 1871 | 51,771 | 48,013 | 99,784 | 141,801 | 74,454 | 216,258 | 193,575 | 122,467 | 316,042 |
| 3rd April | 1881 | 57,303 | 53,578 | 110,881 | 151,352 | 97,641 | 248,993 | 208,655 | 151,219 | 359,874 |
| 5th April | 1891 | 58,539 | 56,129 | 114,668 | 147,499 | 108,421 | 255,920 | 206,688 | 164,550 | 370,588 |
| 1st April | 1901 | 56,452 | 55,185 | 111,637 | 143,100 | 115,986 | 259,086 | 199,552 | 171,471 | 371,023 |

Increase over last Census.

13. From the above figures it will be seen that the population has increased during the last ten years by 435 only. That the General population (exclusive of Indians) has decreased by 2,751 (the males by 2087 and the females by 614), while in

the Indian population there has been an increase of 3166; the males having decreased by 4,399 whereas the females have increased by 7,565.

14. The death-rate in Mauritius is, generally speaking, quite as high as the birth-rate, and, in some years, surpasses it. This it did in the years 1900 and 1901, Comparison of Birth and Death rates. the death-rate among the Europeans, whites, mixed and coloured comparing less favourably with the birth-rate than among the Indian population.

15. In the Indian population, the Indo-Mauritians have a higher birth-rate and lower death rate than the "Other Indians", the percentage of females among them being nearly equal.

16. It will be clear therefore that the population of Mauritius, as a whole, is becoming more and more Indian, a result which has been hastened by the importation of Coolie labourers. Population becoming more Indian.

17. The Secretary of State for the Colonies having called for a return of the population under the following heads: Classification of Population under certain heads.

- (a). Europeans, whites, mixed and coloured.
- (b). Africans.
- (c). Indians.
- (d). Chinese.

and the Director of the Medical and Health Department having referred to me, in my capacity as Registrar General, for an estimate of the population so divided, I considered that the taking of the Censuses would be an excellent opportunity of endeavouring to obtain the information accurately; I therefore directed the Superintendents and Enumerators, when collecting and examining the Schedules, to fill in, in the column of remarks, an initial letter against each person, from which the divisions of the population could afterwards be compiled.

18. The result obtained as applied to the Total Population including the Dependencies was as follows: The result.

| Description | Males | Females | Total |
|--|---------|---------|---------|
| (a) Europeans, whites, mixed and coloured | 55,474 | 57,372 | 112,846 |
| (b) Africans | 512 | 131 | 643 |
| (c) Indians | 145,097 | 116,094 | 261,191 |
| (d) Chinese | 3,457 | 58 | 3,515 |
| Totals | 204,540 | 173,655 | 378,195 |

19. I am bound to report that, in my opinion, the return given under the heading (b) Africans appears to be much under-estimated and that the officers have taken a very liberal view and have included under (a) Europeans, whites, mixed and coloured many hundreds of persons who, to all intents and purposes, bear the racial characteristics of being pure Africans. My reasons for this opinion are as follows:— As to its correctness under Africans.

In my short references to the Censuses of 1846 and 1851, it was shown that, at these dates, the ex-apprentice class numbered 49,365 and 48,330 respectively, and altho' intermixture then and since the latter date has largely diminished the number of pure Africans by descent, it is difficult to believe that it has been so complete as to leave only 643 persons of that class remaining.

Estimate of number of pure Africans in the Colony.

20. I estimate that there are probably between 2000 and 3000 persons who, by racial class, should be included under the heading of Africans and deducted from the number returned under the heading Europeans, whites, mixed and coloured.

21. In the Indian community there is no such widespread attempt to assimilate themselves with any other class, the few cases in which they may do so, through marriage with coloured people, or influenced by the adoption of Christianity, being too few in number to affect the statistics.

Indian population

22. The Indian population of the Colony on the morning of the Census numbered, as in shown in para 18—261,191 persons, and dividing them into the two classes (a) Indo-Mauritians (b) Other Indians, and separating the males from the females, gives the following results:—

INDIAN POPULATION

| | Males | Females | Total |
|---------------------|---------|---------|---------|
| Indo-Mauritians ... | 103,091 | 95,997 | 199,088 |
| Other Indians ... | 42,006 | 20,097 | 62,103 |
| Totals ... | 145,097 | 116,094 | 261,191 |

Comparison of Indian population.

23. It will thus be seen that, in the Indo-Mauritian class, the males and females were nearly equal, whereas, in the Other Indians, there are two males to every female.

24. Excluding the Dependencies for the purpose of comparison with the Census of 1891, but including the Military as many Indo-Mauritians were included in the returns sent in by the Military Authorities, the figures were.

| | Males | Females | Total |
|---------------------|---------|---------|---------|
| Indo-Mauritians ... | 103,013 | 95,945 | 198,958 |
| Other Indians ... | 41,944 | 20,078 | 62,022 |
| Totals ... | 144,957 | 116,023 | 260,980 |

Figures of Census of 1891.

25. At the Census of 1891, the figures were:—

| | Males | Females | Total |
|---------------------|---------|---------|---------|
| Indo-Mauritians ... | 80,653 | 75,938 | 156,591 |
| Other Indians ... | 66,846 | 32,483 | 99,329 |
| Totals ... | 147,499 | 108,421 | 255,920 |

The relative proportion of the sexes being about the same at both Censuses.

Increase of Indo Mauritians.

26. It will be seen however that there has been a considerable increase in the Indo-Mauritian population during the ten years 1891-1901 which is easily accounted for when it is remembered that the children of the "Other Indians", born during that period, are included in it.

Decrease in Other Indians.

27. The decrease in the "Other Indians" arises through Immigration having been temporarily discontinued and the falling off from departures and deaths have consequently not been replaced by the introduction of new arrivals sufficient in number to keep the total up to the previous record.

Result.

28. As the figures show that the General population (exclusive of Indians) has decreased and that the Indian population has increased, it shows clearly that Mauritius has become and is becoming more Indian each succeeding year as previously stated, and this condition becomes accelerated as the female element gains, through natural causes, on the male element.

29. Taking the total population of the whole Colony including the Dependencies, the sexes were divided as follows : Division of sexes-
whole Colony.

| | | | | |
|---------|-----|-----|-----|---------|
| Males | ... | ... | ... | 204,540 |
| Females | ... | ... | ... | 173,655 |
| Total | ... | ... | ... | 378,195 |

Divided into (1) the Island Proper and (2) Dependencies, the divisions were :

| | Males | Females | Total |
|---------------------|---------|---------|---------|
| Island of Mauritius | 201,778 | 171,558 | 373,336 |
| Dependencies | 2,762 | 2,097 | 4,859 |
| Totals | 204,540 | 173,655 | 378,195 |

Divided into :

- (a) Europeans, whites, mixed and coloured.
- (b) Africans.
- (c) Indians.
- (d) Chinese.

the divisions were, for the whole Colony, as under :—

WHOLE COLONY

| | Males | Females | Total |
|---------------------------------------|---------|---------|---------|
| Europeans, whites, mixed and coloured | 55,474 | 57,372 | 112,846 |
| Africans | 512 | 131 | 643 |
| Indians | 145,097 | 116,094 | 261,191 |
| Chinese | 3,457 | 58 | 3,515 |
| Totals | 204,540 | 173,655 | 378,195 |

30. Separating Mauritius proper from its Dependencies, the sexes were divided as follows : Division of sexes
Mauritius proper.

MAURITIUS (EXCLUDING DEPENDENCIES)

| | Males | Females | Total |
|---------------------------------------|---------|---------|---------|
| Europeans, whites, mixed and coloured | 53,038 | 55,377 | 108,415 |
| Africans | 332 | 100 | 432 |
| Indians | 144,957 | 116,023 | 260,980 |
| Chinese | 3,451 | 58 | 3,509 |
| Totals | 201,778 | 171,558 | 373,336 |

Percentages of
Males and Females
at Censuses.

31. The following figures will show the difference per cent at each of the Censuses between the males and females of the population of the Island proper.

| Year of Census | Number of Males to 100 Females |
|----------------|-----------------------------------|
| 1846 | 194 |
| 1851 | 194 |
| 1861 | 189 |
| 1871 | 155 |
| 1881 | 138 |
| 1891 | 124 |
| 1901 | 117 |

Excess of males
diminishing.

32. From the above figures, it will be seen that the excess of the male over the female element (formerly so serious through the importation of Coolies in which the males predominated) has much decreased and it is clear that, but for the arrival of Coolie Immigrants from time to time, the female population would soon equalise and pass that of the male.

DISTRIBUTION OF THE POPULATION

Divisions of the
Colony.

33. Before proceeding to give the figures on the subject of the distribution of the population it will not be out of place to give a slight description of the divisions of the Colony.

Area of the Colony.

34. The Island of Mauritius has an area of 708 square miles and is divided into nine Districts. These Districts are named and have an area respectively as under-mentioned.

| | Name of District | Area in square miles |
|---|---------------------------|-------------------------|
| 1 | Port Louis | 15 |
| 2 | Pamplemousses | 68 |
| 3 | Rivière du Rempart | 55 |
| 4 | Flacq | 112 |
| 5 | Grand Port | 98 |
| 6 | Savanne | 92 |
| 7 | Black River | 100 |
| 8 | Plaines Wilhems | 77 |
| 9 | Moka | 88 |

35. Port Louis, as well as being a District, is the name of the Capital of the

36. For the purposes of Registration there are, in each of these Districts, ^{Registration Offices.} Registration or Civil Status Offices (as they are locally called) for the Registration of Births, Deaths and Marriages and these must, by law, be registered in the District in which they occur.

37. For the taking of the Census therefore it was obviously the simplest and ^{Local Centres for} best course to make these District Offices the local centres for their respective ^{Census.} areas. This plan had been partly adopted at previous Censuses and except in one District (where it was not practicable) I made it the rule.

38. From the returns and Schedules furnished by the Superintendents of ^{Distribution of} Districts, the following table has been prepared shewing the ^{population.} Distribution of the Population, the males being separated from the females, and the Population of the Dependencies being also shown so that the distribution of the Total population of the Colony may be clearly seen.

DISTRIBUTION OF THE POPULATION OF THE WHOLE COLONY UNDER ITS DISTRICTS AND CLASSES (EXCLUDING SEYCHELLES)

| Districts | Europeans, whites, mixed and coloured | | Africans | | Indians | | | | Chinese | | Total | | Grand Total |
|-------------------------|---------------------------------------|---------|----------|---------|-----------------|---------|---------------|---------|---------|---------|---------|---------|-------------|
| | Males | Females | Males | Females | Indo Mauritians | | Other Indians | | Males | Females | Males | Females | |
| | | | | | Males | Females | Males | Females | | | | | |
| Port Louis ... | 14,469 | 15,695 | 136 | 47 | 7,774 | 7,598 | 3,947 | 1,648 | 1,404 | 22 | 27,730 | 25,010 | 52,740 |
| Pamplemousses | 3,890 | 3,619 | 63 | 21 | 13,036 | 12,059 | 3,991 | 2,059 | 247 | 2 | 21,227 | 17,790 | 39,017 |
| Rivière du Rempart ... | 2,433 | 2,227 | 11 | 2 | 8,115 | 7,746 | 3,975 | 2,038 | 126 | 6 | 14,660 | 12,019 | 26,679 |
| Flacq ... | 5,170 | 5,037 | 8 | 5 | 17,894 | 16,446 | 6,797 | 3,545 | 287 | 4 | 30,156 | 25,032 | 55,188 |
| Grand Port ... | 6,158 | 6,148 | 11 | 1 | 14,688 | 13,195 | 6,111 | 2,968 | 287 | 1 | 27,255 | 22,313 | 49,568 |
| Savanne ... | 3,420 | 3,280 | 15 | 3 | 10,429 | 9,879 | 5,189 | 2,445 | 209 | 7 | 19,262 | 15,614 | 34,876 |
| Black River ... | 2,388 | 2,160 | 34 | 15 | 3,911 | 3,571 | 1,207 | 630 | 112 | 2 | 7,685 | 6,378 | 14,063 |
| Plaines Wilhems ... | 11,979 | 14,083 | 43 | 8 | 15,455 | 14,543 | 4,516 | 2,403 | 593 | 11 | 32,586 | 31,048 | 63,634 |
| Moka ... | 2,762 | 3,048 | 11 | 3 | 11,635 | 10,871 | 4,397 | 2,342 | 186 | 3 | 18,991 | 16,267 | 35,258 |
| Totals ... | 52,669 | 55,327 | 332 | 100 | 102,970 | 95,908 | 40,130 | 20,078 | 3,451 | 58 | 199,552 | 171,471 | 371,023 |
| Military (in Barracks) | 369 | 50 | .. | .. | 63 | 37 | 1,814 | .. | .. | .. | 2,226 | 87 | 2,313 |
| Totals of Mauritius ... | 53,038 | 55,377 | 332 | 100 | 103,013 | 95,945 | 41,944 | 20,078 | 3,451 | 58 | 201,778 | 171,558 | 373,336 |
| DEPENDENCIES | | | | | | | | | | | | | |
| Rodrigues ... | 1,617 | 1,456 | 26 | 1 | 10 | 12 | 26 | 8 | 6 | .. | 1,685 | 1,477 | 3,162 |
| Diego Garcia ... | 259 | 190 | 53 | 8 | .. | .. | 12 | 4 | .. | .. | 324 | 202 | 526 |
| Agalega ... | 110 | 102 | 31 | 5 | 32 | 36 | 20 | 6 | .. | .. | 223 | 149 | 372 |
| Peros Banhos ... | 96 | 73 | 15 | .. | .. | .. | .. | .. | .. | .. | 111 | 73 | 184 |
| Coëtivy ... | 76 | 39 | 13 | 5 | 5 | 4 | 1 | .. | .. | .. | 95 | 48 | 143 |
| Salomon Islands ... | 54 | 45 | 15 | 5 | .. | .. | .. | .. | .. | .. | 69 | 50 | 119 |
| Six Islands ... | 59 | 45 | 9 | 3 | .. | .. | 1 | .. | .. | .. | 69 | 48 | 117 |
| St. Brandon ... | 54 | 1 | .. | .. | 20 | .. | 2 | 1 | .. | .. | 85 | 2 | 87 |
| St. Juan de Nova ... | 47 | 18 | 7 | 2 | 1 | .. | .. | .. | .. | .. | 55 | 20 | 75 |
| Eagle Island ... | 34 | 26 | 11 | 2 | 1 | .. | .. | .. | .. | .. | 46 | 28 | 74 |
| Totals of Dependencies | 2,436 | 1,995 | 180 | 31 | 78 | 52 | 62 | 19 | 6 | .. | 2,762 | 2,097 | 4,859 |
| Grand Totals ... | 55,474 | 57,372 | 512 | 131 | 103,091 | 95,997 | 42,006 | 20,097 | 3,457 | 58 | 204,540 | 173,656 | 378,195 |

Comparison with
previous Censuses.

89. These figures cannot be compared with the results of previous Censuses under their descriptive class-divisions, but the totals of Mauritius can be compared with those of previous Censuses. I therefore show them in the following tabular statement :

| Districts | Distribution of Population of Mauritius at the Different Censuses. | | | | | | | |
|---|--|---------|---------|---------|---------|---------|---------|--------------------------------------|
| | 1846 | 1851 | 1861 | 1871 | 1881 | 1891 | 1901 | Increase or Decrease over 1891 |
| Port Louis | 45,215 | 49,909 | 74,426 | 63,230 | 66,625 | 62,169 | 52,740 | Decrease |
| Pamplemousses | 28,815 | 32,036 | 53,598 | 42,978 | 37,670 | 38,547 | 33,917 | Increase |
| Rivière du Rempart... | 15,061 | 16,030 | 19,331 | 20,242 | 20,726 | 24,151 | 26,679 | Increase |
| Flacq... .. | 19,182 | 24,186 | 41,468 | 49,499 | 56,022 | 56,734 | 55,188 | Decrease |
| Grand Port | 16,756 | 19,082 | 37,207 | 44,226 | 52,985 | 48,169 | 49,568 | Increase |
| Savanne | 9,160 | 9,871 | 21,026 | 27,443 | 34,447 | 34,977 | 34,876 | Decrease |
| Black River | 6,831 | 10,091 | 17,171 | 11,997 | 15,292 | 15,698 | 14,063 | Decrease |
| Plaines Wilhems | 12,784 | 13,893 | 28,929 | 35,147 | 46,315 | 57,591 | 63,634 | Increase |
| Moka... .. | 4,661 | 5,725 | 17,704 | 21,236 | 29,768 | 32,552 | 35,258 | Increase |
| Flat, Gabriel and Fouquet Islands | ... | ... | 99* | 44* | 27* | ... | ... | ... |
| Totals | 158,465 | 180,823 | 310,950 | 316,042 | 359,874 | 370,588 | 371,023 | Increase |

* These adjacent Fleets are included in Port Louis in the other Censuses.

Districts showing
Decrease & Increase

40. From this return it will be seen that the population has decreased between the decennial period 1891-1901 in the Districts of :—

Port Louis
Flacq
Savanne
and Black River

and increased in the Districts of

Pamplemousses
Rivière du Rempart
Grand Port
Plaines Wilhems
and Moka

Causes of Decreases.

41. The general decrease in Port Louis has been caused by the expansion of the opportunities of earning a livelihood in many of the Districts, stricter regulations by the Sanitary authorities against the herding of people in common lodging houses, the non-erection of many of the tenements which were razed to the ground by the disastrous hurricane of 1892, and increased numbers leaving the town to occupy the healthier District of Plaines Wilhems.

Decrease in Port
Louis.

42. This decrease in Port Louis, as compared with the Census of 1891, appears to have been generally distributed over most of the 50 sectional areas into which it is divided, the only increases being shown in the following statement :—

| Number of Sections. | Names | Increase over last Census |
|---------------------|---------------------------|---------------------------|
| 1 | Pieter Both | 108 |
| 10 | St François Xavier | 31 |
| 18 | Plaine Lauzun | 779 |
| 28 | College | 20 |
| 35 | Cathedral | 32 |
| 36 | Theatre | 2 |
| 12 | Pied de Citadel | 57 |
| 48 | Plaine Verte... .. | 4 |
| 19 | La Paix Street | 52 |

43. The increase at No. 1 Pieter Both is due to natural causes, a large number of Indians residing there, who supply milk and vegetables. Increase in Pieter Both section.

44. The important increase in No. 18, Plaine Lauzun, is due to the fact that the Railway Work-Shop is in that District, and many of the labourers employed find it advantageous to live near to the works. Increase in Plaine Lauzun section.

45. The remaining areas, in Port Louis, all show decreases.

46. In the Districts of Flacq, Savanne and Black River, the decreases have been caused through sugar mills having been closed, and, consequently, the Indians and their families employed upon them, together with those who earned their living through their presence, have removed to other localities. Rural decreases

INCREASES.

47. The Districts of Plaines Wilhems and Moka have shown steady increase ever since 1851 and this Census has been no exception to the rule. Their central position embracing the healthiest parts of the Island, and their proximity by rail and road to the Capital, are the undoubted causes of this increase. Increases detailed.

48. The proportion per centum which the population of each District bore to the total population at each of the Censuses is shown by the following table. Proportion per centum in Districts compared.

| Districts | Proportion per Centum | | | | | | | Increase or Decrease |
|---------------------------|-----------------------|------|------|------|------|------|------|----------------------|
| | 1846 | 1851 | 1861 | 1871 | 1881 | 1891 | 1901 | |
| Port Louis | 28.5 | 27.6 | 24.2 | 19.9 | 18.5 | 16.8 | 15.0 | Decrease |
| Pamplemousses | 18.2 | 17.7 | 17.2 | 13.5 | 10.4 | 10.4 | 10.4 | Idem |
| Rivière du Rempart | 9.5 | 8.8 | 6.2 | 6.4 | 5.7 | 6.5 | 7.1 | Increase |
| Flacq | 12.1 | 13.4 | 13.3 | 15.6 | 15.5 | 15.4 | 14.7 | Decrease |
| Grand Port | 10.6 | 10.5 | 12.3 | 13.9 | 14.4 | 13.0 | 13.2 | Increase |
| Savanne | 5.8 | 5.5 | 6.8 | 8.6 | 9.5 | 9.4 | 9.3 | Decrease |
| Black River | 4.3 | 5.6 | 5.6 | 3.7 | 4.2 | 4.2 | 3.8 | Decrease |
| Plaines Wilhems | 8.1 | 7.7 | 9.2 | 11.1 | 12.8 | 15.6 | 17.0 | Increase |
| Moka | 2.9 | 3.2 | 5.2 | 6.7 | 8.2 | 8.8 | 9.4 | Increase |

POPULATION EMPLOYED ON SUGAR ESTATES AND NOT ON SUGAR ESTATES

49. Sugar being the staple produce of the Colony, and importation of Indian Coolie Immigrants, to be engaged in its production and manufacture, has been so steadily maintained that special statistics were furnished at the Censuses of 1881 and Proportion on Sugar Estates and elsewhere in 1881.

1891 showing the number of persons living on Sugar Estates and those living elsewhere. The numbers so returned at the Census of 1881 will be seen by the following statement :—

CENSUS OF 1881.

| Districts | Not on Sugar Estates | On Sugar Estates | Total. |
|-----------------------------|----------------------|------------------|---------|
| Port Louis & Flat Island .. | 66,652 | | 66,652 |
| Pamplemousses .. | 26,678 | 10,992 | 37,670 |
| Rivière du Rempart ... | 6,817 | 13,909 | 20,726 |
| Flacq | 22,567 | 33,455 | 56,022 |
| Grand Port | 23,399 | 29,583 | 52,982 |
| Savanne | 12,082 | 22,365 | 34,447 |
| Black River | 10,174 | 5,118 | 15,292 |
| Plaines Wilhems | 30,821 | 15,494 | 46,315 |
| Moka | 16,179 | 13,589 | 29,768 |
| Totals ... | 215,369 | 144,505 | 359,874 |

In 1891.

50. In the next table I show the figures of the Census of 1891

| Districts | Not on Sugar Estates | On Sugar Estates | Total |
|---------------------------|----------------------|------------------|---------|
| Port Louis | 62,169 | | 62,169 |
| Pamplemousses | 26,034 | 12,513 | 38,547 |
| Rivière du Rempart | 10,633 | 13,518 | 24,151 |
| Flacq | 28,953 | 27,781 | 56,734 |
| Grand Port | 26,993 | 21,176 | 48,169 |
| Savanne | 17,581 | 17,396 | 34,977 |
| Black River | 11,029 | 4,669 | 15,698 |
| Plaines Wilhems | 45,880 | 11,711 | 57,591 |
| Moka | 18,062 | 14,490 | 32,552 |
| Totals ... | 247,334 | 123,254 | 370,588 |

showing that the number living on Estates in 1891 was less by 21,251 than at the Census of 1881.

In 1901.

51. I give below the corresponding figures for this Census.

CENSUS OF 1901.

| Districts | Not on Sugar Estates | On Sugar Estates | Total |
|--------------------------|----------------------|------------------|---------|
| Port Louis | 52,740 | ... | 52,740 |
| Pamplemousses | 29,037 | 9,980 | 39,017 |
| Rivière du Rempart... .. | 12,001 | 14,678 | 26,679 |
| Flacq | 35,676 | 19,512 | 55,188 |
| Grand Port | 33,787 | 15,781 | 49,568 |
| Savanne | 17,261 | 17,615 | 34,876 |
| Black River | 11,121 | 2,942 | 14,063 |
| Plaines Wilhems | 58,898 | 4,736 | 63,634 |
| Moka | 21,059 | 14,199 | 35,258 |
| Totals ... | 271,580 | 99,143 | 371,023 |

These statements show that the number living on Estates in 1901 was 23,811 less than at the Census of 1891, and as the Census of 1891 was less than that of 1881 by 21,251, it will be seen that in twenty years (20 years) the number of persons living on Estates has decreased by no less than 45,062.

Decrease in population of Estates.

52. These figures must not be taken to prove—as they would without explanation—a decline in the output of sugar or the partial abandonment of its culture. They simply mean that the manner of working that industry has undergone a considerable change.

Cause of diminished numbers

53. Formerly almost every Estate possessed its factory and mill, and housed nearly all the labourers engaged either in cultivation or in working the factory.

54. But this system has been largely abandoned; it has been found more advantageous, by numbers of proprietors, to close their mills and confine themselves to the cultivation of canes only; consequently the labourers formerly necessary for working the mills are no longer required.

55. Many proprietors have gone further than this and have sub-let or sold large portions of their lands, in small lots, to suit Indian cultivators who themselves have become proprietors on a small scale and sell their crops at market rates to the adjoining mill-owners.

56. Small Indian proprietors in this way have now become extremely numerous and large portions of land, in small holdings, have been so acquired and are gradually being taken up all over the Island. This new phase in the culture of the sugar cane has been taken up almost entirely by the Indo-Mauritian class and by other Indians who, having completed their indentures, elect to remain in the Colony.

Small Indian proprietors.

57. There are probably quite as many persons as formerly engaged in sugar production, but low prices necessitated and caused proprietors of Estates to abandon the old plan of having a mill for each Estate, and the adoption of this new system of cultivation appears so far to be satisfactory both to the original owner and the modest labourer in his own vineyard.

Numbers engaged in sugar cultivation.

58. This cutting up of Estates, called "*morcellement*" locally, has taken great hold and is increasing rapidly, and it remains to be seen what will be the result when it obtains to such an extent as to reduce the requirements for the importation of indentured labourers to a minimum.

59. Strange and sad to say, it is the Indian only (together with a very few Chinese) who avail themselves of this means of obtaining a livelihood. The poorer Mauritian (and coloured creole) will have none of it; the rooted aversion to turning over the soil still holds strong away within him, he will work as a botching shoemaker, or, more favourite occupation still, as a tailor or cutter of crude clothes, or as a clerk for a miserable pittance, but, put his hand to a hoe and be a small working cultivator, he will not.

Mainly Indians who so cultivate.

60. The following table will exemplify the differences in the number of Estates in the decennial periods 1881, 1891 and 1901; from the figures it is evident that many Estates which formerly worked separately have been amalgamated with neighbouring estates so as to reduce the cost of production of sugar, while others have been entirely or partially divided up on the "*morcellement*" system and are now occupied by small Indian proprietors who farm their own lands.

Numbers of Estates as compared with previous Censuses.

61. Even in the 115 Estates still remaining, I am informed that many are being arranged to be divided in "*en morcellement*".

62. Though the number of Estates has diminished, the amount of land under sugar cultivation in each District has undoubtedly increased and it is satisfactory to be able to state that the "*morcellement*" proprietors take up lands and cultivate them, which were not considered cultivable by their original owners.

Table showing the number of Estates under separate management as compared with the years 1881 and 1891.

| Districts | 1881 | 1891 | 1901 | Number of mills still working |
|--------------------|------|------|------|-------------------------------|
| Port Louis... | ... | ... | ... | ... |
| Pamplemousses | 20 | 14 | 13 | 9 |
| Rivière du Rempart | 15 | 14 | 14 | 9 |
| Flacq | 34 | 27 | 22 | 12 |
| Grand Port | 32 | 28 | 25 | 15 |
| Savanne | 25 | 20 | 18 | 16 |
| Plaines Wilhems | 18 | 9 | 7 | 4 |
| Moka | 18 | 14 | 12 | 8 |
| Black River | 9 | 5 | 4 | 3 |
| Totals | 171 | 131 | 115 | 76 |

Number of Sugar mills.

63. I also show at the side of the above table the number of Estates remaining which still have mills in operation, and it will be of interest to see how many of them will be working in ten years hence.

CIVIL CONDITION OF THE INHABITANTS.

Civil condition of population.

64. The Civil Condition of the inhabitants as returned by the Schedule shows the following results :—

| Condition | Males | Females | Total |
|------------------------------------|---------|---------|---------|
| Married ... | 27,308 | 26,410 | 53,718 |
| Unmarried (including children) ... | 166,720 | 134,696 | 300,816 |
| Widowed... | 4,328 | 9,954 | 14,282 |
| Not stated | 1,196 | 1,011 | 2,207 |
| Totals | 199,552 | 171,471 | 371,023 |

Explanatory.

65. It must be borne in mind, however, that many of the adult Indian population are married according to their own rites, but that such marriages are not legal in Mauritius, and they consequently, with the children of tender years, help to swell the unmarried total.

66. In this respect, an unusual legal anomaly exists : Indians arriving from India as Immigrants under contract of labour by simply declaring that they are married, according to their rites, to the woman who accompanies them, obtain a marriage certificate, from the Emigration Agent, which is recognised as a legal marriage. But any Indians locally (i. e. in Mauritius), who contract marriage according to their religion, are not legally married and are considered to be living in concubinage, and their children are recorded as illegitimate.

67. Divided into the four groups, the conditions of the population were as follows : Divided into class divisions.

| Conditions. | Europeans whites, mixed and coloured. | | Africans | | Indo-Mauritians | | Other Indians | | Chinese | |
|----------------|---------------------------------------|---------|----------|---------|-----------------|---------|---------------|---------|---------|---------|
| | Males | Females | Males | Females | Males | Females | Males | Females | Males | Females |
| Married ... | 12,331 | 12,614 | 100 | 46 | 5,977 | 8,455 | 8,613 | 5,271 | 287 | 24 |
| Unmarried ... | 38,055 | 37,139 | 200 | 47 | 95,726 | 85,187 | 29,658 | 11,702 | 3,081 | 21 |
| Widowed ... | 1,859 | 5,144 | 21 | 7 | 787 | 1,853 | 1,633 | 2,948 | 28 | 2 |
| Not stated ... | 424 | 430 | 11 | ... | 480 | 413 | 226 | 157 | 55 | 11 |
| Totals ... | 52,669 | 55,327 | 332 | 100 | 102,970 | 95,908 | 40,130 | 20,078 | 3,451 | 58 |

68. The numbers of husbands and wives as compared with the figures of the four preceding Censuses were as follows : Numbers of husbands and wives.

| Conditions | 1861 | 1871 | 1881 | 1891 | 1901 |
|--------------|--------|--------|--------|--------|--------|
| Husbands ... | 24,236 | 22,113 | 22,758 | 30,762 | 27,308 |
| Wives ... | 22,796 | 21,381 | 21,985 | 29,004 | 26,410 |
| Totals ... | 47,032 | 43,494 | 44,743 | 59,766 | 53,718 |

69. It must however be remembered that, the population being largely composed of Indians, many of them (probably a very large number) though married according to their own customs and rites are not included in the above category. Indian population affects the figures.

70. Comparing the figures of the Census with those of 1891, it will be seen that there has been a decrease in the ten years, there being a decrease of 3454 in the number of husbands and a decrease of 2590 in the number of wives. The numbers being a decrease over previous Census.

71. The numbers of unmarried persons compared with those of the four preceding Censuses can be seen by the following table : Numbers of unmarried.

UNMARRIED

| Sexes | 1861 | 1871 | 1881 | 1891 | 1901 |
|-------------|--------|---------|---------|---------|---------|
| Males ... | 63,109 | 162,048 | 180,933 | 167,883 | 166,720 |
| Females ... | 26,299 | 90,487 | 121,074 | 123,446 | 134,096 |
| Totals ... | 89,399 | 252,535 | 302,007 | 291,329 | 300,816 |

72. But these figures include many Indian adults who, though married according to their own rites, are not locally considered as married and are therefore included among the unmarried. Indian population affects the figures.

73. These figures, as compared with those of the preceding Census show a decrease of 1163 in the number of unmarried males and an increase of 10,650 in the number of unmarried females. Compared with previous Census.

Widowers and
Widows.

74. The widowers and widows in this and the four preceding Censuses can be compared from the following statement :

| Conditions | 1861 | 1871 | 1881 | 1891 | 1901 |
|-----------------|-------|-------|--------|--------|--------|
| Widowers | 2,025 | 2,872 | 3,082 | 4,464 | 4,328 |
| Widows | 4,149 | 6,782 | 7,146 | 9,672 | 9,954 |
| Totals | 6,174 | 9,654 | 10,228 | 14,136 | 14,282 |

Indian population
affects the figures.

75. These figures again, it must be remembered, exclude a large number of the Indian population who are classed among the unmarried.

Compared with
previous Census.

76. As compared with the Census of 1891 these figures show a decrease in the number of widowers of 136 only and an increase of 282 in the number of widows.

77. From these returns, it will be seen that the present Census shows remarkably slight differences as compared with that of 1891.

Civil condition
average per 1000.

78. The average condition of the inhabitants per thousand as existing at this Census compared with those of 1881 and 1891 is given below :—

TOTAL POPULATION.—Average Condition per 1,000

| Condition | 1881 | 1891 | 1901 |
|------------------|-------|-------|-------|
| Married | 124 | 161 | 144 |
| Unmarried | 839 | 785 | 811 |
| Widowed | 29 | 39 | 39 |
| Not stated | 8 | 15 | 6 |
| | 1,000 | 1,000 | 1,000 |

Civil condition of
population exclu-
ding Indians

79. Dividing the total population into two broad divisions (a) General population (exclusive of Indians) and (b) Indian population, I give the figures of this Census as compared with those of 1881 and 1891 in the following table.

GENERAL POPULATION (excluding Indians).

| Census | Married | | Unmarried | | Widowed | | Not stated | |
|-------------|---------|---------|-----------|---------|---------|---------|------------|---------|
| | Males | Females | Males | Females | Males | Females | Males | Females |
| 1881 | 9,826 | 9,724 | 45,149 | 39,358 | 1,769 | 4,110 | 559 | 386 |
| 1891 | 12,562 | 12,018 | 43,027 | 37,884 | 1,966 | 5,088 | 984 | 1,139 |
| 1901 | 12,718 | 12,684 | 41,336 | 37,207 | 1,908 | 5,133 | 490 | 441 |

80. It is not to be expected that the number of married persons under each sex should come out equal, absences and second marriages, and a desire with certain females to speak of themselves as married or widowed accounts for the difference, but the ratio should be fairly equal between them.

81. Taking a thousand persons (of both sexes) the ratio in this, the General population, as compared with the Censuses of 1881 and 1891 was as follows : Average per 1000

GENERAL POPULATION (EXCLUSIVE OF INDIANS.)

| Conditions | 1881 | 1891 | 1901 |
|-------------------|-------|-------|-------|
| Married | 178 | 214 | 226 |
| Unmarried | 768 | 718 | 702 |
| Widowed | 53 | 61 | 63 |
| Not stated | 1 | 7 | 9 |
| | 1,000 | 1,000 | 1,000 |

82. It must be borne in mind that the figures and ratio of unmarried persons include the children of both sexes. Figures include children.

INDIAN POPULATION

83. The Indian population compared with that of the previous Censuses of 1881 and 1891 can be seen by reference to the following statement. Civil condition in Indian population.

INDIAN POPULATION

| Censuses | Married | | Unmarried | | Widowed | | Not stated | |
|----------|---------|---------|-----------|---------|---------|---------|------------|---------|
| | Males | Females | Males | Females | Males | Females | Males | Females |
| 1881 ... | 12,932 | 12,261 | 135,784 | 81,716 | 1,313 | 3,036 | 1,323 | 628 |
| 1891 ... | 18,200 | 16,086 | 121,656 | 85,562 | 2,498 | 4,584 | 1,915 | 1,289 |
| 1901 ... | 14,590 | 13,726 | 125,384 | 96,889 | 2,420 | 4,801 | 706 | 570 |

84. From these figures, it will be seen that there is a considerable falling off in the number of married Indians of both sexes and an increase in the number returned as unmarried. Compared with previous Censuses.

85. Taking 1000 (of both sexes), the ratio in this, the Indian population, as compared with the Censuses of 1881 and 1891 was as follows : Average per 1000.

AVERAGE CONDITION PER 1000 IN INDIAN POPULATION.

| Conditions | 1881 | 1891 | 1901 |
|-------------------|-------|-------|-------|
| Married | 101 | 137 | 109 |
| Unmarried | 874 | 822 | 858 |
| Widowed | 17 | 28 | 28 |
| Not stated | 8 | 13 | 5 |
| | 1,000 | 1,000 | 1,000 |

BIRTH PLACES AND NATIONALITIES.

Birth places of
population.

86. The birth places and nationalities of the inhabitants are given in Appendix No. 6.

87. The following statement shows the Birth places of the resident population of the Island.

| Birth places | Males | Females | Total |
|---------------------------------------|---------|---------|---------|
| Europe : | | | |
| England | 204 | 83 | 287 |
| Scotland | 66 | 10 | 76 |
| Ireland | 41 | 18 | 59 |
| Other British Possessions | 10 | 4 | 14 |
| Sweden | 12 | | 12 |
| Denmark | 4 | 2 | 6 |
| Belgium | 8 | 3 | 11 |
| Holland | 3 | 2 | 5 |
| France | 263 | 94 | 357 |
| Germany | 20 | 1 | 21 |
| Russia | 2 | | 2 |
| Spain | 3 | | 3 |
| Portugal | 4 | 1 | 5 |
| Italy | 17 | 9 | 26 |
| Austria | 1 | | 1 |
| Switzerland | 2 | 2 | 4 |
| Greece... .. | 2 | | 2 |
| Other parts of Europe ... | | | |
| Total Europeans by Birth... | 662 | 229 | 891 |
| Asia : | | | |
| China | 3,069 | 50 | 3,119 |
| Persia | 12 | 1 | 13 |
| Arabia | 26 | 2 | 28 |
| Muscat | 1 | | 1 |
| Aden | 4 | 3 | 7 |
| Calcutta (Bengal) ... | 25,297 | 13,244 | 38,541 |
| Madras | 11,584 | 5,828 | 17,412 |
| Bombay | 2,214 | 1,048 | 3,262 |
| Pondichery | 68 | 39 | 107 |
| Tranquebar | 39 | 28 | 67 |
| Ceylon | 9 | 7 | 16 |
| Goa | 19 | | 19 |
| Hong-Kong | 369 | 8 | 377 |
| Singapore | 19 | | 19 |
| Other parts of Asia ... | 116 | 22 | 138 |
| Total Asiatics by birth ... | 42,876 | 20,280 | 63,156 |
| Africa : | | | |
| Mauritius | 154,959 | 150,123 | 305,082 |
| Dependencies of Mau- ritius | 145 | 125 | 270 |
| Reunion | 418 | 534 | 952 |
| Madagascar | 197 | 72 | 269 |
| Mozambique | 102 | 31 | 133 |
| Cape Colony | 71 | 37 | 108 |
| Zanzibar | 15 | 2 | 17 |
| Johanna | 6 | | 6 |
| Egypt | 6 | | 6 |
| Other parts of Africa ... | 41 | 15 | 56 |
| Total Africans by Birth ... | 155,960 | 150,939 | 306,899 |

| Birth places | Males | Females | Total |
|----------------------------|-------|---------|-------|
| Australasia :— | | | |
| Australia... .. | 18 | 13 | 31 |
| Other parts | 2 | 1 | 3 |
| Total Australians by birth | 20 | 14 | 34 |
| America :— | | | |
| United States | 13 | 1 | 14 |
| West Indies | 10 | 2 | 12 |
| Guadeloupe | 11 | 6 | 17 |
| Total Americans by birth | 34 | 9 | 43 |

88. From the above figures it will be seen that only 422 persons of the total population were born in Great Britain or Ireland, that 357 only were French born, and that the number of European born persons was only 891 of which 662 were males and 229 females. Number born in Mauritius and Dependencies.

89. Among the Asiatics, it will be seen that by far the largest portion were from India and that the Bengal Presidency was the birth place of 38,541 as against 17,412 from Madras and 3,262 from Bombay, these figures being exclusive of the Indian troops in the colony.

90. Of the resident population of 371,023 persons living in the Island on the morning of the Census, no less than 305,082 were Mauritius born, divided into sexes the proportions were as follows :

| Males | Females | Total |
|---------|---------|---------|
| 154,959 | 150,123 | 305,082 |

In the Dependencies of Mauritius (excluding Seychelles) there were

| Males | Females | Total |
|-------|---------|-------|
| 703 | 424 | 1,127 |

91. Of the Mauritius born persons in the Island, 198,878 were Indo-Mauritians (vide table following paragraph No. 24) the difference, therefore, 106,204, represents the number of Mauritius born persons other than Indians resident in the Colony. Number of Indo-Mauritians.

92. The nationalities of the Resident Population were as follows :

| Nationalities. | Males | Females | Total |
|---------------------|---------|---------|---------|
| Americans | 15 | 2 | 17 |
| Arabians | 27 | 2 | 29 |
| Austrians | 1 | ... | 1 |
| Belgians | 8 | 3 | 11 |
| British | 195,177 | 170,590 | 365,767 |
| Chinese | 3,069 | 50 | 3,119 |
| Danes | 4 | 2 | 6 |
| Dutch | 3 | 2 | 5 |
| Carried over | 198,304 | 170,651 | 368,955 |

Nationalities of population.

| Nationalities | Males | Females | Total |
|----------------------|---------|---------|---------|
| Brought forward ... | 198,301 | 170,651 | 368,955 |
| Egyptians ... | 6 | ... | 6 |
| French... .. | 799 | 701 | 1,500 |
| Germans | 20 | 1 | 21 |
| Greeks... .. | 2 | ... | 2 |
| Italians | 17 | 9 | 26 |
| Johannese * | 6 | ... | 6 |
| Malagassies * | 197 | 72 | 269 |
| Mozambiques | 102 | 31 | 133 |
| Persians | 12 | 1 | 13 |
| Portuguese | 53 | 1 | 54 |
| Russians | 2 | ... | 2 |
| Spaniards | 3 | ... | 3 |
| Swedes... .. | 12 | ... | 12 |
| Swiss | 2 | 2 | 4 |
| Turks | ... | ... | ... |
| Zanzibaris | 15 | 2 | 17 |
| Not stated | ... | ... | ... |
| Total | 199,552 | 171,471 | 371,023 |

93. The British born persons at the Census of 1891 and this Census were respectively as follows:—

Number of
British born.

| Year | Males | Females | Total |
|-------------|---------|---------|---------|
| 1891 | 200,844 | 163,275 | 364,119 |
| 1901 | 195,167 | 170,588 | 365,755 |

94. It will be seen that, during the ten years:—

Compared with
Census of 1891.

| | |
|--------------------------------------|-------|
| The males have decreased by | 5,677 |
| whereas | |
| the females have increased by | 7,313 |
| Nett increase | 1,636 |

Number of French
subjects.

95. The number of French persons were respectively:

| Year | Males | Females | Total |
|-----------------|-------|---------|-------|
| 1891 | 1,116 | 963 | 2,079 |
| 1901 | 799 | 701 | 1,500 |
| Decrease | 317 | 262 | 579 |

* These people arrived in the Colony long before Madagascar was taken by France, they are not therefore shown as French subjects.

CHINESE

| Year | Males | Females | Total |
|-------------|-------|---------|-------|
| 1891 | 3,142 | 9 | 3,151 |
| 1901 | 3,069 | 50 | 3,119 |

96. The males have decreased by 73, whereas the females have increased by 41, showing a nett decrease of 32. Number of Chinese.

97. The increase in the number of Chinese women is remarkable and I was, in the first instance, doubtful about the figures; but inquiry shows them to be correct. Having once taken a step in this way, it is not improbable that the next decade will show a further increase in their numbers.

AGES OF THE POPULATION.

98. The numbers of persons living at the different age-periods as borne in the Census Schedules were as follows: Age distribution.

AGE DISTRIBUTION

| Sexes | Under one year | 1— | 5— | 10— | 15— | 20— | 25— | 35— | 45— | 55— | 65— | 100— |
|------------|----------------|--------|--------|--------|--------|--------|--------|--------|--------|--------|-------|------|
| Males .. | 5,053 | 21,865 | 22,926 | 20,563 | 19,780 | 19,569 | 33,589 | 27,022 | 16,515 | 8,299 | 4,246 | 10 |
| Females .. | 4,767 | 21,625 | 22,392 | 19,776 | 19,392 | 17,408 | 26,905 | 19,491 | 11,151 | 5,406 | 3,061 | 20 |
| Totals ... | 9,820 | 43,490 | 45,318 | 40,339 | 39,172 | 36,977 | 60,494 | 46,513 | 27,666 | 13,705 | 7,307 | 30 |

Dividing the inhabitants under the two General heads of (a) General population (exclusive of Indians) and (b) Indian Population, the following table shows the number under each age group.

GENERAL POPULATION (EXCLUSIVE OF INDIANS.) (1901).

| Sexes | Under one year | 1— | 5— | 10— | 15— | 20— | 25— | 35— | 45— | 55— | 65— | 100— |
|-------------|----------------|--------|--------|--------|--------|--------|--------|--------|-------|-------|-------|------|
| Males | 1,635 | 5,710 | 6,142 | 6,041 | 5,873 | 5,851 | 9,623 | 7,268 | 4,677 | 2,249 | 1,337 | 9 |
| Females ... | 1,494 | 6,226 | 6,605 | 6,228 | 6,257 | 5,802 | 8,737 | 6,363 | 4,159 | 2,144 | 1,431 | 13 |
| Totals... | 3,129 | 11,936 | 12,747 | 12,269 | 12,130 | 11,653 | 18,360 | 13,631 | 8,836 | 4,393 | 2,768 | 22 |

The corresponding numbers at the Censuses of 1881 and 1891 were as follows:

CENSUS OF 1881. GENERAL POPULATION (EXCLUSIVE OF INDIANS.)

| Sexes | Under one year | 1— | 5— | 10— | 15— | 20— | 25— | 35— | 45— | 55— | 65— |
|-------------|----------------|--------|--------|--------|--------|--------|--------|--------|-------|-------|-------|
| Males ... | 1874 | 5,474 | 6,296 | 5,307 | 5,244 | 5,482 | 10,426 | 8,064 | 4,928 | 2,408 | 1,079 |
| Females ... | 1808 | 5,521 | 6,257 | 5,290 | 5,715 | 5,421 | 8,988 | 6,279 | 4,058 | 2,356 | 1,143 |
| Totals .. | 3,682 | 10,995 | 12,553 | 10,597 | 10,959 | 10,903 | 19,414 | 14,343 | 8,986 | 4,764 | 2,222 |

CENSUS OF 1891. GENERAL POPULATION (EXCLUSIVE OF INDIANS.)

| Sexes | Under one year | 1— | 5— | 10— | 15— | 20— | 25— | 35— | 45— | 55— | 65— |
|-------------|----------------|--------|--------|--------|--------|--------|--------|--------|-------|-------|-------|
| Males ... | 1,665 | 5,455 | 6,370 | 6,346 | 5,865 | 5,540 | 9,927 | 7,922 | 5,356 | 2,456 | 1,114 |
| Females ... | 1,593 | 5,538 | 6,537 | 6,471 | 6,329 | 5,318 | 9,095 | 6,747 | 4,341 | 2,388 | 1,246 |
| Totals... | 3,258 | 10,993 | 12,907 | 12,817 | 12,194 | 10,858 | 19,022 | 14,469 | 9,697 | 4,844 | 2,360 |

Ages compared with Census of 1891.

99. From these tables it will be seen that the number of children under one year was less than at the Censuses of 1891 and 1881, that in the other age periods the variations are but trifling and that the reduction in the higher age periods of 55-65 is compensated by the higher figures in the number of those over 65.

Comparison per 1000 persons.

100. A clearer comparison can be made by showing the different ages at the different Censuses to every thousand of the General Population (excluding Indians).

GENERAL POPULATION

(excluding Indians) at the Censuses of 1881, 1891 and 1901 to every thousand.

| Year of Census | Under one year. | 1— | 5— | 10— | 15— | 20— | 25— | 35— | 45— | 55— | 65— |
|----------------|-----------------|-----|-----|-----|-----|-----|-----|-----|-----|-----|-----|
| 1881 ... | 33 | 99 | 113 | 96 | 99 | 98 | 175 | 130 | 81 | 43 | 20 |
| 1891 ... | 28 | 96 | 112 | 111 | 106 | 95 | 166 | 126 | 84 | 42 | 21 |
| 1901 ... | 28 | 110 | 117 | 113 | 112 | 107 | 170 | 126 | 81 | 40 | 25 |

Ages of Indian population.

101. I now proceed to examine the Indian Population in the same way.

1901.—INDIAN POPULATION.

| Sexes | Under one year | 1— | 5— | 10— | 15— | 20— | 25— | 35— | 45— | 55— | 65— | 100— |
|-------------|----------------|--------|--------|--------|--------|--------|--------|--------|--------|-------|-------|------|
| Males ... | 3,418 | 16,155 | 16,784 | 14,522 | 13,907 | 13,718 | 23,966 | 19,754 | 11,838 | 6,050 | 2,909 | 1 |
| Females ... | 3,273 | 15,399 | 15,787 | 13,548 | 13,135 | 11,606 | 18,168 | 13,128 | 6,992 | 3,262 | 1,630 | 7 |
| Totals ... | 6,691 | 31,554 | 32,571 | 28,070 | 27,042 | 25,324 | 42,134 | 32,882 | 18,830 | 9,312 | 4,539 | 8 |

Compared with Censuses of 1881 and 1891.

102. The figures for 1881 and 1891 were as follows :

1881.—INDIAN POPULATION

| Sexes | Under one year | 1— | 5— | 10— | 15— | 20— | 25— | 35— | 45— | 55— | 65— |
|-------------|----------------|--------|--------|--------|--------|--------|--------|--------|--------|--------|-------|
| Males ... | 3,819 | 12,351 | 13,127 | 11,525 | 10,350 | 11,101 | 27,511 | 29,337 | 21,561 | 8,001 | 1,379 |
| Females ... | 3,522 | 11,846 | 12,463 | 10,136 | 9,784 | 9,061 | 15,259 | 12,106 | 8,452 | 3,177 | 789 |
| Totals ... | 7,341 | 24,197 | 25,590 | 21,661 | 20,134 | 20,162 | 42,770 | 41,443 | 30,013 | 11,178 | 2,168 |

1891—INDIAN POPULATION

| Sexes | Under one year | 1— | 5— | 10— | 15— | 20— | 25— | 35— | 45— | 55— | 65— |
|----------------|----------------|--------|--------|--------|--------|--------|--------|--------|--------|--------|-------|
| Males | 3,449 | 14,079 | 15,468 | 14,438 | 12,540 | 11,875 | 22,220 | 20,334 | 18,125 | 11,214 | 2,891 |
| Females | 3,295 | 13,134 | 14,891 | 12,848 | 11,447 | 9,738 | 16,272 | 11,160 | 8,522 | 4,894 | 1,472 |
| Totals | 6,744 | 27,213 | 30,359 | 27,286 | 23,987 | 21,613 | 38,492 | 31,500 | 26,647 | 16,108 | 4,363 |

103. A comparison of these age-figures shows that again the number of children under one year has decreased, the only deduction to be drawn from which is, that the twelve months embraced in the period April 1900 to April 1901 was **deductions** deadly to infantile life.

104. At the age periods 35-45 and 45-55, the figures show a decrease ; this arises from the fact that the introduction of Coolies has not been sufficient to compensate for the mortality and departures in these periods.

105. Comparing the Indian population at the different Censuses of 1881, 1891 and 1901 on the average of 1000 as was done with the General population gives :— **Indian population per 1000.**

INDIAN POPULATION.

NUMBER AT DIFFERENT AGE GROUPS PER THOUSAND.

| Year of Census | Under one year | 1— | 5— | 10— | 15— | 20— | 25— | 35— | 45— | 55— | 65— |
|----------------|----------------|-----|-----|-----|-----|-----|-----|-----|-----|-----|-----|
| 1881 | 29 | 97 | 101 | 86 | 81 | 81 | 173 | 166 | 121 | 44 | 8 |
| 1891 | 26 | 106 | 118 | 106 | 94 | 85 | 150 | 123 | 104 | 63 | 17 |
| 1901 | 23 | 121 | 125 | 108 | 104 | 97 | 162 | 126 | 72 | 35 | 17 |

106. It will be of interest to compare the two groups of (a) General population exclusive of Indians) and the Indian Population not only in their actual numbers but in their proportions to 1000 of their total, I therefore show them side by side in the following table. **Indian and general compared.**

1901. NUMBERS IN THEIR SUCCESSIVE AGE GROUPS

| Headings | Under one year | 1— | 5— | 10— | 15— | 20— | 25— | 35— | 45— | 55— | 65— | 100— |
|--------------------|----------------|--------|--------|--------|--------|--------|--------|--------|--------|--------|-------|------|
| General Population | 3,129 | 11,56 | 12,747 | 12,269 | 12,130 | 11,653 | 18,360 | 13,631 | 8,836 | 4,393 | 2,768 | 22 |
| Indian Population | 6,691 | 12,554 | 32,571 | 28,070 | 27,042 | 25,324 | 42,134 | 32,882 | 18,830 | 9,312 | 4,539 | 8 |
| Totals | 9,820 | 24,110 | 45,318 | 40,339 | 39,172 | 36,977 | 60,494 | 46,513 | 27,666 | 13,705 | 7,307 | 30 |

VI — NUMBER IN THEIR SUCCESSIVE AGE GROUPS PER 1,000

| Headings | Under one year | 1— | 5— | 10— | 15— | 20— | 25— | 35— | 45— | 55— | 65— |
|--------------------|----------------|-----|-----|-----|-----|-----|-----|-----|-----|-----|-----|
| General Population | 28 | 110 | 117 | 113 | 112 | 107 | 170 | 126 | 81 | 40 | 25 |
| Indian Population | 23 | 121 | 125 | 108 | 104 | 97 | 162 | 126 | 72 | 35 | 17 |
| Totals | 51 | 231 | 242 | 221 | 216 | 204 | 332 | 252 | 153 | 75 | 42 |

Deductions.

107. These figures show that in the General Population, exclusive of Indians there are more children under one year living per thousand, but that the period 1 to 10 is more favourable to Indian children and from 15 upwards more favourable to the General population.

108. As the birth rate is higher among the Indian population than with the General population it follows that the ratio of mortality among the children under one year as compared with the General population is higher than the above figures represent.

Age groups under class—divisions.

109. Examining the age groups under the four distinctive headings adopted at this Census, gives the following results :—

| Headings | Under one year | 1— | 5— | 10— | 15— | 20— | 25— | 35— | 45— | 55— | 65— | 100— |
|-------------------|----------------|--------|--------|--------|--------|--------|--------|--------|--------|--------|-------|------|
| Europeans, etc... | 3,129 | 11,931 | 12,744 | 12,232 | 11,841 | 11,020 | 17,090 | 12,732 | 8,353 | 4,186 | 2,660 | 21 |
| Africans.. | ... | ... | ... | ... | ... | 3 | 14 | 77 | 148 | 108 | 81 | 1 |
| Indians ... | 6,691 | 31,554 | 32,571 | 28,070 | 27,042 | 25,324 | 42,134 | 32,882 | 18,830 | 9,312 | 4,539 | 8 |
| Chinese ... | ... | 5 | 3 | 37 | 289 | 630 | 1,256 | 822 | 335 | 99 | 27 | ... |
| Totals | 9,820 | 43,490 | 45,318 | 40,339 | 39,172 | 36,977 | 60,494 | 46,513 | 27,666 | 13,705 | 7,307 | 30 |

CENTENARIANS

Centenarians.

110. It will be seen that there were 30 persons who were returned as being over 100 years of age, the number so returned in 1881 was 12 and in 1891 the number was 21.

111. The "doyen" of the Centenarians was an old man living at Curepipe and stated to be 120 years of age. I made an earnest endeavour to substantiate the statement regarding his age, but I regret I was unable to do so. He died shortly after the Census was taken.

112. The age groups of the Population, as it existed in each District on the day of the Census, will be seen by reference to the Appendix.

RELIGIONS OF THE INHABITANTS.

Religions compared with Censuses of 1881 and 1891.

113. The religious denomination to which each of the inhabitants belonged on the day of taking the Census may be seen by reference to the following table; the divisions in the different Districts will be seen by reference to the tables attached to the report (Appendix No. 8). For the purpose of comparing the returns of this Census with those of 1881 and 1891 I give the figures side by side.

114. Following it, I give similar statistics for the Dependencies as compared with the Census of 1891 only.

Population of Mauritius tabulated under their Religions as compared with Censuses of 1881 and 1891.

| Denomination | Census of 1881 | Census of 1891 | Census of 1901 |
|-------------------------------------|----------------|----------------|----------------|
| Atheists ... | 1 | 5 | 7 |
| Baptists ... | | | 4 |
| Brahmins ... | | | 30 |
| Buddhists (Chinese) ... | 3,356 | 3,457 | 3,274 |
| Calvinists ... | 2 | | |
| Catholics (not distinguished) ... | 53,546 | | |
| Catholics (Roman) ... | | 53,895 | 115,438 |
| Church of England ... | 909 | 3,662 | 3,321 |
| Christians (not distinguished) ... | 769 | 41 | 418 |
| Congregationalists ... | | | 5 |
| Deists ... | 20 | 16 | 1 |
| Evangelists ... | 3 | 2 | |
| Freethinkers ... | 22 | 17 | 13 |
| Greek Church ... | | 1 | 3 |
| Hindoos ... | 202,281 | 209,079 | 206,131 |
| Independents ... | 27 | 4 | 1 |
| Independent Catholics ... | 36 | | |
| Jews ... | 8 | 41 | 5 |
| Lutherans ... | | | 11 |
| Mahomedans ... | 35,316 | 34,763 | 41,208 |
| Methodists and Wesleyans ... | 41 | 18 | 8 |
| New Jerusalem Church ... | 117 | 149 | 138 |
| Parsees ... | 347 | 16 | 50 |
| Presbyterians ... | 381 | 899 | 1,285 |
| Protestants (not distinguished) ... | 6,560 | 2,681 | 1,600 |
| Rationalists ... | | 1 | |
| Sikhs ... | | | 31 |
| Spiritualists ... | 2 | 4 | |
| Swedenborgians ... | | | 2 |
| Unitarians ... | | | 1 |
| Wesleyans (see Methodists) ... | | | |
| Not stated ... | 2,235 | 294 | 252 |
| Total... | 359,874 | 370,588 | 371,023 |

115. The 124,014 persons declared to be Christians were made up of the following denominations. Christians.

| | |
|--------------------------------------|---------|
| Church of England and Protestants... | 5,018 |
| Church of Rome ... | 117,102 |
| Christians (undefined) ... | 418 |
| Dissenters (General) ... | 188 |
| Greek Church... | 3 |
| Presbyterians ... | 1,285 |
| Total ... | 124,014 |

116. Divided into their sexes the following table gives the various religious callings of the people.

| Callings | Mauritius | | Total Mauritius | Dependencies | | Total Depend- encies | Total Male | Total Female | Grand Tot. |
|---|-----------|---------|--------------------|--------------|---------|----------------------------|---------------|-----------------|---------------|
| | Males | Females | | Males | Females | | | | |
| Atheists ... | 4 | 3 | 7 | ... | | | 4 | 3 | 7 |
| Church of En- gland and Protestants } | 2,568 | 2,353 | 4,921 | 57 | 40 | 97 | 2,625 | 2,393 | 5,018 |
| Church of Rome | 55,771 | 57,453 | 113,224 | 2,138 | 1,740 | 3,878 | 57,909 | 59,193 | 117,102 |
| Christians ... | 208 | 210 | 418 | ... | | | 208 | 210 | 418 |
| Dissenters ... | 102 | 82 | 184 | 4 | | 4 | 106 | 82 | 188 |
| Greek Church.. | 3 | | 3 | ... | | | 3 | | 3 |
| Hindoos ... | 117,446 | 92,070 | 209,516 | 81 | 34 | 115 | 117,527 | 92,104 | 209,631 |
| Jews ... | 4 | 1 | 5 | ... | | | 4 | 1 | 5 |
| Mahomedans ... | 22,635 | 18,573 | 41,208 | 21 | 6 | 27 | 22,656 | 18,579 | 41,235 |
| Presbyterians... | 645 | 640 | 1,285 | ... | | | 645 | 640 | 1,285 |
| Not stated ... | 166 | 86 | 252 | 461 | 277 | 738 | 627 | 363 | 990 |
| Totals ... | 199,552 | 171,471 | 371,023 | 2,762 | 2,097 | 4,859 | 202,314 | 173,568 | 375,882 |

Religions in their
class divisions.

117. Taking the population of Mauritius only viz. 371,023, and dividing it into the heads :—

- (a) Europeans, whites, mixed and coloured.
- (b) Africans.
- (c) Indo-Mauritians.
- (d) Other Indians.
- (e) Chinese.

the following digest will be of interest as showing the religions of the inhabitants under those divisions :

| Callings | Europeans, whites, mixed and coloured. | | Africans | | Indo-Mauritians | | Other Indians | | Chinese | | Total | | Grand Total |
|---|--|---------|----------|---------|-----------------|---------|---------------|---------|---------|---------|---------|---------|----------------|
| | Males | Females | Males | Females | Males | Females | Males | Females | Males | Females | Males | Females | |
| Atheists ... | 1 | ... | ... | ... | 1 | ... | 2 | 3 | ... | ... | 4 | 3 | ... |
| Buddhists ... | 12 | 6 | ... | ... | ... | ... | ... | 1 | 3,202 | 47 | 3,218 | 56 | 3,274 |
| Church of En- gland and Pro- testants } | 1,657 | 1,654 | 26 | 9 | 647 | 581 | 222 | 108 | 16 | 1 | 2,568 | 2,353 | 4,921 |
| Church of Rome... | 50,096 | 52,795 | 281 | ... | 4,504 | 4,208 | 683 | 360 | 207 | 6 | 55,771 | 57,453 | 113,224 |
| Christians (un- defined) } | 173 | 165 | 1 | ... | 23 | 38 | 8 | 7 | 3 | ... | 208 | 210 | 418 |
| Dissenters.. | 98 | 82 | ... | ... | ... | ... | 4 | ... | ... | ... | 102 | 82 | 184 |
| Greek Church ... | 3 | ... | ... | ... | ... | ... | ... | ... | ... | ... | 3 | ... | 3 |
| Hindoos, etc. ... | 18 | 14 | 5 | 2 | 80,296 | 74,991 | 33,909 | 17,001 | ... | ... | 114,228 | 92,014 | 206,242 |
| Jews ... | 2 | ... | ... | ... | 1 | 1 | 1 | ... | ... | ... | 1 | 1 | 2 |
| Mahomedans ... | 21 | 31 | 8 | 1 | 17,379 | 15,988 | 5,226 | 2,553 | 1 | ... | 22,635 | 18,573 | 41,208 |
| Presbyterians ... | 535 | 560 | 8 | 3 | 63 | 52 | 39 | 25 | ... | ... | 645 | 640 | 1,285 |
| Not stated ... | 53 | 20 | 3 | 1 | 52 | 14 | 36 | 17 | 22 | 4 | 166 | 86 | 252 |
| | 52,669 | 55,327 | 332 | 100 | 102,970 | 95,908 | 40,130 | 20,078 | 3,451 | 58 | 199,552 | 171,471 | 371,023 |

118. Examining these figures we are able to judge of the effects of proselytising these different divisions and also put forward conclusions as the result of what they close. The Buddhists under the Class of Europeans, whites, mixed and coloured probably the offspring of creole intermarriage with Chinese. Deductions.

119. Under the denominations Church of England and Church of Rome will be seen the numbers of Indians and Chinese who have embraced those religions.

120. Population of Dependencies (excluding Seychelles) under their religions as compared with Census of 1891. Religions of Dependencies.

| Denomination | Census of 1891 | Census of 1901 |
|--|----------------|----------------|
| Buddhists | 3 | 3 |
| Catholics (Roman) | 2,902 | 3,878 |
| Church of England | 140 | |
| Deists | | 4 |
| Hindoos | 78 | 112 |
| Mahomedans | 8 | 27 |
| Protestants (not distinguished) | 14 | 97 |
| Swedenborgians | 1 | |
| Not stated | 78 | 738 |
| Totals ... | 3,224 | 4,859 |

121. The Census of 1881 could not be quoted for comparative purposes in the above statement regarding the Dependencies, because it included the population of the Island of Seychelles which has now a separate Government and makes separate returns though still under the authority of the Governor of Mauritius.

122. Dividing the figures contained in the two previous Tables into the following Religious classes or Convictions:— Religions comparative statement.

- (a) Atheists
- (b) Christians (General)
- (c) Hindoos, Bhramins &c.
- (d) Jews
- (e) Mahomedans
- (f) Not stated

shows the following results.

| Religion or Conviction | Mauritius | Dependencies | Total |
|------------------------------|-----------|--------------|---------|
| Atheists | 7 | | 7 |
| Christians (General) | 120,035 | 3,979 | 124,014 |
| Hindoos, Brahmins &c. | 209,516 | 115 | 209,631 |
| Jews | 5 | | 5 |
| Mahomedans | 41,208 | 27 | 41,235 |
| Not stated | 252 | 738 | 990 |
| Totals ... | 371,023 | 4,859 | 375,882 |

123. These figures are exclusive of Military living in Barracks.

Comparison with
Censuses of 1881 and
1891.

124. Comparing the numbers of persons under their religious persuasions those of the previous Censuses, it will be seen by reference to the statement following paragraph 117 that the numbers of Roman Catholics at the Census of 1881, and this Census (1901) were as follows :

ROMAN CATHOLICS.

| Census of 1881 | Census of 1891 | Census of 1901 |
|----------------|----------------|----------------|
| 107,441 | 115,438 | 113,221 |

showing a decrease as compared with the previous Census of 2,214 persons.

CHURCH OF ENGLAND AND PROTESTANTS.

| Census of 1881 | Census of 1891 | Census of 1901 |
|----------------|----------------|----------------|
| 7,469 | 6,343 | 4,921 |

showing a decrease as compared with the previous Census of 1,422 persons.

PRESBYTERIANS

| Census of 1881 | Census of 1891 | Census of 1901 |
|----------------|----------------|----------------|
| 381 | 899 | 1,285 |

showing an increase as compared with the previous Census of 386 persons.

Hindoos decreased.

125. The Hindoos also show a decrease of 2,948 persons whereas the followers of Mohamed have increased by no less than 6,445. It seems that many of the Indo-Mauritians become converts to Mahomedanism.

"Christians"

126. The 418 persons who returned themselves as "Christians" have been shown separately, as it is not possible to apportion them with any accuracy as belonging to any of the special Christian denominations.

DEPENDENCIES

Religions in De-
pendencies in class
divisions.

127. The Division of the religions in the Dependencies under their class headings will be seen from the following statement.

| Religions | Europeans whites, mixed and coloured. | | Africans | | Indo- Mauri- tians | | Other Indians | | Chinese | | Total | | Grand Total |
|---|---|---------|----------|---------|--------------------------|---------|------------------|---------|---------|---------|-------|---------|----------------|
| | Males | Females | Males | Females | Males | Females | Males | Females | Males | Females | Males | Females | |
| Buddhists | ... | ... | ... | ... | ... | ... | ... | ... | 3 | ... | 3 | ... | 3 |
| Church of England and Protestants | 43 | 29 | 10 | 9 | 1 | 1 | 3 | 1 | ... | ... | 57 | 40 | 97 |
| Church of Rome | 2,040 | 1,703 | 67 | 12 | 19 | 20 | 9 | 5 | 3 | ... | 2,138 | 1,740 | 3,878 |
| Deists | ... | ... | 4 | ... | ... | ... | ... | ... | ... | ... | 4 | ... | 4 |
| Hindoos &c. | ... | ... | ... | ... | 49 | 26 | 29 | 2 | ... | ... | 78 | 34 | 112 |
| Mahomedans | ... | ... | 3 | ... | 9 | 5 | 9 | 1 | ... | ... | 21 | 6 | 27 |
| Not stated | 353 | 263 | 96 | 10 | ... | ... | 12 | 4 | ... | ... | 461 | 277 | 738 |
| Totals | 2,436 | 1,995 | 180 | 31 | 78 | 52 | 62 | 19 | 6 | ... | 2,762 | 2,097 | 4,859 |

TRADES AND CALLINGS OF THE INHABITANTS.

128. The classification of the Trades and Callings of the people has been compiled under the same divisions that obtained at previous Censuses viz :

Trades and occupations

| | | | | | |
|-------|--------|-----|-----|-----|--------------------------------|
| Class | I... | ... | ... | ... | Professional |
| " | II... | ... | ... | ... | Domestic |
| " | III... | ... | ... | ... | Commercial |
| " | IV... | ... | ... | ... | Agricultural |
| " | V... | ... | ... | ... | Industrial |
| " | VI... | ... | ... | ... | Indefinite and Non-Productive. |

129. The numbers under each of these Classes may be easily compared with those of the Censuses of 1861, 1871, 1881, and 1891 by reference to the following table, while Appendix No. 9 gives fuller information as to the sub-divisions of each of the Classes show the Districts in which they lived.

Compared with previous Censuses.

COMPARATIVE STATEMENT OF CLASSES OF OCCUPATIONS AT DIFFERENT CENSUSES

| Classes | 1861 | | | 1871 | | | 1881 | | | 1891 | | | 1901 | | |
|-----------------------------------|--------|---------|---------|--------|---------|---------|--------|---------|---------|--------|---------|---------|--------|---------|---------|
| | Males | Females | Total | Males | Females | Total | Males | Females | Total | Males | Females | Total | Males | Females | Total |
| I. Professional | 5,021 | 215 | 5,236 | 3,792 | 110 | 4,202 | 1,572 | 610 | 5,182 | 1,407 | 575 | 1,982 | 1,310 | 672 | 1,982 |
| II. Domestic | 11,337 | 1,147 | 18,471 | 13,970 | 1,168 | 18,138 | 13,778 | 3,987 | 17,765 | 9,109 | 4,175 | 13,284 | 9,713 | 4,326 | 14,039 |
| III. Commercial | 9,797 | 465 | 10,262 | 13,435 | 522 | 13,957 | 13,718 | 520 | 14,268 | 14,318 | 735 | 15,053 | 12,775 | 952 | 13,727 |
| IV. Agricultural | 96,959 | 1,083 | 98,042 | 75,213 | 888 | 76,131 | 77,199 | 962 | 78,161 | 75,151 | 3,012 | 78,163 | 72,349 | 5,542 | 77,891 |
| V. Industrial | 20,086 | 10,603 | 30,689 | 18,812 | 5,606 | 24,418 | 20,366 | 3,836 | 24,202 | 20,854 | 3,357 | 24,211 | 20,791 | 3,529 | 24,320 |
| VI. Indefinite and Non-Productive | 56,762 | 90,546 | 117,308 | 68,323 | 110,873 | 179,196 | 78,692 | 141,304 | 219,996 | 82,199 | 152,696 | 234,895 | 79,614 | 156,450 | 236,064 |

130. The proportionate percentages which each class of employment shows to the total population at the above Censuses were as follows :

Proportionate percentages of Trades etc.

PERCENTAGE OF TOTAL POPULATION.

| Classes | 1861 | 1871 | 1881 | 1891 | 1901 |
|-----------------------------------|------|------|------|------|------|
| I. Professional | 1.6 | 1.3 | 1.4 | 1.3 | 1.3 |
| II. Domestic... | 5.9 | 5.7 | 4.9 | 3.6 | 3.7 |
| III. Commercial | 3.3 | 4.4 | 3.9 | 1.1 | 3.7 |
| IV. Agricultural | 31.6 | 24.0 | 21.8 | 21.1 | 20.9 |
| V. Industrial | 9.8 | 7.7 | 6.7 | 6.5 | 6.5 |
| VI. Indefinite and Non-Productive | 47.5 | 56.7 | 61.1 | 63.3 | 63.6 |

131. Comparison of the above statements prove that there has been but little change in the occupations of the inhabitants dealt with as a whole, the percentages showing but slight variation. But comparison of the sexes shows that the number of females returned as working for a living under each Class is much greater than that of the previous Census, this being especially the case in Class IV which deals with the numbers engaged in Agriculture.

Deductions.

132. I will now give a short *résumé* of each of the Classes.

Resumé.

CLASS I. PROFESSIONAL.

Professional.

133. The 4,982 persons returned in the above class consisted of 4,310 males and 672 females, these figures being divided among the five class-divisions of the population as follows :—

| Class-divisions | Males | Females | Total |
|--|-------|---------|-------|
| Europeans, whites, mixed and coloured | 3,203 | 624 | 3,827 |
| Africans | 5 | | 5 |
| Indo-Mauritians | 712 | 29 | 741 |
| Other Indians | 373 | 19 | 392 |
| Chinese | 17 | | 17 |
| Totals... .. | 4,310 | 672 | 4,982 |

134. The total number of persons grouped in this Class at the Census of 1881 was 5,182 and at the Census of 1891 the number was 4,982 the latter number being exactly the same as at this Census. In 1891, however, the sexes were divided as follows :— 4,407 males and 575 females as against 4,310 males and 672 females at this Census.

Compared with
Censuses of 1881
and 1891.

135. The differences at the three Censuses of 1881, 1891 and 1901 in the principal callings falling under this Class will be seen by reference to the following table.

PROFESSIONS

| Calling | Census of 1881 | Census of 1891 | Census of 1901 |
|---|----------------|----------------|----------------|
| Barristers-at-law | 43 | 27 | 19* |
| Clerks (not commercial) | 1,247 | 864 | 708 |
| Ministers and Priests of Christian Religions | 85 | 61 | 76 |
| Municipal servants | 128 | 97 | 57 |
| Priests (not christian) | 151 | 138 | 117 |
| Sisters of Mercy | 280 | 145 | 170 |
| Veterinary Surgeons | 21 | 10 | 5 |
| Attorneys-at-Law | 52 | 59 | 39 |
| Chemists and Druggists | 54 | 78 | 68 |
| Civil Servants | 2,232 | 2,398 | 2,433 |
| Editors of Newspapers | 21 | 28 | 26 |
| Midwives | 65 | 74 | 72 |
| Musicians | 14 | 51 | 42 |
| Physicians and Surgeons | 54 | 67 | 62 |
| Professors and Schoolmasters | 570 | 741 | 827 |
| Catechists | | | 33 |
| Accountants | | | 77 |
| Notaries | | | 18 |

* Only 19 barristers returned themselves under that heading though there are many more in the Colony; the above number represents the practising members exclusive of those in Government employ and those who have returned themselves as earning a living under other heads.

Divided into their Districts the professional Class was returned as follows. Divided under Districts.

| District | Males | Females | Total |
|---------------------------|-------|---------|-------|
| Port Louis | 1,566 | 193 | 1,759 |
| Pamplemousses | 233 | 43 | 276 |
| Rivière du Rempart | 137 | 20 | 157 |
| Flacq | 250 | 33 | 283 |
| Grand Port | 281 | 73 | 354 |
| Savanne | 217 | 29 | 246 |
| Black River | 82 | 6 | 88 |
| Plaines Wilhems | 1,274 | 250 | 1,524 |
| Moka | 270 | 25 | 295 |
| Totals | 4,310 | 672 | 4,982 |

137. Reference to the Appendix will show the number under each calling returned under each District of the Colony embraced in this Class.

CLASS II.—DOMESTIC.

138. 14,039 persons viz 9,713 males and 4,326 females were returned as belonging to this Class, the figures for the previous Census being 13,284 made up of 9,109 males and 4,175 females. Domestic.

139. The occupations and the numbers earning a living under each head of this class, the males being separated from the females, were as follows : Table.

| Calling | Males | Females | Totals |
|----------------------------------|-------|---------|--------|
| Butlers | 104 | | 104 |
| Carters | 1,464 | | 1,464 |
| Coachmen | 1,355 | | 1,355 |
| Cooks | 1,818 | 288 | 2,136 |
| Domestic Servants | 3,855 | 2,964 | 6,819 |
| Grooms | 333 | | 333 |
| Hospital Attendants | 50 | 12 | 62 |
| Nurses | | 467 | 467 |
| Washermen and Laundresses | 704 | 595 | 1,299 |
| Totals | 9,713 | 4,326 | 14,039 |

140. The totals under these heads compared with those of the Censuses of 1881 and 1891 can be best seen by reference to the following table. Compared with Censuses of 1881 and 1891.

Domestic Class as compared with Censuses of 1881 and 1891.

| Occupation | Census of 1881 | Census of 1891 | Census of 1901 |
|----------------------------------|----------------|----------------|----------------|
| Butlers | 107 | 67 | 104 |
| Carters | | | 1,464 |
| Coachmen | 1,539 | 1,716 | 1,355 |
| Cooks | 2,074 | 2,337 | 2,136 |
| Domestic Servants | 8,321 | 6,378 | 6,819 |
| Grooms | 606 | 474 | 333 |
| Hospital Attendants | 339 | 188 | 62 |
| Nurses | 408 | 347 | 467 |
| Washermen and Laundresses | 1,750 | 1,777 | 1,299 |
| Totals | 15,144 | 13,284 | 14,039 |

Class—divisions. 141. Divided into their Class Divisions, this class was thus represented at the Census of 1901.

| Class Divisions | Males | Females | Total |
|---|-------|---------|--------|
| Europeans, whites, mixed and coloured ... | 2,691 | 3,075 | 5,766 |
| Africans | 41 | 11 | 52 |
| Indo-Mauritians | 5,183 | 1,047 | 6,230 |
| Other Indians | 1,656 | 192 | 1,848 |
| Chinese | 142 | 1 | 143 |
| Totals ... | 9,713 | 4,326 | 14,039 |

CLASS III. COMMERCIAL

Commercial. 142. 13,727 persons viz 12,775 males and 952 females were returned under this Class, as against a total of 15,053 made up of 14,318 males and 735 females returned at the Census of 1891.

Compared with 1881 the principal trades as compared with the Censuses of 1881 and 1891.

Principal callings of the Commercial Class as compared with Censuses of 1881 and 1891.

| Callings | 1881 | 1891 | 1901 |
|--------------------------------|-------|-------|-------|
| Commission Agents | 38 | 10 | |
| Hawkers and Peddlars | 1,504 | 4,226 | 3,205 |
| Hotel and House Keepers | 77 | 73 | 27 |
| Livery-stable Keepers | 334 | 260 | 160 |
| Masters of Vessels | 40 | 34 | 21 |
| Mates | 39 | 32 | 27 |
| Pastry Cooks &c. | 346 | 314 | 163 |
| Shopkeepers | 2,711 | 2,131 | 1,615 |
| Tavern keepers | 29 | 7 | |
| Watchmen and Caretakers | 866 | 595 | 555 |
| Wharfingers | 18 | 6 | 22 |
| Wood sellers | 35 | 19 | 2 |
| Boatmen | 216 | 226 | 164 |
| Carriers | 1,267 | 1,785 | 843 |
| Clerks (Commercial) | 3,139 | 3,439 | 3,523 |
| Merchants | 155 | 435 | 216 |
| Porters and Messengers | 522 | 569 | 682 |
| Seamen and Lascars | 654 | 679 | 867 |
| Milk sellers | | | 219 |

Class—divisions. 144. Divided into their Class Divisions, this class is thus represented :—

| Class Divisions | Males | Females | Total |
|---------------------------------------|--------|---------|--------|
| Europeans, whites, mixed and coloured | 2,800 | 107 | 2,907 |
| Africans | 25 | 1 | 26 |
| Indo-Mauritians | 3,744 | 473 | 4,217 |
| Other Indians | 3,350 | 369 | 3,719 |
| Chinese | 2,856 | 2 | 2,858 |
| Totals... .. | 12,775 | 952 | 13,727 |

CLASS IV. AGRICULTURAL.

145. This is, numerically, the most important of the Industrial classes, 77,891 persons being returned as belonging to it viz : 72,349 males and 5,542 females. It may be at once stated that the latter number should, in my opinion, be largely augmented, as a very large number of the women in the Indian community are field labourers, and many of those returned under the Indefinite and non-productive class should have properly been included herein and added to these figures. Agricultural.

146. At the Census of 1891, the numbers returned were 78,163 namely 75,151 males and 3,012 females, so that, without taking into account the working women who should, in my opinion, go to increase these figures, this Census shows 2,530 more females working at Agriculture, as compared with the number returned at the Census of 1891. Increase of Females in this class.

147. The principal employments under this Class compared with those of the Censuses of 1881 and 1891 were as follows :— Table of principal employments.

| Callings | Census of 1881 | Census of 1891 | Census of 1901 |
|--------------------------|----------------|----------------|----------------|
| Charcoal burners | 358 | 262 | 105 |
| Clerks on Estates | 331 | 467 | 335 |
| Market gardeners | 10,222 | 9,190 | 5,579 |
| Herdsmen | 190 | 242 | 69 |
| Job-Contractors | 101 | 170 | 165 |
| Labourers | 62,828 | 63,047 | 66,829 |
| Managers | 149 | 138 | 117 |
| Overseers | 488 | 358 | 337 |
| Planters | 346 | 582 | 1,277 |
| Sirdars | 1,798 | 1,419 | 1,185 |
| Sugar boilers | 304 | 294 | 265 |
| Watchmen | 670 | 1,202 | 763 |
| Wood-Cutters | 507 | 374 | 554 |

148. It will be seen that the most notable decrease in this Census is in the number of market gardeners which is owing to the fact that many, hitherto engaged in supplying cereals, have abandoned market gardening and taken to growing sugar canes. Decrease in market gardeners.

149. The numbers returned under labourers in the above list include many (probably some thousands) who were chiefly employed in cultivating their own lands under the "morcellement" system as already explained. Labourers.

150. Divided into their Class-divisions, this class is thus represented. Class divisions.

| Class divisions | Males | Females | Total |
|---------------------------------------|--------|---------|--------|
| Europeans, whites, mixed and coloured | 3,454 | 155 | 3,609 |
| Africans | 127 | 2 | 129 |
| Indo-Mauritians | 41,069 | 3,779 | 44,848 |
| Other Indians | 27,675 | 1,606 | 29,281 |
| Chinese | 24 | | 24 |
| Totals | 72,349 | 5,542 | 77,891 |

These figures show that only 3,609 of the population under the heading of Europeans, whites, mixed and coloured returned themselves as engaged in Agriculture. If from these we deduct Estate owners and the numerous clerks and overseers, it will be seen that there are very few, if any, workers (i.e. labourers,) employed in tilling the soil, who belong to this sub-division of the population.

151. In paragraph 59, I have adverted to the reluctance on the part of the poorer Mauritians to become small cultivators. Strange to say, in the Sister Island of Bourbon, under the French Government, no such antipathy to tilling the soil exists; the poorer creole population of that Island being largely engaged in agricultural production.

CLASS V. INDUSTRIAL

Industrial. 152. This class, though not so large, numerically, as the Agricultural, embraces all the traders and artisans of the Colony.

Compared with
Census of 1891. 153. There were 24,320 persons returned under its heading viz : 20,791 males and 3,529 females, the numbers at the Census of 1891 being 24,211 persons composed of 20,854 males and 3,357 females. It will thus be seen that there has been no material change between the two Censuses in the bulk.

Class divisions. In the following table, I show this Class under its Class-Divisions.

| Class Divisions | Males | Females | Total |
|---------------------------------------|--------|---------|--------|
| Europeans, whites, mixed and coloured | 18,042 | 3,268 | 21,310 |
| Africans | 35 | | 35 |
| Indo-Mauritians | 1,824 | 227 | 2,051 |
| Other Indians | 756 | 33 | 789 |
| Chinese | 134 | 1 | 135 |
| Totals | 20,791 | 3,529 | 24,320 |

Principal trades
compared with Cen-
suses of 1881 and
1891. 154. The principal trades coming under this head compared with the Censuses of 1881 and 1891 will be seen from the following table.

| Callings | 1881 | 1891 | 1901 |
|---|-------|-------|-------|
| Bakers | 591 | 816 | 839 |
| Butchers | 363 | 397 | 291 |
| Coachbuilders | 235 | 272 | 176 |
| Coopers | 168 | 181 | 152 |
| Engineers and Mechanics | 1,014 | 1,599 | 2,229 |
| Farriers | 159 | 243 | 48 |
| Fishermen | 1,483 | 1,742 | 1,667 |
| Printers | 205 | 232 | 221 |
| Saddlers &c., | 322 | 358 | 264 |
| Sawyers | 179 | 205 | 150 |
| Shoemakers | 713 | 1,256 | 1,316 |
| Coppersmiths and Braziers | 137 | 112 | 118 |
| Carriers | 41 | 22 | 7 |
| Dressmakers | 3,359 | 3,217 | 3,384 |
| Jewellers, Silver and Goldsmiths | 386 | 341 | 368 |
| Masons and Brick layers | 3,136 | 3,121 | 2,709 |
| Tobacconists | 381 | 242 | 174 |
| Wheelwrights | 514 | 511 | 582 |
| Carpenters | ... | ... | 5,476 |
| Tailors | ... | ... | 509 |
| Tinsmiths | ... | ... | 694 |
| Mat and bag makers | 300 | 149 | 99 |

CLASS VI. INDEFINITE AND NON-PRODUCTIVE

155. This class contains 3,460 persons who have returned themselves as proprietors viz: 2,701 males and 759 females. 3,129 others have returned themselves as Job-men and women earning a desultory living, the number being made up of 2,925 men and 204 females. Indefinite and non-productive class.

156. No less than 171,084 persons have been returned as being without employment made up of 54,791 males and 116,290 females, but these figures include all persons under 16 years of age, unless they are stated to be employed. Unemployed.

157. 58,391 persons made up of 19,194 males and 39,197 females have not stated whether they are employed or not, and include all persons over sixteen whose occupations, if any, have not been returned. Employ not stated

EDUCATION.

158. Appendix No. 10 gives particulars of the number of Children attending schools, divided under the following heads:— Education.

| | |
|------------------------------------|--|
| Pupils attending the Royal College | |
| " " Government Schools | |
| " " Aided Schools | |
| " " Private Schools. | |

159. The Royal College is a purely Government School in which professors from England, who are generally University men, assisted by duly qualified local professors and masters, impart instruction to the pupils who pay a moderate fee for education in its highest form. There are two scholarship examinations held yearly, of the handsome value of £ 200 per annum, tenable for four years with free passages to England and back for the holders, who are called Laureates of the Royal College. Royal College.

160. It will be seen from the Appendices that 408 pupils were returned as attending the College as against 465 at the last Census.

161. At the other Government schools which may be compared to the Board Schools in England, the following numbers were returned as receiving instruction: Government Schools.

| Class divisions. | Males | Females |
|---------------------------------------|-------|---------|
| Europeans, whites, mixed and coloured | 3,929 | 2,560 |
| Indians | 2,773 | 595 |
| Giving totals of | 6,702 | 3,155 |
| as against totals in 1891 of ... | 5,776 | 2,969 |
| showing increases of | 926 | 186 |

162. In the Aided Schools, the totals were:— Aided Schools.

| Class divisions. | Males | Females |
|---------------------------------------|-------|---------|
| Europeans, whites, mixed and coloured | 2,226 | 1,944 |
| Indians | 1,257 | 382 |
| Giving totals of | 3,483 | 2,326 |
| as against totals in 1891 of ... | 2,992 | 2,567 |
| showing increase of | 491 | |
| and decrease of | | 241 |

Private Schools.

163. In private schools and at home the following numbers have been returned

| Schools etc. | Males | Females |
|------------------------|-------|---------|
| Private Schools | 970 | 901 |
| At Home... .. | 101 | 114 |
| Totals | 1,071 | 1,015 |

CENSUS OF 1891

| Schools, etc. | Males | Females |
|------------------------|-------|---------|
| Private Schools | 1,536 | 1,442 |
| At Home... .. | 298 | 458 |
| Totals | 1,834 | 1,900 |

Total number under instruction.

164. The total number of children returned as receiving instruction was 18,160 as against 18,513 at the Census of 1891.

Reference to appendices.

165. The numbers of pupils at the different age periods and the class division of the population to which they belong are shown in the Tables.—Appendix No. 10

Tabular statement in class divisions.

166. The number of children receiving instruction in the various classes of Schools in the Colony at the date of taking the Census was as follows :—

| Class of Instruction | Europeans, whites, mixed and coloured. | | Indians. | | Total. | | Grand Total |
|---------------------------|--|---------|----------|---------|--------|---------|-------------|
| | Males | Females | Males | Females | Males | Females | |
| Royal College | 389 | ... | 19 | ... | 408 | ... | 408 |
| Government Schools | 3,929 | 2,560 | 2,773 | 595 | 6,702 | 3,155 | 9,857 |
| Aided Schools | 2,226 | 1,914 | 1,257 | 382 | 3,483 | 2,326 | 5,809 |
| Private Schools | 737 | 809 | 233 | 92 | 970 | 901 | 1,871 |
| At home | 68 | 105 | 33 | 9 | 101 | 114 | 215 |
| Totals | 7,349 | 5,418 | 4,315 | 1,078 | 11,664 | 6,496 | 18,160 |

Percentages.

167. The percentages which these figures show to the number of children between 6 and 15 in the two classes are as follows :—

| | | |
|---------------|--------|-------------|
| Europeans &c. | | 51 per cent |
| Indians | | 8 per cent. |

Percentages at Censuses of 1881 and 1891.

168. The percentages at the Censuses of 1891 and 1881 at the same age were as follows :—

| | | |
|---------------------------|--------|-------------|
| | 1891 | |
| General population | | 52 per cent |
| Indian population | | 7 per cent. |
| | 1881 | |
| General population | | 46 per cent |
| Indian population | | 6 per cent. |

INFIRMITIES

169. This return must be classed as the most unreliable one of the Census and Infirmities. the cause will be understood when it is explained that there is a strong prejudice against giving such statistics, especially amongst the Indian and Arab population.

170. The figures given in the tables, compared with the previous Census, Compared with previous Census show a fewer number of afflicted persons.

PRISONS AND ASYLUMS

171. There were 843 persons returned as undergoing imprisonment in the Prisons and Reformatory, full particulars of their numbers being given in Appendix No. 13. Prisons.

| Prisons &c. | Males | Females | Total |
|--------------------------|-------|---------|-------|
| Port Louis Prison | 292 | 11 | 303 |
| Plaines Wilhems Prison | 179 | ... | 179 |
| Pl. Wilhems Reformatory | 61 | ... | 61 |
| Totals ... | 832 | 11 | 843 |

172. The following table gives their class divisions and sexes.

Class—divisions of prisoners.

| Class Divisions | Males | Females | Total |
|--|-------|---------|-------|
| (a) Europeans, whites, mixed and coloured | 264 | 7 | 271 |
| Africans | 12 | ... | 12 |
| Indo-Mauritians | 289 | 1 | 290 |
| Other Indians | 259 | 3 | 262 |
| Chinese | 8 | ... | 8 |
| Totals ... | 832 | 11 | 843 |

ASYLUMS, HOSPITALS AND POOR HOUSES

173. There were 2,034 persons viz : 1,296 males and 738 females in the various Asylums, Hospitals and Poor Houses. The numbers and sexes in each of such Institutions are given in Appendix No. 14. Asylums and Hospitals.

174. The following table shows the class-divisions to which they belonged.

Class divisions of Asylums and Hospitals.

| Class divisions | Males | Females | Total |
|--|-------|---------|-------|
| Europeans, whites, mixed and coloured | 416 | 426 | 842 |
| Africans... .. | 61 | 21 | 82 |
| Indo-Mauritians | 305 | 190 | 495 |
| Other Indians | 155 | 101 | 256 |
| Chinese | 59 | ... | 59 |
| Totals ... | 1,296 | 738 | 2,034 |

Houses in Country Districts compared with Census of 1891

| Material | 1891 | 1901 |
|-----------------------------|--------|--------|
| Wood | 15,920 | 17,536 |
| Stone | 17,156 | 24,091 |
| Iron (corrugated) | 794 | 2,031 |
| Logs (palissades) | 2,591 | 3,516 |
| Thatch, mud and aloes... .. | 26,596 | 31,427 |
| Totals | 63,057 | 78,601 |

179. The number of occupants of the Houses in the country Districts may be seen from the following statement ;—

Tables of rates per house in Rural Districts.

| Occupied by | Number of Houses |
|---------------------------------------|------------------|
| Not more than 5 persons | 61,441 |
| By 6 and not more than 10 | 11,483 |
| " 11 " " 20 | 2,045 |
| " 21 " " 40 | 337 |
| " 41 " " 60 | 47 |
| " 61 " " 80 | 24 |
| " 81 " " 100 | 12 |
| Over 100 | 135 |
| Uninhabited | 3,033 |
| Stores | 54 |
| Total | 78,601 |

180. Taking the resident population of the whole Island, it shows that there were (deducting the uninhabited houses and stores) 371,023 persons occupying 88,116 tenements giving an average of 4.2 per tenement.

Number of houses inhabited in whole Island.

181. Taking Port Louis, the capital, there were 52,243 persons occupying 12,602 houses giving an average of 4.2 per house, but it must be borne in mind that the name Port Louis applies not only to the capital town but to the District of the same name.

Number in Port Louis.

182. As the question of the density of the inhabitants per house is of interest, I append a table giving each District with its population, the number of houses and the average per house, leaving out uninhabited houses and stores.

Table showing each District.

Statement showing resident population in each District, the number of inhabited houses and the average number of persons to each house.

| District | Population | Number of Inhabited houses | Average Number per house |
|---------------------------|------------|----------------------------|--------------------------|
| Port Louis | 52,243 | 12,603 | 4.2 |
| Pamplemousses | 39,017 | 11,034 | 3.5 |
| Rivière du Rempart | 26,679 | 5,655 | 4.7 |
| Flacq | 55,188 | 14,054 | 3.9 |
| Grand Port | 49,568 | 10,465 | 4.7 |
| Savanne | 34,876 | 6,298 | 5.5 |
| Plaines Wilhems | 63,634 | 15,707 | 4.0 |
| Moka | 35,258 | 7,917 | 4.4 |
| Black River | 14,603 | 4,384 | 3.3 |

Deductions.

183. This table conveys the impression that there is but little over-crowding, whereas the reverse is the case. This is caused by the fact that almost any tenement is called a house and these houses are clustered together in great numbers more like a collection of hives than any thing else, without order or Sanitary arrangement. In many instances, several hundreds of persons are living crowded together cheek by jowl in small encampments and yet each shanty or lean-to is called a separate dwelling.

DENSITY OF THE POPULATION

Density per square mile.

184. The area of the Island is 708 square miles, which is equivalent to 1826 square kilometres, and the density of the population at each of the Censuses was as follows :

| Year of Census | Population | Average to square mile | Average to square kilometre |
|----------------|------------|------------------------|-----------------------------|
| 1846 | 161,089 | 225 | 86 |
| 1851 | 183,506 | 255 | 98 |
| 1861 | 313,462 | 437 | 168 |
| 1871 | 317,069 | 446 | 172 |
| 1881 | 360,847 | 508 | 196 |
| 1891 | 371,655 | 524 | 203 |
| 1901 | 373,336 | 527 | 204 |

185. I have given this information also in kilometres in accordance with the recommendation of the Statistical Congress for the convenience of Foreign statisticians and Governments.

Density in Districts compared with previous Censuses.

186. Dividing the Island into its several districts, the population to a square mile at each of the Censuses will be seen by reference to the following table in which I have given the areas of the Districts as they have been shown in previous Census reports. The boundaries of the Districts, however, were revised by Ordinance 27 of 1875, some of them having been increased and others diminished, but as, for the purposes of comparison the sectional divisions for the Census have been the same as those of previous Censuses, the density of the population in the Districts as now legally divided cannot be shown.

| Districts | Area in square miles | Population to a square mile | | | | | | | Increase or Decrease over 1891 |
|-----------------|----------------------|-----------------------------|-------|-------|-------|-------|-------|-------|--------------------------------|
| | | 1846 | 1851 | 1861 | 1871 | 1881 | 1891 | 1901 | |
| Port Louis ... | 10.7 | 4,697 | 4,869 | 7,456 | 5,889 | 6,226 | 5,810 | 5,238 | D |
| Pamplemousses | 87.0 | 228 | 368 | 616 | 494 | 433 | 413 | 448 | I |
| Riv. du Rempart | 58.0 | 257 | 276 | 333 | 319 | 354 | 416 | 459 | I |
| Flacq ... | 113.0 | 169 | 214 | 367 | 438 | 495 | 502 | 488 | D |
| Grand Port ... | 112.0 | 159 | 171 | 338 | 394 | 473 | 430 | 442 | I |
| Savanne ... | 92.0 | 99 | 107 | 225 | 298 | 374 | 380 | 379 | D |
| Black River ... | 94.0 | 72 | 107 | 182 | 127 | 162 | 167 | 155 | D |
| Plaines Wilhems | 70.3 | 179 | 198 | 400 | 499 | 658 | 819 | 905 | I |
| Moka ... | 68.0 | 68 | 84 | 260 | 312 | 437 | 478 | 518 | I |

Density of Port Louis.

187. Taking the District of Port Louis, and separating it from the Rural Districts, I give below the average per square mile and square kilometre as compared with that of previous Censuses.

| Year of Census | Population of Port Louis District. | | Population of Rural Districts | |
|----------------|------------------------------------|----------------------|-------------------------------|----------------------|
| | Per square mile | Per square kilometre | Per square mile | Per square kilometre |
| 1846 | 4,697 | 1,813 | 162 | 62 |
| 1851 | 4,869 | 1,880 | 187 | 72 |
| 1861 | 7,156 | 2,877 | 337 | 130 |
| 1871 | 5,889 | 2,273 | 362 | 139 |
| 1881 | 6,226 | 2,403 | 420 | 162 |
| 1891 | 5,810 | 2,243 | 444 | 171 |
| 1901 | 5,238 | 2,022 | 456 | 176 |

188. The density of the population of each section of Port Louis District as compared with the last Census will be seen by reference to the annexed table. With the exception of Sections Nos. 1, 10, 18, 28, 35, 36, 42, 48 and 49 which show increases, all the remaining sections show decreases, the total population of the District being 9,775 less than at the Census of 1891.

Comparative Statement of Population of Port Louis District in sections with Census of 1891.

| No. of Section | Name of Section | Population in 1891 | Population in 1901 | Increase or Decrease |
|----------------|--------------------------|--------------------|--------------------|----------------------|
| 1 | Pieter Both ... | 953 | 1,061 | Increase |
| 2 | Vallée des Prêtres ... | 1,615 | 1,377 | Decrease |
| 3 | Sainte Croix ... | 887 | 678 | Decrease |
| 4 | Champ Ville ... | 658 | 571 | Decrease |
| 5 | Briqueterie ... | 922 | 743 | Decrease |
| 6 | Roche Bois ... | 1,500 | 1,300 | Decrease |
| 7 | Mer Rouge ... | 980 | 774 | Decrease |
| 8 | Fanfaron ... | 1,698 | 1,117 | Decrease |
| 9 | Camp Yoloff ... | 1,116 | 960 | Decrease |
| 10 | St François Xavier ... | 1,322 | 1,353 | Increase |
| 11 | Jardin Despeaux ... | 1,668 | 1,590 | Decrease |
| 12 | Camp des Lascars ... | 485 | 339 | Decrease |
| 13 | Boulevard Victoria ... | 1,440 | 904 | Decrease |
| 14 | Vallée Pitot ... | 663 | 528 | Decrease |
| 15 | Vallée du Pouce ... | 844 | 546 | Decrease |
| 16 | Champ Delort ... | 468 | 264 | Decrease |
| 17 | Signal Mountain ... | 341 | 175 | Decrease |
| 18 | Plaine Lauzun ... | 1,164 | 1,943 | Increase |
| 19 | Grande Rivière ... | 811 | 645 | Decrease |
| 20 | Cassis ... | 1,016 | 843 | Decrease |
| 21 | Caudan ... | 1,659 | 1,430 | Decrease |
| 22 | Pont Bourgeois ... | 1,792 | 1,486 | Decrease |
| 23 | La Butte ... | 1,999 | 1,644 | Decrease |
| 24 | Armoury ... | 1,228 | 957 | Decrease |
| 25 | Madame Street ... | 1,543 | 1,144 | Decrease |
| 26 | Labourdonnais street ... | 2,518 | 1,179 | Decrease |
| 27 | Boulevard Rivaltz ... | 1,066 | 569 | Decrease |
| 28 | College ... | 1,342 | 1,362 | Increase |
| 29 | Immaculée Conception ... | 1,427 | 1,278 | Decrease |
| 30 | Barracks ... | 1,448 | 1,238 | Decrease |
| 31 | Chaussée ... | 182 | 74 | Decrease |
| 32 | Place d'Armes ... | 292 | 201 | Decrease |
| | Carried over ... | 37,047 | 30,293 | |

| No. of Section | Name of Section | Population in 1891 | Population in 1901 | Increase or Decrease |
|----------------|-------------------------|--------------------|--------------------|----------------------|
| | Brought forward .. | 37,047 | 30,293 | |
| 33 | St James | 1,774 | 1,721 | Decrease |
| 34 | Champ de Mars | 1,935 | 1,007 | Decrease |
| 35 | La Cathédrale | 964 | 996 | Decrease |
| 36 | Théâtre | 1,132 | 1,134 | Increase |
| 37 | La mosquée | 1,853 | 1,508 | Decrease |
| 38 | Bazaar | 518 | 339 | Decrease |
| 39 | Customs | 568 | 104 | Decrease |
| 40 | La Glissoire | 1,538 | 881 | Decrease |
| 41 | Limites | 3,299 | 2,806 | Decrease |
| 42 | Pied de Citadel | 1,629 | 1,686 | Increase |
| 43 | Citadel | 1,235 | 1,077 | Decrease |
| 44 | Ghoon | 806 | 678 | Decrease |
| 45 | Lapotaire... .. | 313 | 201 | Decrease |
| 46 | Camp Malabar | 1,373 | 1,359 | Decrease |
| 47 | Route des Pamplémousses | 1,285 | 1,218 | Decrease |
| 48 | Plaine Verte | 843 | 847 | Increase |
| 49 | La Paix Street | 3,934 | 3,986 | Increase |
| 50 | Harbour | 123 | 102 | Shipping Colonial |
| | | 316 | 497 | " Foreign |
| | Totals ... | 62,515 | 52,740 | |

DENSITY OF SANITARY AREAS.

Density of Sanitary areas.

189. As the subject of the density of the population is one of paramount importance and closely associated with the health and sanitary arrangements of the Colony, I have compiled further Statistics showing the density of the population in what are known as the "Sanitary Areas" of the Island. It was not without considerable trouble that I was able to obtain the extent of these Sanitary areas (which do not appear to have been previously published; having now compiled them, I show them in the annexed return and also the density of the population of the same areas at the Census of 1891.

190. Inasmuch as the Health and Municipal authorities deal with the Island not by the Census sectional arrangements but by the Sanitary Areas, the information will, I trust, be of much local service.

Population of the Registration or Sanitary areas or Districts into which the Island is divided showing its density as compared with the Census of 1891.—

| DISTRICTS | Names of Sanitary Areas | Census Sections comprised therein | Extent in square miles | Population | Number of persons per square mile at Census 1901 | Number of persons per square mile at Census 1891 | Increase or Decrease |
|-------------------|-------------------------|-----------------------------------|------------------------|------------|--|--|----------------------|
| <i>Port Louis</i> | Vallée des Prêtres | 1-2 ... | 5.00 | 2,438 | 487 | 513 | Decrease |
| | Eastern Area ... | 3. 4. 5. 6 ... | 1.70 | 3,312 | 1,948 | 2,310 | " |
| | Mer Rouge ... | 7 ... | .84 | 774 | 955 | 1,166 | " |
| | Camp Malabar... | 8. 9. 10. 11. 12... | .30 | 5,359 | 17,830 | 20,963 | " |
| | Vallée Pitot ... | 13. 14 ... | .95 | 1,432 | 1,507 | 2,214 | " |
| | Vallée du Pouce. | 15. 16. 27. 34 ... | .27 | 2,386 | 884 | 1,568 | " |
| | Signal Mountain. | 17. 18 ... | 1.10 | 2,118 | 1,925 | 1,368 | Increase |
| | Grand River ... | 19 ... | .57 | 645 | 1,112 | 1,400 | Decrease |
| | Shore ... | 20. 21. 39 ... | .76 | 2,677 | 3,522 | 4,267 | " |
| | Moka Street ... | 22. 23. 24. 30. 31... | .25 | 5,399 | 21,596 | 26,590 | " |
| | Camp Créoles ... | 25. 26 ... | .12 | 2,323 | 19,358 | 33,842 | " |
| | Central ... | 28. 29. 32. 33 ... | .14 | 1,562 | 32,585 | 34,485 | " |
| | Citadel ... | 35. 36. 42. 43 ... | .22 | 4,893 | 22,240 | 22,545 | " |
| | Arab Quarter ... | 37. 38. 40. 41 ... | .10 | 5,534 | 55,340 | 65,527 | " |
| Plaine Verte ... | 44. 45. 46. 47. 48. 49. | .18 | 8,289 | 46,050 | 47,522 | " | |
| Harbour* ... | 50 ... | ... | ... | 599 | ... | ... | ... |
| | | | 12.50 | 52,740 | | | |

* Including shipping not colonial.

Population of the Registration or Sanitary Areas or Districts, etc.—*Continued*

| DISTRICTS | Names of Sanitary Areas | Census Sections comprised therein | Extent in square miles | Population | Number of persons to square mile in Census 1901 | Number of persons to square mile in Census 1891 | Increase or Decrease |
|---------------------------|------------------------------------|-----------------------------------|------------------------|------------|---|---|----------------------|
| <i>Pamplemousses</i> | Lower Pamplemousses | 55. 60. 61 | 26.03 | 9,718 | 373 | 340 | Increase |
| | Bois Rouge ... | 59 ... | 13.46 | 7,514 | 558 | 453 | " |
| | Pamplemousses Village | 56 ... | 2.69 | 3,757 | 1,396 | 1,388 | " |
| | Ville Bague | 57. 58 ... | 12. | 6,434 | 536 | 568 | Decrease |
| | Crève Cœur | 51 ... | 4.69 | 3,846 | 863 | 790 | Increase |
| | Long Mountain | 52 ... | 5. | 3,418 | 683 | 721 | Decrease |
| | Terre Rouge | 53. 54 ... | 3.99 | 4,330 | 1,085 | 1,430 | " |
| | | | 67.86 | 39,017 | | | |
| <i>Rivière du Rempart</i> | Rivière du Rempart | 65 ... | 16. | 9,761 | 610 | 635 | Decrease |
| | Poudre d'Or... | 62. 63. 64 | 38.87 | 16,918 | 435 | 360 | Increase |
| | | | 54.87 | 26,679 | | | |
| <i>Flacq</i> | Upper Flacq | 60. 69 ... | 49.04 | 28,794 | 587 | 570 | Increase |
| | Lower Flacq | 67 ... | 9.00 | 4,530 | 503 | 500 | " |
| | Rivière Sèche | 68. 70 ... | 27.01 | 12,052 | 446 | 462 | Decrease |
| | Trois Îlots | 71 ... | 27.05 | 9,812 | 363 | 436 | " |
| | | | 112.10 | 55,188 | | | |
| <i>Grand Port</i> | Old Grand Port | 72 ... | 22.07 | 6,364 | 288 | 261 | Increase |
| | Cent Gaulettes | 73 ... | 17.99 | 7,508 | 417 | 470 | Decrease |
| | Rose Belle | 74 ... | 17.37 | 7,021 | 404 | 390 | Increase |
| | Mare d'Albert and South Grand Port | 75. 76. 78 | 39.86 | 23,865 | 598 | 600 | Decrease |
| | Mahebourg village ... | 77 ... | .61 | 4,810 | 7,885 | 5,340 | Increase |
| | | | 97.90 | 49,568 | | | |
| <i>Savanne</i> | Upper Savanne | 80 ... | 24.99 | 7,089 | 284 | 257 | Increase |
| | Lower Savanne | 79.81 ... | 22. | 17,366 | 789 | 817 | Decrease |
| | Petite Savanne | 82. 83 ... | 45.06 | 10,421 | 231 | 235 | " |
| | | | 92.05 | 34,876 | | | |
| <i>Black River</i> | Black River | 84.85.86.87 | 76.67 | 10,269 | 133 | 143 | Decrease |
| | Petite Rivière | 88. 89. 90 | 22.98 | 3,794 | 165 | 206 | " |
| | | | 99.65 | 14,063 | | | |

Population of the Registration or Sanitary Areas or Districts, etc.—Continued.

| DISTRICTS | Names of Sanitary Areas | Census Sections comprised therein | Extent in square miles | Population | Number of persons to square mile in Census 1901 | Number of persons to square mile in Census 1891 | Increase or Decrease |
|------------------------|-------------------------|-----------------------------------|------------------------|------------|---|---|----------------------|
| <i>Plaines Wilhems</i> | Coromandel ... | 91 | 3.09 | 865 | 280 | 511 | Decrease |
| | Rose Hill ... | 92. 93 | 5.90 | 17,243 | 2,922 | 2,495 | Increase |
| | Phoenix ... | 94.95.96 | 21.58 | 23,152 | 1,072 | 874 | " |
| | Vacoas ... | 97 | 8.60 | 6,288 | 731 | 691 | " |
| | Curepipe ... | 98. 99 | 5.26 | 13,296 | 2,527 | 2,145 | " |
| | Forest Side ... | 100. 101 | 33.04 | 2,790 | 84 | 157 | Decrease |
| | | | | 77.47 | 63,634 | | |
| <i>Moka</i> | Upper Moka... | 105 | 12.68 | 7,963 | 620 | 686 | Decrease |
| | Lower Moka... | 106 | 11. | 9,685 | 880 | 900 | " |
| | Quartier Militaire ... | 102.103.104. | 60. | 15,594 | 260 | 191 | Increase |
| | Pailles ... | 107 | 4.50 | 2,016 | 448 | 555 | Decrease |
| | | | | 88.18 | 35,258 | | |

Density of the "Arab Quarter" Port Louis.

191. From the above table it will be seen that in the District of Port Louis the Sanitary Area known as "The Arab Quarter" situated in the Capital was the densest, showing a population of no less than 55,340 to the square mile—at the Census of 1891, the numbers were even greater, being 65,527.

Density of Plaine Verte.

192. The Sanitary Area of Plaine Verte comes next with a population of 46,050 to the square mile as against 47,522 at the Census of 1891.

Density of Central Area.

193. The third largest being the Central Area with a population of 32,585 to the square mile as against 34,185 at the Census of 1891.

Observations on Density.

194. When the smallness of the houses, inhabited by the bulk of the people, clustered together, as I have previously explained is considered, the density and crowding together which the above figures represent become even more marked.

Density of Country Areas.

195. In the Country Areas, the Sanitary Area known as Mahebourg Village in the District of Grand Port has the highest record, the density of the population being 7,885 to the square mile at this Census as against 5,340 only at the Census of 1891.

196. None of the other Country Area shows anything approaching Mahebourg in density.

Observations on Density.

197. When full consideration is given to the large tracts of land under cultivation and unoccupied, it will be seen that the small mountainous Island of Mauritius is very densely populated, and when it is also borne in mind that comparatively few of the houses are of more than one story in height, the crowding together of the people is even greater than the statistics show.

Death-rate and Density.

198. In my Annual Report as Registrar General of the Island for the year 1900, I showed that the decrease in the density of the population of Port Louis had resulted in a decreased death rate, but this improvement was only a local one, the whole Island then showing a higher death rate than formerly. It consequently follows that while Port Louis had gained, the rural Districts had lost and had become less healthy than formerly.

Average number to square mile.

199. From the 62nd Annual Report of the Registrar General of England, I observe that the average number of persons to a square mile in England and Wales

was in the year ended 1899, 544, so that Mauritius, with an average of 534 approaches very closely to England, and when its situation as a tropical Island and the nature of its varied population are considered, it will be seen that the Island is not only a densely populated one, but that the steady gain of the Indian population makes it advisable that stringent attention be paid to sanitation to prevent a grave increase in the already high rate of mortality.

DEPENDENCIES OF MAURITIUS.

200. The Statistics relating to the Dependencies of Mauritius (excluding Seychelles) are given in Appendices Nos. 17-25. Dependencies.

201. The total population of the Islands forming these Dependencies was 4,859 made up of 2,762 males and 2,097 females as against a total of 3,224 at the Census of 1891 made up of 1,904 males and 1,320 females. Population of Rodrigues.

| Census | Males | Females | Totals |
|--------------------|-------|---------|--------|
| Census of 1901 ... | 2,762 | 2,097 | 4,859 |
| Census of 1891 ... | 1,904 | 1,320 | 3,224 |
| Increase ... | 858 | 777 | 1,635 |

202. The most important of these Dependencies is Rodrigues Island situated some 350 miles away from Mauritius and which has an area of about 130 square miles. The Magistrate, at the date of the Census, was appointed Census Superintendent and from the returns sent in by him, the following statistics have been compiled. Population of Dependencies.

ISLAND OF RODRIGUES.

Population on 1st April 1901.

| Males | Females | Total |
|-------|---------|-------|
| 1,685 | 1,477 | 3,162 |

The population at previous Censuses was :

| Year of Census | Males | Females | Total |
|----------------|-------|---------|-------|
| 1851 | 325 | 168 | 495 |
| 1861 | 464 | 229 | 693 |
| 1871 | 693 | 415 | 1,108 |
| 1881 | 812 | 619 | 1,431 |
| 1891 | 1,154 | 914 | 2,068 |

showing that the number has increased by 1,094 persons between the years 1891-1901.

Condition of In-
habitants.

203. The condition of the people as regards marriage was as follows :—

| Condition | Males | Females | Total |
|-------------------|-------|---------|-------|
| Married | 463 | 449 | 912 |
| Unmarried | 1,193 | 981 | 2,174 |
| Widowed | 27 | 41 | 68 |
| Not stated | 2 | 6 | 8 |
| Totals | 1,685 | 1,477 | 3,162 |

Class-divisions.

204. The Class-Divisions were as follows :—

CONDITIONS.

| Headings | Males | | | | Females | | | | Total | | Grand Total |
|--|---------|------------|----------|------------|---------|------------|----------|------------|-------|----------|-------------|
| | Married | Un-married | Widow-ed | Not stated | Married | Un-married | Widow-ed | Not stated | Males | Fe-males | |
| Europeans, whites, mixed and coloured | 434 | 1,159 | 23 | 1 | 444 | 968 | 38 | 6 | 1,617 | 1,456 | 3,073 |
| Africans | 18 | 5 | 3 | ... | ... | 1 | ... | ... | 26 | 1 | 27 |
| Indo-Mauritians | 4 | 6 | ... | ... | 3 | 8 | 1 | ... | 10 | 12 | 22 |
| Other Indians | 6 | 18 | 1 | 1 | 2 | 4 | 2 | ... | 26 | 8 | 34 |
| Chinese | 1 | 5 | ... | ... | ... | ... | ... | ... | 6 | ... | 6 |
| Totals | 463 | 1,193 | 27 | 2 | 449 | 981 | 41 | 6 | 1,685 | 1,477 | 3,162 |

Religions.

205. Their Religious denominations were as follows :—

RELIGIONS.

| Religions | Europeans whites, mixed or coloured | | Africans | | Indo-Mauritians | | Other Indians | | Chinese | | Totals | | Grand Total |
|------------------------|-------------------------------------|-------|----------|-----|-----------------|-----|---------------|-----|---------|-----|--------|-------|-------------|
| | M. | F. | M. | F. | M. | F. | M. | F. | M. | F. | M. | F. | |
| Roman Catholics | 1,587 | 1,438 | 26 | 1 | 1 | 6 | 5 | 3 | 3 | ... | 1,622 | 1,448 | 3,070 |
| Protestants | 30 | 18 | ... | ... | 1 | 1 | 2 | 1 | ... | ... | 33 | 20 | 53 |
| Buddhists | ... | ... | ... | ... | ... | ... | ... | ... | 3 | ... | 3 | ... | 3 |
| Hindoos | ... | ... | ... | ... | 5 | 5 | 11 | 3 | ... | ... | 16 | 8 | 24 |
| Mussulmans | ... | ... | ... | ... | 3 | ... | 8 | 1 | ... | ... | 11 | 1 | 12 |
| Totals | 1,617 | 1,456 | 26 | 1 | 10 | 12 | 26 | 8 | 6 | ... | 1,685 | 1,477 | 3,162 |

PROFESSIONS AND CALLINGS

206. The professions of the people were as follows :—

Professions and callings.

| Number of Class | Class | Europeans, whites, mixed and coloured. | | Africans | | Indo-Mauritians | | Other Indians | | Chinese | | Total | | Grand Total |
|-----------------|-------------------------------|--|-------|----------|-----|-----------------|-----|---------------|-----|---------|-----|-------|-------|-------------|
| | | M. | F. | M. | F. | M. | F. | M. | F. | M. | F. | M. | F. | |
| I | Professional ... | 36 | 2 | 1 | ... | 2 | ... | 4 | ... | ... | ... | 43 | 2 | 45 |
| II | Domestic ... | 38 | 17 | ... | ... | ... | ... | ... | 3 | ... | ... | 38 | 20 | 58 |
| III | Commercial ... | 2 | ... | ... | ... | ... | ... | ... | ... | 4 | ... | 6 | ... | 6 |
| IV | Agricultural ... | 342 | 118 | 21 | ... | 6 | 8 | 20 | 2 | 2 | ... | 391 | 128 | 519 |
| V | Industrial ... | 374 | 12 | 2 | ... | ... | ... | ... | ... | ... | ... | 376 | 12 | 488 |
| VI | Indefinite and Non-Productive | 825 | 1,307 | 2 | 1 | 2 | 4 | 2 | 3 | ... | ... | 831 | 1,315 | 2,146 |
| | Totals ... | 1,617 | 1,456 | 26 | 1 | 10 | 12 | 26 | 8 | 6 | ... | 1,685 | 1,477 | 3,162 |

207. At the Census of 1891 the Professional Class numbered 23 only as against 45 at this Census, the Commercial 40 as against 6 only shown at this Census, the Agricultural 375 as against 519 at this Census, the Industrial 231 as against 488 and the Non-Productive 1,336 as against 2,146 at this Census. Compared with Census of 1891.

208. The Professions of the inhabitants under their sub-heads are given below.

Professions detailed.

| Professions | Europeans, whites, mixed and coloured. | | Africans | | Indo-Mauritians | | Other Indians | | Chinese | | Total | | Grand Total | |
|--|--|-----|----------|-----|-----------------|-----|---------------|-----|---------|-----|-------|-----|-------------|----|
| | M. | F. | M. | F. | M. | F. | M. | F. | M. | F. | M. | F. | | |
| CLASS I.—PROFESSIONAL. | | | | | | | | | | | | | | |
| Anglican Catechist ... | 1 | ... | ... | ... | ... | ... | ... | ... | ... | ... | ... | 1 | ... | 1 |
| Clerks ... | 12 | ... | ... | ... | ... | ... | 2 | ... | ... | ... | ... | 14 | ... | 14 |
| Doctor ... | 1 | ... | ... | ... | ... | ... | ... | ... | ... | ... | ... | 1 | ... | 1 |
| Forest Ranger ... | 1 | ... | ... | ... | ... | ... | ... | ... | ... | ... | ... | 1 | ... | 1 |
| Government Servants ... | 10 | ... | ... | ... | 2 | ... | 2 | ... | ... | ... | ... | 14 | ... | 14 |
| Midwives ... | ... | 2 | ... | ... | ... | ... | ... | ... | ... | ... | ... | ... | 2 | 2 |
| Pilots ... | ... | ... | 1 | ... | ... | ... | ... | ... | ... | ... | ... | 1 | ... | 1 |
| Priests ... | 2 | ... | ... | ... | ... | ... | ... | ... | ... | ... | ... | 2 | ... | 2 |
| Professors ... | 6 | ... | ... | ... | ... | ... | ... | ... | ... | ... | ... | 6 | ... | 6 |
| Stevedors ... | 3 | ... | ... | ... | ... | ... | ... | ... | ... | ... | ... | 3 | ... | 3 |
| Totals ... | 36 | 2 | 1 | ... | 2 | ... | 4 | ... | ... | ... | ... | 43 | 2 | 45 |
| CLASS II.—DOMESTIC. | | | | | | | | | | | | | | |
| Cooks ... | 7 | ... | ... | ... | ... | ... | ... | 1 | ... | ... | ... | 7 | 1 | 8 |
| Dispenser Stewards and Hospital Attendants ... | 2 | ... | ... | ... | ... | ... | ... | ... | ... | ... | ... | 2 | ... | 2 |
| Servants ... | 29 | 15 | ... | ... | ... | ... | ... | ... | ... | ... | ... | 29 | 15 | 44 |
| Washerwomen ... | ... | 2 | ... | ... | ... | ... | ... | 2 | ... | ... | ... | ... | 4 | 4 |
| Totals ... | 38 | 17 | ... | ... | ... | ... | ... | 3 | ... | ... | ... | 38 | 20 | 58 |

| Professions | Europeans whites, mixed and coloured | | Africans | | Indo- Mauritians | | Other Indians | | Chinese | | Total | | Grand Total |
|---|--|-------|----------|-----|---------------------|-----|------------------|-----|---------|-----|-------|-------|----------------|
| | M. | F. | M. | F. | M. | F. | M. | F. | M. | F. | M. | F. | |
| CLASS III.—COMMERCIAL. | | | | | | | | | | | | | |
| Traders | 2 | ... | ... | ... | ... | ... | ... | ... | 4 | ... | 6 | ... | 6 |
| Total | 2 | ... | ... | ... | ... | ... | ... | ... | 4 | ... | 6 | ... | 6 |
| CLASS IV.—AGRICULTURAL. | | | | | | | | | | | | | |
| Cultivators | 181 | 12 | 1 | ... | ... | ... | 5 | ... | ... | ... | 187 | 12 | 199 |
| Gardeners | 64 | 3 | 13 | ... | ... | ... | 6 | ... | 2 | ... | 85 | 3 | 88 |
| Laborers | 87 | 103 | 6 | ... | 6 | 8 | 9 | 2 | ... | ... | 108 | 113 | 221 |
| Shepherds | 4 | ... | 1 | ... | ... | ... | ... | ... | ... | ... | 5 | ... | 5 |
| Watchmen | 6 | ... | ... | ... | ... | ... | ... | ... | ... | ... | 6 | ... | 6 |
| Totals | 342 | 118 | 21 | ... | 6 | 8 | 20 | 2 | 2 | ... | 391 | 128 | 519 |
| CLASS V.—INDUSTRIAL. | | | | | | | | | | | | | |
| Bakers | 2 | ... | ... | ... | ... | ... | ... | ... | ... | ... | 2 | ... | 2 |
| Basket makers | 1 | ... | ... | ... | ... | ... | ... | ... | ... | ... | 1 | ... | 1 |
| Blacksmiths | 1 | ... | ... | ... | ... | ... | ... | ... | ... | ... | 1 | ... | 1 |
| Brick layers | 4 | ... | ... | ... | ... | ... | ... | ... | ... | ... | 4 | ... | 4 |
| Carpenters | 24 | ... | ... | ... | ... | ... | ... | ... | ... | ... | 24 | ... | 24 |
| Fishermen | 337 | ... | 2 | ... | ... | ... | ... | ... | ... | ... | 339 | ... | 339 |
| Masons | 3 | ... | ... | ... | ... | ... | ... | ... | ... | ... | 3 | ... | 3 |
| Seampstresses | ... | 12 | ... | ... | ... | ... | ... | ... | ... | ... | ... | 12 | 12 |
| Shoemakers | 2 | ... | ... | ... | ... | ... | ... | ... | ... | ... | 2 | ... | 2 |
| Totals | 374 | 12 | 2 | ... | ... | ... | ... | ... | ... | ... | 376 | 12 | 388 |
| CLASS VI.—INDEFINITE AND NON-PRODUCTIVE. | | | | | | | | | | | | | |
| Proprietors | 15 | 2 | ... | ... | ... | ... | ... | ... | ... | ... | 15 | 2 | 17 |
| Not employed | 810 | 1,305 | 2 | 1 | 2 | 4 | 2 | 3 | ... | ... | 816 | 1,313 | 2,129 |
| Totals | 825 | 1,307 | 2 | 1 | 2 | 4 | 2 | 3 | ... | ... | 831 | 1,315 | 2,146 |
| Grand Totals... | 1,617 | 1,456 | 26 | 1 | 10 | 12 | 26 | 8 | 6 | ... | 1,685 | 1,477 | 3,162 |

INSTRUCTION.

Instruction.

209. The number of children returned as attending schools or receiving instruction privately was only 280, namely 144 males and 136 females. Reference to Appendix No. 23 will show the class-division to which they belonged. Of these, 271, viz : 139 males and 132 females were being educated at Government Schools whilst 9 viz : 5 males and 4 females were stated to be receiving private instruction.

Compared with
Census of 1891.

210. At the Census of 1891, only 146 children viz : 89 boys and 57 girls were being instructed in Government Schools and 16 viz : 12 boys and 4 girls received private instruction, so that this Census shows a considerable increase in the number receiving instruction over the previous Census.

211. But as there are no less than 872 children in the Island between the ages of 5 and 15 years the figures cannot, in my opinion, be deemed satisfactory and endeavour should be made to encourage, or, if necessary, enforce education.

212. The remaining Islands forming part of the Government of Mauritius are :

DIEGO GARCIA, which includes numerous smaller Islets, had a population of 526 viz 324 males and 202 females.

AGALEGA, consisting of two Islands with a population of 372 viz 223 males and 149 females.

PEROS BANHOS GROUP, consisting of 27 small Islands with a population of 184 viz 111 males and 73 females.

COETIVY, with a population of 143 viz 75 males and 48 females.

SALOMON OR ONZE ISLANDS, with a population of 119 viz 69 males and 50 females.

SIX ISLANDS OR EGMONT, with an establishment of 117 viz 69 males and 48 females.

ST BRANDON GROUP, also called *Cargados Carayos*, consisting of numerous small Islets with a population of 87 viz 85 males and 2 females.

ST JUAN DE NOVA, also known as *Farquhar Isles* with a population of 75 viz 55 males and 20 females.

EAGLE ISLAND, with a population of 71 viz 16 males and 28 females.

213. These numerous Island Dependencies which might geographically be described as forming the Mauritius Archipelago, and which are engaged in producing oil or in fishing, can be classed together as the Minor Dependencies and their total population was 1,697 made up of 1077 males and 620 females. Observations thereupon.

214. Their population at the previous Censuses was as follows :

Population at previous Censuses.

| Year of Census | Males | Females | Total |
|----------------|-------|---------|-------|
| 1851 | 526 | 169 | 695 |
| 1861 | 662 | 214 | 876 |
| 1871 | 789 | 412 | 1,201 |
| 1881 | 950 | 500 | 1,450 |
| 1891 | 750 | 406 | 1,156 |

showing that there has been an increase in the ten years 1891-1901 of 541 persons viz 327 males and 214 females.

215. All these Islands, with the exception of Rodrigues, belong to different proprietors who are engaged in producing cocoanut oil and in fish curing and the population is recruited under agreement either from Mauritius or from the Seychelles. On their trade.

Condition of labourers.

216. The labourers therefore are residents in the sense of peopling these Islands under engagement only but many elect to renew their contracts time after time, preferring the regular work and the good and plentiful supply of food, always at hand, to the struggle for existence which is the lot of the daily labourer at Mauritius.

217. The question, therefore, of the decrease or increase in the population is dependent on their employment and not on natural causes.

218. In studying the Tables concerning these minor Dependencies, it must also be borne in mind, that the bulk of their population consists of people, included in the ages, capable of working as labourers.

THE SEYCHELLES ARCHIPELAGO.

Dependency of Seychelles.

219. I have not referred to the Seychelles in the Dependencies of Mauritius as the Census of that important Archipelago has been taken by an independent Commissioner.

Their Government.

220. But although these Islands enjoy a separate Government under an Administrator with Executive and Legislative Councils and have separate taxation and Customs dues, they are under Your Excellency's authority as Governor of Mauritius; therefore, a slight account of the results of the Census may, with advantage, be included in this report.

Population.

221. From a table of the results of the Census kindly forwarded by the Administrator Mr. E. B. Sweet Escott C.M.G., for my information, I have extracted the following particulars.

222. The total population of the Archipelago on the 1st. April was found to be 19,258 persons, made up of 9,825 males and 9,433 females.

223. The population was divided into two groups :

(a) General Population.

(b) African „

and the numbers under each group and the sexes were as follows :

POPULATION OF THE SEYCHELLES ARCHIPELAGO.

| General Population | | | African Population | | | Total | | Grand Total |
|--------------------|---------|--------|--------------------|---------|-------|-------|---------|-------------|
| Males | Females | Total | Males | Females | Total | Males | Females | |
| 9,108 | 8,897 | 18,005 | 717 | 536 | 1,253 | 9,825 | 9,433 | 19,258 |

224. In the General population are included 110 Chinese and 435 Indians, the Chinese belong to the male sex and a large proportion of the Indians.

Population of different Islands of Archipelago.

225. Mahé is the name of the principal Island, and Victoria, the capital situated on it. The population as divided among the very numerous Islands can best be seen by reference to the following Table :

Population of the different Islands of the Seychelles Archipelago.

| Islands. | General Population. | | | African Population | | | Grand Total | |
|------------------------------------|---------------------|---------|--------|--------------------|---------|-------|-------------|--|
| | Males | Females | Total | Males | Females | Total | | |
| Island of Mahé | 7,037 | 7,195 | 14,232 | 566 | 453 | 1,019 | 15,251 | |
| Cerf Island | 33 | 25 | 58 | 2 | 1 | 3 | 61 | |
| Long Island | 4 | 3 | 7 | ... | ... | ... | 7 | |
| Round Island | 1 | ... | 1 | ... | ... | ... | 1 | |
| Moyenne Island | 4 | 3 | 7 | ... | ... | ... | 7 | |
| Ste Anne Island | 31 | 28 | 59 | 5 | 1 | 6 | 65 | |
| Conception | 4 | ... | 4 | ... | ... | ... | 4 | |
| Thérèse Island | 1 | 5 | 6 | ... | ... | ... | 6 | |
| Ile Sud Est | ... | 2 | 2 | ... | ... | ... | 2 | |
| Ile Anonyme | 3 | 8 | 11 | ... | ... | ... | 11 | |
| Silhouette Island | 180 | 141 | 321 | 33 | 16 | 49 | 370 | Adjacent Islets to Mahé most of them helping to form the magnificent Bay on which the capital is situated. |
| Praslin Island | 819 | 755 | 1,574 | 26 | 21 | 47 | 1,621 | Distant from Mahé. |
| Round Island (near Praslin) | 14 | 7 | 21 | 5 | 2 | 7 | 28 | 27 miles |
| Curieuse Island | 7 | 4 | 11 | ... | ... | ... | 11 | 25 " |
| La Digue Island | 536 | 481 | 1,017 | 34 | 23 | 57 | 1,074 | 30 " |
| Félicité Island | 12 | 6 | 18 | 6 | 3 | 9 | 27 | 30 " |
| Cousin Island | 2 | 3 | 5 | ... | ... | ... | 5 | |
| Cousine Island | 2 | 1 | 3 | ... | ... | ... | 3 | |
| Two Sisters Islands | 21 | 13 | 34 | 1 | 1 | 2 | 36 | 35 " |
| Aride Island | 5 | 2 | 7 | ... | ... | ... | 7 | 32½ " |
| Marianne Island | 17 | 4 | 21 | 2 | ... | 2 | 23 | |
| Frigate Island | 17 | 13 | 30 | 3 | 1 | 4 | 34 | 32½ " |
| North Island | 43 | 34 | 77 | 1 | 1 | 2 | 79 | 29 " |
| Egle or Remise Island | 60 | 26 | 86 | 5 | ... | 5 | 91 | 136½ " |
| Bird or Sea Cow Island | 75 | 43 | 118 | 6 | 2 | 8 | 126 | 60 " |
| Poivre Island | 20 | 10 | 30 | 1 | 1 | 2 | 32 | 152½ " |
| St Joseph Island | 9 | 6 | 15 | 2 | ... | 2 | 17 | 141 " |
| Daros Island | 11 | 7 | 18 | ... | ... | ... | 18 | 146 " |
| Flat Island | 47 | 12 | 59 | 3 | 3 | 6 | 65 | 65 " |
| Denis Island | 19 | 13 | 32 | 2 | ... | 2 | 34 | 55 " |
| Aldabra Group | 7 | 6 | 13 | ... | ... | ... | 13 | 600 " |
| Astore | 12 | 9 | 21 | 4 | 4 | 8 | 29 | 564 " |
| Cosmoledo | 10 | 7 | 17 | 4 | 1 | 5 | 22 | 552 " |
| Des Roches | 11 | 4 | 15 | 2 | 1 | 3 | 18 | 134 " |
| Alphonse | 4 | 3 | 7 | 3 | 1 | 4 | 11 | 227 " |
| Providence | 16 | 12 | 28 | 1 | ... | 1 | 29 | 773 " |
| Marie Louise | 14 | 6 | 20 | ... | ... | ... | 20 | 167 " |
| Totals | 9,108 | 8,897 | 18,005 | 717 | 536 | 1,253 | 19,258 | |

Situation of said Islands.

226. These Islands, excepting those bracketed as adjacent to Mahé, are situated at various distances from the principal Island. Many of them include numerous smaller Islets and there are many others also which have no resident population but are visited during certain seasons of the year for fishing and birds' eggs.

Productions of the Seychelles.

227. Unlike Mauritius in which sugar cane growing is the principal (if not the only) production, the Seychelles group does not possess a single sugar factory or Estate, the staple productions being Cocoa nuts and Vanilla, the latter, most successfully introduced and cultivated, has brought the Island into a highly prosperous condition.

Population compared with previous Censuses.

228. The population, as compared with previous Censuses, will be seen by reference to the following table. Its rapid increase is due almost entirely to an excess of birth over death-rates, the birth-rate averaging 32 as against 14.5 deaths per thousand.

Population of Seychelles at the Several Censuses.

| Year of Census | Males | Females | Total |
|----------------|-------|---------|--------|
| 1851 | 3,626 | 3,185 | 6,811 |
| 1861 | 3,567 | 3,719 | 7,486 |
| 1871 | 5,793 | 5,289 | 11,082 |
| 1881 | 7,179 | 6,902 | 14,082 |
| 1891 | 8,302 | 8,138 | 16,440 |

The above closes all my remarks on the statistics of the Census, it remains for me, therefore, before closing this Report, to deal with the manner of taking the Census.

MANNER OF TAKING THE CENSUS.

Divisions of Mauritius for Census purposes.

229. For the purposes of taking the Census, the Districts of Mauritius were divided up into Sections as follows:—

| Nos. | Districts | No. of Sections | Total |
|------|-------------------------------|-------------------------|-------|
| 1 | Port Louis | Nos. 1 to 50 inclusive. | 50 |
| 2 | Pamplemousses, Lower | " 51 to 57 " | 7 |
| 3 | " Upper | " 58 to 61 " | 4 |
| 4 | Rivière du Rempart | " 62 to 65 " | 4 |
| 5 | Flacq, Upper | " 66 to 67 " | 2 |
| 6 | " Lower | " 68 to 71 " | 4 |
| 7 | Grand Port, Lower | " 72, 73, 76 & 77 " | 4 |
| 8 | " Upper | " 74, 75 & 78 " | 3 |
| 9 | Savanne, Upper | " 79 to 81 " | 3 |
| 10 | " Lower | " 82 to 83 " | 2 |
| 11 | Black River, Lower | " 84 to 87 " | 4 |
| 12 | " Upper | " 88 to 90 " | 3 |
| 13 | Plaines Wilhems, Lower | " 91 to 96 " | 6 |
| 14 | " Upper | " 97 to 101 " | 5 |
| 15 | Moka | " 102 to 107 " | 6 |
| | | | 107 |

230. The boundaries of each of these sections are given in Appendix No. 26 and from the above table it will be seen that in the Districts of:—

- (a) Pamplemousses.
- (b) Flacq.
- (c) Grand Port.
- (d) Savanne.
- (e) Black River.
- (f) Plaines Wilhems.

it was necessary to appoint two Superintendents.

231. Each of the Superintendents was supplied with a photo-map of his District together with a copy of the boundaries of the District and the separate sections it contained. It was his duty to make himself thoroughly acquainted with his District and to consult with the Superintendents of adjoining Districts, so as to avoid double enumeration and prevent any confusion of localities and boundary lines. Boundaries of
Census Districts.

232. To each of the fifteen Districts, enumerators and sub-enumerators were appointed according to its requirements, these were allotted various sections or parts of sections, and the staff employed on the day of taking the Census will be seen by reference to the following tabular statement :— Staff required.

CENSUS STAFF.

Head Office ... { One Census Commissioner.
One Clerk and Office Superintendent.
One Messenger.

| Nos. | Districts | Number of Superintendents | Number of Enumerators | Number of Sub-Enumerators | Total |
|------|-------------------------|---------------------------|-----------------------|---------------------------|-------|
| 1 | Port Louis ... | 1 | 41 | 16 | 88 |
| 2 | Pamplemousses, Upper... | 1 | 4 | 8 | 13 |
| 3 | „ Lower... | 1 | 7 | 14 | 22 |
| 4 | Rivière du Rempart ... | 1 | 4 | 8 | 13 |
| 5 | Flacq, Upper ... | 1 | 3 | 16 | 20 |
| 6 | „ Lower ... | 1 | 3 | 18 | 22 |
| 7 | Grand Port, Upper ... | 1 | 3 | 14 | 18 |
| 8 | „ Lower ... | 1 | 4 | 24 | 29 |
| 9 | Savanne, Upper... | 1 | 3 | 9 | 13 |
| 10 | „ Lower... | 1 | 2 | 10 | 13 |
| 11 | Black River, Upper ... | 1 | 5 | 21 | 27 |
| 12 | „ Lower ... | 1 | 6 | 21 | 28 |
| 13 | Plaines Wilhems, Upper. | 1 | 3 | 6 | 10 |
| 14 | „ Lower. | 1 | 4 | 3 | 8 |
| 15 | Moka ... | 1 | 6 | 21 | 28 |
| | Totals... | 15 | 98 | 239 | 352 |
| | Head office ... | ... | ... | ... | 3 |
| | Grand Total... | ... | ... | ... | 355 |

233. The Census of the Military and other residents in the different Barracks, by the courtesy of the Officer Commanding the troops, was taken by the Military Authorities, the Schedules being filled in and sent to me for the compilation of the Statistics, but those of the Military who occupied private houses (comprising nearly all the officers and their families, and a large number of non-commissioned officers and their families) were taken by the Superintendents of the Districts in which they resided. Census of Military.

CENSUS OF POPULATION ON ESTATES.

234. The Ordinance provided that the Schedules of the residents on Sugar Estates were to be filled in by the Accountants or Managers of such Estates, and, in order to avoid any difficulty, each Superintendent placed himself in communication with the owners or managers of the Estates in his District, explained to them the law and obtained satisfactory promises that the work would be done. Census of Sugar
Estates.

235. These promises were forthcoming at first, but at the last moment, when the Schedules were sent to the Estates, and the arduous nature of the work required became apparent, unexpected difficulties arose; the Managers, in several cases, refused to fill up the forms, sending them back "en bloc", while in other instances they refused to receive delivery of them at all.

236. As the population of these Sugar Estates numbered some one hundred thousand persons (100,000), this refusal was a most serious one, and had the Accountants and Managers insisted in their determination not to fill in the returns their action would have resulted in the Census being a complete failure.

237. It was a matter of great anxiety to myself since it was only at the very last moment that I succeeded in prevailing upon them to do the work.

238. That the owners of the Estates could be prosecuted for non-compliance with the Ordinance after putting the law in force, was undeniable, but that step would not have advanced the Census one iota, and I spent several anxious days going from one Estate to another, happily succeeding in every case in smoothing over the difficulties where my Superintendents had been obdurately refused.

239. A small honorarium of Rs. 10 was given to each book keeper or Accountant on the Estate whose returns exceeded five hundred names, an amount, I am bound to say, quite inadequate when considering the work they had to perform.

GENERAL OBSERVATIONS.

General observations on results of Census.

240. The deductions that can be drawn from the Statistics of this Census are :—

- a. That the population of Mauritius, but for the arrival of Immigrant Indians, shows a tendency to decrease instead of to increase.
- b. That this decrease is entirely in the Class-division of Europeans, whites, mixed and coloured and not in the Indian population.
- c. That the Indian population is consequently increasing steadily over the other class-divisions.
- d. That the sales of lands in small lots (*morcellement of Estates*) has increased and that the Indian community alone take up these allotments and are consequently becoming the most numerous landed proprietors.
- e. That the struggle for existence on the part of that class of the population known as the poorer creole or Mauritian has become keener, and that the numbers endeavouring to earn a living in ordinary trades, or as craftsmen in their lower branches, and clerks, are in excess of local requirements.

CONCLUSION.

Conclusions.

241. It only remains for me to record my sincere thanks and obligation to all the Superintendents, Enumerators and the Officers engaged in compiling the Statistics who so ably assisted me in taking this Census. With but few exceptions, they worked most conscientiously and loyally, and endeavoured to advance the objects desired to be attained by every means at their command.

242. My thanks are also due to very many of the General population who assisted the officers by cheerfully giving them information and by helping their neighbours and friends in filling in the necessary Schedules.

Difficulty of the work.

243. In a Colony like Mauritius, containing such a large proportion of Indians, many thousands of whom are unable to speak, let alone write, a European language, the difficulties in obtaining the information required in the Schedules can be easily understood, and, but for the cooperation and assistance of their employers and neighbours and the enumerators themselves, this information would only have been obtained by a much greater expenditure than has been incurred.

Assistance received.

244. With regard to the Enumeration on the Sugar Estates, after the initial difficulty, to which I have referred in an earlier part of this Report, had been arranged, I received the most cordial assistance from the proprietors, managers and accountants; and, when it is borne in mind that, at the present day, such establishments have to be worked on the most economical lines, the extra work required for the enumeration of a large number of Indians, with particulars of their Religions, Ages, Families and origin, was a heavy additional work to their ordinary duties.

245. That a certain number of Indians may have escaped enumeration is not improbable ; their habits of isolation in many instances, the difficulties of obtaining information from their womenkind, especially those who live nefarious lives, and a fear that there was something more than enumeration at the back of the Census work, undoubtedly had its effect ; but, all that could be done was done by the Census Officers to reduce, to as small a minimum as possible, any such evasions. Possible omissions

EXPENDITURE.

246. The sum voted for the work of the Census was Rs. 50,000 being the same amount as was voted at the Censuses of 1881 and 1891, and, without any reduction in the allowances or emoluments paid to the officers as compared with those previous Censuses, I am pleased to be able to report that a considerable saving has been effected on the vote. Cost of Census.

247. This saving is all the more satisfactory when it is remembered that the enumerators had some 24,000 more Indians to enumerate than at the last Census. These figures representing the lesser number now employed on Sugar Estates and who consequently had to be enumerated by the Census Officers instead of by the Accountants on Estates.

248. My work as Census Commissioner brought me into personal contact with all classes of the inhabitants, and has given me an insight into their conditions of life in its various phases, and the information thus obtained, I have endeavoured, in this report, to place before Your Excellency in a manner that I trust may be of use and interest not only to the Government but to the community at large. Finis.

I have the honour to be,

Your Excellency's

most obedient and humble servant.

G. A. BANBURY.

Registrar General
and Census Commissioner.

ANNEXURES TO REPORT.

APPENDIX No. 1

POPULATION OF MAURITIUS ACCORDING TO THE CENSUSES OF 1846, 1851, 1861, 1871, 1881, AND 1891.

| DISTRICTS | 1846 | | | | | | | | |
|-------------------------------------|-------------------|--------|---------|--------------------|--------|---------|---------|---------|-------------|
| | Indian population | | | General population | | | Total | | Grand Total |
| | M | F | Total | M | F | Total | M | F | |
| Port Louis | 5,664 | 467 | 6,131 | 20,798 | 18,283 | 39,081 | 26,462 | 18,750 | 45,212 |
| Pamplemousses | 10,143 | 1,764 | 11,907 | 9,387 | 7,521 | 16,908 | 19,530 | 9,285 | 28,815 |
| Rivière du Rempart | 8,055 | 1,448 | 9,503 | 3,054 | 2,504 | 5,558 | 11,109 | 3,952 | 15,061 |
| Flacq | 7,791 | 1,201 | 8,992 | 5,665 | 4,525 | 10,190 | 13,456 | 5,726 | 19,182 |
| Grand Port | 5,559 | 885 | 6,444 | 5,637 | 4,675 | 10,312 | 11,196 | 5,560 | 16,756 |
| Savanne | 4,297 | 606 | 4,903 | 2,338 | 1,919 | 4,257 | 6,635 | 2,525 | 9,160 |
| Black River | 2,014 | 261 | 2,275 | 2,532 | 2,024 | 4,556 | 4,546 | 2,285 | 6,831 |
| Plaines Wilhems | 4,697 | 610 | 5,307 | 4,168 | 3,309 | 7,477 | 8,865 | 3,919 | 12,784 |
| Moka | 715 | 68 | 783 | 2,084 | 1,794 | 3,878 | 2,799 | 1,862 | 4,661 |
| Resident population | 48,935 | 7,310 | 56,245 | 55,653 | 46,554 | 102,217 | 104,598 | 53,864 | 158,462 |
| Military | ... | ... | ... | 1,801 | ... | 1,801 | 1,801 | ... | 1,801 |
| Shipping not belonging to Mauritius | ... | ... | ... | 826 | ... | 826 | 826 | ... | 826 |
| Total population | 48,935 | 7,310 | 56,245 | 58,290 | 46,554 | 104,844 | 107,225 | 53,864 | 161,089 |
| 1851 | | | | | | | | | |
| Port Louis | 8,989 | 1,834 | 10,823 | 20,259 | 18,827 | 39,086 | 29,248 | 20,661 | 49,909 |
| Pamplemousses | 12,949 | 2,839 | 15,788 | 8,873 | 7,375 | 16,248 | 21,822 | 10,214 | 32,036 |
| Rivière du Rempart | 8,732 | 1,954 | 10,686 | 2,899 | 2,445 | 5,344 | 11,631 | 4,399 | 16,030 |
| Flacq | 11,133 | 2,455 | 13,588 | 5,792 | 4,806 | 10,598 | 16,925 | 7,261 | 24,186 |
| Grand Port | 7,182 | 1,549 | 8,731 | 5,618 | 4,733 | 10,351 | 12,800 | 6,282 | 19,082 |
| Savanne | 4,581 | 936 | 5,517 | 2,358 | 1,996 | 4,354 | 6,939 | 2,932 | 9,871 |
| Black River | 4,106 | 888 | 4,994 | 2,791 | 2,306 | 5,097 | 6,897 | 3,194 | 10,091 |
| Plaines Wilhems | 5,157 | 981 | 6,138 | 4,312 | 3,413 | 7,725 | 9,499 | 4,394 | 13,893 |
| Moka | 1,453 | 278 | 1,731 | 2,127 | 1,867 | 3,994 | 3,580 | 2,145 | 5,725 |
| Resident population | 61,282 | 13,714 | 77,996 | 55,059 | 47,768 | 102,827 | 119,341 | 61,482 | 180,823 |
| Military | ... | ... | ... | 1,315 | 209 | 1,524 | 1,315 | 209 | 1,524 |
| Shipping not belonging to Mauritius | ... | ... | ... | 1,159 | ... | 1,159 | 1,159 | ... | 1,159 |
| Total population | 61,282 | 13,714 | 77,996 | 57,533 | 47,977 | 105,510 | 121,815 | 61,691 | 183,506 |
| 1861 | | | | | | | | | |
| Port Louis | 20,621 | 6,943 | 27,564 | 24,890 | 21,674 | 46,564 | 45,511 | 28,617 | 74,128 |
| Pamplemousses | 26,726 | 8,608 | 35,334 | 8,678 | 9,586 | 18,264 | 35,404 | 18,194 | 53,598 |
| Rivière du Rempart | 10,443 | 4,018 | 14,461 | 2,511 | 2,356 | 4,867 | 12,957 | 6,374 | 19,331 |
| Flacq | 22,983 | 7,886 | 30,869 | 4,967 | 5,632 | 10,599 | 27,950 | 13,518 | 41,468 |
| Grand Port | 18,594 | 7,132 | 25,726 | 5,734 | 5,747 | 11,481 | 24,328 | 12,879 | 37,207 |
| Savanne | 11,441 | 3,946 | 15,387 | 2,993 | 2,646 | 5,639 | 14,434 | 6,592 | 21,026 |
| Black River | 7,822 | 2,945 | 10,767 | 3,592 | 2,812 | 6,404 | 11,414 | 5,757 | 17,171 |
| Plaines Wilhems | 14,396 | 6,193 | 20,589 | 4,336 | 3,095 | 7,431 | 18,732 | 9,288 | 28,020 |
| Moka | 8,589 | 3,348 | 11,937 | 3,270 | 2,497 | 5,767 | 11,859 | 5,845 | 17,704 |
| Shipping belonging to Mauritius | ... | ... | ... | 286 | 12 | 298 | 286 | 12 | 298 |
| Flat, Gabriel and Fouquet Islands | ... | ... | ... | 86 | 13 | 99 | 86 | 13 | 99 |
| Resident population | 141,615 | 51,019 | 192,634 | 61,346 | 56,070 | 117,416 | 202,961 | 107,089 | 310,050 |
| Military | ... | ... | ... | 2,105 | 245 | 2,350 | 2,105 | 245 | 2,350 |
| Shipping not belonging to Mauritius | ... | ... | ... | 1,044 | 18 | 1,062 | 1,044 | 18 | 1,062 |
| Total population | 141,615 | 51,019 | 192,634 | 64,495 | 56,333 | 120,828 | 206,110 | 107,352 | 313,462 |

APPENDIX No. 1.—CONTINUED

| DISTRICTS | 1871 | | | | | | | | |
|--------------------------------------|-------------------|--------|---------|--------------------|--------|---------|---------|---------|-------------|
| | Indian population | | | General population | | | Total | | Grand Total |
| | M | F | Total | M | F | Total | M | F | |
| Port Louis | 17,791 | 9,096 | 26,887 | 18,236 | 17,892 | 36,128 | 36,027 | 26,988 | 63,015 |
| Pamplemousses | 20,006 | 10,930 | 30,936 | 6,342 | 5,700 | 12,042 | 26,318 | 16,630 | 42,978 |
| Rivière du Rempart | 10,793 | 5,502 | 16,295 | 2,072 | 1,875 | 8,947 | 12,865 | 7,377 | 20,242 |
| Flacq | 25,368 | 13,483 | 38,851 | 5,605 | 5,043 | 10,648 | 30,973 | 18,526 | 49,499 |
| Grand Port | 21,509 | 11,120 | 32,629 | 6,014 | 5,583 | 11,597 | 27,523 | 16,703 | 44,226 |
| Savanne | 11,400 | 7,474 | 21,874 | 2,996 | 2,573 | 5,569 | 17,396 | 10,047 | 27,443 |
| Black River | 5,437 | 2,695 | 8,132 | 2,052 | 1,813 | 3,865 | 7,489 | 4,508 | 11,997 |
| Plaines Wilhems | 16,057 | 8,581 | 24,638 | 5,471 | 5,038 | 10,509 | 21,528 | 13,619 | 35,147 |
| Moka | 10,386 | 5,565 | 15,951 | 2,803 | 2,482 | 5,285 | 13,189 | 8,047 | 21,236 |
| Shipping belonging to Mauritius. | 43 | 2 | 45 | 165 | 5 | 170 | 208 | 7 | 215 |
| Flat, Gabriel & Fouquet Islands... | 14 | 6 | 20 | 15 | 9 | 24 | 29 | 15 | 44 |
| Resident population | 141,804 | 74,454 | 216,258 | 51,771 | 48,013 | 99,784 | 193,575 | 122,467 | 316,042 |
| Military | ... | ... | ... | 564 | 142 | 706 | 564 | 142 | 706 |
| Shipping not belonging to Mauritius. | 48 | ... | 48 | 266 | 7 | 273 | 314 | 7 | 321 |
| Total population | 141,852 | 74,454 | 216,306 | 52,601 | 48,162 | 100,763 | 194,453 | 122,616 | 317,069 |

| DISTRICTS | 1881 | | | | | | | | |
|---|-------------------|--------|---------|--------------------|--------|---------|---------|---------|-------------|
| | Indian population | | | General population | | | Total | | Grand Total |
| | M | F | Total | M | F | Total | M | F | |
| Port Louis | 17,057 | 10,307 | 27,364 | 19,904 | 19,198 | 39,102 | 36,961 | 29,505 | 66,466 |
| Pamplemousses | 16,161 | 10,927 | 27,388 | 5,499 | 4,783 | 10,282 | 21,960 | 15,710 | 37,670 |
| Rivière du Rempart | 10,156 | 6,354 | 16,510 | 2,194 | 2,022 | 4,216 | 12,350 | 8,376 | 20,726 |
| Flacq | 27,079 | 17,500 | 44,579 | 5,995 | 5,448 | 11,443 | 33,074 | 22,948 | 56,022 |
| Grand Port | 24,175 | 15,772 | 39,947 | 6,817 | 6,218 | 13,035 | 30,992 | 21,990 | 52,982 |
| Savanne | 17,253 | 10,716 | 27,969 | 3,433 | 3,045 | 6,478 | 20,686 | 13,761 | 34,447 |
| Black River | 6,583 | 4,153 | 10,736 | 2,467 | 2,089 | 4,556 | 9,050 | 6,242 | 15,292 |
| Plaines Wilhems | 18,382 | 12,357 | 30,739 | 7,726 | 7,850 | 15,576 | 26,108 | 20,207 | 46,315 |
| Moka | 14,165 | 9,549 | 23,714 | 3,139 | 2,915 | 6,054 | 17,304 | 12,464 | 29,768 |
| Shipping belonging to Mauritius. | 31 | ... | 31 | 122 | 6 | 128 | 153 | 6 | 159 |
| Flat, Gabriel & Fouquet Islands. | 10 | 6 | 16 | 7 | 1 | 11 | 17 | 10 | 27 |
| Resident population | 151,352 | 97,641 | 248,993 | 57,303 | 53,578 | 110,881 | 208,655 | 151,219 | 359,874 |
| Military | ... | ... | ... | 380 | 56 | 436 | 380 | 56 | 436 |
| Shipping not belonging to Mauritius.... | 71 | ... | 71 | 454 | 12 | 466 | 525 | 12 | 537 |
| Total population | 151,423 | 97,641 | 249,064 | 58,137 | 53,646 | 111,783 | 209,560 | 151,287 | 360,847 |

| DISTRICTS | 1891 | | | | | | | | | | | |
|-------------------------------------|--------------------|--------|---------|-----------------|--------|---------|---------------|--------|--------|---------|---------|-------------|
| | General population | | | Indo-Mauritians | | | Other Indians | | | Total | | Grand Total |
| | M | F | Total | M | F | Total | M | F | Total | M | F | |
| Port Louis | 18,511 | 18,520 | 37,031 | 7,463 | 7,317 | 14,780 | 6,924 | 3,311 | 10,235 | 32,898 | 29,148 | *62,046 |
| Pamplemousses. | 4,757 | 4,123 | 8,880 | 9,800 | 9,090 | 18,890 | 7,199 | 3,578 | 10,777 | 21,756 | 16,791 | 38,547 |
| Rivière du Rempart | 2,488 | 2,195 | 4,683 | 5,952 | 5,736 | 11,688 | 5,185 | 2,595 | 7,780 | 13,625 | 10,526 | 24,151 |
| Flacq | 5,847 | 5,319 | 11,166 | 14,406 | 13,591 | 27,997 | 11,920 | 5,642 | 17,571 | 32,182 | 24,552 | 56,734 |
| Grand Port | 6,401 | 5,956 | 12,357 | 10,868 | 10,040 | 20,908 | 10,196 | 4,708 | 14,904 | 27,465 | 20,704 | 48,169 |
| Savanne | 3,833 | 3,355 | 7,188 | 7,986 | 7,455 | 15,441 | 8,457 | 3,891 | 12,348 | 20,276 | 14,701 | 34,977 |
| Black River | 2,654 | 2,322 | 4,976 | 3,396 | 3,261 | 6,657 | 2,722 | 1,343 | 4,065 | 8,772 | 6,926 | 15,698 |
| Plaines Wilhems. | 10,694 | 11,138 | 21,832 | 11,987 | 11,447 | 23,434 | 8,167 | 4,158 | 12,325 | 30,848 | 26,743 | 57,591 |
| Moka | 3,275 | 3,201 | 6,476 | 8,793 | 8,001 | 16,794 | 6,025 | 3,257 | 9,282 | 18,093 | 14,459 | 32,552 |
| Shipping belonging to Mauritius | 79 | ... | 79 | 2 | ... | 2 | 42 | ... | 42 | 123 | ... | 123 |
| Resident population | 58,539 | 56,129 | 114,668 | 80,653 | 75,938 | 156,591 | 66,846 | 32,483 | 99,329 | 206,038 | 164,550 | 370,588 |
| Military | 721 | ... | 721 | ... | ... | ... | ... | ... | ... | 721 | ... | 721 |
| Shipping not belonging to Mauritius | 248 | 2 | 250 | ... | ... | ... | 96 | ... | 96 | 344 | 2 | 346 |
| Total population | 59,508 | 56,131 | 115,639 | 80,653 | 75,938 | 156,591 | 66,942 | 32,483 | 99,425 | 207,103 | 164,552 | 371,655 |

* Including Flat and Gabriel Islands

† Including Fouquet Island.

APPENDIX No. 2

RESIDENT POPULATION OF EACH DIVISION OF THE ISLAND OF MAURITIUS AS RETURNED ON
THE DAY OF THE CENSUS.

1901.

| DISTRICTS. | Europeans, whites, mixed and coloured. | | | Africans | | | Indo-Mauritians | | | Other Indians | | | Chinese | | | Total | | Grand Total |
|---------------------------|---|--------|---------|----------|-----|-----|-----------------|--------|---------|---------------|--------|--------|---------|-------|-------|---------|---------|----------------|
| | M | F | T | M | F | T | M | F | T | M | F | T | M | F | T | M | F | |
| | Port Louis | 14,469 | 15,695 | 30,164 | 136 | 47 | 183 | 7,774 | 7,598 | 15,372 | 3,947 | 1,648 | 5,595 | 1,404 | 22 | 1,426 | 27,730 | |
| St. Pierre et Miquelon | 3,890 | 3,649 | 7,539 | 63 | 21 | 84 | 13,036 | 12,059 | 25,095 | 3,991 | 2,059 | 6,050 | 247 | 2 | 249 | 21,227 | 17,790 | 39,017 |
| Fort de France | 2,433 | 2,227 | 4,660 | 11 | 2 | 13 | 8,115 | 7,746 | 15,861 | 3,975 | 2,038 | 6,013 | 126 | 6 | 132 | 14,660 | 12,019 | 26,679 |
| | 5,170 | 5,037 | 10,207 | 8 | | 8 | 17,894 | 16,446 | 34,340 | 6,797 | 3,545 | 10,342 | 287 | 4 | 291 | 30,156 | 25,032 | 55,188 |
| Grand Port . . | 6,158 | 6,148 | 12,306 | 11 | 1 | 12 | 14,688 | 13,195 | 27,883 | 6,111 | 2,968 | 9,079 | 287 | 1 | 288 | 27,255 | 22,313 | 49,568 |
| Savanne | 3,420 | 3,280 | 6,700 | 15 | 3 | 18 | 10,429 | 9,879 | 20,308 | 5,189 | 2,445 | 7,634 | 209 | 7 | 216 | 19,262 | 15,614 | 34,876 |
| Black River ... | 2,388 | 2,160 | 4,548 | 34 | 15 | 49 | 3,944 | 3,571 | 7,515 | 1,207 | 630 | 1,837 | 112 | 2 | 114 | 7,685 | 6,378 | 14,063 |
| Plaines Wilhems .. | 11,979 | 14,083 | 26,062 | 43 | 8 | 51 | 15,455 | 14,543 | 29,998 | 4,516 | 2,403 | 6,919 | 593 | 11 | 604 | 32,586 | 31,048 | 63,634 |
| Moka | 2,762 | 3,048 | 5,810 | 11 | 3 | 14 | 11,635 | 10,871 | 22,506 | 4,397 | 2,742 | 6,739 | 186 | 3 | 189 | 18,991 | 16,267 | 35,258 |
| Total | 52,669 | 55,327 | 107,996 | 332 | 100 | 432 | 102,970 | 95,908 | 198,878 | 40,130 | 20,078 | 60,208 | 3,451 | 58 | 3,509 | 199,552 | 171,171 | 371,023 |

APPENDIX No. 3

POPULATION OF EACH DIVISION OF PORT LOUIS.

| DISTRICT. | Sections. | Europeans, whites, mixed and coloured | | Africans | | Indo Mauritiens | | Other Indians | | Chinese | | Total | | Gr To |
|------------|----------------------------|---------------------------------------|--------|----------|----|-----------------|-------|---------------|-------|---------|----|--------|--------|----------|
| | | M | F | M | F | M | F | M | F | M | F | M | F | |
| Port Louis | 1 Pieter Both | 26 | 27 | | | 108 | 410 | 123 | 54 | | | 570 | 491 | 1 |
| | 2 Vallée des Petites | 93 | 102 | 2 | | 538 | 180 | 101 | 65 | 9 | | 740 | 637 | 1 |
| | 3 Sainte Croix | 138 | 122 | 6 | 1 | 84 | 73 | 17 | 10 | 7 | | 352 | 346 | |
| | 4 Champ Ville | 183 | 158 | 1 | 1 | 39 | 60 | 8 | 18 | 13 | | 334 | 237 | |
| | 5 Briqueterie | 254 | 173 | 1 | 1 | 75 | 96 | 30 | 15 | 6 | | 361 | 382 | |
| | 6 Roche Boile | 355 | 311 | 12 | | 205 | 219 | 131 | 67 | 20 | | 703 | 597 | 1 |
| | 7 Mer Rouge | 128 | 95 | 9 | 9 | 197 | 189 | 85 | 54 | 8 | | 427 | 347 | |
| | 8 Fanfaron | 264 | 293 | 1 | 3 | 212 | 200 | 70 | 58 | 15 | 1 | 562 | 555 | |
| | 9 Camp Yoloff | 391 | 272 | 4 | 1 | 148 | 115 | 54 | 28 | 7 | | 514 | 446 | |
| | 10 St. François Xavier | 448 | 582 | 3 | 1 | 110 | 133 | 32 | 25 | 16 | | 609 | 744 | |
| | 11 Jardin Despeaux | 630 | 684 | | | 117 | 109 | 21 | 11 | 18 | | 786 | 804 | |
| | 12 Camp des Lascars | 156 | 169 | | | 6 | 6 | | | 2 | | 164 | 175 | |
| | 13 Boulevard Victoria | 324 | 323 | | | 116 | 115 | 5 | 8 | 6 | | 458 | 446 | 90 |
| | 14 Vallée Pitot | 56 | 62 | | | 180 | 163 | 1 | 22 | 4 | | 281 | 247 | 5 |
| | 15 Vallée du Ponce | 105 | 74 | | | 155 | 134 | 35 | 12 | 3 | | 296 | 250 | 5 |
| | 16 Champ de Lort | 165 | 116 | | | 12 | 10 | 14 | 9 | 3 | | 135 | 129 | |
| | 17 Signal Mountain | 82 | 82 | | | 8 | 2 | | | | | 91 | 84 | |
| | 18 Plaine Lauzun | 615 | 642 | 5 | 1 | 281 | 290 | 37 | 21 | 21 | | 989 | 954 | |
| | 19 Grande Rivière | 124 | 119 | 1 | | 169 | 158 | 13 | 21 | 7 | | 311 | 301 | |
| | 20 Cassis | 282 | 304 | 20 | 1 | 75 | 83 | 30 | 31 | 2 | | 411 | 432 | |
| | 21 Caudan | 297 | 278 | 5 | | 277 | 268 | 107 | 93 | 15 | | 791 | 639 | |
| | 22 Pont Bourgeois | 503 | 526 | 8 | 3 | 163 | 175 | 51 | 23 | 36 | 1 | 758 | 728 | |
| | 23 La Butte | 627 | 670 | 3 | 1 | 149 | 113 | 10 | 28 | 43 | | 832 | 812 | |
| | 24 Armoury | 416 | 513 | 1 | | 3 | 5 | 3 | 2 | 14 | | 437 | 520 | |
| | 25 Madame street | 469 | 568 | | | 50 | 35 | 1 | 1 | 20 | | 540 | 604 | |
| | 26 Labourdonnais Street | 418 | 491 | | | 97 | 99 | 11 | 19 | 11 | | 570 | 609 | |
| | 27 Boulevard Rivaltz | 190 | 236 | 3 | | 51 | 61 | 11 | 8 | 6 | | 264 | 305 | 569 |
| | 28 Collège | 414 | 548 | 2 | 2 | 158 | 116 | 75 | 23 | 24 | | 673 | 689 | 1,362 |
| | 29 Immaculée Conception | 479 | 564 | 1 | 1 | 79 | 98 | 24 | 17 | 12 | | 598 | 680 | 1,278 |
| | 30 Barracks | 358 | 331 | | | 211 | 170 | 80 | 51 | 33 | 1 | 682 | 556 | 1,238 |
| | 31 Chaussée | 22 | 21 | | | 1 | 2 | 7 | 3 | 15 | | 48 | 26 | 74 |
| | 32 Place d'Armes | 63 | 55 | 2 | | 28 | 18 | 4 | | 31 | | 128 | 73 | 201 |
| | 33 St. James | 559 | 559 | | | 286 | 128 | 119 | 36 | 4 | | 998 | 723 | 1,721 |
| | 34 Champ de Mars | 313 | 371 | 1 | | 120 | 112 | 51 | 13 | 10 | | 508 | 499 | 1,007 |
| | 35 La Cathédrale | 367 | 489 | | | 56 | 58 | 12 | 7 | 15 | 1 | 450 | 546 | 996 |
| | 36 Théâtre | 293 | 315 | | | 159 | 179 | 113 | 16 | 29 | | 594 | 540 | 1,134 |
| | 37 La Mosquée | 51 | 37 | 1 | | 366 | 425 | 291 | 113 | 115 | 3 | 930 | 578 | 1,508 |
| | 38 Bazaar | 1 | 2 | | | 51 | 58 | 134 | 32 | 58 | | 247 | 92 | 339 |
| | 39 Customs | 29 | 12 | | | 50 | 43 | 219 | 51 | | | 298 | 106 | 404 |
| | 40 La Glissoire | 63 | 47 | | | 195 | 173 | 242 | 112 | 49 | | 549 | 332 | 881 |
| | 41 Limites | 276 | 345 | 1 | 1 | 300 | 545 | 157 | 194 | 470 | 6 | 1,711 | 1,095 | 2,806 |
| | 42 Pied de Citadelle | 323 | 657 | | | 165 | 199 | 57 | 18 | 66 | 1 | 811 | 875 | 1,686 |
| | 43 Citadelle | 397 | 466 | | | 85 | 90 | 22 | 10 | 7 | | 511 | 566 | 1,077 |
| | 44 Ghon | 17 | 29 | 1 | | 139 | 150 | 5 | 2 | 8 | | 326 | 352 | 678 |
| | 45 Lapotaire | 62 | 7 | 1 | | 23 | 40 | 2 | 2 | | | 89 | 112 | 201 |
| | 46 Camp Malabar | 138 | 303 | 2 | | 260 | 229 | 32 | 13 | 3 | | 724 | 635 | 1,359 |
| | 47 Route des Famplemousses | 322 | 451 | 1 | 1 | 185 | 175 | 31 | 17 | 26 | 3 | 568 | 650 | 1,218 |
| | 48 Plaine Verte | 272 | 341 | 1 | | 77 | 78 | 42 | 23 | 11 | 1 | 403 | 444 | 847 |
| | 49 La Paix street | 1 011 | 1 191 | 5 | 2 | 621 | 691 | 248 | 118 | 86 | 4 | 1 974 | 2 012 | 3 986 |
| | 50 Harbour | 246 | 3 | 1 | | 1 | | 320 | 5 | 20 | | 591 | 8 | 599 |
| | Grand Total | 14 409 | 15 025 | 15 | 17 | 7 114 | 7 763 | 3 947 | 1 618 | 1 104 | 22 | 27 730 | 25 010 | 52 740 |

APPENDIX No. 4

POPULATION OF EACH DIVISION AND SUB-DIVISION OF THE RURAL DISTRICTS INCLUDING SUGAR ESTATES.

| DISTRICT | Sections | Division of Sections | Europeans, whites, mixed and coloured | | Africans | | Indo-Mauritians | | Other Indians | | Chinese | | Total. | | G. Td | |
|---------------|----------------------------|----------------------|---------------------------------------|-----|----------|-------|-----------------|-------|---------------|-----|---------|-------|--------|-------|-------|--|
| | | | M | F | M | F | M | F | M | F | M | F | M | F | | |
| | | | | | | | | | | | | | | | | |
| Pamplemousses | 51 | HAMLETS &c.— | | | | | | | | | | | | | | |
| | | Ruisseau Rose | 107 | 97 | ... | ... | 207 | 219 | 73 | 29 | 5 | ... | 392 | 345 | | |
| | | Pamplemousses | 11 | 5 | ... | ... | 549 | 522 | 115 | 82 | 4 | ... | 679 | 609 | | |
| | | Long Mountain | 57 | 70 | 1 | ... | 132 | 118 | 31 | 18 | 4 | ... | 225 | 206 | | |
| | | Camp Lafenêtre | 6 | 5 | ... | ... | 44 | 34 | 12 | 4 | ... | ... | 62 | 43 | | |
| | | Crève Cœur | 67 | 63 | ... | ... | 501 | 452 | 97 | 48 | 4 | ... | 669 | 563 | | |
| | | Total | 248 | 240 | 1 | ... | 1,433 | 1,345 | 328 | 181 | 17 | ... | 2,027 | 1,766 | 3 | |
| | | SUGAR ESTATES.— | | | | | | | | | | | | | | |
| | | L'Amitie | 18 | 9 | ... | ... | ... | ... | 4 | 20 | 2 | ... | 24 | 29 | | |
| | | Grand Total | 266 | 249 | 1 | ... | 1,433 | 1,345 | 332 | 201 | 19 | ... | 2,051 | 1,795 | 3,8 | |
| | | 52 | HAMLETS &c.— | | | | | | | | | | | | | |
| | | Lower Pamplemousses | 197 | 172 | ... | ... | 330 | 306 | 85 | 48 | 2 | ... | 614 | 526 | 1,1 | |
| | | do. Long Mountain | 302 | 286 | 1 | ... | 744 | 627 | 172 | 124 | 22 | ... | 1,241 | 1,037 | 2,2 | |
| | | Total | 499 | 458 | 1 | ... | 1,074 | 933 | 257 | 172 | 24 | ... | 1,855 | 1,563 | 3,41 | |
| | | 53 | HAMLETS &c.— | | | | | | | | | | | | | |
| | Terre Rouge | 623 | 564 | 3 | ... | 693 | 610 | 150 | 56 | 42 | 1 | 1,511 | 1,231 | 2,742 | | |
| | 54 | HAMLETS &c. | | | | | | | | | | | | | | |
| | Cocoterie | 136 | 161 | 38 | 17 | 144 | 118 | 75 | 40 | 8 | ... | 401 | 336 | 737 | | |
| | Tombeau Village | 39 | 40 | 1 | 1 | 31 | 30 | 7 | 4 | ... | ... | 78 | 75 | 153 | | |
| | Terre Rouge | 5 | 3 | ... | ... | 27 | 26 | 15 | 2 | ... | ... | 47 | 31 | 76 | | |
| | Roche Bois | 156 | 153 | 8 | 3 | 130 | 103 | 40 | 21 | 6 | ... | 340 | 280 | 62 | | |
| | Total | 336 | 357 | 47 | 21 | 332 | 277 | 137 | 67 | 14 | ... | 866 | 722 | 1,58 | | |
| | 55 | HAMLETS &c.— | | | | | | | | | | | | | | |
| | Rivière des Citrons | 54 | 43 | 2 | ... | 74 | 58 | 9 | 5 | ... | ... | 139 | 111 | 250 | | |
| | Arsenal Village | 39 | 39 | ... | ... | 56 | 51 | 17 | 10 | ... | ... | 112 | 100 | 212 | | |
| | Callebasses | 45 | 16 | 3 | ... | 102 | 98 | 93 | 24 | ... | ... | 243 | 138 | 381 | | |
| | Tombeau Bay | 13 | 17 | 2 | ... | 19 | 22 | 5 | 6 | 8 | ... | 47 | 45 | 92 | | |
| | Arsenal Road | 104 | 91 | 4 | ... | 232 | 188 | 69 | 43 | 7 | ... | 416 | 322 | 738 | | |
| | Total | 255 | 211 | 11 | ... | 483 | 417 | 193 | 88 | 15 | ... | 957 | 716 | 1,673 | | |
| | 56 | HAMLETS &c.— | | | | | | | | | | | | | | |
| | Callebasses Village | 172 | 161 | ... | ... | 369 | 308 | 84 | 51 | 10 | ... | 635 | 520 | 1,155 | | |
| | Pamplemousses Village | 503 | 467 | ... | ... | 602 | 542 | 96 | 42 | 19 | ... | 1,220 | 1,051 | 2,271 | | |
| | Total | 675 | 628 | ... | ... | 971 | 850 | 180 | 93 | 29 | ... | 1,855 | 1,571 | 3,426 | | |
| | SUGAR ESTATES.— | | | | | | | | | | | | | | | |
| | Espérance | 8 | 10 | ... | ... | 137 | 107 | 40 | 29 | ... | ... | 185 | 146 | 331 | | |
| | Grand Total | 683 | 638 | ... | ... | 1,108 | 957 | 220 | 122 | 29 | ... | 2,040 | 1,717 | 3,757 | | |
| | 57 | HAMLETS &c.— | | | | | | | | | | | | | | |
| | Callebasses | 92 | 93 | ... | ... | 544 | 546 | 182 | 100 | 6 | ... | 824 | 739 | 1,563 | | |
| | Total | 92 | 93 | ... | ... | 544 | 546 | 182 | 100 | 6 | ... | 824 | 739 | 1,563 | | |
| | 58 | HAMLETS &c.— | | | | | | | | | | | | | | |
| | Mon Gout | 21 | 25 | ... | ... | 91 | 107 | 20 | 16 | ... | ... | 132 | 148 | 280 | | |
| | Jouvence | 1 | 2 | ... | ... | 22 | 13 | 6 | 4 | ... | ... | 29 | 19 | 48 | | |
| | Adrienne | 8 | 4 | ... | ... | 58 | 50 | 15 | 4 | 1 | ... | 82 | 58 | 140 | | |
| | Ville Bague | 176 | 153 | ... | ... | 821 | 750 | 261 | 187 | 10 | ... | 1,271 | 1,090 | 2,361 | | |
| | Grande Rosalie Hamlet | 47 | 47 | ... | ... | 46 | 47 | 12 | 7 | 3 | ... | 108 | 101 | 209 | | |
| | Total | 253 | 231 | ... | ... | 1,038 | 967 | 317 | 218 | 14 | ... | 1,622 | 1,416 | 3,038 | | |
| | SUGAR ESTATES.— | | | | | | | | | | | | | | | |
| | Grande Rosalie | 25 | 23 | ... | ... | 374 | 370 | 173 | 88 | ... | ... | 572 | 481 | 1,053 | | |
| | Petite Rosalie & Constance | 9 | 7 | ... | ... | 265 | 274 | 173 | 52 | ... | ... | 447 | 333 | 780 | | |
| | Total | 31 | 30 | ... | ... | 639 | 644 | 346 | 140 | ... | ... | 1,019 | 814 | 1,833 | | |
| | Grand Total | 287 | 261 | ... | ... | 1,677 | 1,611 | 663 | 358 | 14 | ... | 2,641 | 2,230 | 4,871 | | |

APPENDIX No. 4.—(Continued)

| DISTRICT | Sections | Division of Sections | Europeans, whites, mixed and coloured | | Africans | | Indo-Mauritians | | Other Indians | | Chinese | | Total | | Grand Total | |
|---------------------------|----------|---|---------------------------------------|--------------|----------|-------|-----------------|-------|---------------|-------|---------|-------|-------|-------|-------------|-------|
| | | | M | F | M | F | M | F | M | F | M | F | M | F | | |
| Plemousses (Continued) | 59 | HAMLETS & C.— | | | | | | | | | | | | | | |
| | | Bois Rouge Hamlet ... | 24 | 31 | | | 61 | 57 | 13 | 13 | 7 | | 105 | 101 | 206 | |
| | | Belle Eau do. ... | 12 | 16 | | | 83 | 82 | 20 | 17 | | | 115 | 115 | 230 | |
| | | Mon Repos do. ... | 12 | 20 | | | 20 | 16 | 5 | 1 | 4 | | 41 | 37 | 78 | |
| | | Piton do. ... | 4 | 4 | | | 26 | 20 | 8 | 3 | | | 38 | 27 | 65 | |
| | | La Paix do. ... | 14 | 13 | | | 21 | 21 | 5 | 1 | 3 | | 43 | 35 | 78 | |
| | | Mauritia ... | 15 | 13 | | | 119 | 118 | 36 | 20 | 7 | | 177 | 151 | 328 | |
| | | Fair Fund Hamlet ... | | | | | 44 | 44 | 11 | 7 | | | 55 | 51 | 106 | |
| | | Plaine des Papayes ... | 24 | 31 | | | 177 | 163 | 63 | 28 | 3 | | 267 | 222 | 489 | |
| | | St André Hamlet ... | | | | | 136 | 113 | 37 | 15 | | | 173 | 128 | 301 | |
| | | Powder Mills ... | 2 | 7 | | | 2 | 4 | | | | | 4 | 11 | 15 | |
| | | Total ... | | | 107 | 135 | | | 689 | 638 | 198 | 105 | 24 | 1,018 | 878 | 1,896 |
| | | SUGAR ESTATES — | | | | | | | | | | | | | | |
| | | Mon Choix ... | | | 4 | 5 | | | 178 | 176 | 51 | 23 | | 233 | 204 | 437 |
| | | Mont Piton ... | | | 12 | 13 | | | 376 | 345 | 67 | 33 | 3 | 458 | 391 | 849 |
| | | Camp of Beau Séjour ... | | | | | | | 476 | 461 | 212 | 96 | | 688 | 557 | 1,245 |
| | | Mon Rocher ... | | | 23 | 20 | | | 223 | 175 | 60 | 24 | | 306 | 219 | 525 |
| | | Beau Plan ... | | | 36 | 41 | | | 225 | 209 | 107 | 30 | 2 | 370 | 280 | 650 |
| | | Maison Blanche annexed to Mon Rocher ... | | | 3 | 2 | | | 222 | 199 | 61 | 28 | | 286 | 229 | 515 |
| | | The Mount ... | | | 12 | 10 | | | 82 | 70 | 34 | 30 | 3 | 131 | 110 | 241 |
| | | Mauritia annexed to Belle Vue ... | | | 7 | 8 | | | 178 | 148 | 29 | 19 | 3 | 217 | 175 | 392 |
| | | Bois Rouge part of Labour- donnais ... | | | | 9 | | | 84 | 79 | 40 | 15 | | 124 | 103 | 227 |
| | | Fair Fund ... | | | 6 | 3 | | | 31 | 34 | 9 | 5 | | 46 | 42 | 88 |
| | | St André ... | | | 18 | 11 | | | 145 | 145 | 74 | 53 | 3 | 240 | 209 | 449 |
| | | Total ... | | | 121 | 122 | | | 2,220 | 2,041 | 744 | 356 | 11 | 3,099 | 2,519 | 5,618 |
| | | Grand Total ... | | | 228 | 257 | | | 2,909 | 2,679 | 942 | 461 | 38 | 4,117 | 3,397 | 7,514 |
| | | Plemousses | 60 | HAMLETS & C. | | | | | | | | | | | | |
| Pointe aux Piments ... | 244 | | | 213 | | | 548 | 589 | 86 | | 21 | | 899 | 802 | 1,701 | |
| Pamplemousses ... | 58 | | | 65 | | | 679 | 668 | 286 | 114 | 9 | | 1,032 | 844 | 1,846 | |
| Pointe des Citrons ... | 4 | | | 6 | | | 3 | 3 | | 1 | | | 7 | 10 | 17 | |
| Camp Malherbe ... | 21 | | | 18 | | | | | 1 | | | | 22 | 18 | 40 | |
| Total ... | 327 | | | 302 | | | 1,230 | 1,260 | 373 | 112 | 30 | | 1,960 | 1,674 | 3,634 | |
| SUGAR ESTATES.— | | | | | | | | | | | | | | | | |
| Solitude ... | 4 | | | 6 | | | 187 | 161 | 101 | 93 | | | 292 | 260 | 552 | |
| Bon Air ... | 3 | | | 4 | | | 152 | 117 | 75 | 38 | | | 230 | 159 | 389 | |
| Total ... | 7 | | | 10 | | | 339 | 278 | 176 | 131 | | | 522 | 419 | 941 | |
| Grand Total ... | 334 | 312 | | | 1,569 | 1,538 | 549 | 243 | 30 | | 2,482 | 2,093 | 4,575 | | | |
| Plemousses | 61 | HAMLETS & C.— | | | | | | | | | | | | | | |
| | | Plaine Papayes Sottise Hamlet ... | 1 | 3 | | | 43 | 54 | 10 | 5 | | | 54 | 62 | 116 | |
| | | Plaine Papayes Pointe aux Cannoniers ... | 13 | 5 | | | 5 | 7 | 1 | | | | 19 | 12 | 31 | |
| | | Mon Choisy Hamlet ... | 30 | 27 | | | 116 | 113 | 20 | 11 | 2 | | 168 | 151 | 319 | |
| | | Plaine Papayes Trou aux Biches ... | 105 | 102 | | | 9 | 7 | | | 2 | | 116 | 109 | 225 | |
| | | Plaine Papayes Triolet Hamlet ... | 6 | 4 | | | 56 | 48 | 16 | 8 | | | 78 | 60 | 138 | |
| | | Plaine Papayes Rouge Terre Hamlet ... | | | | | 34 | 26 | 9 | 2 | | | 43 | 28 | 71 | |
| | | Plaine Papayes Fond du Sac Hamlet ... | 20 | 10 | | | 347 | 360 | 76 | 48 | 9 | 1 | 452 | 419 | 871 | |
| | | Plaine Papaye Bois Rouge... | | | | | 71 | 57 | 24 | 14 | | | 95 | 71 | 166 | |
| | | Plaine Papayes ... | 76 | 68 | | | 81 | 68 | 21 | 12 | 3 | | 181 | 148 | 329 | |
| | | Total ... | 251 | 219 | | | 762 | 740 | 177 | 100 | 16 | 1 | 1,206 | 1,060 | 2,266 | |
| | | SUGAR ESTATES.— | | | | | | | | | | | | | | |
| | | Belle Vue Harel ... | | | | | 206 | 209 | 83 | 64 | | | 289 | 243 | 532 | |
| | | Bois Mangue Camp Plaine Papayes ... | 8 | 8 | | | 20 | 34 | 7 | 5 | | | 45 | 40 | 85 | |
| | | Belle Vue Pilot ... | 26 | 17 | | | 183 | 152 | 63 | 39 | | | 272 | 208 | 480 | |
| Bon Espoir ... | 2 | 5 | | | 33 | 18 | 36 | 13 | | | 71 | 36 | 107 | | | |
| Total ... | 36 | 30 | | | 452 | 406 | 189 | 91 | | | 677 | 527 | 1,204 | | | |
| Grand Total ... | 287 | 249 | | | 1,214 | 1,146 | 366 | 191 | 16 | 1 | 1,883 | 1,587 | 3,470 | | | |

APPENDIX No. 4.—(Continued)

| DISTRICT | Sections | Division of Sections | Europeans, whites, mixed and coloured | | Africans | | Indo-Mauritians | | Other Indians | | Chinese | | Total | | Grand Total | |
|-------------------------------|----------|---|---------------------------------------|-------|----------|-------|-----------------|--------|---------------|-------|---------|-------|--------|--------|-------------|--|
| | | | M | F | M | F | M | F | M | F | M | F | M | F | | |
| Pamplemousses —(Continued) | | Total Population Exclusive of Sugar Estates | 3,666 | 3,438 | 63 | 21 | 9,249 | 8,583 | 2,492 | 1,292 | 231 | 2 | 15,701 | 13,386 | 29,037 | |
| | | Total Population on Sugar Estates | 224 | 211 | ... | ... | 3,787 | 3,476 | 1,499 | 767 | 16 | ... | 5,526 | 4,454 | 9,980 | |
| | | Grand Total of Population | 3,890 | 3,649 | 63 | 21 | 13,036 | 12,059 | 3,991 | 2,059 | 247 | 2 | 21,227 | 17,790 | 39,017 | |
| Rivière du Rempart | 62 | HAMLETS & C.— | | | | | | | | | | | | | | |
| | | The Vale | 3 | 1 | ... | ... | 119 | 116 | 19 | 11 | ... | ... | 141 | 128 | 269 | |
| | | Petit Raffin | 12 | 15 | ... | ... | 89 | 97 | 47 | 14 | 3 | ... | 151 | 116 | 267 | |
| | | Mare Sèche | 39 | 29 | ... | ... | 112 | 136 | 34 | 19 | 2 | ... | 217 | 184 | 401 | |
| | | Butte aux Sables | 2 | ... | ... | ... | 2 | ... | ... | ... | ... | ... | 4 | ... | 4 | |
| | | Gaube du Mapou | 3 | 3 | ... | ... | ... | 1 | 2 | ... | ... | ... | 5 | 4 | 9 | |
| | | Cap Malheureux | 106 | 95 | ... | ... | 77 | 63 | 38 | 14 | 4 | ... | 225 | 172 | 397 | |
| | | Beau Manguier | ... | ... | ... | ... | 28 | 26 | 13 | 9 | ... | ... | 41 | 35 | 76 | |
| | | Grand Bay Village | 146 | 115 | ... | ... | 152 | 108 | 44 | 14 | 5 | ... | 347 | 237 | 584 | |
| | | Total | 311 | 248 | ... | ... | 609 | 547 | 197 | 81 | 14 | ... | 1,131 | 876 | 2,007 | |
| | | SUGAR ESTATES.— | | | | | | | | | | | | | | |
| | | Union "Ribet" | 28 | 13 | ... | ... | 387 | 400 | 150 | 67 | 6 | ... | 571 | 480 | 1,051 | |
| | | Union "Daruty" | 7 | 7 | 1 | ... | 160 | 145 | 70 | 35 | ... | ... | 238 | 187 | 425 | |
| | | Labourdonnais | 41 | 35 | ... | ... | 376 | 389 | 207 | 99 | 3 | ... | 627 | 523 | 1,150 | |
| | | Total | 76 | 55 | 1 | ... | 923 | 934 | 427 | 201 | 9 | ... | 1,436 | 1,190 | 2,626 | |
| Grand Total | 387 | 303 | 1 | ... | 1,532 | 1,481 | 624 | 282 | 23 | ... | 2,567 | 2,066 | 4,633 | | | |
| Rivière du Rempart | 63 | HAMLETS & C.— | | | | | | | | | | | | | | |
| | | Ile d'Ambre | ... | ... | ... | ... | ... | 1 | 1 | ... | ... | ... | 1 | 1 | 2 | |
| | | Mapou | 70 | 38 | ... | ... | 16 | 4 | 2 | ... | ... | ... | 88 | 42 | 130 | |
| | | Grand Gaube Village | 523 | 510 | ... | ... | 156 | 169 | 70 | 55 | 13 | ... | 762 | 734 | 1,496 | |
| | | Belle Vue "Cugnet" | 40 | 63 | ... | ... | 20 | 22 | 12 | 9 | ... | ... | 72 | 94 | 166 | |
| | | Goodlands | 78 | 61 | 2 | ... | 270 | 214 | 235 | 83 | 6 | ... | 581 | 361 | 942 | |
| | | Roc-en-Roc | 12 | 15 | ... | ... | ... | ... | 1 | ... | ... | ... | 13 | 15 | 28 | |
| | | Terrain Leblanc | 6 | 3 | ... | ... | 11 | 13 | 3 | 8 | ... | ... | 20 | 24 | 44 | |
| | | Petit Village | 19 | 14 | ... | ... | 3 | 4 | 3 | 1 | ... | ... | 25 | 19 | 44 | |
| | | Terrain Harel | 54 | 56 | ... | ... | 97 | 79 | 67 | 25 | ... | ... | 218 | 160 | 378 | |
| | | Trois Fontaines | 1 | 1 | ... | ... | ... | ... | ... | ... | ... | ... | 1 | 1 | 2 | |
| | | Beau Plateau | 5 | 6 | ... | ... | 42 | 59 | 26 | 11 | 2 | ... | 75 | 76 | 151 | |
| | | Solitude | 6 | 4 | ... | ... | 75 | 81 | 27 | 5 | ... | ... | 108 | 90 | 198 | |
| | | Saint François Village | 5 | 5 | ... | ... | 45 | 38 | 10 | 9 | ... | ... | 60 | 52 | 112 | |
| | | La Cave | 10 | 8 | ... | ... | ... | ... | ... | ... | ... | ... | 10 | 8 | 18 | |
| | | Réunion Maurel | 3 | 1 | ... | ... | 45 | 60 | 14 | 6 | 5 | 1 | 67 | 68 | 135 | |
| | | Mapou Leclézio | 14 | 14 | ... | ... | 117 | 112 | 34 | 18 | ... | ... | 165 | 144 | 309 | |
| | | Roche Terre | 2 | 4 | ... | ... | 17 | 10 | 7 | 1 | ... | ... | 26 | 15 | 41 | |
| | | Total | 848 | 806 | 2 | ... | 914 | 866 | 502 | 231 | 26 | 1 | 2,292 | 1,904 | 4,196 | |
| | | SUGAR ESTATES.— | | | | | | | | | | | | | | |
| | | St Antoine | 46 | 29 | ... | ... | 403 | 370 | 201 | 191 | 3 | ... | 653 | 590 | 1,243 | |
| | | Melville | 10 | 10 | ... | ... | 64 | 62 | 21 | 17 | ... | ... | 95 | 89 | 184 | |
| | | Espérance | 39 | 41 | 1 | ... | 434 | 422 | 269 | 132 | 4 | ... | 747 | 595 | 1,342 | |
| | | Forbach | 6 | 2 | ... | ... | 194 | 178 | 154 | 84 | 3 | ... | 357 | 264 | 621 | |
| | | Total | 101 | 82 | 1 | ... | 1,095 | 1,032 | 645 | 424 | 10 | ... | 1,852 | 1,538 | 3,390 | |
| Grand Total | 949 | 888 | 3 | ... | 2,009 | 1,898 | 1,147 | 655 | 36 | 1 | 4,144 | 3,442 | 7,586 | | | |
| Rivière du Rempart | 64 | HAMLETS & C.— | | | | | | | | | | | | | | |
| | | Roche Noire | 15 | 6 | ... | ... | 65 | 42 | 8 | 3 | ... | ... | 88 | 51 | 139 | |
| | | Poudre d'Or Village | 330 | 303 | 4 | ... | 217 | 188 | 59 | 27 | 23 | ... | 633 | 518 | 1,151 | |
| | | La Digne | 1 | 1 | ... | ... | 2 | 6 | 1 | ... | ... | ... | 4 | 7 | 11 | |
| | | Von Moltke | 2 | 5 | ... | ... | 16 | 21 | 6 | 1 | ... | ... | 24 | 27 | 51 | |
| | | Hermitage Village | 46 | 46 | 2 | 2 | 41 | 31 | 8 | 10 | ... | ... | 97 | 89 | 186 | |
| | | Do. Hamlet | 19 | 25 | ... | ... | 18 | 16 | 7 | 4 | ... | ... | 44 | 45 | 89 | |
| | | Pointe aux Lascars | 67 | 64 | ... | ... | 33 | 21 | 7 | 4 | 2 | ... | 109 | 89 | 198 | |
| | | Pointe Bourrique | ... | ... | ... | ... | 25 | 19 | 4 | ... | ... | ... | 29 | 19 | 48 | |
| | | Plaine des Roches | ... | ... | ... | ... | 18 | 30 | 1 | ... | ... | ... | 34 | 64 | 98 | |
| | | Camp Madelon | 9 | 8 | ... | ... | 33 | 31 | ... | ... | ... | ... | 40 | 91 | 131 | |
| | | Bosquet | 12 | 11 | ... | ... | 7 | 4 | ... | ... | ... | ... | 17 | 43 | 60 | |
| | | Total | 501 | 469 | 6 | 2 | 475 | 409 | ... | ... | ... | ... | 936 | 756 | 2,071 | |
| | | SUGAR ESTATES.— | | | | | | | | | | | | | | |
| | | Poudre d'Or | 10 | 10 | ... | ... | 158 | 149 | 66 | 39 | ... | ... | 234 | 198 | 432 | |
| | | Schenfeld | 32 | 39 | ... | ... | 224 | 233 | 287 | 101 | ... | ... | 543 | 373 | 916 | |
| | | Ile d'Ambre | 18 | 10 | ... | ... | 131 | 97 | 46 | 20 | 2 | ... | 197 | 127 | 324 | |
| Haute Rive | 6 | 2 | ... | ... | 202 | 177 | 100 | 47 | 3 | ... | 311 | 226 | 537 | | | |
| Ravin | ... | ... | ... | ... | 174 | 167 | 50 | 28 | ... | ... | 224 | 195 | 419 | | | |
| Total | 66 | 61 | ... | ... | 889 | 823 | 549 | 235 | 5 | ... | 1,509 | 1,119 | 2,628 | | | |
| Grand Total | 567 | 530 | 6 | 2 | 1,364 | 1,232 | 677 | 291 | 30 | ... | 2,644 | 2,055 | 4,699 | | | |

APPENDIX No. 4—(Continued)

| DISTRICT | Sections | Division of Sections | Europeans, whites, mixed and coloured | | Africans | | Indo-Mauritians | | Other Indians | | Chinese | | Total. | | Grand Total | | |
|--------------------------------|----------|---|---------------------------------------|-----------------------------|----------|-------|-----------------|-------|---------------|-------|---------|-------|--------|-------|-------------|--------|--------|
| | | | M | F | M | F | M | F | M | F | M | F | M | F | | | |
| Rivière du Rempart (Continued) | 65 | HAMLETS & C. | | | | | | | | | | | | | | | |
| | | Plaine des Roches ... | 16 | 10 | | | 332 | 329 | 105 | 60 | | | 453 | 399 | 852 | | |
| | | Ravin ... | 21 | 12 | | | 4 | 4 | | | | | 25 | 16 | 41 | | |
| | | Ruisseau Chevrettes ... | 6 | 5 | | | | | | | | | 6 | 5 | 11 | | |
| | | Coquimboung ... | 54 | 59 | | | 61 | 62 | 41 | 22 | 2 | | 158 | 143 | 301 | | |
| | | Piton ... | 4 | 5 | | | | | | | | | 4 | 5 | 9 | | |
| | | La Morue ... | 12 | 10 | | | 155 | 145 | 33 | 21 | | | 200 | 176 | 376 | | |
| | | Camp Maçons ... | 49 | 37 | | | 26 | 27 | 7 | 6 | 2 | 1 | 84 | 71 | 155 | | |
| | | Citadelle ... | 3 | 2 | | | 22 | 14 | 6 | 3 | | | 31 | 19 | 50 | | |
| | | Amitié ... | | | | | 3 | 2 | 1 | 1 | | | 4 | 3 | 7 | | |
| | | Mapou ... | 25 | 20 | | | 181 | 165 | 45 | 38 | 2 | | 253 | 223 | 476 | | |
| | | Rivière du Rempart ... | 57 | 58 | | | 510 | 538 | 172 | 67 | 14 | | 753 | 663 | 1,416 | | |
| | | Poudre d'Or Station ... | 3 | 3 | | | 2 | 1 | 2 | 2 | | | 7 | 4 | 11 | | |
| | | Schoenfeld ... | | | | | 2 | | 3 | 2 | | | 5 | 2 | 7 | | |
| | | Pont Praslin ... | 1 | 2 | | | 4 | 4 | 4 | | | | 9 | 6 | 15 | | |
| | | Total | | | 251 | 223 | | | 1,302 | 1,291 | 419 | 220 | 20 | 1 | 1,992 | 1,735 | 3,727 |
| | | SUGAR ESTATES — | | | | | | | | | | | | | | | |
| | | Mon Loisir ... | | | 35 | 27 | | | 272 | 317 | 272 | 137 | 2 | | 581 | 481 | 1,062 |
| | | Bon Espoir ... | | | 27 | 22 | | | 218 | 230 | 137 | 62 | | | 382 | 314 | 696 |
| | | Belle Vue ... | | | | | | | 231 | 217 | 115 | 71 | | | 346 | 288 | 634 |
| | | Antoinette ... | | | 40 | 46 | | | 553 | 482 | 320 | 172 | 5 | | 918 | 700 | 1,618 |
| | | Mon Songe ... | | | 32 | 27 | | | 191 | 175 | 81 | 48 | 4 | | 308 | 250 | 558 |
| | | Beau Séjour ... | | | 40 | 53 | | | 33 | 27 | 8 | 4 | 3 | 1 | 84 | 85 | 169 |
| | | Belle Vue ... | | | 58 | 55 | | | 349 | 326 | 161 | 87 | 3 | 3 | 568 | 471 | 1,039 |
| | | Mont Piton ... | | | 16 | 45 | 1 | | 57 | 67 | 10 | 9 | 3 | | 117 | 121 | 238 |
| | | Espérance ... | | | 1 | 8 | | | 4 | 3 | 4 | | | | 9 | 11 | 20 |
| | | Total | | | 279 | 283 | 1 | | 1,908 | 1,844 | 1,108 | 590 | 17 | 4 | 3,313 | 2,721 | 6,034 |
| | | Grand Total | | | 530 | 506 | 1 | | 3,210 | 3,135 | 1,527 | 810 | 37 | 5 | 5,305 | 4,456 | 9,761 |
| | | Total population exclusive of Sugar Estates ... | | | 1,911 | 1,746 | 8 | 2 | 3,300 | 3,113 | 1,246 | 588 | 85 | 2 | 6,550 | 5,451 | 12,001 |
| | | Total population on Sugar Estates ... | | | 522 | 481 | 3 | | 4,815 | 4,633 | 2,729 | 1,450 | 41 | 4 | 8,110 | 6,568 | 14,678 |
| | | Grand total of population . | | | 2,433 | 2,227 | 11 | 2 | 8,115 | 7,746 | 3,975 | 2,038 | 126 | 6 | 14,660 | 12,019 | 26,679 |
| | | Flacq | 66 | HAMLETS & C. — | | | | | | | | | | | | | |
| | | | | Plaine des Roches Village . | 4 | 4 | | | 168 | 170 | 65 | 17 | | | 237 | 221 | 458 |
| Rivière Française ... | 1 | | | 3 | | | 16 | 11 | 6 | 1 | | | 23 | 15 | 38 | | |
| Bois d'Oiseau ... | 115 | | | 115 | | | 97 | 111 | 31 | 16 | 3 | | 246 | 212 | 458 | | |
| Part of Plaine Larché | 22 | | | 22 | | | | | | | | | 22 | 22 | 44 | | |
| Haut de Flacq & Pont | | | | | | | | | | | | | | | | | |
| Bon Dieu ... | 111 | | | 116 | | | 248 | 221 | 66 | 38 | 4 | | 429 | 375 | 804 | | |
| Brisée Verdrière ... | 133 | | | 118 | | | 1,508 | 1,419 | 424 | 250 | 20 | | 2,085 | 1,787 | 3,872 | | |
| Grand Bois Village .. | 105 | | | 102 | | | 712 | 675 | 193 | 103 | 6 | | 1,016 | 880 | 1,896 | | |
| La Mare ... | 70 | | | 64 | | | 277 | 241 | 86 | 51 | 2 | | 435 | 356 | 791 | | |
| Woodlands ... | 24 | | | 15 | | | 57 | 57 | 25 | 17 | | | 82 | 74 | 156 | | |
| Choisy and Lafayette | | | | | | | 75 | 76 | 17 | 16 | | | 116 | 107 | 223 | | |
| Total | | | | | 585 | 559 | | | 3,158 | 2,981 | 913 | 539 | 35 | | 4,691 | 4,079 | 8,770 |
| SUGAR ESTATES.— | | | | | | | | | | | | | | | | | |
| Bon Accueil & Grande | | | | | | | | | | | | | | | | | |
| Retraite . | | | | | 38 | 20 | | | 293 | 327 | 99 | 26 | 7 | | 437 | 373 | 810 |
| Constance ... | | | | | 56 | 45 | | | 378 | 341 | 327 | 139 | | | 761 | 525 | 1,286 |
| Australia ... | | | | | 23 | 31 | | | 10 | 3 | 6 | 2 | | | 39 | 36 | 75 |
| Beau Bois ... | | | | | 28 | 20 | | | 237 | 188 | 176 | 52 | | | 441 | 260 | 701 |
| Petite Retraite ... | | | | | 8 | 5 | | | 277 | 288 | 112 | 50 | | | 397 | 343 | 740 |
| Total | | | | | 153 | 121 | | | 1,195 | 1,147 | 720 | 269 | 7 | | 2,075 | 1,537 | 3,612 |
| Grand Total | | | | | 738 | 680 | | | 4,353 | 4,128 | 1,633 | 808 | 42 | | 6,766 | 5,616 | 12,382 |
| | | | 51 | 46 | | | 2 | 1 | 1 | | | | 54 | 47 | 101 | | |
| | | | 245 | 259 | | | 158 | 163 | 41 | 26 | 12 | | 456 | 448 | 904 | | |
| | | | 6 | 6 | | | 45 | 31 | 4 | 7 | 3 | | 58 | 44 | 102 | | |
| | | | 51 | 37 | | | 50 | 45 | 29 | 7 | | | 130 | 89 | 219 | | |
| | | | 447 | 473 | | | 596 | 539 | 205 | 122 | 32 | | 1,280 | 1,134 | 2,414 | | |
| | | | 41 | 35 | | | 289 | 274 | 84 | 64 | | | 417 | 373 | 790 | | |
| Total | | | 814 | 856 | | | 1,140 | 1,053 | 364 | 226 | 17 | | 2,395 | 2,135 | 4,530 | | |

APPENDIX No. 4.—(Continued)

| DISTRICT | Sections | Division of Sections | Europeans, whites, mixed and coloured | | Africans | | Indo-Mauritians | | Other Indians | | Chinese | | Total | | Grand Total |
|-----------------------------------|-------------------------|----------------------|---------------------------------------|-----|----------|-------|-----------------|-------|---------------|-----|---------|-------|-------|--------|-------------|
| | | | M | F | M | F | M | F | M | F | M | F | M | F | |
| Flacq (Continued) | 68 | HAMLETS & C.— | | | | | | | | | | | | | |
| | | Belle Mare & Palma | 9 | 11 | ... | ... | 114 | 90 | 25 | 13 | ... | ... | 148 | 114 | 262 |
| | | Quatre Cocos | 230 | 244 | ... | ... | 256 | 235 | 59 | 36 | 5 | ... | 550 | 515 | 1,065 |
| | | Font d'Eau Douce | 461 | 480 | ... | ... | 248 | 225 | 52 | 17 | 15 | ... | 776 | 722 | 1,498 |
| | | Pointe de Flacq | 195 | 180 | ... | ... | 381 | 399 | 94 | 50 | 9 | ... | 679 | 629 | 1,308 |
| | | Total | 895 | 915 | ... | ... | 999 | 949 | 230 | 116 | 29 | ... | 2,153 | 1,980 | 4,133 |
| | | SUGAR ESTATES.— | | | | | | | | | | | | | |
| | | Argy | 25 | 19 | ... | ... | 157 | 175 | 102 | 32 | ... | ... | 284 | 226 | 510 |
| | | Grand Total | 920 | 934 | ... | ... | 1,156 | 1,124 | 332 | 148 | 29 | ... | 2,437 | 2,206 | 4,643 |
| | 69 | HAMLETS & C.— | | | | | | | | | | | | | |
| Haut de Flacq Village | | 201 | 178 | ... | ... | 861 | 872 | 213 | 132 | 18 | ... | 1,293 | 1,182 | 2,475 | |
| Bassin Bleu | | 56 | 66 | ... | ... | 56 | 45 | 16 | 6 | 3 | ... | 131 | 117 | 248 | |
| Médine Village | | 213 | 203 | ... | ... | 346 | 347 | 88 | 54 | 19 | ... | 666 | 604 | 1,270 | |
| Hamlet near Queen Victoria Estate | | 53 | 47 | ... | ... | 76 | 74 | 21 | 7 | 5 | ... | 155 | 128 | 283 | |
| Hermitage Village | | 115 | 109 | ... | ... | 311 | 315 | 105 | 55 | 3 | 1 | 534 | 480 | 1,014 | |
| Hamlet near Bonne Mère Estate | | 13 | 15 | ... | ... | 67 | 82 | 13 | 8 | 6 | ... | 99 | 105 | 204 | |
| Mare Jacquot Village | | 105 | 104 | 1 | ... | 645 | 616 | 164 | 101 | 6 | 1 | 921 | 822 | 1,743 | |
| Plaine Larche | | 29 | 30 | ... | ... | 4 | 1 | 2 | 2 | 3 | ... | 38 | 33 | 71 | |
| St Julien Hamlet | | 30 | 39 | ... | ... | 129 | 105 | 23 | 15 | ... | ... | 182 | 159 | 341 | |
| Upper Flacq | | 163 | 197 | ... | ... | 134 | 134 | 41 | 20 | 17 | ... | 355 | 351 | 706 | |
| Mont Ida | | 6 | 11 | ... | ... | 199 | 192 | 22 | 12 | ... | ... | 227 | 215 | 442 | |
| | | Total | 984 | 999 | 1 | ... | 2,828 | 2,783 | 708 | 412 | 80 | 2 | 4,601 | 4,196 | 8,797 |
| | | SUGAR ESTATES.— | | | | | | | | | | | | | |
| | | Belle Vue | 43 | 62 | ... | ... | 285 | 199 | 161 | 81 | ... | ... | 489 | 342 | 831 |
| | | Rich Fund | 57 | 59 | ... | ... | 536 | 419 | 191 | 95 | ... | ... | 784 | 573 | 1,357 |
| | | Union | 34 | 35 | ... | ... | 360 | 333 | 187 | 61 | ... | ... | 581 | 429 | 1,010 |
| | | St Julien | 11 | 5 | ... | ... | 68 | 61 | 16 | 5 | ... | ... | 95 | 71 | 166 |
| | | Bel Etang | ... | ... | ... | ... | ... | ... | ... | ... | ... | ... | ... | ... | ... |
| | | Unité | 62 | 67 | 1 | ... | 334 | 317 | 286 | 136 | ... | ... | 683 | 520 | 1,203 |
| | Beau Vallon | 4 | 3 | ... | ... | 23 | 52 | 10 | 5 | ... | ... | 37 | 33 | 70 | |
| | Clémencia | 18 | 12 | ... | ... | 130 | 143 | 85 | 41 | ... | ... | 233 | 196 | 429 | |
| | Bonne Mère | 11 | 10 | ... | ... | 161 | 152 | 105 | 52 | ... | ... | 277 | 214 | 491 | |
| | Queen Victoria | 20 | 18 | ... | ... | 409 | 330 | 251 | 102 | ... | ... | 680 | 450 | 1,130 | |
| | Constance "Manès" | 21 | 16 | ... | ... | 252 | 227 | 292 | 120 | ... | ... | 565 | 363 | 928 | |
| | Total | 281 | 287 | 1 | ... | 2,558 | 2,206 | 1,584 | 698 | ... | ... | 4,424 | 3,191 | 7,615 | |
| | Grand Total | 1,265 | 1,286 | 2 | ... | 5,386 | 4,989 | 2,292 | 1,110 | 80 | 2 | 9,025 | 7,387 | 16,412 | |
| 70 | HAMLETS & C.— | | | | | | | | | | | | | | |
| | Terrain Bergeron | 136 | 117 | 1 | ... | 245 | 225 | 37 | 26 | 13 | ... | 432 | 368 | 800 | |
| | La Gaité Village | 12 | 14 | ... | ... | 96 | 94 | 45 | 23 | 4 | ... | 157 | 131 | 288 | |
| | Rivière Seche | 127 | 108 | ... | ... | 126 | 106 | 51 | 35 | 12 | ... | 319 | 249 | 568 | |
| | Lower Flacq | 38 | 29 | ... | ... | 279 | 240 | 87 | 37 | ... | ... | 404 | 306 | 710 | |
| | Rich Mare | 35 | 34 | ... | ... | 164 | 146 | 23 | 17 | ... | ... | 222 | 197 | 419 | |
| | Grand River South East | 175 | 156 | ... | ... | 323 | 294 | 125 | 76 | 11 | ... | 634 | 526 | 1,160 | |
| | | Total | 523 | 458 | 1 | ... | 1,233 | 1,105 | 371 | 214 | 40 | ... | 2,168 | 1,777 | 3,945 |
| | | SUGAR ESTATES.— | | | | | | | | | | | | | |
| | | La Gaité | 37 | 26 | ... | ... | 422 | 278 | 178 | 101 | ... | ... | 637 | 734 | 1,371 |
| | Beau Champ | 39 | 33 | 1 | ... | 519 | 523 | 350 | 178 | 4 | ... | 600 | 295 | 895 | |
| | La Lucie | 30 | 26 | ... | ... | 274 | 233 | 74 | 36 | 2 | ... | 344 | 265 | 609 | |
| | Total | 106 | 85 | 1 | ... | 1,215 | 1,134 | 602 | 315 | 6 | ... | 1,930 | 1,534 | 3,464 | |
| | Grand Total | 629 | 543 | 2 | ... | 2,448 | 2,239 | 973 | 529 | 46 | ... | 4,098 | 3,311 | 7,409 | |
| 71 | HAMLETS & C.— | | | | | | | | | | | | | | |
| | Bois Manioc | 56 | 55 | 3 | ... | 59 | 54 | 12 | 1 | 3 | ... | 133 | 110 | 243 | |
| | Pointe aux Feuilles | 208 | 195 | 1 | ... | 85 | 89 | 22 | 11 | 10 | ... | 326 | 295 | 621 | |
| | Bois d'Oiseaux Village | 70 | 51 | ... | ... | 58 | 47 | 15 | 9 | ... | ... | 146 | 107 | 253 | |
| | La Plaine "4 Sours" | 7 | 3 | ... | ... | 231 | 173 | 93 | 4 | ... | ... | 331 | 220 | 551 | |
| | Montagne Castel Village | 24 | 30 | ... | ... | 50 | 38 | 16 | 16 | ... | ... | 90 | 84 | 174 | |
| | Montagne Blanche | 2 | 1 | ... | ... | 183 | 141 | 60 | 30 | ... | ... | 245 | 172 | 417 | |
| | Lower Flacq | 326 | 330 | ... | ... | 1,111 | 953 | 278 | 221 | 21 | 2 | 1,736 | 1,509 | 3,245 | |
| | | Total | 693 | 665 | 4 | ... | 1,777 | 1,495 | 496 | 332 | 37 | 2 | 3,007 | 2,494 | 5,501 |

APPENDIX No. 4—(Continued)

| DISTRICT | Sections | Division of Sections | Europeans, whites, mixed and coloured | | Africans | | Indo-Mauritians | | Other Indians | | Chinese | | Total. | | Grand Total | |
|-------------------------------|----------|---|---------------------------------------|-------|----------|--------|-----------------|--------|---------------|-------|---------|--------|--------|--------|-------------|--|
| | | | M | F | M | F | M | F | M | F | M | F | M | F | | |
| Flacq (Continued) | 71 | Brought forward ... | 693 | 665 | 1 | ... | 1,777 | 1,495 | 496 | 332 | 37 | 2 | 3,007 | 2,491 | 5,500 | |
| | | SUGAR ESTATES.— | | | | | | | | | | | | | | |
| | | Deep River ... | 20 | 21 | ... | ... | 489 | 407 | 187 | 113 | 2 | ... | 698 | 541 | 1,239 | |
| | | Etoile ... | 36 | 37 | ... | ... | 648 | 585 | 305 | 146 | 4 | ... | 993 | 768 | 1,761 | |
| | | Belle Rive ... | 15 | 9 | ... | ... | 296 | 251 | 104 | 70 | ... | ... | 415 | 330 | 745 | |
| | | Olivia ... | 10 | 6 | ... | ... | 201 | 175 | 111 | 63 | ... | ... | 322 | 244 | 566 | |
| | | Total ... | 81 | 73 | ... | ... | 1,634 | 1,418 | 707 | 392 | 6 | ... | 2,428 | 1,883 | 4,311 | |
| | | Grand Total ... | 774 | 738 | 4 | ... | 3,411 | 2,913 | 1,203 | 724 | 43 | 2 | 5,435 | 4,377 | 9,812 | |
| | | Total population exclusive of Sugar Estates ... | 4,524 | 4,452 | 4 | ... | 11,125 | 10,266 | 3,082 | 1,839 | 268 | 2 | 19,015 | 16,661 | 35,676 | |
| | | Total population on Sugar Estates ... | 646 | 585 | 4 | ... | 6,759 | 6,080 | 3,715 | 1,706 | 19 | 2 | 11,111 | 8,371 | 19,512 | |
| Grand Total of population ... | 5,170 | 5,037 | 8 | ... | 17,884 | 16,446 | 6,797 | 3,545 | 287 | 4 | 30,156 | 25,032 | 55,188 | | | |
| Grand Port | 72 | HAMLETS & C.— | | | | | | | | | | | | | | |
| | | Bois des Amourettes ... | 161 | 164 | ... | ... | 43 | 45 | 30 | 20 | ... | ... | 231 | 229 | 463 | |
| | | Rivière des Créoles ... | 118 | 117 | ... | ... | 158 | 125 | 47 | 20 | 4 | ... | 327 | 262 | 589 | |
| | | Belle Vue ... | 1 | ... | ... | ... | 61 | 48 | 32 | 20 | ... | ... | 91 | 68 | 162 | |
| | | Grand Sable ... | 101 | 82 | ... | ... | 194 | 166 | 55 | 31 | 5 | ... | 355 | 282 | 637 | |
| | | Petit Sable ... | 4 | 2 | ... | ... | 35 | 32 | 10 | 5 | ... | ... | 49 | 39 | 88 | |
| | | Mont Ferney ... | 18 | 18 | 1 | ... | 6 | 1 | ... | ... | ... | ... | 25 | 19 | 44 | |
| | | Pointe aux Diabes ... | ... | ... | ... | ... | 17 | 16 | 4 | 2 | ... | ... | 21 | 18 | 39 | |
| | | Les Bambous ... | 59 | 47 | 2 | ... | 109 | 117 | 19 | 15 | ... | ... | 189 | 179 | 368 | |
| | | Anse Jonchée Village ... | 5 | 6 | ... | ... | 2 | 2 | 1 | 2 | ... | ... | 8 | 10 | 18 | |
| | | Beau Vallon ... | ... | ... | ... | ... | 275 | 270 | 224 | 83 | ... | ... | 199 | 353 | 852 | |
| | | Old Grand Port ... | 181 | 180 | 1 | ... | 141 | 134 | 46 | 13 | 7 | ... | 376 | 336 | 712 | |
| | | Anse Colas ... | 6 | ... | ... | ... | ... | ... | ... | ... | ... | ... | 6 | ... | 6 | |
| | | Mount Canizard ... | 6 | 1 | ... | ... | ... | ... | ... | ... | ... | ... | 6 | 1 | 7 | |
| | | Total ... | 660 | 626 | 4 | ... | 1,041 | 956 | 468 | 214 | 16 | ... | 2,189 | 1,796 | 3,985 | |
| | | SUGAR ESTATES.— | | | | | | | | | | | | | | |
| | | Beau Vallon "Dauban" ... | 128 | 114 | 4 | ... | 102 | 111 | 109 | 46 | 2 | ... | 345 | 241 | 616 | |
| | | Anse Jonchée ... | 30 | 15 | ... | ... | 261 | 255 | 134 | 53 | ... | ... | 428 | 223 | 751 | |
| | | Ferney ... | 34 | 35 | ... | ... | 358 | 322 | 189 | 72 | 2 | ... | 583 | 429 | 1,012 | |
| | | Total ... | 192 | 164 | 4 | ... | 724 | 688 | 432 | 171 | 4 | ... | 1,356 | 1,023 | 2,379 | |
| Grand Total ... | 852 | 790 | 8 | ... | 1,765 | 1,644 | 900 | 385 | 20 | ... | 3,545 | 3,319 | 6,864 | | | |
| Grand Port | 73 | HAMLETS & C.— | | | | | | | | | | | | | | |
| | | Terrain Bergicourt ... | 134 | 117 | ... | ... | 576 | 507 | 207 | 123 | 11 | ... | 928 | 747 | 1,675 | |
| | | Cent Gaulettes Village ... | 421 | 394 | 1 | ... | 571 | 536 | 185 | 95 | 25 | ... | 1,203 | 1,025 | 2,228 | |
| | | Total ... | 555 | 511 | 1 | ... | 1,147 | 1,043 | 392 | 218 | 36 | ... | 2,131 | 1,772 | 3,903 | |
| | | SUGAR ESTATES.— | | | | | | | | | | | | | | |
| | | Le Val ... | ... | ... | ... | ... | 311 | 288 | 126 | 76 | ... | ... | 467 | 364 | 831 | |
| | | Saint Hubert ... | 18 | 6 | ... | ... | 231 | 201 | 138 | 59 | ... | ... | 387 | 266 | 653 | |
| | | Riche-en-Eau ... | 3 | 4 | ... | ... | 473 | 422 | 259 | 108 | ... | ... | 735 | 534 | 1,269 | |
| | | Astroca ... | ... | ... | ... | ... | 313 | 276 | 179 | 84 | ... | ... | 492 | 360 | 852 | |
| | | Total ... | 21 | 10 | ... | ... | 1,358 | 1,187 | 702 | 327 | ... | ... | 2,081 | 1,524 | 3,605 | |
| Grand Total ... | 576 | 521 | 1 | ... | 2,505 | 2,230 | 1,094 | 545 | 36 | ... | 4,212 | 3,296 | 7,508 | | | |
| Grand Port | 74 | HAMLETS & C.— | | | | | | | | | | | | | | |
| | | Pont Colville ... | ... | ... | ... | ... | 7 | 4 | ... | ... | ... | ... | 7 | 4 | 11 | |
| | | Rose Belle ... | 460 | 529 | ... | 1 | 1,919 | 1,637 | 322 | 193 | 35 | ... | 2,736 | 2,360 | 5,096 | |
| | | Total ... | 460 | 529 | ... | 1 | 1,926 | 1,641 | 322 | 193 | 35 | ... | 2,743 | 2,364 | 5,107 | |
| | | SUGAR ESTATES.— | | | | | | | | | | | | | | |
| | | Rose Belle ... | 24 | 35 | ... | ... | 361 | 337 | 156 | 88 | ... | ... | 541 | 460 | 1,001 | |
| Union Park ... | 43 | 47 | ... | ... | 293 | 249 | 195 | 86 | ... | ... | 531 | 382 | 913 | | | |
| Total ... | 67 | 82 | ... | ... | 654 | 586 | 351 | 174 | ... | ... | 1,072 | 842 | 1,914 | | | |
| Grand Total ... | 527 | 611 | ... | 1 | 2,580 | 2,227 | 673 | 367 | 35 | ... | 3,815 | 3,206 | 7,021 | | | |

APPENDIX No. 4—(Continued)

| DISTRICT | Sections | Division of Sections | Europeans, whites, mixed and coloured | | Africans | | Indo-Mauritians | | Other Indians | | Chinese | | Total. | | Grand Total | |
|---|--------------------|----------------------|---------------------------------------|-------|----------|--------|-----------------|-------|---------------|-----|---------|---|--------|--------|-------------|-------|
| | | | M | F | M | F | M | F | M | F | M | F | M | F | | |
| | | | Grand Port (Continued) | | | | | | | | | | | | | |
| 75 | HAMLETS & C.— | | | | | | | | | | | | | | | |
| | Mare d'Albert | | 163 | 170 | | | 376 | 377 | 144 | 79 | 2 | | | | | |
| | Mare Tabac | | 65 | 53 | | | 244 | 234 | 92 | 49 | 2 | | | 685 | 626 | 1,311 |
| | Rivière du Poste | | | | | | 95 | 88 | 32 | 14 | | | | 408 | 336 | 739 |
| | La Rosa | | 3 | 3 | | | 123 | 118 | 55 | 31 | | | | 127 | 102 | 229 |
| | Rose Belle Village | | 194 | 187 | | | 326 | 307 | 95 | 52 | 7 | | | 181 | 152 | 333 |
| | Rivière La Chaux | | 22 | 32 | | | 64 | 62 | 16 | 22 | | | | 622 | 546 | 1,168 |
| | New Grove Village | | 314 | 305 | | | 786 | 718 | 227 | 151 | 17 | | | 1,344 | 1,174 | 2,518 |
| | La Forêt | | 14 | 19 | | | 130 | 110 | 32 | 19 | | | | 176 | 148 | 324 |
| | Bonne Source | | 15 | 14 | | | 54 | 42 | 20 | 14 | | | | 89 | 70 | 159 |
| | Trois Boutiques | | 19 | 23 | | | 7 | 4 | 2 | 3 | | | | 28 | 30 | 58 |
| | Malakoff Road | | 140 | 120 | | | 32 | 20 | 7 | 2 | | | | 179 | 142 | 321 |
| | L'Escalier | | 302 | 301 | | | 538 | 470 | 215 | 115 | 25 | | | 1,080 | 880 | 1,969 |
| | Total | | 1,251 | 1,230 | | | 2,775 | 2,550 | 937 | 551 | 53 | | | 5,016 | 4,331 | 9,347 |
| | SUGAR ESTATES.— | | | | | | | | | | | | | | | |
| Deux Bras | | 35 | 45 | | | 382 | 400 | 158 | 88 | 2 | | | 577 | 533 | 1,110 | |
| New Grove | | 6 | 9 | | | 108 | 94 | 57 | 15 | | | | 171 | 118 | 289 | |
| Gros Bois | | 47 | 39 | | | 276 | 282 | 246 | 105 | 4 | | | 573 | 426 | 999 | |
| Joli Bois | | 10 | 6 | | | 108 | 78 | 61 | 30 | 4 | | | 183 | 114 | 297 | |
| Total | | 98 | 99 | | | 874 | 854 | 522 | 238 | 10 | | | 1,504 | 1,191 | 2,695 | |
| Grand Total | | 1,349 | 1,329 | | | 3,649 | 3,404 | 1,459 | 789 | 63 | | | 6,520 | 5,522 | 12,042 | |
| 76 | HAMLETS & C.— | | | | | | | | | | | | | | | |
| | Choisy | | 3 | 1 | | | 4 | 7 | 3 | 1 | | | | 10 | 9 | 19 |
| | Rivière La Chaux | | 31 | 27 | | | 106 | 66 | 37 | 23 | | | | 174 | 116 | 290 |
| | Ruisseau Copeaux | | 31 | 7 | | | 37 | 30 | 8 | 5 | | | | 58 | 42 | 100 |
| | Bel Air | | 126 | 109 | | | 46 | 37 | 10 | 8 | 2 | | | 184 | 154 | 338 |
| | Riche-en-Eau | | | | | | 11 | 3 | 1 | 1 | | | | 12 | 4 | 16 |
| | Plaisance | | 4 | 7 | | | 13 | 14 | 8 | 2 | | | | 25 | 23 | 48 |
| | Mon Repos | | 29 | 13 | | | | | 2 | | | | | 31 | 14 | 45 |
| | Le Chaland | | 12 | 17 | | | 3 | 3 | 2 | 1 | | | | 15 | 20 | 35 |
| | Pointe d'Espny | | 22 | 18 | | | 1 | 3 | | | | | | 23 | 21 | 44 |
| | Rivière Delices | | 10 | 17 | | | 7 | 7 | 2 | | | | | 19 | 24 | 43 |
| | Rivière Créoles | | 24 | 23 | | | 17 | 9 | 6 | 1 | | | | 47 | 33 | 80 |
| | Courbe Voie | | 5 | 4 | | | 11 | 6 | 5 | 2 | | | | 21 | 12 | 33 |
| | Mahébourg | | 238 | 251 | 2 | | 253 | 219 | 69 | 32 | 5 | | | 567 | 502 | 1,069 |
| | Total | | 517 | 494 | 2 | | 509 | 404 | 151 | 76 | 7 | | | 1,186 | 974 | 2,160 |
| SUGAR ESTATES.— | | | | | | | | | | | | | | | | |
| Beau Vallon R. | | 68 | 67 | | | 466 | 396 | 302 | 138 | 9 | | | 845 | 601 | 1,446 | |
| Plaisance | | 40 | 33 | | | 440 | 352 | 280 | 110 | 4 | | | 764 | 495 | 1,259 | |
| Total | | 108 | 100 | | | 906 | 748 | 582 | 248 | 13 | | | 1,609 | 1,096 | 2,705 | |
| Grand Total | | 625 | 594 | 2 | | 1,415 | 1,152 | 733 | 324 | 20 | | | 2,795 | 2,070 | 4,865 | |
| 77 | HAMLETS & C.— | | | | | | | | | | | | | | | |
| | Mahebourg | | 1,347 | 1,479 | | | 806 | 734 | 247 | 121 | 75 | 1 | 2,475 | 2,335 | 4,810 | |
| 78 | HAMLETS & C.— | | | | | | | | | | | | | | | |
| | Sauveterre | | 20 | 17 | | | 23 | 15 | 11 | 10 | | | | 54 | 42 | 96 |
| | Savinia | | 89 | 68 | | | 96 | 94 | 41 | 22 | 4 | | | 230 | 184 | 414 |
| | Plaine Magnien | | 369 | 364 | | | 529 | 524 | 186 | 86 | 12 | | | 1,096 | 974 | 2,070 |
| | Bouchon | | 142 | 113 | | | 6 | 12 | 2 | 1 | | | | 150 | 126 | 276 |
| | Oriel | | 77 | 67 | | | 40 | 40 | 12 | 7 | | | | 129 | 114 | 243 |
| | Beaufond | | 16 | 13 | | | 359 | 318 | 107 | 61 | 11 | | | 493 | 392 | 885 |
| | Trois Boutiques | | | | | | 24 | 20 | 11 | 7 | 4 | | | 39 | 27 | 66 |
| | Les Mares | | 24 | 26 | | | 138 | 107 | 36 | 27 | 5 | | | 203 | 160 | 363 |
| | Cambuse | | 30 | 32 | | | | | | | | | | 30 | 32 | 62 |
| | Total | | 767 | 700 | | | 1,215 | 1,130 | 406 | 221 | 36 | | | 2,424 | 2,051 | 4,475 |
| | SUGAR ESTATES.— | | | | | | | | | | | | | | | |
| | Virginia | | 42 | 34 | | | 129 | 126 | 41 | 10 | 2 | | | 214 | 170 | 384 |
| | Union Vale | | 27 | 31 | | | 203 | 177 | 240 | 89 | | | | 470 | 297 | 767 |
| | Mon Désert | | 23 | 34 | | | 234 | 222 | 87 | 28 | | | | 314 | 284 | 628 |
| La Barrique | | 23 | 25 | | | 187 | 149 | 231 | 89 | | | | 441 | 263 | 704 | |
| Total | | 115 | 124 | | | 753 | 671 | 599 | 216 | 2 | | | 1,469 | 1,014 | 2,483 | |
| Grand Total | | 882 | 824 | | | 1,968 | 1,804 | 1,005 | 437 | 38 | | | 3,893 | 3,065 | 6,958 | |
| Total Population exclusive of Sugar Estates | | 5,558 | 5,569 | 7 | 1 | 9,119 | 8,158 | 2,923 | 1,594 | 258 | 1 | | 18,164 | 15,623 | 33,787 | |
| Total Population on Sugar Estates | | 600 | 579 | 4 | | 5,269 | 4,737 | 3,188 | 1,374 | 20 | | | 9,091 | 6,550 | 15,781 | |
| Grand Total of Population | | 6,158 | 6,148 | 11 | 1 | 14,688 | 13,195 | 6,111 | 2,968 | 277 | 1 | | 27,255 | 22,313 | 49,568 | |

APPENDIX No. 4—(Continued)

| DISTRICT | Sections | Division of Sections | Europeans, whites, mixed and coloured | | Africans | | Indo-Mauritians | | Other Indians | | Chinese | | Total. | | Grand Total | |
|-----------------------------|----------|--|---------------------------------------|---------------|----------|-------|-----------------|-------|---------------|-------|---------|--------|--------|-------|-------------|-------|
| | | | M | F | M | F | M | F | M | F | M | F | M | F | | |
| Savanne | 79 | HAMLETS & C.— | | | | | | | | | | | | | | |
| | | Rivière des Anguilles | 375 | 335 | 1 | | 732 | 712 | 226 | 122 | 40 | 2 | 1,374 | 1,171 | 2,545 | |
| | | Savanne (other parts of) | 376 | 373 | | | 468 | 450 | 133 | 71 | 30 | | 1,007 | 894 | 1,901 | |
| | | Total | 751 | 708 | 1 | | 1,200 | 1,162 | 359 | 193 | 70 | 2 | 2,381 | 2,065 | 4,446 | |
| | | SUGAR ESTATES.— | | | | | | | | | | | | | | |
| | | L'Union | 34 | 39 | | | 225 | 246 | 174 | 86 | | | 453 | 371 | 804 | |
| | | Rivière des Anguilles | 28 | 21 | | | 347 | 310 | 116 | 77 | | | 491 | 408 | 899 | |
| | | St Felix | 35 | 42 | | | 234 | 221 | 159 | 66 | | | 428 | 329 | 757 | |
| | | Bel Air | 26 | 20 | | | 160 | 147 | 174 | 75 | | | 360 | 242 | 602 | |
| | | Bénarès & Colmar | 56 | 73 | | | 284 | 278 | 344 | 143 | | | 684 | 494 | 1,178 | |
| Savannah | 63 | 54 | 1 | | 518 | 481 | 339 | 152 | 3 | | 924 | 687 | 1,612 | | | |
| Riche Bois | 28 | 26 | | | 402 | 392 | 330 | 151 | | | 760 | 569 | 1,328 | | | |
| Total | 270 | 275 | 1 | | 2,170 | 2,075 | 1,636 | 750 | 3 | | 4,080 | 3,100 | 7,180 | | | |
| Grand Total | 1,021 | 983 | 2 | | 3,370 | 3,237 | 1,995 | 943 | 73 | 2 | 6,461 | 5,165 | 11,626 | | | |
| Savanne | 80 | HAMLETS & C.— | | | | | | | | | | | | | | |
| | | Camp Berthaud | 53 | 51 | | | 56 | 51 | 16 | 6 | 7 | | 132 | 108 | 240 | |
| | | Bon Accueil | 8 | 12 | | | 2 | 4 | | | | | 10 | 16 | 26 | |
| | | Savanne (other parts of) | 147 | 138 | | | 750 | 681 | 202 | 117 | 10 | | 1,110 | 936 | 2,046 | |
| | | Camp Rabaud | | | 1 | | 132 | 108 | 22 | 15 | 2 | | 156 | 123 | 279 | |
| | | Grand Bois | 39 | 40 | | | 114 | 117 | 37 | 25 | 3 | | 193 | 182 | 375 | |
| | | Total | 247 | 241 | 1 | | 1,054 | 961 | 277 | 165 | 22 | | 1,601 | 1,365 | 2,966 | |
| | | SUGAR ESTATES.— | | | | | | | | | | | | | | |
| | | Tivoli | 1 | 4 | | | 110 | 124 | 34 | 22 | | | 175 | 150 | 325 | |
| | | La Flora | 19 | 14 | | | 318 | 306 | 104 | 36 | 3 | | 444 | 356 | 800 | |
| St Avold | 36 | 37 | | | 361 | 326 | 230 | 105 | | | 627 | 468 | 1,095 | | | |
| Beau Bois | 14 | 11 | | | 280 | 251 | 128 | 54 | | | 422 | 316 | 738 | | | |
| Britannia | 32 | 17 | | | 416 | 362 | 222 | 105 | 11 | | 681 | 481 | 1,165 | | | |
| Total | 102 | 83 | | | 1,515 | 1,369 | 718 | 322 | 14 | | 2,349 | 1,774 | 4,123 | | | |
| Grand Total | 349 | 324 | 1 | | 2,569 | 2,330 | 995 | 485 | 36 | | 3,950 | 3,139 | 7,089 | | | |
| Savanne | 81 | HAMLETS & C.— | | | | | | | | | | | | | | |
| | | Souillac | 484 | 513 | 3 | | 370 | 372 | 143 | 66 | 39 | 2 | 1,039 | 953 | 1,992 | |
| | | SUGAR ESTATES | | | | | | | | | | | | | | |
| | | Combo | 31 | 28 | | | 292 | 261 | 123 | 170 | | | 416 | 359 | 805 | |
| | | Fontenelle | 22 | 16 | | | 122 | 106 | 81 | 38 | | | 225 | 160 | 385 | |
| | | St Aubin | 66 | 55 | 1 | | 560 | 561 | 329 | 126 | | | 956 | 742 | 1,698 | |
| | | Terracine | 30 | 18 | | | 202 | 216 | 27 | 122 | | | 501 | 356 | 860 | |
| | | Total | 149 | 117 | 1 | | 1,176 | 1,144 | 805 | 356 | | | 2,131 | 1,617 | 3,748 | |
| | | Grand Total | 633 | 630 | 4 | | 1,546 | 1,516 | 948 | 422 | 39 | 2 | 3,170 | 2,570 | 5,740 | |
| | | Savanne | 82 | HAMLETS & C.— | | | | | | | | | | | | |
| Chemin Grenier | 908 | | | 900 | 5 | 2 | 1,562 | 1,503 | 623 | 298 | 18 | 1 | 3,416 | 2,706 | 5,852 | |
| Surinam | | | | | | | 8 | 5 | | | | | 8 | 5 | 13 | |
| Beau Champ (other parts of) | 38 | | | 32 | | | 227 | 180 | 80 | 37 | | | 315 | 249 | 594 | |
| Total | 916 | | | 932 | 5 | 2 | 1,797 | 1,688 | 703 | 335 | 48 | 1 | 3,499 | 2,960 | 6,159 | |
| SUGAR ESTATES.— | | | | | | | | | | | | | | | | |
| Chamouney | 34 | | | 35 | | | 158 | 149 | 68 | 33 | | | 260 | 223 | 483 | |
| Union Bel Air | 58 | | | 48 | 2 | 1 | 310 | 279 | 132 | 69 | | | 502 | 397 | 899 | |
| Bel Ombre | 50 | | | 35 | | | 378 | 369 | 236 | 114 | | | 664 | 518 | 1,182 | |
| Total | 142 | | | 118 | 2 | 1 | 846 | 797 | 436 | 222 | | | 1,426 | 1,138 | 2,566 | |
| Grand Total | 1,988 | 1,050 | 7 | 3 | 2,643 | 2,485 | 1,139 | 557 | 48 | 1 | 4,925 | 4,098 | 9,023 | | | |
| Savanne | 33 | HAMLETS & C.— | | | | | | | | | | | | | | |
| | | Le Cap | | 329 | 293 | 1 | | 301 | 311 | 112 | 38 | 13 | | 756 | 642 | 1,398 |
| | | Total of population exclusive of Sugar Estates | 2,757 | 2,687 | 11 | 2 | 1,722 | 1,491 | 1,594 | 795 | 192 | 7 | 9,276 | 7,985 | 17,261 | |
| | | Total Population on Sugar Estates | 663 | 592 | 4 | 1 | 5,707 | 5,385 | 3,595 | 1,650 | 17 | | 9,986 | 7,626 | 17,612 | |
| Grand Total of Population | 3,420 | 3,280 | 15 | 3 | 10,129 | 9,879 | 5,189 | 2,445 | 209 | 7 | 19,262 | 15,611 | 31,873 | | | |

APPENDIX No. 4.—(Continued)

| DISTRICT | Sections | Division of Sections | Europeans, whites, mixed and coloured | | Africans | | Indo-Mauritians | | Other Indians | | Chinese | | Total | | Grand Total | | |
|-------------|----------|------------------------|---------------------------------------|-----------------|----------|-----|-----------------|-------|---------------|-------|---------|-----|-------|-------|-------------|-------|-------|
| | | | M | F | M | F | M | F | M | F | M | F | M | F | | | |
| Black River | 84 | HAMLETS & C.— | | | | | | | | | | | | | | | |
| | | Petite Rivière Noire | 19 | 16 | 1 | | 50 | 41 | 20 | 11 | | | 90 | 68 | 158 | | |
| | | Les Salines | 6 | 4 | | | 12 | 7 | 4 | | | | 22 | 11 | 33 | | |
| | | Petite Case Noyale | 88 | 62 | | | 121 | 108 | 29 | 18 | 4 | 1 | 242 | 189 | 431 | | |
| | | St Patrice | 7 | 11 | | | 2 | 2 | 2 | | | | 11 | 13 | 24 | | |
| | | Morne Brabant | 137 | 132 | 3 | 2 | 70 | 56 | 19 | 12 | 4 | 1 | 233 | 203 | 436 | | |
| | | Grande Case Noyale | 37 | 37 | | | 74 | 51 | 12 | 6 | 5 | | 128 | 94 | 222 | | |
| | | La Gaulette | 23 | 17 | | | 3 | 2 | | | | | 26 | 19 | 45 | | |
| | | Coteau Raffin | 49 | 42 | | | 5 | 6 | 5 | 1 | | | 59 | 49 | 108 | | |
| | | Les Grandes Gorges | 2 | 3 | | | 66 | 59 | 15 | 6 | | | 83 | 68 | 151 | | |
| | | Grande Rivière Noire | 29 | 35 | 1 | | 8 | 7 | 5 | 1 | | | 43 | 46 | 89 | | |
| | | La Prairie | 1 | | | | | | 2 | | | | 3 | | 3 | | |
| | | Total | 398 | 359 | 5 | 2 | 411 | 339 | 113 | 58 | 13 | 2 | 940 | 760 | 1,700 | | |
| | 85 | HAMLETS & C.— | | | | | | | | | | | | | | | |
| | | Chamarel | 169 | 162 | | | 67 | 58 | 18 | 10 | 5 | | 259 | 230 | 489 | | |
| | | Piton Messin | 98 | 109 | | | 46 | 41 | 15 | 8 | | | 159 | 158 | 317 | | |
| | | Bol Air | 16 | 12 | | | 4 | 4 | 3 | 1 | | | 23 | 17 | 40 | | |
| | | Moka Mountain | 58 | 52 | 1 | | 4 | 6 | | | | | 63 | 58 | 121 | | |
| | | Baie du Cap | 6 | 3 | | | | | | | | | 6 | 3 | 9 | | |
| | | Gorges du Cap | 14 | 15 | | | 1 | 6 | 2 | 1 | | | 17 | 22 | 39 | | |
| | | Total | 361 | 353 | 1 | | 122 | 115 | 38 | 20 | 5 | | 527 | 488 | 1,015 | | |
| | 86 | HAMLETS & C. | | | | | | | | | | | | | | | |
| | | Magenta | | | | | 110 | 86 | 24 | 11 | | | 131 | 97 | 231 | | |
| | | Allee Jacques | 4 | 1 | | | 8 | 6 | | | | | 12 | 10 | 22 | | |
| | | Tamarind Hamlet | 33 | 20 | | | 11 | 9 | 2 | 1 | 3 | | 49 | 30 | 79 | | |
| | | Black River Village | 68 | 52 | | | 20 | 18 | 10 | 6 | 2 | | 100 | 76 | 176 | | |
| | | Tamarind Bay Village | 129 | 109 | | | 19 | 27 | 10 | 2 | 3 | | 161 | 138 | 299 | | |
| | | Lamvoite | 7 | 12 | | | 11 | 6 | | | | | 18 | 18 | 36 | | |
| | | La Rivière Noire Renot | 2 | 3 | | | 20 | 23 | 7 | | | | 29 | 29 | 58 | | |
| | | Black River Gorges | 20 | 24 | | | 80 | 77 | 16 | 9 | | | 116 | 110 | 226 | | |
| | | Tatamakt | | | | | 26 | 26 | 2 | | | | 28 | 26 | 54 | | |
| | | Camp Malgache | 9 | 7 | | | | | 2 | | | | 11 | 7 | 18 | | |
| | | Walhal | 4 | 7 | | | 64 | 44 | 19 | 1 | 4 | | 87 | 52 | 139 | | |
| | | Yemen | 11 | 10 | | | 84 | 77 | 15 | 12 | | | 114 | 99 | 213 | | |
| | | | | Total | 287 | 248 | | | 459 | 399 | 107 | 45 | 12 | | 859 | 692 | 1,551 |
| | | | | SUGAR ESTATES.— | | | | | | | | | | | | | |
| | | Tamarind Estate | 42 | 23 | | | 151 | 145 | 64 | 29 | | | 257 | 200 | 457 | | |
| | | Grand Total | 329 | 274 | | | 604 | 544 | 171 | 74 | 12 | | 1,116 | 892 | 2,008 | | |
| | 87 | HAMLETS & C.— | | | | | | | | | | | | | | | |
| | | La Louise | 19 | 12 | | | 28 | 23 | 9 | 7 | | | 57 | 42 | 99 | | |
| | | Mon Loisir | 1 | | | | 47 | 35 | 13 | 5 | | | 61 | 40 | 101 | | |
| | | Pierre Fonds | 7 | 9 | | | 57 | 57 | 16 | 9 | | | 80 | 75 | 155 | | |
| | | Palm | 14 | 10 | | | 69 | 78 | 38 | 20 | 3 | | 124 | 108 | 232 | | |
| | | Cascavelle | 92 | 93 | | | 21 | 13 | 2 | 1 | | | 115 | 107 | 222 | | |
| | | Bambous | 274 | 249 | 1 | 1 | 347 | 336 | 86 | 61 | 19 | | 727 | 647 | 1,374 | | |
| | | Roche Ville | 12 | 9 | | | 94 | 81 | 31 | 12 | 1 | | 138 | 102 | 240 | | |
| | | Cresson Ville | | | | | 57 | 63 | 33 | 20 | 3 | | 93 | 83 | 176 | | |
| | | Flicq en Placq | 112 | 95 | | | 266 | 218 | 46 | 39 | 14 | | 438 | 343 | 781 | | |
| | | Beau Songe | | | | | 17 | 13 | 15 | 9 | | | 32 | 22 | 54 | | |
| | | Casela | 12 | 15 | | | 51 | 44 | 5 | 9 | 6 | | 74 | 68 | 142 | | |
| | | Palmyre | 4 | | | | 65 | 59 | 14 | 6 | | | 83 | 65 | 148 | | |
| | | Médine | 6 | 6 | | | 3 | 2 | | | | | 9 | 8 | 17 | | |
| | | Brigault | 94 | 76 | | | | | | | | | 94 | 76 | 170 | | |
| | | Barachois | 2 | 9 | 1 | | 4 | 5 | 4 | | | | 11 | 14 | 25 | | |
| | | | | Total | 649 | 583 | 2 | 1 | 1,127 | 1,027 | 312 | 189 | 46 | | 2,136 | 1,800 | 3,936 |
| | | | | SUGAR ESTATES.— | | | | | | | | | | | | | |
| | | | | Wohmar Clurens | 15 | 11 | | | 354 | 332 | 100 | 39 | | | 469 | 382 | 851 |
| | | | | Médine | 27 | 16 | | | 239 | 214 | 193 | 70 | | | 459 | 300 | 759 |
| | | Total | 42 | 27 | | | 593 | 546 | 293 | 109 | | | 928 | 682 | 1,610 | | |
| | | Grand Total | 691 | 610 | 2 | 1 | 1,720 | 1,573 | 605 | 298 | 46 | | 3,064 | 2,482 | 5,546 | | |
| | 88 | HAMLETS & C.— | | | | | | | | | | | | | | | |
| | | Petite Rivière | 102 | 115 | 4 | 3 | 107 | 123 | 25 | 21 | 13 | | 251 | 262 | 513 | | |
| | | La Herne | 5 | 4 | | | 37 | 21 | 12 | 7 | | | 51 | 32 | 86 | | |
| | | La Mecque | 17 | 18 | | | 5 | 4 | 2 | 1 | 3 | | 27 | 23 | 50 | | |
| | | La Chaumière | 2 | | | | 122 | 104 | 66 | 47 | | | 190 | 151 | 341 | | |
| | | La Cantine | 36 | 27 | | | 22 | 10 | 3 | 2 | | | 61 | 39 | 100 | | |
| | | Le Bosquet | 6 | 9 | | | 92 | 92 | 17 | 7 | | | 115 | 108 | 223 | | |
| | | Bambous | 35 | 35 | | | 74 | 73 | 14 | 12 | | | 123 | 120 | 243 | | |
| | | Total | 203 | 208 | 4 | 3 | 459 | 427 | 135 | 97 | 16 | | 821 | 735 | 1,556 | | |

APPENDIX No. 4.—(Continued)

| DISTRICT | Sections | Division of Sections | Europeans, whites, mixed and coloured | | Africans | | Indo-Mauritians | | Other Indians | | Chinese | | Total | | Grand Total | |
|--------------------------------------|----------------------------------|--|---------------------------------------|-------|----------|-------|-----------------|-------|---------------|-----|---------|-----|-------|-------|-------------|--------|
| | | | M | F | M | F | M | F | M | F | M | F | M | F | | |
| Black River (Continued) | 88 | SUGAR ESTATES.— Albion | 21 | 15 | | | 309 | 290 | | 94 | 43 | 4 | | 428 | 348 | 776 |
| | | Gros Caillou | 9 | 8 | | | 44 | 26 | | 3 | 6 | 3 | | 59 | 40 | 99 |
| | | Total | 30 | 23 | | | 353 | 316 | | 97 | 49 | 7 | | 487 | 388 | 875 |
| | 89 | Grand Total | 233 | 231 | 4 | 3 | 812 | 743 | | 236 | 146 | 23 | | 1,308 | 1,123 | 2,431 |
| | | HAMLETS & C.— Petite Rivière | 211 | 189 | 3 | 1 | 155 | 110 | | 21 | 16 | 7 | | 397 | 346 | 743 |
| | 90 | HAMLETS & C.— Canal Belle Eau | 19 | 13 | 3 | 2 | 28 | 33 | | 4 | 4 | | | 54 | 52 | 106 |
| | | Pointe aux Sables | 41 | 45 | | | 10 | 14 | | 1 | | | | 52 | 49 | 101 |
| | | Upper Black River | 105 | 86 | 16 | 6 | 82 | 80 | | 18 | 14 | 6 | | 227 | 186 | 413 |
| | | Total | 165 | 144 | 19 | 8 | 120 | 117 | | 23 | 18 | 6 | | 333 | 287 | 620 |
| | 91 | Total Population exclusive of Sugar Estates | 2,274 | 2,084 | 34 | 15 | 2,847 | 2,561 | | 753 | 443 | 105 | 2 | 6,013 | 5,108 | 11,121 |
| Total Population on Sugar Estates | | 114 | 76 | | | 1,097 | 1,007 | | 454 | 187 | 7 | | 1,672 | 1,270 | 2,942 | |
| Grand Total of Population | | 2,388 | 2,160 | 34 | 15 | 3,944 | 3,571 | | 1,207 | 630 | 112 | 2 | 7,685 | 6,378 | 14,063 | |
| Plaines Wilhelms | 91 | HAMLETS & C.— Coromandel | 171 | 177 | 4 | 1 | 208 | 202 | | 62 | 36 | 1 | | 449 | 416 | 865 |
| | | Total | 171 | 177 | 4 | 1 | 208 | 202 | | 62 | 36 | 1 | | 449 | 416 | 865 |
| | 92 | HAMLETS & C.— Prisons | 605 | 462 | 4 | | 710 | 407 | | 437 | 132 | 30 | | 1,816 | 999 | 2,815 |
| | | Beau Bassin | 1,615 | 2,172 | 2 | 1 | 890 | 872 | | 211 | 137 | 55 | 2 | 2,776 | 3,184 | 5,960 |
| | 93 | Total | 2,220 | 2,634 | 6 | 1 | 1,600 | 1,277 | | 651 | 269 | 85 | 2 | 4,592 | 4,183 | 8,775 |
| | | HAMLETS & C.— Rose Hill | 1,905 | 2,237 | 14 | 3 | 1,724 | 1,680 | | 481 | 289 | 134 | 1 | 4,258 | 4,210 | 8,468 |
| | 94 | HAMLETS & C.— Lower Plaines Wilhelms | 299 | 337 | | | 579 | 607 | | 151 | 121 | 13 | | 1,033 | 1,067 | 2,100 |
| | | Quatre Bornes | 1,231 | 1,406 | 3 | 1 | 1,890 | 1,803 | | 568 | 318 | 61 | | 3,753 | 3,526 | 7,279 |
| | | Total | 1,530 | 1,743 | 3 | 1 | 2,469 | 2,410 | | 719 | 439 | 74 | | 4,786 | 4,593 | 9,379 |
| | 95 | SUGAR ESTATES.— Bassin | 22 | 26 | | | 265 | 235 | | 105 | 59 | 4 | | 396 | 320 | 716 |
| | | Grand Total | 1,552 | 1,769 | 3 | 1 | 2,734 | 2,645 | | 824 | 498 | 78 | | 5,182 | 4,913 | 10,095 |
| | 96 | HAMLETS & C.— Camp Fouquereaux | 299 | 266 | 1 | | 705 | 703 | | 177 | 91 | 20 | | 1,202 | 1,060 | 2,262 |
| | | Mesnil | 368 | 376 | 3 | | 590 | 558 | | 172 | 96 | 12 | 1 | 1,145 | 1,025 | 2,170 |
| | | Highlands (Morcellement) | | | | | 22 | 16 | | 6 | 3 | | | 28 | 19 | 47 |
| | | Total | 667 | 642 | 4 | | 1,317 | 1,277 | | 355 | 184 | 32 | 1 | 2,377 | 2,104 | 4,479 |
| | | SUGAR ESTATES.— Trianon | | | | | 365 | 351 | | 119 | 58 | | | 484 | 409 | 893 |
| 97 | Highlands | | | | | 303 | 236 | | 70 | 54 | | | 373 | 290 | 663 | |
| | Phoenix | | | | | 183 | 145 | | 68 | 14 | | | 251 | 189 | 440 | |
| | Bagatelle | 11 | 9 | | | 200 | 165 | | 63 | 28 | 3 | | 277 | 202 | 479 | |
| | Total | 11 | 9 | | | 1,051 | 897 | | 320 | 184 | 3 | | 1,385 | 1,090 | 2,475 | |
| | Grand Total | 678 | 651 | 4 | | 2,368 | 2,174 | | 675 | 368 | 35 | 1 | 3,760 | 3,194 | 6,954 | |
| 98 | HAMLETS & C.— Phoenix Village | 276 | 302 | 1 | | 527 | 506 | | 134 | 74 | 30 | 4 | 968 | 886 | 1,854 | |
| | Bonne Terre Phoenix | 217 | 282 | | | 401 | 377 | | 110 | 47 | 9 | 1 | 737 | 707 | 1,444 | |
| | Mesnil Village | 69 | 85 | 1 | | 206 | 166 | | 33 | 23 | 3 | | 312 | 274 | 586 | |
| | Réunion | 1 | 4 | | | 34 | 38 | | 14 | 9 | | | 49 | 51 | 100 | |
| | Allée Brillant | 46 | 50 | | | 102 | 94 | | 24 | 18 | 3 | | 175 | 162 | 337 | |
| | Mongalkan | 10 | 10 | | | 18 | 11 | | 2 | 4 | | | 30 | 25 | 55 | |
| | Clairfond | 20 | 31 | | | 216 | 210 | | 43 | 37 | | | 279 | 278 | 557 | |
| | Curepipe "Proper" | 48 | 36 | | | 187 | 189 | | 79 | 23 | 3 | 1 | 317 | 249 | 566 | |
| | Vacoas | 20 | 21 | | | 210 | 213 | | 49 | 29 | 7 | | 286 | 263 | 549 | |
| | Mare Sèche | 4 | 5 | | | 22 | 17 | | 5 | 2 | | | 31 | 24 | 55 | |
| | Total | 711 | 826 | 2 | | 1,923 | 1,821 | | 1,008 | 256 | 55 | 6 | 3,184 | 2,907 | 6,091 | |

APPENDIX No. 4.—(Continued)

| DISTRICT | Sections | Division of Sections | Europeans, whites, mixed and coloured | | Africans | | Indo-Mauritians | | Other Indians | | Chinese | | Total | | Grand Total | |
|-----------------------------|----------|---|---------------------------------------|--------|----------|-----|-----------------|--------|---------------|-------|---------|-----|--------|--------|-------------|--|
| | | | M | F | M | F | M | F | M | F | M | F | M | F | | |
| Plaines Wilhems (Continued) | 97 | HAMLETS & C.— | | | | | | | | | | | | | | |
| | | Camp Roche | 59 | 49 | .. | .. | 178 | 163 | 49 | 23 | 7 | .. | 293 | 235 | 528 | |
| | | Holy Rood | 22 | 11 | .. | .. | 137 | 149 | 42 | 15 | .. | .. | 201 | 175 | 376 | |
| | | Camp Lasavanne | 22 | 15 | .. | .. | .. | .. | .. | .. | .. | .. | 22 | 15 | 37 | |
| | | Camp Mapou | 136 | 140 | .. | .. | 135 | 118 | 20 | 14 | 6 | .. | 297 | 272 | 569 | |
| | | La Caverne | 548 | 696 | .. | .. | 625 | 611 | 169 | 85 | 29 | .. | 1,371 | 1,392 | 2,763 | |
| | | Quinze Cantons | 106 | 105 | .. | .. | 203 | 205 | 80 | 49 | .. | .. | 389 | 359 | 748 | |
| | | La Croisec | 37 | 34 | .. | .. | 92 | 98 | 42 | 17 | 6 | .. | 177 | 159 | 336 | |
| | | Vacoas | 83 | 62 | .. | .. | 58 | 64 | 8 | 5 | .. | .. | 149 | 131 | 280 | |
| | | La Marie & Le Prelude | 4 | 6 | .. | .. | 8 | 6 | 2 | .. | .. | .. | 14 | 12 | 26 | |
| | | Total | 1,017 | 1,118 | .. | .. | 1,436 | 1,414 | 412 | 218 | 18 | .. | 2,913 | 2,750 | 5,663 | |
| | | SUGAR ESTATES.— | | | | | | | | | | | | | | |
| | | Réunion | 17 | 25 | .. | .. | 251 | 218 | 81 | 33 | .. | .. | 349 | 276 | 625 | |
| | | Grand Total | 1,034 | 1,143 | .. | .. | 1,687 | 1,632 | 493 | 251 | 48 | .. | 3,262 | 3,026 | 6,288 | |
| | 98 | HAMLETS & C.— | | | | | | | | | | | | | | |
| | | Curepipe | 941 | 1,235 | 1 | .. | 478 | 404 | 129 | 46 | 51 | 1 | 1,600 | 1,686 | 3,286 | |
| | | Upper Plaines Wilhems | 1,020 | 1,313 | 7 | 1 | 652 | 659 | 168 | 90 | 39 | .. | 1,886 | 2,063 | 3,949 | |
| | | Total | 1,961 | 2,548 | 8 | 1 | 1,130 | 1,063 | 297 | 136 | 90 | 1 | 3,486 | 3,749 | 7,235 | |
| | 99 | HAMLETS & C.— | | | | | | | | | | | | | | |
| | | Curepipe Town | 1,514 | 1,882 | 1 | 1 | 1,107 | 1,135 | 251 | 117 | 53 | .. | 2,926 | 3,135 | 6,061 | |
| | 100 | SUGAR ESTATES.— | | | | | | | | | | | | | | |
| | | Henrietta | 57 | 48 | .. | .. | 332 | 316 | 103 | 61 | 3 | .. | 495 | 425 | 920 | |
| | 101 | HAMLETS & C.— | | | | | | | | | | | | | | |
| | | Eau Bleue | 76 | 71 | .. | .. | 227 | 227 | 80 | 41 | 7 | .. | 390 | 339 | 729 | |
| | | Terrain Baissac | 22 | 17 | .. | .. | 40 | 42 | 17 | 13 | .. | .. | 79 | 72 | 151 | |
| | | Forest Side | 33 | 45 | .. | .. | 25 | 30 | 3 | 3 | .. | .. | 61 | 78 | 139 | |
| | | Fressanges | 8 | 7 | .. | .. | 10 | 7 | 2 | 1 | .. | .. | 20 | 15 | 35 | |
| | | Terrain Barnard | 8 | 9 | .. | .. | 16 | 18 | 6 | 3 | .. | .. | 30 | 30 | 60 | |
| | | Ville d'Avray | 29 | 19 | 1 | .. | 303 | 274 | 78 | 51 | 1 | .. | 412 | 344 | 756 | |
| | | Total | 176 | 168 | 1 | .. | 621 | 598 | 186 | 112 | 8 | .. | 992 | 878 | 1,870 | |
| | | Total Population exclusive of Sugar Estates | 11,872 | 13,975 | 43 | 8 | 13,556 | 12,877 | 3,907 | 2,066 | 583 | 11 | 29,961 | 28,937 | 58,898 | |
| | | Total Population on Sugar Estates | 107 | 108 | .. | .. | 1,899 | 1,666 | 609 | 337 | 10 | 11 | 2,625 | 2,111 | 4,736 | |
| | | Grand Total of Population | 11,979 | 14,083 | 43 | 8 | 15,455 | 14,543 | 4,516 | 2,403 | 593 | 22 | 32,586 | 31,048 | 63,634 | |
| Moka | 102 | HAMLETS & C.— | | | | | | | | | | | | | | |
| | | Rivière du Bois | 1 | 2 | .. | .. | 4 | .. | .. | 1 | .. | .. | 5 | 3 | 8 | |
| | | Hermitage Village | 14 | 20 | .. | .. | 12 | 15 | 1 | 1 | 2 | .. | 29 | 36 | 65 | |
| | | Other parts | 31 | 49 | .. | .. | 124 | 106 | 35 | 32 | 4 | .. | 194 | 187 | 381 | |
| | | Total | 46 | 71 | .. | .. | 140 | 121 | 36 | 34 | 6 | .. | 228 | 226 | 454 | |
| | | SUGAR ESTATES | | | | | | | | | | | | | | |
| | | Hermitage | 8 | 16 | .. | .. | 160 | 151 | 44 | 33 | .. | .. | 212 | 200 | 412 | |
| | | Valetta | 55 | 70 | .. | .. | 520 | 504 | 241 | 96 | 4 | .. | 820 | 670 | 1,490 | |
| | | Total | 63 | 86 | .. | .. | 680 | 655 | 285 | 129 | 4 | .. | 1,032 | 870 | 1,902 | |
| | | Grand Total | 109 | 157 | .. | .. | 820 | 776 | 321 | 163 | 10 | .. | 1,260 | 1,096 | 2,356 | |
| | 103 | HAMLETS & C.— | | | | | | | | | | | | | | |
| | | Quartier Militaire | 190 | 222 | .. | .. | 502 | 480 | 141 | 90 | 11 | .. | 844 | 792 | 1,636 | |
| | | Neighbourhood of Cognac | 4 | 3 | .. | .. | 78 | 55 | 14 | 16 | .. | .. | 96 | 74 | 170 | |
| | | Dubois "Bois Madras" | .. | .. | .. | .. | 41 | 43 | 9 | 5 | .. | .. | 50 | 48 | 98 | |
| | | Hervé "Bois Pongnet" | .. | .. | .. | .. | 29 | 36 | 6 | 3 | .. | .. | 35 | 39 | 74 | |
| | | Providence | 26 | 31 | 1 | .. | 110 | 431 | 127 | 65 | 3 | .. | 597 | 527 | 1,124 | |
| | | Magenta "Camp de Masque" | 13 | 7 | .. | .. | 108 | 96 | 24 | 10 | .. | .. | 145 | 113 | 258 | |
| | | Montagne Blanche | 111 | 80 | .. | .. | 713 | 702 | 223 | 103 | 13 | .. | 1,060 | 885 | 1,945 | |
| | Melrose | 10 | 11 | .. | .. | 268 | 233 | 71 | 44 | 3 | .. | 352 | 288 | 640 | | |
| | | La Russie | 5 | 4 | .. | .. | 72 | 69 | 25 | 21 | .. | .. | 102 | 94 | 196 | |
| | | Total | 359 | 358 | 1 | .. | 2,251 | 2,145 | 640 | 357 | 30 | .. | 3,281 | 2,860 | 6,141 | |

APPENDIX No. 4.—(Continued)

| DISTRICT | Sections | Division of Sections | Europeans, whites, mixed and coloured | | African | | Indo-Mauritians | | Other Indians | | Chinese | | Total | | Grand Total | |
|--------------------------------|-----------------------------------|--------------------------|---------------------------------------|-----|---------|-------|-----------------|-------|---------------|-------|---------|-------|-------|-------|-------------|-------|
| | | | M | F | M | F | M | F | M | F | M | F | M | F | | |
| | | | | | | | | | | | | | | | | |
| Moka (Continued) | 103 | SUGAR ESTATES.— | | | | | | | | | | | | | | |
| | | Melrose "Sans Souci" ... | 81 | 88 | | | 597 | 526 | 581 | 229 | 4 | | 1,263 | 843 | 2,106 | |
| | | Bel Etang ... | 15 | 12 | | | 398 | 387 | 168 | 92 | 3 | | 584 | 491 | 1,075 | |
| | | Total ... | 96 | 100 | | | 995 | 913 | 749 | 321 | 7 | | 1,847 | 1,334 | 3,181 | |
| | | | Grand Total ... | 455 | 458 | 1 | | 3,246 | 3,058 | 1,389 | 678 | 37 | | 5,128 | 4,194 | 9,322 |
| | 104 | HAMLETS & C.— | | | | | | | | | | | | | | |
| | | Beau Bois Village ... | 11 | 8 | | | 50 | 46 | 6 | 2 | 5 | | 72 | 56 | 128 | |
| | | L'Elysée ... | | | | | 109 | 91 | 35 | 23 | | | 144 | 114 | 258 | |
| | | Colville ... | 15 | 17 | | | 388 | 366 | 132 | 54 | | | 535 | 437 | 972 | |
| | | Nouvelle Découverte ... | | | | | 98 | 86 | 20 | 12 | | | 118 | 98 | 216 | |
| Salazie "Ferran Jolicoeur" ... | | | | | | 19 | 13 | 4 | 2 | | | 23 | 15 | 38 | | |
| Camp Malgache ... | | | | | | 79 | 67 | 24 | 22 | | | 103 | 80 | 192 | | |
| Ripailles Village ... | | 2 | 2 | | | 125 | 136 | 51 | 36 | | | 178 | 174 | 352 | | |
| Total ... | | 28 | 27 | | | 868 | 805 | 272 | 151 | 5 | | 1,173 | 983 | 2,156 | | |
| | | | SUGAR ESTATES.— | | | | | | | | | | | | | |
| | | Beau Bois ... | 2 | 3 | | | 265 | 231 | 96 | 48 | 1 | 360 | 286 | 646 | | |
| | | Espérance ... | | | | | 318 | 314 | 96 | 63 | 3 | 447 | 377 | 824 | | |
| | | Ripailles ... | | | | | 112 | 117 | 34 | 25 | 2 | 148 | 142 | 290 | | |
| | | Total ... | 2 | 3 | | | 725 | 665 | 223 | 136 | 5 | 955 | 805 | 1,760 | | |
| | | Grand Total ... | 30 | 30 | | | 1,593 | 1,470 | 495 | 287 | 10 | 2,128 | 1,788 | 3,916 | | |
| 105 | HAMLETS & C.— | | | | | | | | | | | | | | | |
| | Camp Plaideau (Créole) ... | 47 | 56 | | | 116 | 103 | 51 | 26 | | | 214 | 185 | 399 | | |
| | Gambetta (Quartier Militaire) ... | 92 | 111 | | | 77 | 82 | 27 | 16 | 11 | 1 | 207 | 210 | 417 | | |
| | Avenir ... | 182 | 140 | | | 119 | 123 | 45 | 26 | 7 | | 353 | 289 | 642 | | |
| | St Pierre near Beau Bois ... | 97 | 154 | | | 74 | 83 | 26 | 10 | 15 | 1 | 212 | 248 | 460 | | |
| | Verdun ... | 104 | 109 | | 1 | 164 | 173 | 36 | 23 | 10 | | 314 | 306 | 620 | | |
| | Assurance ... | 41 | 51 | | | 177 | 179 | 69 | 16 | 3 | | 290 | 270 | 560 | | |
| | Near Cote d'Or ... | 56 | 65 | | | 57 | 49 | 9 | 4 | 4 | | 126 | 118 | 244 | | |
| | Total ... | 619 | 686 | | 1 | 784 | 792 | 263 | 145 | 50 | 2 | 1,716 | 1,626 | 3,342 | | |
| | | | SUGAR ESTATES.— | | | | | | | | | | | | | |
| | | Alma ... | 5 | 5 | | | 619 | 539 | 278 | 138 | | 902 | 682 | 1,584 | | |
| | | Bonne Veine ... | | | | | 208 | 177 | 50 | 29 | | 258 | 206 | 464 | | |
| | | Bar-le-Duc ... | 8 | 17 | | | 335 | 281 | 124 | 65 | | 467 | 363 | 830 | | |
| | | Côte d'Or ... | | | | | 367 | 323 | 169 | 99 | | 536 | 422 | 958 | | |
| | | Mon Désert ... | | | | | 295 | 296 | 123 | 71 | | 418 | 367 | 785 | | |
| | | Total ... | 13 | 22 | | | 1,824 | 1,616 | 744 | 402 | | 2,581 | 2,040 | 4,621 | | |
| | | Grand Total ... | 632 | 708 | | 1 | 2,608 | 2,408 | 1,007 | 547 | 50 | 4,297 | 3,666 | 7,963 | | |
| 106 | HAMLETS & C.— | | | | | | | | | | | | | | | |
| | St Pierre "Mon Désert" ... | 43 | 60 | | | 22 | 20 | 7 | 4 | | | 72 | 84 | 156 | | |
| | "Agrément" ... | 64 | 99 | 1 | | 15 | 8 | 4 | 8 | | | 92 | 107 | 199 | | |
| | Belle Rose ... | 59 | 66 | | | 62 | 81 | 17 | 5 | 4 | | 142 | 152 | 294 | | |
| | Petit Verger ... | 300 | 316 | | | 352 | 363 | 79 | 58 | 13 | | 744 | 737 | 1,481 | | |
| | Roslyn Cottage ... | | | | | 147 | 138 | 42 | 19 | | | 189 | 157 | 346 | | |
| | Moka Village ... | 265 | 297 | 3 | 1 | 246 | 250 | 60 | 30 | 12 | | 586 | 578 | 1,164 | | |
| | Bois Chéri ... | 160 | 191 | | | 127 | 126 | 33 | 16 | 5 | | 325 | 333 | 658 | | |
| | Réduit ... | 67 | 74 | | | 118 | 102 | 18 | 9 | | | 203 | 185 | 388 | | |
| | Rivière Baptiste ... | 98 | 95 | 1 | | 156 | 126 | 26 | 26 | 9 | | 290 | 247 | 537 | | |
| Circonstance ... | | | | | | | 74 | 56 | | | 74 | 56 | 130 | | | |
| Chantenay ... | 41 | 56 | | | 111 | 106 | 21 | 17 | 3 | | 184 | 179 | 363 | | | |
| Mont Ory ... | 142 | 154 | 2 | | 279 | 209 | 62 | 49 | 8 | | 493 | 412 | 905 | | | |
| Mont Fleury ... | 64 | 72 | | | 74 | 81 | 27 | 8 | | | 165 | 164 | 329 | | | |
| Total ... | 1,303 | 1,480 | 7 | 1 | 1,714 | 1,613 | 473 | 297 | 62 | | 3,559 | 3,365 | 6,924 | | | |

APPENDIX No. 4—(Continued)

| DISTRICT | Sections | Division of Sections | Europeans, whites, mixed and coloured | | Africans | | Indo-Mauritians | | Other Indians | | Chinese | | Total. | | Grand Total | |
|---|--------------------------|-----------------------|---------------------------------------|-----------------|----------|-----|-----------------|--------|---------------|-------|---------|-----|--------|--------|-------------|-----|
| | | | M | F | M | F | M | F | M | F | M | F | M | F | | |
| Koka (Continued) | 106 | Brought forward ... | 1,303 | 1,480 | 7 | 1 | 1,714 | 1,613 | 473 | 297 | 62 | ... | 3,559 | 3,391 | 6,950 | |
| | | SUGAR ESTATES.— | | | | | | | | | | | | | | |
| | | Pieter Both | 9 | 10 | ... | ... | 299 | 251 | 233 | 91 | ... | ... | 541 | 352 | 893 | |
| | | Bon Air | ... | ... | ... | ... | 163 | 160 | 42 | 26 | ... | ... | 205 | 186 | 391 | |
| | | Agrément | ... | ... | ... | ... | 143 | 140 | 92 | 52 | ... | ... | 235 | 192 | 427 | |
| | | Helvétia | ... | ... | 6 | ... | 150 | 159 | 107 | 55 | ... | ... | 257 | 220 | 477 | |
| | | Minissy | ... | ... | ... | ... | 225 | 238 | 64 | 20 | ... | ... | 289 | 258 | 547 | |
| | | Total | 9 | 16 | ... | ... | 980 | 948 | 538 | 244 | ... | ... | 1,527 | 1,208 | 2,735 | |
| | | Grand Total | 1,312 | 1,496 | 7 | 1 | 2,694 | 2,561 | 1,011 | 541 | 62 | ... | 5,086 | 4,599 | 9,685 | |
| | | 107 | HAMLETS & C.— | Guiby | ... | ... | ... | ... | 47 | 30 | 5 | 2 | ... | ... | 52 | 32 |
| | Anse Courtois | | | 7 | 9 | ... | ... | 189 | 171 | 54 | 34 | ... | ... | 250 | 214 | 464 |
| | Camp Chapelot | | | 28 | 24 | ... | ... | 51 | 44 | 13 | 15 | ... | ... | 92 | 83 | 175 |
| | Terre Coupée | | | 42 | 34 | 1 | 1 | 84 | 60 | 16 | 9 | 3 | ... | 146 | 104 | 250 |
| | Allée Mangue | | | 3 | 1 | ... | ... | 48 | 33 | 16 | 5 | ... | ... | 67 | 39 | 106 |
| | Pailles | | | 126 | 117 | 1 | ... | 192 | 200 | 41 | 42 | 14 | ... | 374 | 350 | 733 |
| | Terrain Dijoux | | | 2 | 2 | ... | ... | 11 | 12 | 6 | 7 | ... | ... | 19 | 21 | 40 |
| | „ Morel | | | ... | ... | ... | ... | 9 | 6 | ... | ... | ... | ... | 9 | 6 | 15 |
| | „ Beyts | | | 2 | ... | ... | ... | 18 | 15 | 10 | 2 | ... | ... | 30 | 17 | 47 |
| | Other parts | | | 13 | 12 | 1 | ... | 21 | 15 | 9 | 7 | ... | ... | 44 | 34 | 78 |
| | Terrain Hardy | 1 | ... | ... | ... | 4 | 12 | 4 | 3 | ... | ... | 9 | 15 | 24 | | |
| Total | 224 | 199 | 3 | 1 | 674 | 598 | 174 | 126 | 17 | ... | 1,092 | 924 | 2,016 | | | |
| Total Population exclusive of Sugar Estates | | | 2,579 | 2,821 | 11 | 3 | 6,431 | 6,074 | 1,858 | 1,110 | 170 | 2 | 11,049 | 10,010 | 21,059 | |
| Total population on Sugar Estates | | | 183 | 227 | ... | ... | 5,204 | 4,797 | 2,539 | 1,232 | 16 | 1 | 7,942 | 6,257 | 14,199 | |
| Grand Total of Population | | | 2,762 | 3,048 | 11 | 3 | 11,635 | 10,871 | 4,397 | 2,342 | 186 | 3 | 18,991 | 16,267 | 35,258 | |

APPENDIX
RECAPITU-
Population exclusive

| Districts | Europeans, Whites, Mixed and Coloured | | | Africans | | |
|--------------------|---------------------------------------|---------|---------|----------|---------|-------|
| | Males | Females | Total | Males | Females | Total |
| Port Louis | 14,469 | 15,695 | 30,164 | 136 | 47 | 183 |
| Pamplemousses | 3,666 | 3,438 | 7,104 | 63 | 21 | 84 |
| Rivière du Rempart | 1,911 | 1,746 | 3,657 | 8 | 2 | 10 |
| Flacq | 4,521 | 4,452 | 8,973 | 4 | .. | 4 |
| Grand Port | 5,558 | 5,569 | 11,127 | 7 | 1 | 8 |
| Savanne | 2,757 | 2,687 | 5,444 | 11 | 2 | 13 |
| Black River | 2,274 | 2,084 | 4,358 | 34 | 15 | 49 |
| Plaines Wilhems | 11,872 | 13,975 | 25,847 | 43 | 8 | 51 |
| Moka | 2,579 | 2,821 | 5,400 | 11 | 3 | 14 |
| Total | 49,610 | 52,467 | 102,077 | 317 | 99 | 416 |

Population on

| | | | | | | |
|--------------------|--------|--------|---------|-----|-----|-----|
| Port Louis | .. | .. | .. | .. | .. | .. |
| Pamplemousses | 224 | 211 | 435 | .. | .. | .. |
| Rivière du Rempart | 522 | 481 | 1,003 | 3 | .. | 3 |
| Flacq | 646 | 585 | 1,231 | 4 | .. | 4 |
| Grand Port | 600 | 579 | 1,179 | 4 | .. | 4 |
| Savanne | 663 | 593 | 1,256 | 4 | 1 | 5 |
| Black River | 114 | 76 | 190 | .. | .. | .. |
| Plaines Wilhems | 107 | 108 | 215 | .. | .. | .. |
| Moka | 183 | 227 | 410 | .. | .. | .. |
| Total | 3,059 | 2,860 | 5,919 | 15 | 1 | 16 |
| Grand Total | 52,669 | 55,327 | 107,996 | 332 | 100 | 432 |

No. 4.

LATION

of Sugar Estates

| Indo-Mauritians | | | Other Indians | | | Chinese | | | Total | | Grand Total |
|-----------------|---------|---------|---------------|---------|--------|---------|---------|-------|---------|---------|-------------|
| Males | Females | Total | Males | Females | Total | Males | Females | Total | Males | Females | |
| 7,774 | 7,598 | 15,372 | 3,947 | 1,648 | 5,595 | 1,404 | 22 | 1,426 | 27,730 | 25,010 | 52,740 |
| 9,249 | 8,583 | 17,832 | 2,492 | 1,292 | 3,784 | 231 | 2 | 233 | 15,701 | 13,336 | 29,037 |
| 3,300 | 3,113 | 6,413 | 1,246 | 588 | 1,834 | 85 | 2 | 87 | 6,550 | 5,451 | 12,001 |
| 11,135 | 10,366 | 11,501 | 3,082 | 1,839 | 4,921 | 268 | 2 | 270 | 19,015 | 16,661 | 35,676 |
| 9,419 | 8,458 | 17,877 | 2,923 | 1,594 | 4,517 | 258 | 1 | 259 | 18,164 | 15,623 | 33,787 |
| 4,722 | 4,494 | 9,216 | 1,594 | 795 | 2,389 | 192 | 7 | 199 | 9,276 | 5,007 | 14,283 |
| 2,947 | 2,564 | 5,411 | 572 | 1,110 | 1,682 | 11 | 1 | 12 | 6,013 | 3,008 | 9,021 |
| 13,556 | 12,877 | 26,433 | 3,907 | 2,066 | 5,973 | 583 | 11 | 594 | 29,961 | 28,937 | 58,898 |
| 6,481 | 6,074 | 12,555 | 1,858 | 1,110 | 2,968 | 170 | 2 | 172 | 11,049 | 10,010 | 21,059 |
| 68,433 | 64,127 | 132,560 | 21,802 | 11,375 | 33,177 | 3,296 | 51 | 3,347 | 143,459 | 128,121 | 271,580 |

Sugar Estates

| | | | | | | | | | | | |
|---------|--------|---------|--------|--------|--------|-------|-----|-------|---------|---------|---------|
| ... | ... | ... | ... | ... | ... | ... | ... | ... | ... | ... | ... |
| 3,787 | 3,476 | 7,263 | 1,499 | 767 | 2,266 | 16 | .. | 16 | 5,526 | 4,454 | 9,980 |
| 4,815 | 4,633 | 9,448 | 2,729 | 1,450 | 4,179 | 41 | 4 | 45 | 8,110 | 6,568 | 14,678 |
| 6,759 | 6,080 | 12,839 | 3,715 | 1,706 | 5,421 | 18 | 2 | 21 | 11,141 | 8,371 | 19,512 |
| 5,289 | 4,737 | 10,026 | 3,188 | 1,374 | 4,562 | 29 | . | 29 | 9,091 | 6,690 | 15,781 |
| 5,707 | 5,385 | 11,092 | 3,595 | 1,650 | 5,245 | 17 | .. | 17 | 9,986 | 7,629 | 17,615 |
| 1,097 | 1,007 | 2,104 | 454 | 187 | 641 | 7 | ... | 7 | 1,672 | 1,270 | 2,942 |
| 1,899 | 1,666 | 3,565 | 609 | 337 | 946 | 10 | ... | 10 | 2,625 | 2,111 | 4,736 |
| 5,204 | 4,797 | 10,001 | 2,539 | 1,232 | 3,771 | 16 | 1 | 17 | 7,942 | 6,257 | 14,199 |
| 34,537 | 31,781 | 66,318 | 18,328 | 8,703 | 27,031 | 155 | 7 | 162 | 56,093 | 43,350 | 99,443 |
| 102,970 | 95,908 | 198,878 | 40,130 | 20,078 | 60,208 | 3,451 | 58 | 3,509 | 199,552 | 171,471 | 371,023 |

CIVIL STATUS OF THE INHABITANTS

| District | No. of Sections | Married | | | | | | | | | | Unmarried | | | | | | | | | | Total |
|---------------|--------------------|--|------|-----------|-----|------------------|------|----------------|-----|---------|-----|--|-------|-----------|------|------------------|-------|----------------|------|------|-----|-------|
| | | Europeans, whites, mixed and coloured. | | Africans. | | Indo Mauritians. | | Other Indians. | | Chinese | | Europeans, whites, mixed and coloured. | | Africans. | | Indo Mauritians. | | Other Indians. | | | | |
| | | M | F | M | F | M | F | M | F | M | F | M | F | M | F | M | F | M | F | | | |
| | | | | | | | | | | | | | | | | | | | | | | |
| Port Louis | 1 | 6 | 6 | 2 | ... | 13 | 23 | 18 | 8 | ... | 17 | 20 | ... | ... | 384 | 367 | 111 | 41 | | | | |
| | 2 | 20 | 21 | ... | ... | 23 | 37 | 32 | 17 | ... | 68 | 62 | ... | ... | 55 | 425 | 63 | 41 | | | | |
| | 3 | 89 | 93 | 4 | 1 | 16 | 19 | 5 | 4 | 1 | 135 | 158 | 1 | 1 | 61 | 47 | 6 | 5 | | | | |
| | 4 | 27 | 21 | ... | ... | 11 | 8 | 5 | 2 | ... | 146 | 152 | ... | ... | 74 | 47 | 38 | 14 | | | | |
| | 5 | 69 | 72 | 3 | 2 | 9 | 12 | 8 | 3 | ... | 151 | 161 | ... | ... | 68 | 71 | 20 | 11 | | | | |
| | 6 | 89 | 90 | 5 | 3 | 21 | 21 | 23 | 15 | 1 | 223 | 175 | 1 | 2 | 175 | 178 | 93 | 46 | | | | |
| | 7 | 33 | 33 | 3 | 3 | 15 | 26 | 15 | 15 | 2 | 86 | 44 | 6 | 6 | 179 | 155 | 66 | 36 | | | | |
| | 8 | 71 | 81 | 3 | ... | 21 | 32 | 17 | 8 | 1 | 174 | 178 | 1 | 3 | 185 | 161 | 52 | 43 | | | | |
| | 9 | 74 | 70 | ... | ... | 5 | 13 | 13 | 4 | 2 | 214 | 161 | 4 | 1 | 137 | 128 | 41 | 18 | | | | |
| | 10 | 53 | 62 | ... | 1 | 9 | 21 | 10 | 11 | ... | 379 | 501 | 3 | ... | 98 | 107 | 17 | 7 | | | | |
| | 11 | 153 | 166 | ... | ... | 23 | 24 | 2 | 1 | ... | 447 | 449 | ... | ... | 91 | 77 | ... | ... | | | | |
| | 12 | 47 | 45 | ... | ... | 3 | 2 | ... | ... | ... | 102 | 105 | ... | ... | 94 | 87 | 8 | 3 | | | | |
| | 13 | 63 | 70 | ... | ... | 18 | 18 | 1 | 2 | ... | 11 | 49 | ... | ... | 159 | 134 | 29 | 13 | | | | |
| | 14 | 12 | 9 | ... | ... | 16 | 20 | 11 | 5 | ... | 70 | 39 | ... | ... | 109 | 78 | 12 | 8 | | | | |
| | 15 | 29 | 30 | ... | ... | 42 | 41 | 19 | 16 | ... | 91 | 90 | ... | ... | 5 | 3 | 9 | 1 | | | | |
| | 16 | 14 | 20 | ... | ... | 5 | 3 | 5 | 5 | ... | 60 | 53 | ... | ... | 7 | 3 | 20 | ... | | | | |
| | 17 | 18 | 19 | ... | 1 | 74 | 86 | 17 | 13 | ... | 394 | 407 | 3 | 3 | 203 | 195 | 38 | 8 | | | | |
| | 18 | 332 | 199 | ... | 1 | 7 | 9 | 3 | 5 | ... | 161 | 87 | 9 | 2 | 161 | 112 | 38 | 13 | | | | |
| | 19 | 26 | 23 | ... | 7 | 7 | 9 | 3 | 5 | ... | 201 | 180 | 9 | 2 | 63 | 66 | 17 | 14 | | | | |
| | 20 | 74 | 78 | 11 | 7 | 12 | 14 | 12 | 11 | 2 | 218 | 186 | 1 | 2 | 251 | 236 | 62 | 59 | | | | |
| | 21 | 51 | 51 | ... | 1 | 11 | 21 | 23 | 17 | 3 | 356 | 322 | 7 | 2 | 129 | 130 | 13 | 16 | | | | |
| | 22 | 121 | 132 | 1 | 1 | 25 | 26 | 18 | 8 | 2 | 443 | 480 | 3 | 1 | 77 | 81 | 3 | 2 | | | | |
| | 23 | 156 | 165 | ... | ... | 29 | 27 | 22 | 8 | 2 | 294 | 315 | 1 | ... | 12 | 25 | 5 | 1 | | | | |
| | 24 | 90 | 99 | ... | ... | 3 | 3 | 3 | 3 | 2 | 325 | 352 | ... | ... | 83 | 80 | 5 | 12 | | | | |
| | 25 | 113 | 119 | ... | ... | 6 | 7 | 6 | 4 | 3 | 280 | 287 | 3 | 2 | 19 | 17 | 2 | 2 | | | | |
| | 26 | 126 | 123 | ... | ... | 11 | 12 | 6 | 1 | 1 | 134 | 155 | ... | ... | 130 | 87 | 53 | 8 | | | | |
| | 27 | 18 | 17 | ... | 1 | 26 | 25 | 15 | 5 | 2 | 287 | 337 | 2 | ... | 61 | 62 | 3 | 3 | | | | |
| | 28 | 192 | 178 | ... | ... | 23 | 32 | 20 | 20 | 2 | 351 | 412 | 2 | ... | 187 | 121 | 46 | 71 | | | | |
| | 29 | 8 | 9 | ... | ... | 1 | 4 | ... | ... | ... | 13 | 8 | ... | ... | 3 | 2 | 3 | 3 | | | | |
| | 30 | 21 | 18 | ... | ... | 1 | 2 | ... | ... | ... | 38 | 35 | 2 | ... | 27 | 17 | 2 | 1 | | | | |
| 31 | 8 | 9 | ... | ... | 13 | 36 | 41 | 20 | ... | 100 | 371 | ... | ... | 231 | 84 | 702 | 1 | | | | | |
| 32 | 141 | 121 | ... | ... | 12 | 18 | 11 | 5 | ... | 237 | 241 | ... | ... | 104 | 89 | 6 | 6 | | | | | |
| 33 | 90 | 96 | 1 | ... | 8 | 13 | 5 | 1 | 1 | 276 | 287 | ... | ... | 17 | 39 | ... | ... | | | | | |
| 34 | 96 | 70 | ... | ... | 16 | 29 | 52 | 24 | 1 | 104 | 194 | ... | ... | 320 | 334 | 52 | 13 | | | | | |
| 35 | 15 | 14 | ... | ... | 38 | 45 | 41 | 14 | 3 | 31 | 20 | 1 | ... | 42 | 45 | 67 | 9 | | | | | |
| 36 | 1 | 1 | ... | ... | 7 | 10 | 60 | 23 | 26 | ... | 18 | 4 | ... | 13 | 37 | 200 | 45 | | | | | |
| 37 | 9 | 5 | ... | ... | 6 | 6 | 16 | 5 | ... | 46 | 39 | ... | ... | 172 | 114 | 195 | 49 | | | | | |
| 38 | 11 | 14 | ... | ... | 11 | 18 | 22 | 19 | 3 | 229 | 229 | 7 | 1 | 115 | 426 | 315 | 93 | | | | | |
| 39 | 37 | 68 | 1 | ... | 45 | 87 | 125 | 55 | 11 | 376 | 401 | ... | ... | 128 | 129 | 28 | 2 | | | | | |
| 40 | 128 | 145 | ... | ... | 14 | 12 | 5 | 2 | 1 | 298 | 325 | ... | ... | 68 | 71 | 15 | 5 | | | | | |
| 41 | 83 | 83 | ... | ... | 31 | 34 | 4 | 2 | ... | 115 | 114 | ... | ... | 102 | 96 | ... | ... | | | | | |
| 42 | 8 | 10 | 1 | ... | 3 | 9 | 1 | 2 | ... | 51 | 57 | 1 | ... | 20 | 20 | 1 | ... | | | | | |
| 43 | 89 | 93 | ... | ... | 41 | 53 | 8 | 1 | ... | 309 | 241 | 1 | 1 | 217 | 152 | 13 | 5 | | | | | |
| 44 | 74 | 83 | 2 | ... | 25 | 27 | 8 | 3 | 6 | 221 | 296 | 2 | 3 | 154 | 127 | 19 | 19 | | | | | |
| 45 | 69 | 74 | ... | ... | 13 | 19 | 13 | 8 | ... | 195 | 221 | 1 | 2 | 59 | 51 | 29 | 7 | | | | | |
| 46 | 228 | 261 | 2 | ... | 49 | 74 | 42 | 36 | 15 | 722 | 742 | 3 | 2 | 561 | 577 | 179 | 69 | | | | | |
| 47 | 75 | 3 | ... | ... | 1 | ... | 193 | 3 | 2 | 163 | ... | 4 | ... | 122 | ... | 52 | 18 | | | | | |
| Grand Total | ... | 3480 | 3574 | 40 | 17 | 885 | 1154 | 1026 | 451 | 133 | 7 | 10202 | 10118 | 88 | 25 | 6703 | 5918 | 2652 | 873 | 1242 | | |
| Pamplemousses | 51 | 59 | 57 | 1 | ... | 59 | 72 | 77 | 46 | 1 | ... | 198 | 174 | ... | ... | 1365 | 1265 | 227 | 130 | 18 | | |
| | 52 | 113 | 122 | 1 | ... | 110 | 109 | 74 | 53 | 7 | ... | 374 | 391 | ... | ... | 949 | 796 | 170 | 85 | 22 | | |
| | 53 | 233 | 228 | 1 | ... | 30 | 30 | 18 | 7 | 2 | ... | 352 | 286 | 2 | 9 | 451 | 552 | 122 | 32 | 38 | | |
| | 54 | 73 | 76 | 16 | 11 | 13 | 20 | 11 | 5 | ... | 238 | 251 | 26 | 10 | 299 | 239 | 141 | 51 | 14 | | | |
| | 55 | 47 | 48 | ... | ... | 44 | 59 | 37 | 19 | ... | 198 | 144 | ... | ... | 132 | 335 | 134 | 38 | 15 | | | |
| | 56 | 166 | 165 | ... | ... | 63 | 91 | 51 | 17 | 1 | 489 | 401 | ... | ... | 1010 | 825 | 161 | 80 | 28 | | | |
| | 57 | 18 | 18 | ... | ... | 14 | 25 | 39 | 25 | ... | 71 | 67 | ... | ... | 523 | 505 | 111 | 47 | 6 | | | |
| | 58 | 70 | 63 | ... | ... | 137 | 209 | 188 | 121 | 1 | 203 | 170 | ... | ... | 1532 | 1376 | 111 | 174 | 10 | | | |
| | 59 | 54 | 56 | ... | ... | 36 | 62 | 107 | 81 | ... | 160 | 169 | ... | ... | 2862 | 2533 | 815 | 316 | 38 | | | |
| | 60 | 71 | 64 | ... | ... | 31 | 57 | 84 | 42 | ... | 81 | 220 | ... | ... | 1522 | 1464 | 151 | 178 | 29 | | | |
| | 61 | 67 | 65 | ... | ... | 54 | 53 | 74 | 43 | ... | 207 | 165 | ... | ... | 1149 | 1080 | 276 | 123 | 16 | | | |
| | Grand Total | ... | 971 | 962 | 19 | 11 | 581 | 787 | 760 | 459 | 8 | ... | 2711 | 2368 | 38 | 9 | 12295 | 11030 | 3035 | 1254 | 234 | |
| | Rivière du Rempart | 62 | 62 | 55 | ... | ... | 44 | 69 | 108 | 66 | 2 | ... | 305 | 225 | 1 | ... | 1474 | 1403 | 498 | 185 | 21 | |
| | | 63 | 209 | 220 | ... | ... | 80 | 93 | 176 | 119 | 2 | 1 | 703 | 613 | 3 | ... | 1900 | 1757 | 925 | 181 | 25 | |
| 64 | | 123 | 120 | 2 | 2 | 48 | 74 | 104 | 65 | ... | 104 | 361 | 2 | ... | 1292 | 1132 | 555 | 191 | 40 | | | |
| 65 | | 138 | 136 | ... | ... | 174 | 258 | 129 | 296 | 6 | 2 | 371 | 330 | 1 | ... | 3025 | 2843 | 1028 | 349 | 31 | | |
| Grand Total | ... | 532 | 531 | 2 | 2 | 346 | 494 | 817 | 546 | 10 | 3 | 1783 | 1529 | 7 | ... | 7691 | 7135 | 3006 | 1256 | 107 | | |
| Flacq | 66 | 168 | 153 | ... | ... | 149 | 265 | 379 | 246 | 1 | ... | 546 | 458 | ... | ... | 1185 | 2818 | 1202 | 410 | 41 | | |
| | 67 | 197 | 181 | ... | ... | 43 | 42 | 103 | 98 | 1 | ... | 618 | 628 | ... | ... | 1077 | 961 | 241 | 109 | 45 | | |
| | 68 | 235 | 234 | ... | ... | 101 | 146 | 103 | 53 | 2 | ... | 649 | 633 | ... | ... | 1051 | 933 | 208 | 63 | 25 | | |
| | 69 | 284 | 304 | 2 | ... | 316 | 405 | 377 | 239 | 4 | 1 | 939 | 893 | ... | ... | 5015 | 4478 | 1821 | 639 | 76 | | |
| | 70 | 163 | 160 | 1 | ... | 118 | 146 | 161 | 121 | 7 | ... | 142 | 337 | ... | ... | 2296 | 2047 | 764 | 324 | 39 | | |
| | 71 | 132 | 126 | ... | ... | 111 | 160 | 207 | 151 | 1 | 1 | 609 | 555 | 2 | ... | 3277 | 2722 | 954 | 419 | 42 | | |
| Grand Total | ... | 1179 | 1158 | 3 | ... | 838 | 1184 | 1332 | 908 | 16 | 2 | 3803 | 3504 | 3 | ... | 16881 | 14959 | 5193 | 2131 | 268 | | |
| Grand Port | 72 | 135 | 140 | 1 | ... | 53 | 83 | 146 | 86 | 10 | ... | 680 | 615 | 1 | ... | 1701 | 1548 | 725 | 263 | 40 | | |
| | 73 | 116 | 111 | ... | ... | 170 | 249 | 217 | 145 | 1 | ... | 470 | 370 | 1 | ... | 2314 | 1946 | 836 | 306 | 35 | | |
| | 74 | 146 | 157 | ... | 1 | 136 | 188 | 181 | 112 | 2 | ... | 562 | 384 | ... | ... | 2330 | 1988 | 152 | 192 | 33 | | |
| | 75 | 311 | 308 | ... | ... | 167 | 296 | 302 | 240 | 2 | ... | 987 | 930 | ... | ... | 5461 | 5952 | 1001 | 417 | 61 | | |
| | 76 | 160 | 168 | ... | ... | 37 | 51 | 99 | 74 | 2 | ... | 144 | 381 | 2 | ... | 1369 | 1086 | 610 | 239 | 15 | | |
| | 77 | 278 | 287 | ... | ... | 57 | 78 | 59 | 38 | 2 | 1 | 1031 | 1042 | ... | ... | 711 | 610 | 171 | 38 | 73 | | |
| | 78 | 184 | 178 | ... | ... | 67 | 114 | 183 | 142 | 1 | ... | 666 | 598 | ... | ... | 1885 | 1660 | 781 | 227 | 37 | | |
| Grand Total | ... | 1330 | 1330 | 1 | 1 | 687 | 1050 | 1280 | 837 | 20 | 1 | 4600 | 4320 | 7 | ... | 13870 | 11920 | 4570 | 1683 | 264 | | |
| Savanne | 79 | 210 | 221 | ... | ... | 197 | 297 | 338 | 259 | 19 | 1 | 763 | 618 | 1 | ... | 3205 | 2965 | 1610 | 544 | 53 | | |
| | 80 | 98 | 92 | ... | ... | 110 | 179 | 235 | 139 | 4 | ... | 278 | 210 | 1 | ... | 2423 | 2120 | 729 | 283 | 31 | | |
| | 81 | 151 | 156 | 1 | ... | 54 | 80 | 129 | 93 | 9 | ... | 457 | 422 | 3 | ... | 1173 | 1392 | 568 | 244 | 36 | | |
| | 82 | 271 | 256 | 2 | 2 | 131 | 213 | 239 | 135 | 5 | 2 | 780 | 777 | 5 | 1 | 2485 | 2235 | 852 | 311 | 41 | | |
| | 83 | 58 | 55 | ... | ... | 37 | 32 | 43 | 43 | ... | 260 | 244 | 4 | ... | 266 | 264 | 72 | 19 | 13 | | | |
| Grand Total | ... | 788 | 780 | 3 | 2 | 416 | 711 | 973 | 639 | 30 | 3 | 2498 | 2221 | 11 | 1 | 9842 | 8976 | 4031 | 1500 | | | |

CIVIL STATUS OF THE INHABITANTS

| District | No. of Sections | Married | | | | | | | | | | Unmarried | | | | | | | | | | Ch. |
|----------------------|-----------------|--|-------|-----------|----|-----------------|------|---------------|------|---------|----|--|-------|----------|----|------------------|-------|----------------|-------|------|--|-----|
| | | Europeans, whites, mixed and coloured. | | Africans. | | Indo Mauritiens | | Other Indians | | Chinese | | Europeans, whites, mixed and coloured. | | Africans | | Indo Mauritiens. | | Other Indians. | | | | |
| | | M | F | M | F | M | F | M | F | M | F | M | F | M | F | M | F | M | F | M | | |
| Black River ... | 84 | 75 | 74 | 2 | 1 | 27 | 38 | 34 | 17 | 3 | 1 | 311 | 265 | 2 | | 383 | 284 | 75 | 33 | 16 | | |
| | 85 | 80 | 71 | | | 17 | 19 | 14 | 9 | | | 267 | 255 | 1 | | 102 | 93 | 20 | 9 | 7 | | |
| | 86 | 42 | 40 | | | 30 | 47 | 44 | 18 | 2 | | 272 | 219 | | | 569 | 480 | 114 | 37 | 10 | | |
| | 87 | 176 | 178 | 1 | 1 | 74 | 97 | 90 | 52 | 9 | | 481 | 383 | 1 | | 1627 | 1439 | 496 | 194 | 36 | | |
| | 88 | 62 | 62 | 1 | 1 | 28 | 38 | 42 | 26 | 1 | | 135 | 117 | 3 | 2 | 768 | 682 | 183 | 106 | 22 | | |
| | 89 | 57 | 51 | | | 10 | 13 | 7 | | | | 118 | 122 | 2 | 1 | 127 | 100 | 6 | 8 | 7 | | |
| | 90 | 38 | 39 | 8 | 5 | 10 | 11 | 4 | 3 | 6 | | 118 | 96 | 7 | 3 | 87 | 80 | 11 | 7 | | | |
| Grand Total ... | | 530 | 515 | 12 | 8 | 196 | 263 | 235 | 125 | 21 | 1 | 1732 | 1487 | 16 | 6 | 3663 | 3158 | 905 | 394 | 90 | | |
| Plaines Wilhems ... | 91 | 37 | 40 | 1 | 1 | 9 | 12 | 7 | 9 | | | 130 | 117 | 1 | | 197 | 181 | 51 | 15 | | | |
| | 92 | 489 | 549 | 1 | 1 | 158 | 217 | 132 | 56 | 12 | | 1651 | 1786 | 5 | | 1447 | 1000 | 492 | 150 | 6 | | |
| | 93 | 474 | 498 | 3 | 1 | 177 | 258 | 199 | 99 | 10 | 1 | 1368 | 1480 | 11 | 2 | 1526 | 1371 | 243 | 105 | 1 | | |
| | 94 | 389 | 420 | | | 209 | 299 | 228 | 150 | | | 1089 | 1234 | 2 | 1 | 2474 | 2268 | 517 | 214 | | | |
| | 95 | 152 | 155 | 1 | | 136 | 199 | 194 | 126 | 7 | | 498 | 426 | 3 | | 2267 | 1929 | 435 | 182 | | | |
| | 96 | 191 | 184 | 2 | | 117 | 186 | 168 | 85 | 6 | 3 | 494 | 559 | | | 1750 | 1598 | 300 | 132 | 1 | | |
| | 97 | 236 | 236 | | | 92 | 147 | 128 | 84 | 1 | | 765 | 791 | | | 1582 | 1461 | 312 | 123 | 4 | | |
| | 98 | 515 | 589 | 7 | | 113 | 156 | 127 | 46 | | | 1397 | 1680 | 1 | 1 | 1007 | 880 | 169 | 66 | | | |
| | 99 | 347 | 375 | 1 | 1 | 136 | 168 | 102 | 44 | 1 | | 1124 | 1268 | | | 968 | 938 | 139 | 63 | | | |
| | 100 | 17 | 16 | | | 10 | 12 | 18 | 13 | | | 32 | 31 | | | 321 | 302 | 73 | 40 | 3 | | |
| | 101 | 35 | 33 | | | 30 | 44 | 54 | 39 | | | 133 | 119 | 1 | | 574 | 532 | 118 | 57 | 7 | | |
| Grand Total ... | | 2882 | 3095 | 16 | 4 | 1217 | 1698 | 1357 | 751 | 37 | 4 | 8684 | 9491 | 24 | 4 | 14053 | 12460 | 2900 | 1177 | 532 | | |
| Moka ... | 102 | 28 | 28 | | | 107 | 173 | 36 | 28 | | | 71 | 116 | | | 708 | 589 | 283 | 124 | 10 | | |
| | 103 | 95 | 98 | | | 87 | 145 | 236 | 173 | 3 | | 342 | 327 | 1 | | 3133 | 2886 | 1098 | 386 | 34 | | |
| | 104 | 5 | 5 | | | 168 | 243 | 187 | 106 | | 1 | 16 | 20 | | | 1417 | 1208 | 271 | 132 | 10 | | |
| | 105 | 153 | 148 | | | 77 | 118 | 166 | 112 | 4 | 2 | 459 | 503 | | 1 | 2513 | 2255 | 805 | 317 | 41 | | |
| | 106 | 329 | 358 | 3 | 1 | 267 | 339 | 479 | 169 | 2 | | 943 | 1007 | 3 | | 2164 | 2163 | 776 | 362 | 60 | | |
| | 107 | 29 | 23 | 1 | | 75 | 96 | 29 | 27 | 3 | | 181 | 158 | 2 | 1 | 573 | 500 | 133 | 83 | 13 | | |
| Grand Total ... | | 639 | 660 | 4 | 1 | 781 | 1114 | 833 | 555 | 12 | 3 | 2012 | 2131 | 6 | 2 | 10748 | 9601 | 3366 | 1434 | 168 | | |
| RECAPIT | | | | | | | | | | | | | | | | | | | | | | |
| PORT LOUIS ... | | 3480 | 3574 | 40 | 17 | 885 | 1154 | 1026 | 451 | 133 | 7 | 10202 | 10118 | 88 | 25 | 6663 | 5948 | 2652 | 878 | 1242 | | |
| EMPLEMOUSSES | | 971 | 962 | 19 | 11 | 581 | 787 | 760 | 459 | 8 | | 2741 | 2338 | 38 | 9 | 12295 | 11630 | 3635 | 1254 | 234 | | |
| PIERRE DU REMPART... | | 532 | 531 | 2 | 2 | 346 | 491 | 817 | 546 | 10 | 3 | 1783 | 1529 | 7 | | 7691 | 7135 | 3006 | 1256 | 107 | | |
| ROSEAU ... | | 1179 | 1158 | 3 | | 838 | 1184 | 1332 | 908 | 16 | 2 | 3803 | 3504 | 3 | | 16881 | 14959 | 5193 | 2131 | 268 | | |
| GRAND PORT ... | | 1330 | 1339 | 1 | 1 | 687 | 1050 | 1280 | 837 | 20 | 1 | 4690 | 4320 | 7 | | 13870 | 11920 | 4570 | 1683 | 264 | | |
| LAUNAY ... | | 788 | 780 | 3 | 2 | 446 | 711 | 973 | 639 | 30 | 3 | 2498 | 2221 | 11 | 1 | 9862 | 8976 | 4031 | 1500 | 176 | | |
| BLACK RIVER | | 530 | 515 | 12 | 8 | 496 | 263 | 235 | 125 | 21 | 1 | 1732 | 1487 | 16 | 6 | 3663 | 3158 | 905 | 394 | 90 | | |
| PLAINES WILHEMS | | 2882 | 3095 | 16 | 4 | 1217 | 1698 | 1357 | 751 | 37 | 4 | 8684 | 9491 | 24 | 4 | 14053 | 12460 | 2900 | 1177 | 532 | | |
| MOKA | | 639 | 660 | 4 | 1 | 781 | 1114 | 833 | 555 | 12 | 3 | 2012 | 2131 | 6 | 2 | 10748 | 9601 | 3366 | 1434 | 168 | | |
| Grand Total ... | | 12331 | 12614 | 100 | 46 | 5977 | 8455 | 8613 | 5271 | 287 | 24 | 38055 | 37139 | 200 | 47 | 95726 | 85187 | 29658 | 11702 | 3081 | | |

D 5—(Continued)

SECTION OF THE ISLAND OF MAURITIUS

| ms. | Widowed. | | | | | | | | Not stated. | | | | | | | | Total | | | | | | | | | | Grand Total | | | | |
|------|----------|---|-----------------|-----|---------------|-----|---------|---|--|----|----------|---|-----------------|----|---------------|----|---------|-----|--|-------|----------|----|-----------------|-------|---------------|------|-------------|---------|-------|-------|-------|
| | Africans | | Indo Mauritians | | Other Indians | | Chinese | | Europeans, whites, mixed and coloured. | | Africans | | Indo Mauritians | | Other Indians | | Chinese | | Europeans, whites, mixed and coloured. | | Africans | | Indo Mauritians | | Other Indians | | | Chinese | | Total | |
| | M | F | M | F | M | F | M | F | M | F | M | F | M | F | M | F | M | F | M | F | M | F | M | F | M | F | | M | F | M | F |
| | 1 | 1 | | | | | | | 1 | 2 | | | | | | | | | 398 | 359 | 5 | 2 | 411 | 339 | 113 | 58 | 13 | 2 | 940 | 760 | 1700 |
| | | | | | | | | | | | | | | | | | | | 361 | 353 | 1 | | 122 | 115 | 38 | 20 | 5 | | 527 | 488 | 1015 |
| | | | | | | | | | | | | | | | | | | | 329 | 274 | | | 604 | 511 | 171 | 71 | 12 | | 1116 | 892 | 2008 |
| | | | | | | | | | | | | | | | | | | | 691 | 610 | 2 | 1 | 1720 | 1573 | 605 | 298 | 16 | | 3064 | 2482 | 5546 |
| | | | | | | | | | | | | | | | | | | | 233 | 231 | 4 | 3 | 812 | 743 | 236 | 146 | 23 | | 1308 | 1123 | 2431 |
| | | | | | | | | | | | | | | | | | | | 211 | 189 | 3 | 1 | 455 | 440 | 21 | 16 | 7 | | 397 | 346 | 743 |
| | | | | | | | | | | | | | | | | | | | 165 | 144 | 19 | 8 | 420 | 417 | 23 | 18 | 6 | | 333 | 287 | 620 |
| 8 | 6 | 1 | 32 | 105 | 55 | 107 | | | 16 | 10 | | | 53 | 45 | 12 | 4 | 1 | ... | 2388 | 2160 | 34 | 15 | 3944 | 3571 | 1207 | 630 | 112 | 2 | 7685 | 6378 | 14063 |
| 0 | 2 | | | | 9 | 1 | 12 | | | | | | 2 | | | | | | 171 | 177 | 4 | 1 | 208 | 202 | 62 | 36 | 1 | .. | 119 | 116 | 865 |
| 92 | | | 19 | 53 | 27 | 64 | 1 | | 1 | 7 | | | 6 | 7 | | | | | 2220 | 2634 | 6 | 1 | 1630 | 1277 | 651 | 269 | 85 | 2 | 4592 | 4183 | 8775 |
| 56 | | | 10 | 47 | 33 | 85 | 1 | | | 3 | | | 11 | 1 | | | | | 1905 | 2237 | 11 | 3 | 1721 | 1680 | 181 | 289 | 131 | 1 | 4258 | 4210 | 8468 |
| 11 | | | 85 | 69 | 15 | 99 | | | 7 | 1 | 1 | | 7 | 9 | 1 | 5 | 1 | | 1552 | 1769 | 3 | 1 | 2725 | 2645 | 824 | 498 | 78 | | 5182 | 4913 | 10095 |
| 64 | | | 20 | 35 | 16 | 54 | | | 1 | 6 | | | 5 | 11 | | 6 | 1 | | 678 | 651 | 1 | | 2368 | 2171 | 675 | 368 | 35 | 1 | 3760 | 3194 | 6954 |
| 78 | | | 22 | 28 | 25 | 17 | | | 2 | 5 | | | 4 | 9 | | 2 | 4 | 1 | 711 | 896 | 2 | | 1923 | 1821 | 493 | 266 | 55 | 6 | 3184 | 2919 | 6104 |
| 105 | | | 10 | 24 | 23 | 15 | | | 6 | 10 | | | 3 | | | | | | 1034 | 1143 | | | 1687 | 1632 | 493 | 251 | 48 | | 3292 | 3026 | 6288 |
| 79 | | | 7 | 21 | 16 | 24 | | | 3 | | | | 5 | 6 | | | | | 1961 | 2548 | 8 | 1 | 1130 | 1063 | 297 | 136 | 90 | 1 | 3486 | 3749 | 7235 |
| | | | 3 | 25 | 9 | 10 | 1 | | 11 | 9 | | | 4 | 1 | | | | | 1514 | 1887 | 1 | 1 | 1107 | 1135 | 251 | 117 | 53 | | 2926 | 3135 | 6061 |
| | | | | 2 | 11 | 7 | | | 3 | | | | 1 | | 1 | | | | 57 | 48 | | | 332 | 316 | 103 | 61 | 3 | | 495 | 425 | 920 |
| 16 | | | 8 | 14 | 14 | 16 | 1 | | 6 | | | | 9 | 8 | | | | | 176 | 168 | 1 | | 621 | 598 | 186 | 112 | 8 | | 992 | 878 | 1870 |
| 1153 | 2 | | 131 | 327 | 233 | 190 | 1 | | 13 | 14 | 1 | | 51 | 58 | 6 | 15 | 20 | 1 | 11979 | 14083 | 13 | 8 | 15453 | 14543 | 4516 | 2403 | 593 | 11 | 32586 | 31018 | 63634 |
| 11 | | | 2 | 14 | 2 | 11 | | | 5 | 2 | | | 3 | | | | | | 109 | 157 | | | 829 | 776 | 321 | 163 | 10 | | 1260 | 1096 | 2356 |
| 33 | | | 15 | 25 | 32 | 115 | | | 1 | | | | 11 | 2 | 3 | 4 | | | 455 | 458 | 1 | | 3246 | 3058 | 1589 | 678 | 37 | | 5128 | 4191 | 9322 |
| 1 | | | 8 | 19 | 37 | 19 | | | 7 | 1 | | | | | | | | | 30 | 30 | | | 1593 | 1470 | 495 | 287 | 10 | 1 | 2128 | 1788 | 3916 |
| 54 | | | 9 | 32 | 32 | 83 | 1 | | 1 | 3 | | | 9 | 3 | 4 | 5 | 4 | | 692 | 708 | | 1 | 2698 | 2408 | 1007 | 547 | 50 | 2 | 4297 | 3669 | 7963 |
| 131 | | | 18 | 54 | 56 | 69 | | | 3 | | 1 | | 5 | 6 | | 1 | | | 1312 | 1496 | 7 | 1 | 2394 | 2561 | 1011 | 541 | 62 | | 5086 | 4599 | 9685 |
| 16 | | | 25 | | 11 | 12 | 1 | | 20 | 2 | | | 1 | 2 | 1 | 1 | | | 224 | 199 | 3 | 1 | 671 | 598 | 174 | 126 | 17 | | 1092 | 924 | 2016 |
| 216 | | | 7 | 143 | 130 | 339 | 2 | | 20 | 11 | 1 | | 29 | 13 | 8 | 11 | 4 | | 2762 | 3048 | 14 | 3 | 11635 | 10871 | 4397 | 2342 | 186 | 3 | 18991 | 16267 | 35258 |

SECTION

| | | | | | | | | | | | | | | | | | | | | | | | | | | | | | | | |
|----|---|---|-----|------|-----|-----|----|---|-----|-----|----|--|-----|-----|-----|-----|----|----|-------|-------|-----|-----|--------|-------|-------|-------|------|----|--------|-------|-------|
| 87 | 6 | 5 | 116 | 594 | 164 | 276 | 10 | 1 | 202 | 216 | 2 | | 110 | 99 | 103 | 54 | 19 | 5 | 14469 | 15995 | 136 | 47 | 7774 | 7598 | 3947 | 1648 | 1406 | 22 | 27730 | 25010 | 52740 |
| 93 | 3 | 1 | 98 | 187 | 189 | 328 | | | 23 | 56 | 3 | | 64 | 55 | 16 | 18 | 5 | 1 | 3890 | 3649 | 63 | 21 | 13036 | 12059 | 3991 | 2053 | 247 | 2 | 21227 | 17790 | 39017 |
| 9 | 1 | | 15 | 79 | 120 | 224 | 0 | | 25 | 24 | 1 | | 33 | 17 | 23 | 12 | | 3 | 2153 | 2227 | 11 | 2 | 8115 | 7746 | 3975 | 2038 | 126 | 6 | 14660 | 12019 | 26679 |
| | | | 131 | 273 | 257 | 498 | 2 | 1 | 28 | 27 | 2 | | 41 | 30 | 15 | 8 | 1 | | 5170 | 5637 | 8 | | 17891 | 16416 | 6797 | 3545 | 287 | 1 | 30156 | 25032 | 55188 |
| 3 | | | 79 | 206 | 239 | 341 | 1 | | 51 | 21 | | | 52 | 19 | 29 | 17 | 2 | | 6158 | 6148 | 11 | 1 | 14688 | 13195 | 6111 | 2968 | 287 | 4 | 27255 | 22313 | 49568 |
| | | | 71 | 145 | 173 | 291 | | | 36 | 21 | 1 | | 17 | 17 | 12 | 15 | 5 | 1 | 3120 | 3280 | 15 | 3 | 10429 | 9879 | 5189 | 2447 | 209 | 7 | 19262 | 15614 | 34876 |
| 6 | 1 | | 32 | 195 | 57 | 107 | | | 16 | 10 | | | 53 | 15 | 12 | 1 | 1 | | 2288 | 2160 | 21 | 15 | 3911 | 3571 | 1207 | 630 | 112 | 2 | 7685 | 6378 | 14063 |
| 2 | | | 13 | 47 | 25 | 60 | 4 | | 13 | 11 | 1 | | 51 | 58 | 6 | 15 | 20 | 1 | 11979 | 14083 | 13 | 8 | 15453 | 14543 | 4516 | 2403 | 593 | 11 | 32586 | 31018 | 63634 |
| | | | 77 | 145 | 199 | 340 | 2 | | 20 | 11 | 1 | | 29 | 13 | 8 | 11 | 1 | | 2762 | 3048 | 14 | 3 | 11635 | 10871 | 4397 | 2342 | 186 | 3 | 18991 | 16267 | 35258 |
| 21 | 7 | 7 | 153 | 1339 | 291 | 25 | 2 | | 124 | 130 | 11 | | 130 | 113 | 226 | 157 | 55 | 11 | 52999 | 53327 | 332 | 190 | 102970 | 95308 | 19159 | 26078 | 3451 | 58 | 199552 | | |

| Places of Birth | NATIONALITIES | | | | | | | | | | | | | | | | | |
|----------------------------------|---------------|---------------|----------|----------|----------|----------|----------|----------|------------|------------|----------|----------|----------|----------|----------|----------|-----------|----------|
| | British | | Swedes | | Danes | | Belgians | | Dutch | | French | | Germans | | Russians | | Spaniards | |
| | M | F | M | F | M | F | M | F | M | F | M | F | M | F | M | F | M | F |
| Europe | | | | | | | | | | | | | | | | | | |
| England | 63 | 6 | | | | | | | | | | | | | | | | |
| Scotland | 32 | 4 | | | | | | | | | | | | | | | | |
| Ireland | 7 | 2 | | | | | | | | | | | | | | | | |
| Malta | 1 | | | | | | | | | | | | | | | | | |
| Other British Possessions | 8 | 1 | | | | | | | | | | | | | | | | |
| Sweden | | | 9 | | | | | | | | | | | | | | | |
| Denmark | | | | 2 | | | | | | | | | | | | | | |
| Belgium | | | | | 4 | | | | | | | | | | | | | |
| Holland | | | | | | | 2 | | | | | | | | | | | |
| France | | | | | | | | | 118 | | 19 | | | | | | | |
| Germany | | | | | | | | | | | | 7 | | | | | | |
| Russia | | | | | | | | | | | | | 1 | | | | | |
| Spain | | | | | | | | | | | | | | | 3 | | | |
| Portugal | | | | | | | | | | | | | | | | | | 1 |
| Italy | | | | | | | | | | | | | | | | | | |
| Austria | | | | | | | | | | | | | | | | | | |
| Switzerland | | | | | | | | | | | | | | | | | | |
| Greece | | | | | | | | | | | | | | | | | | |
| Other parts | | | | | | | | | | | | | | | | | | |
| Asia | | | | | | | | | | | | | | | | | | |
| China | | | | | | | | | | | | | | | | | | |
| Persia | | | | | | | | | | | | | | | | | | |
| Arabia | | | | | | | | | | | | | | | | | | |
| Muscat | | | | | | | | | | | | | | | | | | 4 |
| Aden | 1 | 2 | | | | | | | | | | | | | | | | |
| Calcutta | 1,566 | 629 | | | | | | | | | | | | | | | | |
| Madras | 1,290 | 677 | | | | | | | | | | | | | | | | |
| Bombay | 692 | 166 | | | | | | | | | | | | | | | | |
| Pondicherry | | | | | | | | | 39 | | 20 | | | | | | | |
| Tranquebar | | | | | | | | | 36 | | 27 | | | | | | | |
| Ceylon | 3 | 1 | | | | | | | | | | | | | | | | |
| Goa | | | | | | | | | | | | | | | | | | |
| Cochin-China | | | | | | | | | | | | | | | | | | |
| Hong kong | 140 | 3 | | | | | | | | | | | | | | | | |
| Singapore | 6 | | | | | | | | | | | | | | | | | |
| Other parts | 53 | 7 | | | | | | | | | | | | | | | | |
| Africa | | | | | | | | | | | | | | | | | | |
| Mauritius | 21,817 | 23,037 | | | | | | | | | | | | | | | | |
| Dependencies | 77 | 66 | | | | | | | | | | | | | | | | |
| Reunion | | | | | | | | | 176 | | 238 | | | | | | | |
| Madagascar | | | | | | | | | | | | | | | | | | |
| Mozambique | | | | | | | | | | | | | | | | | | |
| Cape Colouy | 10 | 13 | | | | | | | | | | | | | | | | |
| Zanzibar | | | | | | | | | | | | | | | | | | |
| Johanna | | | | | | | | | | | | | | | | | | |
| Egypt | | | | | | | | | | | | | | | | | | |
| Other parts | 32 | 14 | | | | | | | | | | | | | | | | |
| America | | | | | | | | | | | | | | | | | | |
| United States | | | | | | | | | | | | | | | | | | |
| West Indies | | | | | | | | | | | | | | | | | | |
| Guadeloupe | | | | | | | | | 6 | | | | | | | | | |
| Oceania | | | | | | | | | | | | | | | | | | |
| Australia | 2 | | | | | | | | | | | | | | | | | |
| Other parts | | | | | | | | | | | | | | | | | | |
| Not Stated | | | | | | | | | | | | | | | | | | |
| Total | 25,800 | 24,628 | 9 | 2 | 4 | 2 | 2 | 2 | 375 | 304 | 7 | 1 | 3 | 1 | 3 | 1 | 3 | 1 |

APPENDIX
NATIONALITIES AND PLACES OF BIRTH
Pample

| Places of Birth | NATION | | | | | | | | | | | | | | | | | | | |
|----------------------|---------|--------|--------|---|-------|---|----------|---|-------|----|--------|---|---------|---|----------|---|-----------|---|------------|---|
| | British | | Swedes | | Danes | | Belgians | | Dutch | | French | | Germans | | Russians | | Spaniards | | Portuguese | |
| | M | F | M | F | M | F | M | F | M | F | M | F | M | F | M | F | M | F | M | F |
| Europe | | | | | | | | | | | | | | | | | | | | |
| England | 1 | 1 | | | | | | | | | | | | | | | | | | |
| Ireland | 2 | | | | | | | | | | | | | | | | | | | |
| France | | | | | | | | | 8 | 2 | | | | | | | | | | |
| Portugal | | | | | | | | | | | | | | | | | | | 2 | |
| Italy | | | | | | | | | | | | | | | | | | | | 1 |
| Asia | | | | | | | | | | | | | | | | | | | | |
| China | | | | | | | | | | | | | | | | | | | | |
| Aden | 1 | | | | | | | | | | | | | | | | | | | |
| Calcutta | 2,843 | 1,501 | | | | | | | | | | | | | | | | | | |
| Madras | 776 | 318 | | | | | | | | | | | | | | | | | | |
| Bombay | 68 | 29 | | | | | | | | | | | | | | | | | | |
| Pondicherry | | | | | | | | | 3 | 1 | | | | | | | | | | |
| Hongkong | 27 | | | | | | | | | | | | | | | | | | | |
| Singapore | 1 | | | | | | | | | | | | | | | | | | | |
| Africa | | | | | | | | | | | | | | | | | | | | |
| Mauritius | 17,223 | 13,888 | | | | | | | | | | | | | | | | | | |
| Dependencies | 13 | 4 | | | | | | | | | | | | | | | | | | |
| Reunion | | | | | | | | | 13 | 12 | | | | | | | | | | |
| Madagascar | | | | | | | | | | | | | | | | | | | | |
| Mozambique | | | | | | | | | | | | | | | | | | | | |
| Cape Colony | 4 | 1 | | | | | | | | | | | | | | | | | | |
| Zanzibar | | | | | | | | | | | | | | | | | | | | |
| Johanna | | | | | | | | | | | | | | | | | | | | |
| America | | | | | | | | | | | | | | | | | | | | |
| United States | | | | | | | | | | | | | | | | | | | | |
| Total | 20,959 | 17,772 | | | | | | | 24 | 15 | | | | | | | | 2 | 1 | |

APPENDI

NATIONALITIES AND PLACES OF BIRTH

S.

| Places of Birth | NATIO | | | | | | | | | | | | | | | | | | | |
|---------------------|---------|--------|--------|---|-------|---|----------|---|-------|----|--------|---|---------|---|----------|---|-----------|---|------------|---|
| | British | | Swedes | | Danes | | Belgians | | Dutch | | French | | Germans | | Russians | | Spaniards | | Portuguese | |
| | M | F | M | F | M | F | M | F | M | F | M | F | M | F | M | F | M | F | M | F |
| Europe | | | | | | | | | | | | | | | | | | | | |
| England | 1 | 2 | | | | | | | | | | | | | | | | | | |
| Scotland | 1 | | | | | | | | | | | | | | | | | | | |
| Holland | | | | | | | | | 1 | | | | | | | | | | | |
| France | | | | | | | | | | 10 | | | | | | | | | | |
| Germany | | | | | | | | | | | | | 1 | 1 | | | | | | |
| Italy | | | | | | | | | | | | | | | | | | | | |
| Asia | | | | | | | | | | | | | | | | | | | | |
| China | | | | | | | | | | | | | | | | | | | | |
| Calcutta | 2,632 | 1,235 | | | | | | | | | | | | | | | | | | |
| Madras | 2,173 | 1,037 | | | | | | | | | | | | | | | | | | |
| Bombay | 152 | 59 | | | | | | | | | | | | | | | | | | |
| Pondicherry | | | | | | | | | | 5 | 2 | | | | | | | | | |
| Ceylon | 1 | | | | | | | | | | | | | | | | | | | |
| Hong-kong | 49 | 2 | | | | | | | | | | | | | | | | | | |
| Other parts | 10 | | | | | | | | | | | | | | | | | | | |
| Africa | | | | | | | | | | | | | | | | | | | | |
| Mauritius | 14,023 | 13,241 | | | | | | | | | | | | | | | | | | |
| Dependencies | 1 | 3 | | | | | | | | | | | | | | | | | | |
| Reunion | | | | | | | | | | 23 | 20 | | | | | | | | | |
| Madagascar | | | | | | | | | | | | | | | | | | | | |
| Mozambique | | | | | | | | | | | | | | | | | | | | |
| Cape Colony | 3 | 3 | | | | | | | | | | | | | | | | | | |
| America | | | | | | | | | | | | | | | | | | | | |
| Guadeloupe | | | | | | | | | | 1 | | | | | | | | | | |
| Total | 19,046 | 15,582 | | | | | | | 1 | 39 | 22 | 1 | 1 | | | | | | 1 | 1 |

APPENDI

NATIONALITIES AND PLACES OF BIRTH

Plaine

| Places of Birth | | | NATION | | | | | | | | | | | | | | | | | | | |
|-----------------|-----|-------|---------|--------|--------|---|-------|---|----------|-----|-------|-----|--------|---|---------|---|----------|---|-----------|---|------------|---|
| | | | British | | Swedes | | Danes | | Belgians | | Dutch | | French | | Germans | | Russians | | Spaniards | | Portuguese | |
| | | | M | F | M | F | M | F | M | F | M | F | M | F | M | F | M | F | M | F | M | F |
| Europe. | | | | | | | | | | | | | | | | | | | | | | |
| England | ... | ... | 118 | 65 | | | | | | | | | | | | | | | | | | |
| Scotland | ... | ... | 27 | 6 | | | | | | | | | | | | | | | | | | |
| Ireland | ... | ... | 24 | 15 | | | | | | | | | | | | | | | | | | |
| Malta ... | ... | ... | 1 | 3 | | | | | | | | | | | | | | | | | | |
| Sweden | ... | ... | | | 3 | | | | | | | | | | | | | | | | | |
| Denmark | ... | ... | | | | | 2 | 2 | | | | | | | | | | | | | | |
| Belgium | ... | ... | | | | | | 1 | | | | | | | | | | | | | | |
| Holland | ... | ... | | | | | | | 1 | | | | | | | | | | | | | |
| France | ... | ... | | | | | | | | 104 | | 65 | | | | | | | | | | |
| Germany | ... | ... | | | | | | | | | | 9 | | | | | | | | | | |
| Russia | ... | ... | | | | | | | | | | | 1 | | | | | | | | | |
| Portugal | ... | ... | | | | | | | | | | | | | | | | | 1 | | | |
| Italy ... | ... | ... | | | | | | | | | | | | | | | | | | 2 | 5 | |
| Switzerland | ... | ... | | | | | | | | | | | | | | | | | | | | |
| Greece | ... | ... | | | | | | | | | | | | | | | | | | | | |
| Asia. | | | | | | | | | | | | | | | | | | | | | | |
| China ... | ... | ... | | | | | | | | | | | | | | | | | | | | |
| Arabia | ... | ... | | | | | | | | | | | | | | | | | | | | |
| Aden ... | ... | ... | 2 | 1 | | | | | | | | | | | | | | | | | | |
| Calcutta | ... | ... | 2,855 | 1,846 | | | | | | | | | | | | | | | | | | |
| Madras | ... | ... | 1,424 | 782 | | | | | | | | | | | | | | | | | | |
| Bombay | ... | ... | 234 | 118 | | | | | | | | | | | | | | | | | | |
| Pondicherry | ... | ... | | | | | | | | | 12 | 13 | | | | | | | | | | |
| Tranquebar | ... | ... | | | | | | | | | 2 | | | | | | | | | | | |
| Ceylon | ... | ... | 1 | 6 | | | | | | | | | | | | | | | | | | |
| Goa ... | ... | ... | | | | | | | | | | | | | | | | | | 1 | | |
| Hong-Kong | ... | ... | 11 | 2 | | | | | | | | | | | | | | | | | | |
| Singapore | ... | ... | 5 | | | | | | | | | | | | | | | | | | | |
| Other Parts | ... | ... | 49 | 15 | | | | | | | | | | | | | | | | | | |
| Africa. | | | | | | | | | | | | | | | | | | | | | | |
| Mauritius | ... | ... | 26,853 | 27,785 | | | | | | | | | | | | | | | | | | |
| Dependencies | ... | ... | 38 | 44 | | | | | | | | | | | | | | | | | | |
| Réunion | ... | ... | | | | | | | | 100 | | 197 | | | | | | | | | | |
| Madagascar | ... | ... | | | | | | | | | | | | | | | | | | | | |
| Mozambique | ... | ... | | | | | | | | | | | | | | | | | | | | |
| Cape Colony | ... | ... | 14 | 8 | | | | | | | | | | | | | | | | | | |
| Zanzibar | ... | ... | | | | | | | | | | | | | | | | | | | | |
| Johanna | ... | ... | | | | | | | | | | | | | | | | | | | | |
| Egypt... | ... | ... | | | | | | | | | | | | | | | | | | | | |
| Other Parts | ... | ... | 5 | 1 | | | | | | | | | | | | | | | | | | |
| America. | | | | | | | | | | | | | | | | | | | | | | |
| United States | ... | ... | | | | | | | | | | | | | | | | | | | | |
| West Indies | ... | ... | | | | | | | | | | | | | | | | | | | | |
| Guadeloupe | ... | ... | | | | | | | | 4 | | 6 | | | | | | | | | | |
| Other Parts | ... | ... | | | | | | | | | | | | | | | | | | | | |
| Oceania | | | | | | | | | | | | | | | | | | | | | | |
| Australia | ... | ... | 13 | 12 | | | | | | | | | | | | | | | | | | |
| | | Total | 31,674 | 30,709 | 3 | 2 | 2 | 1 | 1 | 222 | 218 | 9 | 1 | | | | | | 2 | 2 | 5 | |

o. 6—(Continued)

THE POPULATION OF EACH DISTRICT

oka

| PIES | | | | | | | | | | | | | | | | | Total | | Grand Total | | | | | | | | |
|-------|---|--------|---|---------|---|----------|---|----------|---|-------------|---|-------------|---|------------|---|-----------|-------|-----------|-------------|-----------|---|------------|---|-------|---------|--------|--------|
| Swiss | | Greeks | | Chinese | | Persians | | Arabians | | Malagassies | | Mozambiques | | Zanzibaris | | Johannese | | Egyptians | | Americans | | Not Stated | | Males | Females | | |
| I | F | M | F | M | F | M | F | M | F | M | F | M | F | M | F | M | F | M | F | M | F | M | F | | | | |
| | | | | | | | | | | | | | | | | | | | | | | | | | 13 | 5 | 18 |
| | | | | | | | | | | | | | | | | | | | | | | | | | 2 | | 2 |
| | | | | | | | | | | | | | | | | | | | | | | | | | 5 | 1 | 6 |
| | | | | | | | | | | | | | | | | | | | | | | | | | 3 | 3 | 6 |
| | | | | | | | | | | | | | | | | | | | | | | | | | 1 | | 1 |
| | | | | | | | | | | | | | | | | | | | | | | | | | 7 | 3 | 10 |
| | | | | | | | | | | | | | | | | | | | | | | | | | 1 | | 1 |
| | | | | | | | | | | | | | | | | | | | | | | | | | 1 | | 1 |
| | | | | 175 | 3 | | | | | | | | | | | | | | | | | | | | 175 | 3 | 178 |
| | | | | | | | | 1 | | | | | | | | | | | | | | | | | 1 | | 1 |
| | | | | | | | | | | | | | | | | | | | | | | | | | 3,248 | 1,663 | 4,911 |
| | | | | | | | | | | | | | | | | | | | | | | | | | 907 | 519 | 1,426 |
| | | | | | | | | | | | | | | | | | | | | | | | | | 209 | 143 | 352 |
| | | | | | | | | | | | | | | | | | | | | | | | | | 1 | | 1 |
| | | | | | | | | | | | | | | | | | | | | | | | | | 5 | | 5 |
| | | | | | | | | | | | | | | | | | | | | | | | | | 6 | | 6 |
| | | | | | | | | | | | | | | | | | | | | | | | | | 14,368 | 13,909 | 28,277 |
| | | | | | | | | | | | | | | | | | | | | | | | | | 8 | 3 | 11 |
| | | | | | | | | | | | | | | | | | | | | | | | | | 20 | 13 | 33 |
| | | | | | | | | | | 1 | | | | | | | | | | | | | | | 1 | | 1 |
| | | | | | | | | | | | | | 1 | | | | | | | | | | | | 1 | | 1 |
| | | | | | | | | | | | | | | | | | | | | | | | | | 3 | 2 | 5 |
| | | | | | | | | | | | | | | | | | | | | | | | | | 1 | | 1 |
| | | | | | | | | | | | | | | | | | | | | | | | | | 2 | | 2 |
| | | | | | | | | | | | | | | | | | | | | | | | | | 2 | | 2 |
| | | | | 175 | 3 | | | 1 | | 1 | | | 1 | 1 | | | | | | | | | | | 18,991 | 16,267 | 35,258 |

APPENDI

RECAP

NATIONALITIES AND PLACES OF BIRTH

| Places of Birth | British | | Swedes | | Danes | | Belgians | | Dutch | | French | | Germans | | Russians | | Spaniards | | Portuguese | |
|----------------------------------|---------|---------|--------|---|-------|---|----------|---|-------|-----|--------|-----|---------|---|----------|----|-----------|----|------------|----|
| | M | F | M | F | M | F | M | F | M | F | M | F | M | F | M | F | M | F | M | F |
| Europe | | | | | | | | | | | | | | | | | | | | |
| England | 204 | 83 | | | | | | | | | | | | | | | | | | |
| Scotland | 66 | 10 | | | | | | | | | | | | | | | | | | |
| Ireland | 41 | 18 | | | | | | | | | | | | | | | | | | |
| Other British Possessions | 10 | 4 | | | | | | | | | | | | | | | | | | |
| Sweden | | | 12 | | | | | | | | | | | | | | | | | |
| Denmark | | | | 4 | 2 | | | | | | | | | | | | | | | |
| Belgium | | | | | 2 | 3 | | | | | | | | | | | | | | |
| Holland | | | | | | | | 3 | 2 | | | | | | | | | | | |
| France | | | | | | | | | | 263 | | 94 | | | | | | | | |
| Germany | | | | | | | | | | | | | 20 | 1 | | | | | | |
| Russia | | | | | | | | | | | | | | | 12 | | | | | |
| Spain | | | | | | | | | | | | | | | | 3 | | | | |
| Portugal | | | | | | | | | | | | | | | | | | 4 | 1 | |
| Italy | | | | | | | | | | | | | | | | | | | | 17 |
| Austria | | | | | | | | | | | | | | | | | | | | |
| Switzerland | | | | | | | | | | | | | | | | | | | | |
| Greece | | | | | | | | | | | | | | | | | | | | |
| Other Parts of Europe | | | | | | | | | | | | | | | | | | | | |
| Asia | | | | | | | | | | | | | | | | | | | | |
| China | | | | | | | | | | | | | | | | | | | | |
| Persia | | | | | | | | | | | | | | | | | | | | |
| Arabia | | | | | | | | | | | | | | | | | | | | |
| Muscat | | | | | | | | | | | | | | | | | | | | |
| Aden | 4 | 3 | | | | | | | | | | | | | | | | | | |
| Calcutta | 25,297 | 13,244 | | | | | | | | | | | | | | | | | | |
| Madras | 11,584 | 5,828 | | | | | | | | | | | | | | | | | | |
| Bombay | 2,214 | 1,048 | | | | | | | | | | | | | | | | | | |
| Pondicherry | | | | | | | | | | 68 | | 39 | | | | | | | | |
| Tranquebar | | | | | | | | | | 39 | | 28 | | | | | | | | |
| Ceylon | 9 | 7 | | | | | | | | | | | | | | | | | | |
| Goa | | | | | | | | | | | | | | | | | | | 49 | |
| Hongkong | 369 | 8 | | | | | | | | | | | | | | | | | | |
| Singapore | 19 | | | | | | | | | | | | | | | | | | | |
| Other parts of Asia | 116 | 22 | | | | | | | | | | | | | | | | | | |
| Africa | | | | | | | | | | | | | | | | | | | | |
| Mauritius | 154,959 | 150,123 | | | | | | | | | | | | | | | | | | |
| Reunion | | | | | | | | | | 118 | | 534 | | | | | | | | |
| Madagascar | | | | | | | | | | | | | | | | | | | | |
| Mozambique | | | | | | | | | | | | | | | | | | | | |
| Cape Colony | 71 | 37 | | | | | | | | | | | | | | | | | | |
| Zanzibar | | | | | | | | | | | | | | | | | | | | |
| Johanna | | | | | | | | | | | | | | | | | | | | |
| Egypt | | | | | | | | | | | | | | | | | | | | |
| Other parts | 41 | 15 | | | | | | | | | | | | | | | | | | |
| Dependencies | 145 | 125 | | | | | | | | | | | | | | | | | | |
| America | | | | | | | | | | | | | | | | | | | | |
| United States | | | | | | | | | | | | | | | | | | | | |
| West Indies | 10 | 2 | | | | | | | | | | | | | | | | | | |
| Guadeloupe | | | | | | | | | | 11 | | 6 | | | | | | | | |
| Oceania | | | | | | | | | | | | | | | | | | | | |
| Australia | 18 | 13 | | | | | | | | | | | | | | | | | | |
| Other parts | | | | | | | | | | | | | | | | | | | | |
| Total | 196,177 | 170,599 | 12 | 4 | 2 | 8 | 3 | 3 | 2 | 799 | 701 | 20 | 1 | 2 | 3 | 53 | 1 | 17 | 9 | |

o. 6—(Continued)

RELATION

THE POPULATION OF THE ISLAND OF MAURITIUS

| | Swiss | | Greeks | | Chinese | | Persians | | Arabians | | Malagassies | | Mozambiques | | Zanzibaris | | Johannese | | Egyptians | | Americans | | Total | | Grand Total |
|-------|-------|---|--------|-------|---------|----|----------|----|----------|-----|-------------|-----|-------------|----|------------|---|-----------|---|-----------|---|-----------|---------|---------|---------|-------------|
| | F | M | F | M | F | M | F | M | F | M | F | M | F | M | F | M | F | M | F | M | F | Males | Females | | |
| | | | | | | | | | | | | | | | | | | | | | | | 204 | 83 | 287 |
| | | | | | | | | | | | | | | | | | | | | | | | 66 | 10 | 76 |
| | | | | | | | | | | | | | | | | | | | | | | | 41 | 18 | 59 |
| | | | | | | | | | | | | | | | | | | | | | | | 10 | 4 | 14 |
| | | | | | | | | | | | | | | | | | | | | | | | 12 | | 12 |
| | | | | | | | | | | | | | | | | | | | | | | | 4 | 2 | 6 |
| | | | | | | | | | | | | | | | | | | | | | | | 8 | 3 | 11 |
| | | | | | | | | | | | | | | | | | | | | | | | 3 | 2 | 5 |
| | | | | | | | | | | | | | | | | | | | | | | | 263 | 94 | 357 |
| | | | | | | | | | | | | | | | | | | | | | | | 20 | 1 | 21 |
| | | | | | | | | | | | | | | | | | | | | | | | 2 | | 2 |
| | | | | | | | | | | | | | | | | | | | | | | | 3 | | 3 |
| | | | | | | | | | | | | | | | | | | | | | | | 4 | 1 | 5 |
| 1 | | | | | | | | | | | | | | | | | | | | | | | 17 | 9 | 26 |
| | | | | | | | | | | | | | | | | | | | | | | | 1 | | 1 |
| | | | | | | | | | | | | | | | | | | | | | | | 2 | 2 | 4 |
| | | | | | | | | | | | | | | | | | | | | | | | 2 | | 2 |
| | | | | | | | | | | | | | | | | | | | | | | | | | |
| | | | | | | | | | | | | | | | | | | | | | | | 3,069 | 50 | 3,119 |
| | | | | | | | | | | | | | | | | | | | | | | | 12 | 1 | 13 |
| | | | | | | | | | | | | | | | | | | | | | | | 26 | 2 | 28 |
| | | | | | | | | | | | | | | | | | | | | | | | 1 | | 1 |
| | | | | | | | | | | | | | | | | | | | | | | | 4 | 3 | 7 |
| | | | | | | | | | | | | | | | | | | | | | | | 25,297 | 13,244 | 38,541 |
| | | | | | | | | | | | | | | | | | | | | | | | 11,584 | 5,828 | 17,412 |
| | | | | | | | | | | | | | | | | | | | | | | | 2,214 | 1,048 | 3,262 |
| | | | | | | | | | | | | | | | | | | | | | | | 68 | 39 | 107 |
| | | | | | | | | | | | | | | | | | | | | | | | 39 | 28 | 67 |
| | | | | | | | | | | | | | | | | | | | | | | | 9 | 7 | 16 |
| | | | | | | | | | | | | | | | | | | | | | | | 49 | | 49 |
| | | | | | | | | | | | | | | | | | | | | | | | 369 | 8 | 377 |
| | | | | | | | | | | | | | | | | | | | | | | | 19 | | 19 |
| | | | | | | | | | | | | | | | | | | | | | | | 116 | 22 | 138 |
| | | | | | | | | | | | | | | | | | | | | | | | 154,959 | 150,123 | 305,082 |
| | | | | | | | | | | | | | | | | | | | | | | | 418 | 534 | 952 |
| | | | | | | | | | | | | | | | | | | | | | | | 197 | 72 | 269 |
| | | | | | | | | | | | | | | | | | | | | | | | 102 | 31 | 133 |
| | | | | | | | | | | | | | | | | | | | | | | | 71 | 37 | 108 |
| | | | | | | | | | | | | | | | | | | | | | | | 15 | 2 | 17 |
| | | | | | | | | | | | | | | | | | | | | | | | 6 | | 6 |
| | | | | | | | | | | | | | | | | | | | | | | | 6 | | 6 |
| | | | | | | | | | | | | | | | | | | | | | | | 41 | 15 | 56 |
| | | | | | | | | | | | | | | | | | | | | | | | 145 | 125 | 270 |
| | | | | | | | | | | | | | | | | | | | | | | | 13 | 1 | 14 |
| | | | | | | | | | | | | | | | | | | | | | | | 10 | 2 | 12 |
| | | | | | | | | | | | | | | | | | | | | | | | 11 | 6 | 17 |
| | | | | | | | | | | | | | | | | | | | | | | | 18 | 13 | 31 |
| | | | | | | | | | | | | | | | | | | | | | | | 2 | 1 | 3 |
| 1 | 2 | 2 | 2 | 3,069 | 50 | 12 | 1 | 27 | 2 | 197 | 72 | 102 | 31 | 15 | 2 | 6 | | 6 | 15 | 2 | 199,552 | 171,471 | 371,023 | | |

APPENDIX No. 6

NATIONALITIES OF THE RESIDENT POPULATION IN 1861, 1871, 1881, 1891 & 1901.

| Particulars | 1861 | | | 1871 | | | 1881 | | | 1891 | | | 1901 | | |
|-------------|---------|---------|---------|---------|---------|---------|---------|---------|---------|---------|---------|---------|---------|---------|---------|
| | M | F | Total | M | F | Total | M | F | Total | M | F | Total | M | F | |
| Americans | 43 | 4 | 47 | 69 | 6 | 75 | 42 | 3 | 45 | 26 | 2 | 28 | 25 | 4 | |
| Arabians | 19 | ... | 19 | 70 | 11 | 81 | 28 | 1 | 29 | 22 | 2 | 24 | 27 | 2 | |
| Austrians | ... | ... | ... | 5 | ... | 5 | 7 | 1 | 8 | 3 | ... | 3 | 1 | ... | |
| Belgians | 18 | 3 | 21 | 11 | 4 | 18 | 12 | 1 | 16 | 3 | 3 | 6 | 8 | 11 | |
| British | 197,912 | 105,896 | 303,808 | 186,111 | 119,360 | 305,471 | 202,320 | 149,737 | 352,057 | 200,841 | 163,275 | 364,119 | 195,167 | 170,588 | 365,755 |
| Chinese | 1,550 | 2 | 1,552 | 2,284 | 3 | 2,287 | 3,549 | 9 | 3,558 | 3,142 | 9 | 3,151 | 3,069 | 50 | 3,119 |
| Danes | ... | ... | ... | 10 | ... | 10 | 11 | ... | 11 | 5 | ... | 5 | 4 | 2 | 6 |
| Dutch | 14 | 4 | 18 | 16 | 1 | 20 | 5 | 1 | 6 | 3 | 1 | 4 | 3 | 2 | 5 |
| Egyptians | ... | ... | ... | ... | ... | ... | ... | ... | ... | 5 | ... | 5 | 6 | ... | 6 |
| French | 1,587 | 704 | 2,291 | 1,360 | 771 | 2,131 | 1,316 | 1,024 | 2,370 | 1,116 | 963 | 2,079 | 799 | 701 | 1,500 |
| Germans | 47 | 13 | 60 | 57 | 12 | 69 | 14 | 3 | 47 | 33 | 1 | 34 | 20 | 1 | 21 |
| Greeks | ... | ... | ... | ... | ... | ... | ... | ... | ... | 3 | ... | 3 | 2 | ... | 2 |
| Italians | 40 | 3 | 43 | 21 | 4 | 25 | 12 | 7 | 19 | 10 | 18 | 28 | 17 | 9 | 26 |
| Johannese | ... | ... | ... | ... | ... | ... | ... | ... | ... | 10 | 2 | 12 | 6 | ... | 6 |
| Malagassies | 353 | 99 | 452 | 1,012 | 309 | 1,341 | 553 | 155 | 707 | 367 | 104 | 471 | 197 | 72 | 269 |
| Mozambique | ... | ... | ... | 421 | 440 | 861 | 119 | 121 | 543 | 369 | 149 | 518 | 102 | 31 | 133 |
| Persians | ... | ... | ... | 5 | 3 | 8 | 9 | 4 | 13 | 13 | 4 | 17 | 12 | 1 | 13 |
| Portuguese | 60 | ... | 60 | 52 | 5 | 57 | 44 | 2 | 46 | 11 | 5 | 16 | 53 | 1 | 54 |
| Russians | ... | ... | ... | 1 | ... | 1 | 5 | ... | 5 | 3 | ... | 3 | 2 | ... | 2 |
| Spaniards | 19 | 2 | 21 | 17 | 2 | 19 | 10 | 1 | 11 | 1 | ... | 1 | 3 | ... | 3 |
| Swedes | 9 | ... | 9 | 21 | 2 | 23 | 21 | ... | 24 | 11 | 1 | 15 | 12 | ... | 12 |
| Swiss | 7 | ... | 7 | 6 | 3 | 9 | 13 | 3 | 16 | 4 | 4 | 8 | 2 | 2 | 4 |
| Turks | ... | ... | ... | 1 | ... | 1 | 2 | 1 | 3 | ... | ... | ... | ... | ... | ... |
| Zanzibaris | ... | ... | ... | ... | ... | ... | ... | ... | ... | 20 | 4 | 24 | 15 | 2 | 17 |
| Not stated | 1,283 | 359 | 1,642 | 1,992 | 1,138 | 3,130 | 200 | 139 | 339 | 11 | 3 | 14 | ... | ... | ... |
| Totals | 202,961 | 107,089 | 310,050 | 193,575 | 122,467 | 316,042 | 308,655 | 151,219 | 359,874 | 206,038 | 164,550 | 370,588 | 199,552 | 171,471 | 371,023 |

APPENDIX No. 7.

AGES OF THE POPULATION OF THE DISTRICT OF PORT LOUIS

| Ages | Europeans, whites, mixed and coloured | | Africans | | Indo Mauritians | | Other Indians | | Chinese | | Total | | Grand Total |
|--------------|---|--------|----------|-----|--------------------|-------|------------------|-------|---------|-----|--------|--------|----------------|
| | M | F | M | F | M | F | M | F | M | F | F | M | |
| Under 1 year | 268 | 211 | ... | ... | 216 | 226 | .. | ... | ... | ... | 484 | 137 | 921 |
| 1—5 years | 1,293 | 1,332 | ... | .. | 834 | 905 | 14 | 2 | 3 | ... | 2,144 | 2,239 | 4,383 |
| 6—10 „ | 1,423 | 1,468 | ... | ... | 1,061 | 1,021 | 25 | 11 | 2 | .. | 2,511 | 2,500 | 5,011 |
| 11—15 „ | 1,579 | 1,628 | ... | .. | 1,047 | 1,005 | 40 | 25 | 17 | ... | 2,683 | 2,658 | 5,341 |
| 16—20 „ | 1,643 | 1,945 | ... | ... | 1,007 | 1,037 | 153 | 41 | 107 | 4 | 2,910 | 3,027 | 5,937 |
| 21—25 „ | 1,676 | 1,845 | 2 | 1 | 999 | 942 | 300 | 84 | 279 | 4 | 3,256 | 2,876 | 6,132 |
| 26—30 „ | 1,565 | 1,700 | 2 | 1 | 806 | 782 | 181 | 169 | 229 | 6 | 3,086 | 2,658 | 5,744 |
| 31—35 „ | 1,053 | 1,024 | 7 | 1 | 530 | 561 | 139 | 162 | 223 | 3 | 2,252 | 1,751 | 4,003 |
| 36—40 „ | 1,119 | 1,130 | 8 | 3 | 447 | 397 | 502 | 207 | 191 | 1 | 2,267 | 1,738 | 4,005 |
| 41—45 „ | 782 | 831 | 14 | 2 | 310 | 301 | 530 | 213 | 91 | 1 | 1,727 | 1,348 | 3,075 |
| 46—50 „ | 742 | 803 | 20 | 6 | 230 | 188 | 473 | 201 | 99 | 1 | 1,564 | 1,199 | 2,763 |
| 51—55 „ | 482 | 497 | 18 | 2 | 115 | 106 | 303 | 157 | 79 | 2 | 1,027 | 764 | 1,791 |
| 56—60 „ | 385 | 477 | 16 | 12 | 65 | 75 | 249 | 127 | 55 | ... | 770 | 691 | 1,461 |
| 61—65 „ | 173 | 266 | 15 | 11 | 43 | 28 | 187 | 89 | 12 | ... | 430 | 394 | 824 |
| 66—70 „ | 131 | 208 | 17 | 5 | 21 | 10 | 116 | 57 | 2 | ... | 290 | 280 | 570 |
| 71—75 „ | 68 | 134 | 13 | 2 | 7 | 7 | 61 | 55 | 5 | ... | 154 | 198 | 352 |
| 76—80 „ | 28 | 89 | 4 | .. | 4 | 2 | 45 | 29 | 2 | ... | 83 | 120 | 203 |
| 81—85 „ | 20 | 46 | ... | ... | ... | 1 | 18 | 9 | 4 | ... | 42 | 56 | 98 |
| 86—90 „ | 13 | 28 | .. | ... | ... | 1 | 8 | 7 | 2 | ... | 23 | 36 | 59 |
| 91—95 „ | 4 | 13 | .. | 1 | 1 | ... | 2 | 2 | 2 | ... | 9 | 16 | 25 |
| 96—99 „ | 1 | 8 | ... | ... | ... | ... | ... | 1 | ... | ... | 1 | 9 | 10 |
| 100 „ | 3 | ... | .. | ... | ... | ... | ... | ... | ... | ... | 3 | ... | 3 |
| Over 100 „ | .. | 2 | ... | ... | ... | ... | .. | .. | .. | .. | .. | 2 | 2 |
| Not stated | 12 | 10 | ... | ... | 1 | 3 | 4 | .. | ... | ... | 14 | 13 | 27 |
| Total | 14,169 | 15,695 | 136 | 47 | 4,774 | 7,598 | 3,947 | 1,618 | 1,404 | 22 | 27,730 | 25,010 | 52,740 |

APPENDIX No. 7.—(Continued)

AGES OF THE POPULATION OF THE DISTRICT OF PAMPLEMOUSSES

| Ages | Europeans, whites, mixed and coloured | | Africans | | Indo Mauritians | | Other Indians | | Chinese | | Total | | Grand Total |
|--------------|---|-------|----------|----|--------------------|--------|------------------|-------|---------|----|--------|--------|-------------|
| | M | F | M | F | M | F | M | F | M | F | M | F | |
| Under 1 year | 148 | 131 | .. | .. | 380 | 361 | .. | .. | .. | .. | 528 | 495 | 1,023 |
| 1—5 years | 320 | 296 | .. | .. | 1,865 | 1,755 | 8 | 3 | .. | .. | 2,193 | 2,051 | 4,244 |
| 6—10 „ | 450 | 429 | .. | .. | 2,187 | 2,019 | 9 | 1 | .. | .. | 2,646 | 2,452 | 5,098 |
| 11—15 „ | 437 | 393 | .. | .. | 1,672 | 1,552 | 19 | 11 | 4 | .. | 2,132 | 1,956 | 4,088 |
| 16—20 „ | 352 | 412 | .. | .. | 1,456 | 1,515 | 70 | 40 | 22 | .. | 1,894 | 1,967 | 3,861 |
| 21—25 „ | 315 | 402 | .. | .. | 1,326 | 1,286 | 220 | 61 | 37 | 1 | 1,928 | 1,750 | 3,678 |
| 26—30 „ | 310 | 325 | .. | .. | 1,190 | 1,093 | 264 | 111 | 52 | .. | 1,816 | 1,529 | 3,345 |
| 31—35 „ | 254 | 233 | 1 | 1 | 818 | 702 | 190 | 97 | 32 | .. | 1,295 | 1,033 | 2,328 |
| 36—40 „ | 323 | 259 | .. | 4 | 851 | 680 | 395 | 194 | 20 | .. | 1,592 | 1,137 | 2,729 |
| 41—45 „ | 223 | 169 | 4 | 1 | 469 | 412 | 510 | 255 | 21 | 1 | 1,227 | 838 | 2,065 |
| 46—50 „ | 181 | 169 | 8 | 2 | 344 | 282 | 619 | 317 | 20 | .. | 1,172 | 800 | 1,972 |
| 51—55 „ | 133 | 121 | 14 | 5 | 175 | 151 | 524 | 283 | 13 | .. | 859 | 560 | 1,419 |
| 56—60 „ | 152 | 133 | .. | 3 | 180 | 149 | 396 | 221 | 6 | .. | 734 | 506 | 1,240 |
| 61—65 „ | 66 | 53 | 9 | 5 | 52 | 41 | 288 | 163 | 5 | .. | 420 | 262 | 682 |
| 66—70 „ | 60 | 48 | 6 | .. | 40 | 35 | 244 | 115 | 3 | .. | 353 | 198 | 551 |
| 71—75 „ | 38 | 21 | 8 | .. | 14 | 5 | 156 | 90 | 5 | .. | 221 | 116 | 337 |
| 76—80 „ | 29 | 25 | 6 | .. | 8 | 4 | 11 | 42 | 1 | .. | 85 | 71 | 156 |
| 81—85 „ | 13 | 16 | 6 | .. | .. | 2 | 29 | 9 | .. | .. | 48 | 27 | 75 |
| 86—90 „ | 14 | 9 | 1 | .. | 2 | 2 | 2 | 3 | .. | .. | 19 | 14 | 33 |
| 91—95 „ | 4 | .. | .. | .. | 1 | 1 | 1 | 6 | .. | .. | 6 | 7 | 13 |
| 96—99 „ | 6 | 2 | .. | .. | .. | .. | 2 | 3 | .. | .. | 8 | 5 | 13 |
| 100 „ | .. | .. | .. | .. | .. | .. | .. | .. | .. | .. | .. | .. | .. |
| Over 100 „ | .. | 1 | .. | .. | .. | .. | .. | 1 | .. | .. | .. | 2 | 2 |
| Not stated | 2 | 2 | .. | .. | 9 | 9 | 4 | .. | 6 | .. | 21 | 11 | 32 |
| Total | 3,890 | 3,649 | 63 | 21 | 13,036 | 12,059 | 3,994 | 2,059 | 247 | 2 | 21,227 | 17,790 | 39,017 |

APPENDIX No. 7. —(Continued)

AGES OF THE POPULATION OF THE DISTRICT OF RIVIÈRE DU REMPART

| Ages | Europeans, whites, mixed and coloured | | Africans | | Indo Mauritian | | Other Indians | | Chinese | | Total | | Grand Total |
|--------------|---------------------------------------|-------|----------|----|----------------|-------|---------------|-------|---------|----|--------|--------|-------------|
| | M | F | M | F | M | F | M | F | M | F | M | F | |
| Under 1 year | 101 | 84 | .. | .. | 227 | 269 | .. | .. | .. | .. | 328 | 353 | 681 |
| 1—5 years | 265 | 286 | .. | .. | 1,438 | 1,310 | 12 | 16 | .. | .. | 1,715 | 1,642 | 3,357 |
| 6—10 „ | 287 | 323 | .. | .. | 1,448 | 1,407 | 17 | 22 | .. | .. | 1,752 | 1,752 | 3,504 |
| 11—15 „ | 298 | 249 | .. | .. | 1,179 | 1,111 | 39 | 31 | 5 | .. | 1,521 | 1,427 | 2,948 |
| 16—20 „ | 242 | 239 | .. | .. | 1,031 | 1,068 | 122 | 67 | 15 | .. | 1,413 | 1,371 | 2,784 |
| 21—25 „ | 221 | 233 | .. | .. | 911 | 885 | 224 | 89 | 11 | .. | 1,403 | 1,207 | 2,610 |
| 26—30 „ | 205 | 206 | .. | .. | 659 | 610 | 360 | 141 | 29 | .. | 1,253 | 927 | 2,240 |
| 31—35 „ | 128 | 120 | .. | .. | 181 | 113 | 382 | 154 | 19 | 2 | 1,010 | 719 | 1,729 |
| 36—40 „ | 146 | 100 | .. | .. | 356 | 301 | 172 | 237 | 13 | 1 | 987 | 639 | 1,626 |
| 41—45 „ | 130 | 98 | .. | .. | 214 | 152 | 624 | 360 | 18 | 1 | 986 | 611 | 1,597 |
| 46—50 „ | 125 | 94 | 2 | .. | 86 | 53 | 459 | 331 | 8 | 2 | 680 | 480 | 1,160 |
| 51—55 „ | 86 | 64 | .. | .. | 30 | 31 | 398 | 183 | 3 | .. | 517 | 278 | 795 |
| 56—60 „ | 82 | 49 | 2 | .. | 10 | 9 | 326 | 169 | 1 | .. | 421 | 227 | 648 |
| 61—65 „ | 14 | 26 | 4 | 2 | 5 | .. | 239 | 116 | 1 | .. | 293 | 114 | 407 |
| 66—70 „ | 38 | 27 | .. | .. | 2 | .. | 169 | 63 | .. | .. | 209 | 90 | 299 |
| 71—75 „ | 20 | 12 | 2 | .. | .. | 1 | 87 | 35 | .. | .. | 109 | 18 | 127 |
| 76—80 „ | 9 | 8 | .. | .. | 1 | 3 | 34 | 11 | .. | .. | 44 | 22 | 66 |
| 81—85 „ | 2 | 5 | 1 | .. | .. | .. | 4 | 5 | .. | .. | 7 | 10 | 17 |
| 86—90 „ | 3 | 2 | .. | .. | .. | .. | 3 | 3 | .. | .. | 6 | 5 | 11 |
| 91—95 „ | 1 | 1 | .. | .. | .. | .. | 2 | .. | .. | .. | 3 | 1 | 4 |
| 96—99 „ | .. | 1 | .. | .. | 1 | .. | .. | .. | .. | .. | 1 | 1 | 2 |
| 100 „ | .. | .. | .. | .. | .. | .. | .. | .. | .. | .. | .. | .. | .. |
| Over 100 „ | .. | .. | .. | .. | .. | .. | .. | .. | .. | .. | .. | .. | .. |
| Not stated | .. | .. | .. | .. | .. | .. | 2 | 2 | .. | .. | 2 | 2 | 4 |
| Total | 2,133 | 2,227 | 11 | 2 | 8,115 | 7,716 | 3,975 | 2,038 | 126 | 6 | 14,660 | 12,019 | 26,679 |

APPENDIX No. 7.—(Continued)

AGES OF THE POPULATION OF THE DISTRICT OF FLACQ

| Ages | Europeans whites, mixed and coloured | | Africans | | Indo Mauritians | | Other Indians | | Chinese | | Total | | Grand Total |
|--------------|--|-------|----------|-----|--------------------|--------|------------------|-------|---------|-----|--------|--------|-------------|
| | M | F | M | F | M | F | M | F | M | F | M | F | |
| Under 1 year | 192 | 163 | | | 591 | 531 | ... | ... | | | 783 | 697 | |
| 1—5 years | 643 | 607 | ... | ... | 2,885 | 2,715 | 31 | 37 | 1 | 1 | 3,563 | 3,360 | 6,923 |
| 6—10 " | 644 | 660 | ... | ... | 2,927 | 2,768 | 23 | 10 | 1 | | 3,595 | 3,138 | 7,033 |
| 11—15 " | 582 | 616 | ... | ... | 2,197 | 2,379 | 59 | 46 | 5 | | 3,143 | 3,041 | 6,184 |
| 16—20 " | 550 | 573 | ... | ... | 2,286 | 2,268 | 199 | 135 | 39 | | 3,071 | 2,976 | 6,050 |
| 21—25 " | 477 | 514 | ... | ... | 2,048 | 1,778 | 130 | 200 | 52 | 1 | 3,007 | 2,493 | 5,500 |
| 26—30 " | 458 | 467 | ... | ... | 1,659 | 1,467 | 651 | 208 | 66 | ... | 2,834 | 2,142 | 4,976 |
| 31—35 " | 353 | 326 | ... | ... | 1,256 | 1,142 | 567 | 245 | 41 | | 2,217 | 1,713 | 3,930 |
| 36—40 " | 314 | 319 | ... | ... | 833 | 723 | 706 | 366 | 33 | ... | 1,886 | 1,408 | 3,294 |
| 41—45 " | 223 | 224 | 1 | | 451 | 390 | 795 | 196 | 27 | 1 | 1,500 | 1,111 | 2,611 |
| 46—50 " | 247 | 187 | 2 | | 283 | 111 | 896 | 525 | 14 | 1 | 1,442 | 857 | 2,299 |
| 51—55 " | 149 | 118 | 4 | | 96 | 69 | 761 | 392 | 5 | ... | 1,018 | 579 | 1,597 |
| 56—60 " | 145 | 89 | 1 | | 33 | 38 | 721 | 353 | 1 | | 904 | 480 | 1,384 |
| 61—65 " | 66 | 62 | | | 18 | 11 | 454 | 240 | 2 | | 540 | 313 | 853 |
| 66—70 " | 51 | 38 | | | 14 | 10 | 280 | 147 | ... | | 345 | 195 | 540 |
| 71—75 " | 35 | 24 | | | 6 | 3 | 133 | 65 | ... | ... | 174 | 92 | 266 |
| 76—80 " | 16 | 23 | | | 3 | 5 | 49 | 43 | ... | ... | 68 | 71 | 139 |
| 81—85 " | 15 | 8 | | | 1 | 1 | 13 | 19 | ... | ... | 29 | 28 | 57 |
| 86—90 " | 5 | 6 | | | 1 | 1 | 10 | 8 | ... | ... | 16 | 15 | 31 |
| 91—95 " | 2 | 3 | | | 1 | | 6 | 8 | ... | ... | 9 | 11 | 20 |
| 96—99 " | 1 | ... | ... | ... | ... | ... | 2 | ... | ... | ... | 3 | ... | 3 |
| 100 " | ... | ... | ... | ... | ... | ... | ... | 1 | ... | ... | ... | 1 | 1 |
| Over 100 " | 1 | 1 | ... | ... | ... | ... | ... | 1 | ... | ... | 1 | 2 | 3 |
| Not stated | 1 | 9 | ... | ... | 2 | ... | 2 | ... | ... | ... | 5 | 9 | 14 |
| Total | 5,170 | 5,037 | 8 | ... | 17,894 | 16,146 | 6,797 | 3,545 | 287 | 4 | 30,156 | 25,032 | 55,188 |

APPENDIX No. 7.

AGES OF THE POPULATION OF THE DISTRICT OF GRAND PORT

| Ages | Europeans, whites, mixed and coloured | | Africans | | Indo Mauritians | | Other Indians | | Chinese | | Total | | Grand Total |
|--------------|---|-------|----------|-----|--------------------|--------|------------------|-------|---------|-----|--------|--------|-------------|
| | M | F | M | F | M | F | M | F | M | F | F | M | |
| Under 1 year | 241 | 218 | .. | ... | 486 | 403 | .. | .. | .. | .. | 727 | 621 | 1,348 |
| 1—5 years | 681 | 753 | .. | ... | 2,513 | 2,328 | 11 | 17 | .. | .. | 3,205 | 3,098 | 6,303 |
| 6—10 " | 808 | 840 | .. | ... | 2,372 | 2,137 | 25 | 19 | .. | .. | 3,205 | 2,996 | 6,201 |
| 11—15 " | 720 | 731 | .. | ... | 1,939 | 1,773 | 74 | 61 | 4 | .. | 2,737 | 2,565 | 5,302 |
| 16—20 " | 647 | 677 | .. | ... | 1,833 | 1,701 | 198 | 124 | 26 | .. | 2,704 | 2,502 | 5,206 |
| 21—25 " | 581 | 591 | .. | ... | 1,566 | 1,417 | 358 | 181 | 72 | .. | 2,577 | 2,222 | 4,799 |
| 26—30 " | 508 | 515 | .. | ... | 1,220 | 1,264 | 509 | 248 | 61 | .. | 2,301 | 2,027 | 4,328 |
| 31—35 " | 405 | 376 | .. | ... | 978 | 802 | 633 | 279 | 53 | 1 | 2,069 | 1,458 | 3,527 |
| 36—40 " | 368 | 408 | .. | 1 | 853 | 580 | 782 | 390 | 26 | .. | 2,029 | 1,379 | 3,408 |
| 41—45 " | 322 | 253 | 2 | .. | 468 | 381 | 770 | 361 | 24 | .. | 1,586 | 995 | 2,581 |
| 46—50 " | 301 | 276 | 1 | .. | 274 | 219 | 806 | 361 | 11 | .. | 1,393 | 859 | 2,252 |
| 51—55 " | 204 | 172 | 3 | .. | 99 | 83 | 607 | 275 | 3 | .. | 916 | 530 | 1,446 |
| 56—60 " | 136 | 130 | 4 | .. | 58 | 46 | 506 | 266 | 3 | .. | 707 | 442 | 1,149 |
| 61—65 " | 90 | 63 | 1 | .. | 15 | 15 | 363 | 154 | .. | .. | 469 | 232 | 701 |
| 66—70 " | 71 | 57 | .. | ... | 7 | 6 | 221 | 120 | 1 | .. | 303 | 183 | 486 |
| 71—75 " | 37 | 31 | .. | ... | 1 | 3 | 134 | 58 | .. | ... | 175 | 92 | 267 |
| 76—80 " | 20 | 30 | .. | ... | 2 | 4 | 76 | 22 | .. | ... | 98 | 56 | 154 |
| 81—85 " | 7 | 15 | .. | ... | .. | 1 | 22 | 13 | .. | ... | 29 | 29 | 58 |
| 86—90 " | 10 | 8 | .. | ... | 1 | 1 | 10 | 11 | .. | ... | 21 | 20 | 41 |
| 91—95 " | .. | 3 | .. | ... | .. | 1 | 2 | .. | .. | ... | 2 | 1 | 6 |
| 96—99 " | 1 | .. | .. | ... | .. | .. | 1 | 2 | .. | ... | 2 | 2 | 1 |
| 100 " | .. | .. | .. | ... | .. | .. | .. | .. | .. | ... | .. | .. | .. |
| Over 100 " | .. | 1 | .. | ... | .. | .. | .. | .. | .. | ... | .. | 1 | 1 |
| Not stated | .. | .. | .. | ... | .. | .. | .. | .. | .. | ... | .. | .. | .. |
| Total | 6,158 | 6,148 | 11 | 1 | 11,688 | 13,195 | 6,111 | 2,965 | 287 | 1 | 27,255 | 22,313 | 49,568 |

APPENDIX No. 7.

AGES OF THE POPULATION OF THE DISTRICT OF SAVANNE

| Ages | Europeans, whites, mixed and coloured | | Africans | | Indo Mauritians | | Other Indians | | Chinese | | Total | | Grand Total |
|--------------|---|--------------|-----------|----------|--------------------|--------------|------------------|--------------|------------|----------|---------------|---------------|---------------|
| | M | F | M | F | M | F | M | F | M | F | F | M | |
| Under 1 year | 113 | 99 | ... | ... | 366 | 418 | .. | ... | ... | ... | 179 | 517 | 996 |
| 1—5 years | 515 | 505 | ... | ... | 1,884 | 1,771 | 25 | 31 | ... | ... | 2,424 | 2,313 | 4,737 |
| 6—10 „ | 386 | 382 | ... | ... | 1,694 | 1,605 | 30 | 17 | ... | ... | 2,110 | 2,004 | 4,114 |
| 11—15 „ | 381 | 336 | ... | ... | 1,477 | 1,352 | 52 | 33 | 1 | ... | 1,911 | 1,721 | 3,632 |
| 16—20 „ | 325 | 331 | ... | ... | 1,291 | 1,345 | 183 | 99 | 27 | ... | 1,826 | 1,775 | 3,601 |
| 21—25 „ | 293 | 350 | ... | ... | 1,061 | 1,072 | 306 | 158 | 45 | 2 | 1,708 | 1,582 | 3,290 |
| 26—30 „ | 236 | 303 | 1 | ... | 965 | 828 | 526 | 208 | 49 | 1 | 1,777 | 1,310 | 3,117 |
| 31—35 „ | 212 | 180 | ... | ... | 663 | 602 | 189 | 224 | 26 | 1 | 1,390 | 1,007 | 2,397 |
| 36—40 „ | 265 | 198 | 1 | ... | 547 | 478 | 623 | 240 | 15 | ... | 1,451 | 916 | 2,367 |
| 41—45 „ | 135 | 134 | ... | ... | 231 | 201 | 638 | 275 | 18 | 1 | 1,022 | 614 | 1,636 |
| 46—50 „ | 195 | 144 | 2 | 1 | 121 | 100 | 647 | 325 | 9 | ... | 974 | 570 | 1,544 |
| 51—55 „ | 107 | 91 | 2 | 1 | 55 | 39 | 507 | 240 | 9 | 1 | 680 | 372 | 1,052 |
| 56—60 „ | 101 | 86 | 4 | 1 | 11 | 39 | 191 | 245 | 7 | ... | 644 | 362 | 1,006 |
| 61—65 „ | 60 | 51 | 2 | ... | 8 | 12 | 331 | 150 | 3 | 1 | 407 | 217 | 624 |
| 66—70 „ | 32 | 39 | 1 | ... | 7 | 7 | 191 | 99 | ... | ... | 231 | 145 | 376 |
| 71—75 „ | 28 | 20 | ... | ... | 2 | 2 | 74 | 45 | ... | ... | 104 | 67 | 171 |
| 76—80 „ | 21 | 12 | 2 | ... | 2 | ... | 28 | 17 | ... | ... | 53 | 29 | 82 |
| 81—85 „ | 5 | 7 | ... | ... | ... | ... | 9 | 8 | ... | ... | 14 | 15 | 29 |
| 86—90 „ | 3 | 2 | ... | ... | ... | ... | 5 | 4 | ... | ... | 8 | 6 | 14 |
| 91—95 „ | 4 | 2 | ... | ... | ... | ... | 1 | 2 | ... | ... | 2 | 4 | 6 |
| 96—99 „ | 2 | 2 | ... | ... | ... | ... | 1 | 1 | ... | ... | 3 | 3 | 6 |
| 100 „ | ... | ... | ... | ... | ... | ... | ... | ... | ... | ... | ... | ... | |
| Over 100 „ | 1 | 2 | ... | ... | ... | ... | ... | 1 | ... | ... | 1 | 3 | 4 |
| Not stated | 3 | 1 | ... | ... | 11 | 11 | 29 | 20 | ... | ... | 13 | 32 | 45 |
| Total | 3,420 | 3,280 | 15 | 3 | 10,129 | 9,879 | 5,189 | 2,415 | 209 | 7 | 19,262 | 15,611 | 31,573 |

APPENDIX No. 7.—(Continued)

AGES OF THE POPULATION OF THE DISTRICT OF BLACK RIVER

| Ages | Europeans, whites, mixed and coloured | | Africans | | Indo Mauritians | | Other Indians | | Chinese | | Total | | Grand Total |
|--------------|---|-------|----------|-----|--------------------|-------|------------------|-----|---------|-----|-------|-------|-------------|
| | M | F | M | F | M | F | M | F | M | F | M | F | |
| Under 1 year | 71 | 59 | .. | ... | 121 | 109 | ... | ... | .. | .. | 192 | 168 | 360 |
| 1—5 years | 280 | 301 | ... | ... | 609 | 515 | 7 | 2 | .. | .. | 896 | 818 | 1,744 |
| 6—10 " | 321 | 307 | ... | ... | 612 | 587 | 4 | 4 | ... | .. | 937 | 898 | 1,835 |
| 11—15 " | 293 | 260 | ... | ... | 563 | 498 | 6 | 1 | .. | ... | 862 | 759 | 1,621 |
| 16—20 " | 279 | 256 | ... | ... | 469 | 421 | 39 | 10 | 6 | ... | 793 | 687 | 1,480 |
| 21—25 " | 242 | 227 | .. | ... | 432 | 386 | 37 | 18 | 14 | ... | 725 | 631 | 1,356 |
| 26—30 " | 205 | 186 | ... | .. | 313 | 327 | 71 | 36 | 21 | ... | 613 | 549 | 1,192 |
| 31—35 " | 149 | 106 | .. | .. | 283 | 261 | 103 | 60 | 27 | 1 | 562 | 428 | 990 |
| 36—40 " | 126 | 121 | 2 | .. | 277 | 218 | 170 | 97 | 20 | 1 | 595 | 470 | 1,065 |
| 41—45 " | 111 | 106 | 7 | 3 | 128 | 98 | 190 | 108 | 12 | .. | 451 | 315 | 766 |
| 46—50 " | 102 | 76 | 10 | 5 | 53 | 42 | 172 | 102 | 6 | ... | 343 | 225 | 568 |
| 51—55 " | 69 | 55 | 6 | 4 | 25 | 21 | 130 | 60 | 5 | ... | 235 | 140 | 375 |
| 56—60 " | 50 | 39 | 1 | 1 | 14 | 18 | 93 | 47 | 1 | .. | 159 | 105 | 264 |
| 61—65 " | 26 | 28 | 2 | 1 | 7 | 4 | 79 | 35 | ... | ... | 114 | 68 | 182 |
| 66—70 " | 23 | 9 | 1 | .. | 6 | 2 | 45 | 22 | ... | ... | 75 | 33 | 108 |
| 71—75 " | 16 | 8 | 2 | ... | 2 | 3 | 35 | 16 | .. | ... | 55 | 27 | 82 |
| 76—80 " | 8 | 3 | 1 | ... | ... | ... | 10 | 6 | ... | ... | 19 | 9 | 28 |
| 81—85 " | 8 | 2 | ... | .. | ... | ... | 5 | 2 | ... | ... | 13 | 4 | 17 |
| 86—90 " | 3 | 4 | 1 | 1 | ... | ... | 5 | 2 | ... | ... | 9 | 7 | 16 |
| 91—95 " | 2 | 1 | ... | .. | .. | 1 | 2 | 2 | ... | ... | 4 | 4 | 8 |
| 96—99 " | ... | 2 | .. | ... | ... | ... | 1 | ... | ... | ... | 1 | 2 | 3 |
| 100 " | 1 | 1 | 1 | ... | ... | .. | ... | .. | .. | ... | 2 | 1 | 3 |
| Over 100 " | .. | .. | .. | ... | .. | .. | .. | .. | .. | .. | .. | .. | |
| Not stated | .. | .. | .. | ... | .. | .. | .. | .. | .. | .. | .. | .. | |
| Total | 2,388 | 2,160 | 34 | 15 | 3,914 | 3,571 | 1,207 | 630 | 112 | 2 | 7,685 | 6,378 | 14,063 |

APPENDIX No. 7.—(Continued)

AGES OF THE POPULATION OF THE DISTRICT OF PLAINES WILHEMS

| Ages | Europeans whites, mixed and coloured | | Africans | | Indo Mauritian | | Other Indians | | Chinese | | Total | | Grand Total |
|--------------|--------------------------------------|--------|----------|-----|----------------|--------|---------------|-------|---------|-----|--------|--------|-------------|
| | M | F | M | F | M | F | M | F | M | F | M | F | |
| Under 1 year | 382 | 397 | ... | ... | 601 | 583 | ... | ... | ... | ... | 982 | 980 | 1,963 |
| 1—5 years | 1,394 | 1,764 | ... | ... | 2,088 | 2,067 | 14 | 8 | ... | ... | 3,496 | 3,839 | 7,335 |
| 6—10 „ | 1,448 | 1,768 | ... | ... | 2,279 | 2,223 | 18 | 9 | ... | ... | 3,745 | 4,000 | 7,745 |
| 11—15 „ | 1,386 | 1,645 | ... | ... | 2,026 | 1,930 | 56 | 13 | 1 | ... | 3,463 | 3,588 | 7,051 |
| 16—20 „ | 1,211 | 1,496 | ... | ... | 1,893 | 1,748 | 145 | 57 | 36 | ... | 3,315 | 3,301 | 6,616 |
| 21—25 „ | 1,134 | 1,348 | ... | ... | 1,612 | 1,563 | 267 | 126 | 88 | ... | 3,131 | 3,037 | 6,168 |
| 26—30 „ | 1,007 | 1,184 | ... | ... | 1,379 | 1,309 | 410 | 217 | 107 | ... | 2,933 | 2,710 | 5,643 |
| 31—35 „ | 886 | 1,020 | ... | ... | 1,231 | 1,025 | 531 | 258 | 124 | 5 | 2,775 | 2,308 | 5,083 |
| 36—40 „ | 814 | 883 | ... | ... | 944 | 835 | 678 | 386 | 128 | 4 | 2,561 | 2,108 | 4,669 |
| 41—45 „ | 687 | 761 | 16 | 4 | 691 | 661 | 781 | 459 | 74 | 1 | 2,255 | 1,892 | 4,147 |
| 46—50 „ | 547 | 604 | 17 | 2 | 422 | 397 | 560 | 349 | 26 | 1 | 1,572 | 1,353 | 2,925 |
| 51—55 „ | 377 | 445 | 4 | ... | 180 | 147 | 375 | 189 | 8 | ... | 944 | 781 | 1,725 |
| 56—60 „ | 254 | 291 | 2 | 2 | 54 | 31 | 252 | 124 | 1 | ... | 563 | 451 | 1,014 |
| 61—65 „ | 154 | 172 | 1 | ... | 12 | 15 | 155 | 85 | ... | ... | 325 | 272 | 597 |
| 66—70 „ | 96 | 120 | ... | ... | 2 | 1 | 102 | 54 | ... | ... | 200 | 175 | 375 |
| 71—75 „ | 74 | 79 | ... | ... | 1 | ... | 75 | 36 | ... | ... | 150 | 115 | 265 |
| 76—80 „ | 45 | 54 | ... | ... | 1 | ... | 36 | 18 | ... | ... | 82 | 72 | 154 |
| 81—85 „ | 25 | 26 | ... | ... | ... | ... | 15 | 8 | ... | ... | 40 | 31 | 71 |
| 86—90 „ | 16 | 16 | ... | ... | ... | ... | 8 | 1 | ... | ... | 24 | 17 | 41 |
| 91—95 „ | 1 | 3 | ... | ... | ... | ... | 3 | 2 | ... | ... | 7 | 5 | 12 |
| 96—99 „ | 3 | 1 | ... | ... | ... | ... | 3 | 1 | ... | ... | 6 | 2 | 8 |
| 100 „ | ... | 1 | ... | ... | ... | ... | ... | 1 | ... | ... | ... | 2 | 2 |
| Over 100 „ | 1 | 2 | ... | ... | ... | ... | ... | 1 | ... | ... | 1 | 3 | 4 |
| Not stated | 1 | ... | ... | ... | 9 | 2 | 2 | 1 | ... | ... | 15 | 3 | 18 |
| Total | 11,979 | 14,083 | 43 | 8 | 15,155 | 14,543 | 4,516 | 2,403 | 593 | 11 | 32,586 | 31,048 | 63,634 |

APPENDIX No. 7.

AGES OF THE POPULATION OF THE DISTRICT OF MOKA

| Ages | Europeans, whites, mixed and coloured | | Africans | | Indo Mauritians | | Other Indians | | Chinese | | Total | | Grand Total |
|--------------|---|-------|----------|-----|--------------------|--------|------------------|-------|---------|-----|--------|--------|-------------|
| | M | F | M | F | M | F | M | F | M | F | F | M | |
| Under 1 year | 119 | 132 | ... | ... | 430 | 367 | ... | ... | ... | ... | 549 | 499 | 1,048 |
| 1—5 years | 315 | 381 | ... | ... | 1,895 | 1,842 | 19 | 9 | ... | ... | 2,229 | 2,232 | 4,461 |
| 6—10 " | 372 | 428 | ... | ... | 2,039 | 1,916 | 14 | 8 | ... | ... | 2,425 | 2,352 | 4,777 |
| 11—15 " | 328 | 370 | ... | ... | 1,758 | 1,682 | 25 | 9 | ... | ... | 2,111 | 2,061 | 4,172 |
| 16—20 " | 309 | 324 | ... | ... | 1,439 | 1,407 | 96 | 52 | 7 | ... | 1,851 | 1,783 | 3,634 |
| 21—25 " | 258 | 283 | ... | ... | 1,271 | 1,200 | 284 | 127 | 21 | ... | 1,834 | 1,610 | 3,444 |
| 26—30 " | 218 | 236 | ... | ... | 946 | 888 | 155 | 225 | 32 | ... | 1,651 | 1,349 | 3,000 |
| 31—35 " | 192 | 206 | ... | ... | 737 | 661 | 725 | 329 | 41 | 1 | 1,695 | 1,197 | 2,892 |
| 36—40 " | 170 | 173 | ... | ... | 524 | 454 | 842 | 463 | 50 | 2 | 1,586 | 1,092 | 2,678 |
| 41—45 " | 141 | 157 | 4 | ... | 349 | 262 | 794 | 461 | 26 | ... | 1,314 | 880 | 2,194 |
| 46—50 " | 107 | 113 | 2 | 2 | 163 | 135 | 477 | 250 | 9 | ... | 758 | 500 | 1,258 |
| 51—55 " | 79 | 91 | 2 | 1 | 62 | 17 | 278 | 165 | ... | ... | 421 | 304 | 725 |
| 56—60 " | 65 | 58 | 3 | ... | 18 | 8 | 169 | 108 | ... | ... | 255 | 174 | 429 |
| 61—65 " | 32 | 29 | ... | ... | 3 | 1 | 109 | 36 | ... | ... | 144 | 66 | 210 |
| 66—70 " | 19 | 25 | ... | ... | 1 | ... | 35 | 40 | ... | ... | 55 | 65 | 120 |
| 71—75 " | 13 | 12 | ... | ... | ... | ... | 34 | 25 | ... | ... | 47 | 37 | 84 |
| 76—80 " | 9 | 10 | ... | ... | ... | ... | 18 | 12 | ... | ... | 27 | 22 | 49 |
| 81—85 " | 4 | 4 | ... | ... | ... | ... | 12 | 7 | ... | ... | 16 | 11 | 27 |
| 86—90 " | 1 | 5 | ... | ... | ... | 1 | 4 | 7 | ... | ... | 5 | 13 | 18 |
| 91—95 " | 1 | 4 | ... | ... | ... | ... | ... | 4 | ... | ... | 1 | 8 | 9 |
| 96—99 " | ... | 1 | ... | ... | ... | ... | ... | 1 | ... | ... | ... | 2 | 2 |
| 100 " | 1 | ... | ... | ... | ... | ... | 1 | 1 | ... | ... | 2 | 1 | 3 |
| Over 100 " | ... | 2 | ... | ... | ... | ... | ... | ... | ... | ... | ... | 2 | 2 |
| Not stated | 9 | 4 | ... | ... | ... | ... | 6 | 3 | ... | ... | 15 | 7 | 22 |
| Total | 2,762 | 3,048 | 11 | 3 | 11,635 | 10,871 | 4,397 | 2,342 | 186 | 3 | 18,991 | 16,267 | 35,258 |

APPENDIX No. 7.

RECAPITULATION

AGES OF THE POPULATION

| Districts. | Under 1 year. | | | | | | | | | | 1—5 | | | | | | | | | |
|------------------------|--|-------|----------|-----|-----------------|--------|---------------|-----|---------|-----|--|-------|----------|-----|-----------------|--------|---------------|-------|---------|-----|
| | Europeans, whites, mixed and coloured. | | Africans | | Indo Mauritiens | | Other Indians | | Chinese | | Europeans, whites, mixed and coloured. | | Africans | | Indo Mauritiens | | Other Indians | | Chinese | |
| | M | F | M | F | M | F | M | F | M | F | M | F | M | F | M | F | M | F | M | F |
| Port Louis ... | 268 | 211 | ... | ... | 216 | 226 | ... | ... | ... | ... | 1,293 | 1,332 | ... | ... | 834 | 905 | 14 | 2 | 3 | ... |
| Pamplemousses ... | 148 | 131 | ... | ... | 380 | 364 | ... | ... | ... | ... | 320 | 296 | ... | ... | 1,865 | 1,755 | 8 | 3 | ... | ... |
| Riviere du Rempart ... | 101 | 84 | ... | ... | 227 | 269 | ... | ... | ... | ... | 265 | 286 | ... | ... | 1,438 | 1,340 | 12 | 16 | ... | ... |
| Flacq ... | 192 | 163 | ... | ... | 591 | 534 | ... | ... | ... | ... | 643 | 607 | ... | ... | 2,885 | 2,715 | 34 | 37 | 1 | 1 |
| Grand Port ... | 241 | 218 | ... | ... | 486 | 493 | ... | ... | ... | ... | 681 | 753 | ... | ... | 2,513 | 2,328 | 11 | 17 | ... | ... |
| Savanne ... | 113 | 99 | ... | ... | 366 | 418 | ... | ... | ... | ... | 515 | 505 | ... | ... | 1,884 | 1,774 | 25 | 34 | ... | ... |
| Black River ... | 71 | 59 | ... | ... | 121 | 109 | ... | ... | ... | ... | 280 | 301 | ... | ... | 609 | 545 | 7 | 2 | ... | ... |
| Plaines Wilheims ... | 382 | 397 | ... | ... | 601 | 583 | ... | ... | ... | ... | 1,394 | 1,764 | ... | ... | 2,088 | 2,067 | 14 | 8 | ... | ... |
| Moka ... | 119 | 132 | ... | ... | 430 | 367 | ... | ... | ... | ... | 315 | 381 | ... | ... | 1,895 | 1,842 | 19 | 9 | ... | ... |
| Total | 1,635 | 1,494 | ... | ... | 3,418 | 3,273 | ... | ... | ... | ... | 5,706 | 6,225 | ... | ... | 16,011 | 15,271 | 144 | 128 | 4 | 1 |
| | 6—10 | | | | | | | | | | 11—15 | | | | | | | | | |
| Port Louis ... | 1,423 | 1,468 | ... | ... | 1,061 | 1,021 | 25 | 11 | 2 | ... | 1,579 | 1,628 | ... | ... | 1,047 | 1,005 | 40 | 25 | 17 | ... |
| Pamplemousses ... | 450 | 429 | ... | ... | 2,187 | 2,019 | 9 | 4 | ... | ... | 437 | 393 | ... | ... | 1,672 | 1,552 | 19 | 11 | 4 | ... |
| Rivière du Rempart ... | 287 | 323 | ... | ... | 1,448 | 1,407 | 17 | 22 | ... | ... | 298 | 249 | ... | ... | 1,179 | 1,144 | 39 | 34 | 5 | ... |
| Flacq ... | 644 | 660 | ... | ... | 2,927 | 2,768 | 23 | 10 | 1 | ... | 582 | 616 | ... | ... | 2,497 | 2,379 | 59 | 46 | 5 | ... |
| Grand Port ... | 808 | 840 | ... | ... | 2,372 | 2,137 | 25 | 19 | ... | ... | 720 | 731 | ... | ... | 1,939 | 1,773 | 74 | 61 | 4 | ... |
| Savanne ... | 386 | 382 | ... | ... | 1,694 | 1,605 | 30 | 17 | ... | ... | 381 | 336 | ... | ... | 1,477 | 1,352 | 52 | 33 | 1 | ... |
| Black River ... | 321 | 307 | ... | ... | 612 | 587 | 4 | 1 | ... | ... | 293 | 260 | ... | ... | 563 | 498 | 6 | 1 | ... | ... |
| Plaines Wilheims ... | 1,448 | 1,768 | ... | ... | 2,279 | 2,223 | 18 | 9 | ... | ... | 1,386 | 1,645 | ... | ... | 2,026 | 1,930 | 50 | 13 | 1 | ... |
| Moka ... | 372 | 428 | ... | ... | 2,039 | 1,916 | 14 | 8 | ... | ... | 328 | 370 | ... | ... | 1,758 | 1,682 | 25 | 9 | ... | ... |
| Total | 6,139 | 6,605 | ... | ... | 16,619 | 15,683 | 165 | 104 | 3 | ... | 6,004 | 6,228 | ... | ... | 14,158 | 13,315 | 364 | 233 | 37 | ... |
| | 16—20 | | | | | | | | | | 21—25 | | | | | | | | | |
| Port Louis ... | 1,643 | 1,945 | ... | ... | 1,007 | 1,037 | 153 | 41 | 107 | 4 | 1,676 | 1,845 | 2 | 1 | 999 | 942 | 300 | 84 | 279 | 4 |
| Pamplemousses ... | 352 | 412 | ... | ... | 1,450 | 1,515 | 70 | 40 | 22 | ... | 345 | 402 | ... | ... | 1,326 | 1,286 | 220 | 61 | 37 | 1 |
| Riviere du Rempart ... | 242 | 239 | ... | ... | 1,034 | 1,068 | 122 | 67 | 15 | ... | 221 | 233 | ... | ... | 944 | 885 | 224 | 89 | 14 | ... |
| Flacq ... | 550 | 573 | ... | ... | 2,286 | 2,268 | 199 | 135 | 39 | ... | 177 | 314 | ... | ... | 2,048 | 1,778 | 430 | 200 | 52 | 1 |
| Grand Port ... | 647 | 677 | ... | ... | 1,833 | 1,701 | 198 | 124 | 26 | ... | 581 | 591 | ... | ... | 1,566 | 1,447 | 358 | 184 | 72 | ... |
| Savanne... .. | 325 | 331 | ... | ... | 1,291 | 1,345 | 183 | 99 | 27 | ... | 293 | 350 | ... | ... | 1,064 | 1,072 | 306 | 158 | 45 | 2 |
| Black River ... | 279 | 256 | ... | ... | 469 | 421 | 39 | 10 | 6 | ... | 242 | 227 | ... | ... | 432 | 386 | 37 | 18 | 14 | ... |
| Plaines Wilheims ... | 1,211 | 1,496 | ... | ... | 1,893 | 1,748 | 145 | 57 | 36 | ... | 1,134 | 1,348 | ... | ... | 1,642 | 1,563 | 267 | 126 | 88 | ... |
| Moka ... | 309 | 324 | ... | ... | 1,439 | 1,407 | 96 | 52 | 7 | ... | 258 | 283 | ... | ... | 1,271 | 1,200 | 284 | 127 | 21 | ... |
| Total | 5,588 | 6,253 | ... | ... | 12,702 | 12,510 | 1,205 | 625 | 285 | 4 | 5,227 | 5,793 | 2 | 1 | 11,292 | 10,559 | 2,426 | 1,047 | 622 | 8 |

APPENDIX No. 7.

RECAPITULATION --(Continued)

AGES OF THE POPULATION.

| Districts. | 26—30 | | | | | | | | | | 31—35 | | | | | | | | | |
|--------------------|---|-------|----------|----|--------------------|-------|------------------|-------|---------|---|--|-------|----------|----|--------------------|-------|------------------|-------|----------|----|
| | Europeans whites, mixed and coloured. | | Africans | | Indo Mauritians | | Other Indians | | Chinese | | Europeans, whites, mixed and coloured. | | Africans | | Indo Mauritians | | Other Indians | | Africans | |
| | M | F | M | F | M | F | M | F | M | F | M | F | M | F | M | F | M | F | M | F |
| Port Louis | 1,538 | 1,700 | 2 | 1 | 805 | 782 | 481 | 469 | 229 | 6 | 1,053 | 1,021 | 7 | 1 | 530 | 561 | 439 | 462 | 223 | 3 |
| Pamplemousses | 340 | 325 | | | 1,199 | 1,093 | 264 | 411 | 52 | | 254 | 233 | 1 | 1 | 848 | 702 | 130 | 97 | 32 | |
| Riviere du Rempart | 205 | 206 | | | 659 | 640 | 360 | 441 | 29 | | 125 | 120 | | | 481 | 443 | 382 | 454 | 19 | 2 |
| " " " " | 458 | 467 | | | 1,639 | 1,497 | 651 | 208 | 65 | | 353 | 323 | | | 1,256 | 1,142 | 567 | 245 | 11 | |
| Grand Port | 508 | 515 | | | 1,250 | 1,234 | 509 | 248 | 61 | | 495 | 476 | | | 978 | 802 | 633 | 279 | 55 | 1 |
| " " " " | 236 | 303 | 1 | | 965 | 828 | 526 | 208 | 19 | 1 | 212 | 189 | | | 663 | 602 | 489 | 224 | 26 | 1 |
| Black River | 205 | 186 | | | 343 | 327 | 74 | 36 | 21 | | 149 | 106 | | | 283 | 261 | 103 | 60 | 27 | 1 |
| " " " " " | 1,097 | 1,184 | | | 1,379 | 1,309 | 440 | 217 | 107 | | 686 | 1,020 | | | 1,231 | 1,025 | 534 | 258 | 124 | 5 |
| " " " " " | 218 | 236 | | | 946 | 888 | 455 | 225 | 32 | | 192 | 206 | | | 737 | 664 | 725 | 329 | 41 | 1 |
| Total | 4,745 | 5,122 | 3 | 1 | 9,167 | 8,598 | 3,760 | 1,563 | 649 | 7 | 3,632 | 3,591 | 8 | 2 | 6,977 | 6,199 | 4,062 | 1,808 | 586 | 14 |
| | 36—40 | | | | | | | | | | 41—45 | | | | | | | | | |
| Port Louis | 1,119 | 1,130 | 8 | 3 | 447 | 397 | 502 | 207 | 191 | 1 | 782 | 831 | 14 | 2 | 310 | 301 | 530 | 213 | 91 | 1 |
| Pamplemousses | 323 | 259 | | 4 | 854 | 680 | 395 | 194 | 20 | | 223 | 169 | 4 | 1 | 469 | 412 | 510 | 255 | 21 | 1 |
| Riviere du Rempart | 146 | 100 | | | 356 | 301 | 472 | 237 | 13 | 1 | 130 | 98 | | | 244 | 152 | 624 | 360 | 18 | 1 |
| " " " " " | 314 | 319 | | | 833 | 723 | 703 | 366 | 33 | | 223 | 221 | 1 | | 454 | 390 | 795 | 496 | 27 | 1 |
| Grand Port | 368 | 408 | | 1 | 853 | 589 | 782 | 390 | 26 | | 322 | 253 | 2 | | 465 | 281 | 770 | 361 | 24 | |
| " " " " " | 265 | 498 | 1 | | 547 | 478 | 623 | 240 | 15 | | 135 | 134 | | | 231 | 204 | 638 | 275 | 18 | 1 |
| Black River | 126 | 124 | 2 | | 277 | 248 | 170 | 97 | 20 | 1 | 114 | 106 | 7 | 3 | 128 | 98 | 190 | 108 | 12 | |
| " " " " " | 814 | 883 | | | 941 | 835 | 678 | 386 | 128 | 4 | 687 | 764 | 16 | 4 | 694 | 664 | 781 | 459 | 74 | 1 |
| Moka | 170 | 173 | | | 524 | 454 | 842 | 463 | 50 | 2 | 141 | 157 | 1 | | 349 | 262 | 794 | 461 | 26 | |
| Total | 3,645 | 3,594 | 11 | 8 | 5,632 | 4,696 | 5,170 | 2,580 | 496 | 9 | 2,757 | 2,736 | 48 | 10 | 3,317 | 2,864 | 5,635 | 2,988 | 311 | 6 |
| | 46—50 | | | | | | | | | | 51—55 | | | | | | | | | |
| Port Louis | 742 | 803 | 20 | 6 | 230 | 188 | 473 | 261 | 99 | 1 | 482 | 497 | 18 | 2 | 145 | 106 | 303 | 157 | 79 | 2 |
| Pamplemousses | 181 | 169 | 8 | 2 | 341 | 282 | 619 | 347 | 20 | | 133 | 121 | 11 | 5 | 175 | 151 | 524 | 283 | 43 | |
| Riviere du Rempart | 125 | 94 | 2 | | 86 | 53 | 459 | 331 | 8 | 2 | 86 | 64 | | | 30 | 31 | 398 | 183 | 3 | |
| " " " " " | 247 | 187 | 2 | | 283 | 144 | 896 | 525 | 14 | 1 | 149 | 118 | 4 | | 96 | 69 | 764 | 392 | 5 | |
| Grand Port | 301 | 276 | 1 | | 274 | 219 | 806 | 361 | 11 | | 204 | 172 | 3 | | 99 | 83 | 607 | 275 | 3 | |
| " " " " " | 495 | 444 | 2 | 1 | 424 | 400 | 647 | 325 | 9 | | 407 | 391 | 2 | 1 | 55 | 39 | 507 | 240 | 9 | 1 |
| Black River | 102 | 76 | 10 | 5 | 52 | 42 | 172 | 102 | 6 | | 69 | 55 | 6 | 4 | 25 | 21 | 430 | 60 | 5 | |
| " " " " " | 547 | 604 | 17 | 2 | 422 | 397 | 560 | 349 | 26 | 1 | 377 | 445 | 4 | | 189 | 147 | 475 | 189 | 8 | |
| " " " " " | 107 | 113 | 2 | 2 | 163 | 135 | 477 | 236 | 9 | | 79 | 91 | 2 | 1 | 62 | 47 | 278 | 165 | | |
| Total | 2,517 | 2,466 | 64 | 18 | 1,946 | 1,530 | 5,109 | 2,791 | 292 | 5 | 1,736 | 1,654 | 53 | 13 | 867 | 694 | 3,886 | 1,944 | 125 | 3 |

APPENDIX No. 7

RECAPITULATION—(Continued)

AGES OF THE POPULATION

| Districts | 56—60 | | | | | | | | | | 61—65 | | | | | | | | | |
|--------------------|--|-------|----------|-----|-----------------|-----|---------------|-------|----------|-----|--|-----|----------|-----|-----------------|-----|---------------|-------|----------|-----|
| | Europeans, whites, mixed and coloured. | | Africans | | Indo Mauritians | | Other Indians | | Africans | | Europeans, whites, mixed and coloured. | | Africans | | Indo Mauritians | | Other Indians | | Africans | |
| | M | F | M | F | M | F | M | F | M | F | M | F | M | F | M | F | M | F | M | F |
| Port Louis | 385 | 477 | 16 | 12 | 65 | 75 | 249 | 127 | 55 | | 173 | 266 | 15 | 11 | 43 | 28 | 187 | 89 | 12 | ... |
| Pamplemousses | 152 | 133 | | 3 | 180 | 149 | 396 | 221 | 6 | | 66 | 53 | 9 | 5 | 52 | 41 | 288 | 163 | 5 | ... |
| Rivière du Rempart | 82 | 49 | 2 | ... | 10 | 9 | 326 | 169 | 1 | | 44 | 26 | 4 | 2 | 5 | | 239 | 116 | 1 | ... |
| Flacq | 145 | 89 | 1 | | 33 | 38 | 724 | 353 | 1 | ... | 66 | 62 | ... | ... | 18 | 11 | 454 | 240 | 2 | |
| Grand Port | 136 | 130 | 4 | ... | 58 | 46 | 506 | 266 | 3 | ... | 90 | 68 | 1 | ... | 15 | 15 | 363 | 154 | ... | |
| Savanne | 101 | 86 | 4 | 1 | 41 | 30 | 491 | 245 | 7 | | 60 | 54 | 2 | ... | 8 | 12 | 331 | 150 | 3 | |
| Black River | 50 | 39 | 1 | 1 | 14 | 18 | 93 | 47 | 1 | ... | 26 | 28 | 2 | 1 | 7 | 4 | 79 | 35 | ... | |
| Plaines Wilhems | 254 | 291 | 2 | 2 | 54 | 34 | 252 | 124 | 1 | ... | 154 | 172 | 4 | ... | 12 | 15 | 155 | 85 | ... | |
| Moka | 65 | 58 | 3 | ... | 18 | 8 | 169 | 108 | | | 32 | 29 | ... | ... | 3 | 1 | 109 | 36 | ... | |
| Total | 1,370 | 1,352 | 33 | 19 | 473 | 407 | 3,206 | 1,660 | 75 | | 711 | 753 | 37 | 19 | 163 | 127 | 2,208 | 1,068 | 23 | |
| | 66—70 | | | | | | | | | | 71—75 | | | | | | | | | |
| Port Louis | 134 | 208 | 17 | 5 | 21 | 10 | 116 | 57 | 2 | | 68 | 134 | 13 | 2 | 7 | 7 | 61 | 55 | 5 | |
| Pamplemousses | 60 | 48 | 6 | ... | 40 | 35 | 244 | 115 | 3 | | 38 | 21 | 8 | ... | 14 | 5 | 156 | 90 | 5 | |
| Rivière du Rempart | 38 | 27 | ... | ... | 2 | | 169 | 63 | | | 20 | 12 | 2 | | | 1 | 87 | 35 | ... | |
| Flacq | 51 | 38 | ... | ... | 14 | 10 | 280 | 147 | ... | | 35 | 24 | ... | ... | 6 | 3 | 133 | 65 | ... | |
| Grand Port | 71 | 57 | ... | ... | 7 | 6 | 224 | 120 | 1 | ... | 37 | 31 | ... | ... | 4 | 3 | 134 | 58 | ... | |
| Savanne | 32 | 39 | 1 | ... | 7 | 7 | 191 | 99 | ... | | 28 | 20 | ... | ... | 2 | 2 | 74 | 45 | ... | |
| Black River | 23 | 9 | 1 | ... | 6 | 2 | 45 | 22 | ... | | 16 | 8 | 2 | ... | 2 | 3 | 35 | 16 | ... | |
| Plaines Wilhems | 96 | 120 | ... | ... | 2 | 1 | 102 | 54 | | | 74 | 79 | ... | ... | 1 | ... | 75 | 36 | ... | |
| Moka | 19 | 25 | ... | ... | 1 | | 35 | 40 | | | 13 | 12 | ... | ... | ... | ... | 34 | 25 | ... | |
| Total | 524 | 571 | 25 | 5 | 100 | 71 | 1,406 | 717 | 6 | ... | 329 | 341 | 25 | 2 | 36 | 24 | 789 | 425 | 10 | |
| | 76—80 | | | | | | | | | | 81—85 | | | | | | | | | |
| Port Louis | 28 | 89 | 4 | ... | 1 | 2 | 45 | 29 | 2 | | 20 | 46 | ... | ... | | 1 | 18 | 9 | 4 | |
| Pamplemousses | 29 | 25 | 6 | ... | 8 | 4 | 41 | 42 | 1 | | 13 | 16 | 6 | ... | | 2 | 29 | 9 | | |
| Rivière du Rempart | 9 | 8 | ... | ... | 1 | 3 | 34 | 11 | | | 2 | 5 | 1 | ... | | | 4 | 5 | ... | |
| Flacq | 16 | 23 | ... | ... | 3 | 5 | 49 | 43 | | | 15 | 8 | ... | ... | 1 | 1 | 13 | 19 | ... | |
| Grand Port | 20 | 30 | ... | ... | 2 | 1 | 76 | 22 | | | 7 | 15 | ... | ... | | 1 | 22 | 13 | ... | |
| Savanne | 21 | 12 | 2 | ... | 2 | | 28 | 17 | ... | | 5 | 7 | ... | ... | | | 9 | 8 | ... | |
| Black River | 8 | 3 | 1 | ... | | | 10 | 6 | ... | | 8 | 2 | ... | ... | | | 5 | 2 | ... | |
| Plaines Wilhems | 45 | 51 | ... | ... | 1 | | 36 | 18 | | | 25 | 26 | ... | ... | | | 15 | 8 | ... | |
| Moka | 9 | 10 | ... | ... | ... | ... | 18 | 12 | ... | | 4 | 4 | ... | ... | | | 12 | | ... | |
| Total | 185 | 254 | 13 | ... | 21 | 18 | 337 | 200 | 3 | ... | 99 | 129 | 7 | | 1 | 5 | 127 | | | |

APPENDIX No. 7.

RECAPITULATION—(Continued)

AGES OF THE POPULATION

| Districts | 86—90 | | | | | | | | | | 91—95 | | | | | | | | | |
|--------------------|--|----|----------|---|--------------------|---|------------------|----|---------|---|--|----|----------|---|--------------------|---|------------------|----|----------|---|
| | Europeans, whites, mixed and coloured. | | Africans | | Indo Mauritians | | Other Indians | | Chinese | | Europeans, whites, mixed and coloured. | | Africans | | Indo Mauritians | | Other Indians | | Africans | |
| | M | F | M | F | M | F | M | F | M | F | M | F | M | F | M | F | M | F | M | F |
| Port Louis | 13 | 28 | | | | 1 | 8 | 7 | 2 | | 1 | 13 | | 1 | 1 | | 2 | 2 | 2 | |
| Pamplemousses | 11 | 9 | 1 | | 2 | 2 | 2 | 3 | | | 1 | | | 1 | 1 | | 1 | 6 | | |
| Rivière du Rempart | 3 | 2 | | | | | 3 | 3 | | | 1 | 1 | | | | | 2 | | | |
| Flacq | 5 | 6 | | | 1 | 1 | 10 | 8 | | | 2 | 3 | | | 1 | | 6 | 8 | | |
| Grand Port | 10 | 8 | | | 1 | 1 | 10 | 11 | | | | 3 | | | 1 | | 2 | | | |
| Savanne | 3 | 2 | | | | | 5 | 4 | | | 1 | 2 | | | | | 1 | 2 | | |
| Black River | 3 | 4 | 1 | 1 | | | 5 | 2 | | | 2 | 1 | | | 1 | | 2 | 2 | | |
| Plaines Wilhems | 16 | 16 | | | | | 8 | 1 | | | 4 | 3 | | | | | 3 | 2 | | |
| Moka | 1 | 5 | | | | 1 | 4 | 7 | | | 1 | 4 | | | | | | 4 | | |
| Total | 68 | 80 | 2 | 1 | 4 | 6 | 55 | 16 | 2 | | 19 | 30 | | 1 | 3 | 3 | 19 | 26 | 2 | |

| Districts | 96—99 | | | | | | | | | | 100 | | | | | | | | | |
|--------------------|--|----|----------|---|--------------------|---|------------------|---|---------|---|--|---|----------|---|--------------------|---|------------------|---|----------|---|
| | Europeans, whites, mixed and coloured. | | Africans | | Indo Mauritians | | Other Indians | | Chinese | | Europeans, whites, mixed and coloured. | | Africans | | Indo Mauritians | | Other Indians | | Africans | |
| | M | F | M | F | M | F | M | F | M | F | M | F | M | F | M | F | M | F | M | F |
| Port Louis | 1 | 8 | | | | | | 1 | | | 3 | | | | | | | | | |
| Pamplemousses | 6 | 2 | | | | | 2 | 3 | | | | | | | | | | | | |
| Rivière du Rempart | | 1 | | | 1 | | | | | | | | | | | | | | | |
| Flacq | 1 | | | | | | 2 | | | | | | | | | | | 1 | | |
| Grand Port | 1 | | | | | | 1 | 2 | | | | | | | | | | | | |
| Savanne | 2 | 2 | | | | | 1 | 1 | | | | | | | | | | | | |
| Black River | | 2 | | | | | 1 | | | 1 | 1 | 1 | | | | | | | | |
| Plaines Wilhems | 3 | 1 | | | | | 3 | 1 | | | 1 | | | | | | | 1 | | |
| Moka | | 1 | | | | | | 1 | | | 1 | | | | | | | 1 | 1 | |
| Total | 14 | 17 | | | 1 | | 10 | 9 | | | 5 | 2 | 1 | | | | | 1 | 3 | |

| Districts | Over 100 | | | | | | | | | | Not stated | | | | | | | | | | Total | | Grand Total |
|--------------------|--|----|----------|---|--------------------|---|------------------|---|---------|----|--|---|----------|----|--------------------|----|------------------|---|---------|---|---------|---------|----------------|
| | Europeans, whites, mixed and coloured. | | Africans | | Indo Mauritians | | Other Indians | | Chinese | | Europeans, whites, mixed and coloured. | | Africans | | Indo Mauritians | | Other Indians | | Chinese | | | | |
| | M | F | M | F | M | F | M | F | M | F | M | F | M | F | M | F | M | F | M | F | | | |
| Port Louis | | 2 | | | | | | | | 12 | 10 | | 1 | 3 | 1 | | | | | | 27,730 | 25,010 | 52,740 |
| Pamplemousses | | 1 | | | | | 1 | | | 2 | 2 | | 9 | 9 | 4 | | 6 | | | | 21,227 | 17,790 | 39,017 |
| Rivière du Rempart | | | | | | | | | | | | | | | 2 | 2 | | | | | 14,660 | 12,019 | 26,679 |
| Flacq | 1 | 1 | | | | | 1 | | | 1 | 9 | | 2 | 2 | | | | | | | 30,156 | 25,032 | 55,188 |
| Grand Port | | 1 | | | | | | | | | | | | | | | | | | | 27,255 | 22,313 | 49,568 |
| Savanne | 1 | 2 | | | | | 1 | | | 3 | 1 | | 11 | 11 | 29 | 20 | | | | | 19,262 | 15,614 | 34,876 |
| Black River | | | | | | | | | | | | | | | | | | | | | 7,685 | 6,378 | 14,063 |
| Plaines Wilhems | 1 | 2 | | | | | 1 | | | 4 | | | 9 | 2 | 2 | 1 | | | | | 32,586 | 31,048 | 63,634 |
| Moka | | 2 | | | | | | | | 9 | 1 | | | | 6 | 3 | | | | | 18,991 | 16,267 | 35,258 |
| Total | 3 | 11 | | | | | 4 | | | 31 | 26 | | 32 | 25 | 46 | 26 | 6 | | | | 199,552 | 171,471 | 371,023 |

APPENDIX No. 8

RELIGIONS OF THE POPULATION OF EACH DISTRICT

PORT LOUIS

| Religions | Europeans, whites, mixed and coloured | | Africans | | Indo Mauritians | | Other Indians | | Chinese | | Total | | Grand Total | |
|---|---|--------|----------|-----|--------------------|-------|------------------|-------|---------|-----|--------|--------|----------------|-----|
| | M | F | M | F | M | F | M | F | M | F | M | F | | |
| Atheists | 1 | ... | ... | ... | 1 | ... | ... | 3 | ... | ... | 2 | 3 | 5 | |
| Buddhists | 9 | 6 | ... | ... | ... | ... | ... | 1 | 1,280 | 16 | 1,289 | 23 | 1,312 | |
| Brahmins | ... | ... | ... | ... | ... | ... | 3 | 9 | ... | ... | 3 | 9 | 1 | |
| Baptists | 1 | ... | ... | ... | ... | ... | 1 | ... | ... | ... | 2 | ... | ... | |
| Catholics (Roman) | 13,749 | 14,972 | 110 | 40 | 737 | 787 | 171 | 67 | 109 | 1 | 14,876 | 15,867 | 30,743 | |
| Congregationists | 2 | 1 | ... | ... | ... | ... | 2 | ... | ... | ... | 4 | 1 | ... | |
| Christians not distinguished... | 43 | 40 | ... | ... | 6 | 19 | 4 | 2 | 3 | ... | 56 | 61 | 11 | |
| Deists | 1 | ... | ... | ... | ... | ... | ... | ... | ... | ... | 1 | ... | ... | |
| Free thinkers | 6 | 1 | ... | ... | ... | ... | ... | ... | ... | ... | 6 | 1 | ... | |
| Greek church | 3 | ... | ... | ... | ... | ... | ... | ... | ... | ... | 3 | ... | ... | |
| Hindoos | 9 | 6 | 5 | 2 | 4,058 | 4,196 | 2,305 | 1,103 | ... | ... | 6,377 | 5,307 | 11,684 | |
| Independents | 1 | ... | ... | ... | ... | ... | ... | ... | ... | ... | 1 | ... | ... | |
| Lutherans | 10 | ... | ... | ... | ... | ... | ... | ... | ... | ... | 10 | ... | 1 | |
| Mussulmans | 15 | 22 | 5 | ... | 2,826 | 2,455 | 1,366 | 403 | ... | ... | 4,212 | 2,880 | 7,092 | |
| Members of New Jerusalem Church | 12 | 17 | ... | ... | ... | ... | ... | ... | ... | ... | 12 | 17 | ... | |
| Protestants (Church of England) | 232 | 245 | 4 | ... | 59 | 61 | 32 | 16 | 5 | 1 | 332 | 323 | 655 | |
| Presbyterians | 102 | 170 | 4 | 3 | 14 | 9 | 14 | 11 | ... | ... | 134 | 193 | 327 | |
| Protestants not distinguished. | 250 | 208 | 5 | 1 | 55 | 45 | 26 | 21 | ... | ... | 336 | 275 | 611 | |
| Parsees | 1 | ... | ... | ... | 1 | ... | 2 | ... | ... | ... | 4 | ... | ... | |
| Sikhs | ... | ... | ... | ... | 1 | ... | ... | 3 | ... | ... | 1 | 3 | 4 | |
| Swedenborgians | 2 | ... | ... | ... | ... | ... | ... | ... | ... | ... | 2 | ... | 2 | |
| Unitarians | 1 | ... | ... | ... | ... | ... | ... | ... | ... | ... | 1 | ... | 1 | |
| Wesleyans | 2 | ... | ... | ... | ... | ... | ... | ... | ... | ... | 2 | ... | 2 | |
| Not Stated | 17 | 7 | 3 | 1 | 16 | 26 | 21 | 9 | 7 | 4 | 64 | 47 | 111 | |
| Total | 14,469 | 15,695 | 136 | 47 | 7,774 | 7,598 | 3,947 | 1,648 | 1,404 | 22 | 27,730 | 25,777 | 53,507 | |
| | | | | | | | | | | | | 80 | 4 | 740 |

APPENDIX No. 8

RELIGIONS OF THE POPULATION OF EACH DISTRICT

PAMPLEMOUSSES

| Religions | Europeans whites, mixed and coloured | | Africans | | Indo Mauritians | | Other Indians | | Chinese | | Total | | Grand Total |
|------------------------------------|--|--------------|-----------|-----------|--------------------|---------------|------------------|--------------|------------|----------|---------------|---------------|----------------|
| | M | F | M | F | M | F | M | F | M | F | M | F | |
| Buddhists | | | | | | | | | 237 | 2 | 237 | 2 | 239 |
| Catholics (Roman) | 3,758 | 3,533 | 59 | 29 | 315 | 272 | 35 | 11 | 10 | ... | 4,177 | 3,836 | 8,013 |
| Hindoo | | | | | 19,334 | 9,489 | 3,465 | 1,668 | | | 13,799 | 11,148 | 24,947 |
| Jews | 1 | | | | | | | | | | 1 | | 1 |
| Mussulmans | 2 | 1 | | | 2,332 | 2,264 | 482 | 375 | | | 2,816 | 2,640 | 5,456 |
| Members of New Jerusalem Church | 1 | | | | | | | | | | 1 | | 1 |
| Parsees | | | | | 14 | 7 | 3 | 3 | | | 17 | 10 | 27 |
| Protestants (Church of England) | 19 | 16 | | | 10 | 5 | 1 | | | | 30 | 21 | 51 |
| Presbyterians | 66 | 53 | | | 3 | 7 | | | | | 69 | 60 | 129 |
| Protestants not distinguished. | 42 | 46 | 4 | 1 | 28 | 24 | 5 | 2 | | | 79 | 73 | 152 |
| Not stated | 1 | | | | | | | | | | 1 | | 1 |
| Lines Wt ka | | | | | | | | | | | | | |
| Total | 3,890 | 3,619 | 63 | 21 | 13,036 | 12,059 | 3,991 | 2,059 | 247 | 2 | 21,227 | 17,790 | 39,017 |

APPENDIX No. 8

RELIGIONS OF THE POPULATION OF EACH DISTRICT

RIVIÈRE DU REMPART

| Religions | Europeans, whites, mixed and coloured | | Africans | | Indo Mauritians | | Other Indians | | Chinese | | Total | | Grand Total |
|---|---|-------|----------|-----|--------------------|-------|------------------|-------|---------|-----|--------|--------|----------------|
| | M | F | M | F | M | F | M | F | M | F | M | F | |
| Buddhists | ... | ... | ... | ... | ... | ... | ... | ... | 117 | 6 | 117 | 6 | 123 |
| Catholics (Roman) | 2,285 | 2,080 | 8 | 2 | 137 | 129 | 36 | 25 | 5 | ... | 2,471 | 2,236 | 4,707 |
| Christians not distinguished... | 13 | 11 | ... | ... | ... | ... | ... | ... | ... | ... | 13 | 11 | 24 |
| Hindoos | ... | ... | ... | ... | 6,599 | 6,257 | 3,468 | 1,727 | ... | ... | 10,067 | 7,984 | 18,051 |
| Mussulmans | ... | ... | ... | ... | 1,365 | 1,343 | 449 | 285 | ... | ... | 1,814 | 1,628 | 3,442 |
| Protestants (Church of England) | 25 | 19 | ... | ... | 8 | 8 | 21 | 1 | ... | ... | 54 | 28 | 82 |
| Presbyterians | 95 | 104 | 2 | ... | ... | ... | ... | ... | ... | ... | 97 | 104 | 201 |
| Protestants not distinguished... | 14 | 13 | 1 | ... | 1 | ... | 1 | ... | ... | ... | 17 | 13 | 30 |
| Sikhs | ... | ... | ... | ... | 2 | 4 | ... | ... | ... | ... | 2 | 4 | 6 |
| Wesleyans | 1 | ... | ... | ... | ... | ... | ... | ... | ... | ... | 1 | ... | 1 |
| Not stated | ... | ... | ... | ... | 3 | 5 | ... | ... | 4 | ... | 7 | 5 | 12 |
| Total | 2,433 | 2,227 | 11 | 2 | 8,115 | 7,746 | 3,975 | 2,038 | 126 | 6 | 14,660 | 12,019 | 26,679 |

APPENDIX No. 8

RELIGIONS OF THE POPULATION OF EACH DISTRICT

FLACQ

| Religions | Europeans, whites, mixed and coloured | | Africans | | Indo Mauritians | | Other Indians | | Chinese | | Total | | Grand Total |
|---|---|-------|----------|-----|--------------------|--------|------------------|-------|---------|-----|--------|--------|----------------|
| | M | F | M | F | M | F | M | F | M | F | M | F | |
| Buddhists | 1 | ... | ... | ... | 4 | 2 | ... | ... | 272 | 4 | 277 | 6 | 283 |
| Brahmins | ... | ... | ... | ... | ... | ... | 4 | 4 | ... | ... | 4 | 4 | 8 |
| Catholics (Roman) | 5,087 | 4,944 | 8 | ... | 314 | 288 | 39 | 23 | 5 | ... | 5,453 | 5,255 | 10,708 |
| Christians not distinguished... | 4 | 2 | ... | ... | ... | ... | ... | ... | ... | ... | 4 | 2 | 6 |
| Hindoo | 1 | ... | ... | ... | 14,193 | 13,067 | 5,963 | 3,040 | ... | ... | 20,157 | 16,107 | 36,264 |
| Jews | ... | ... | ... | ... | 1 | 1 | 1 | ... | ... | ... | 2 | 1 | 3 |
| Members of New Jerusalem Church | 1 | ... | ... | ... | ... | ... | ... | ... | ... | ... | 1 | ... | 1 |
| Mussulmans | 2 | 4 | ... | ... | 3,346 | 3,063 | 785 | 473 | 1 | ... | 4,134 | 3,540 | 7,674 |
| Protestants (Church of England) | 45 | 56 | ... | ... | 27 | 17 | 1 | 1 | 5 | ... | 78 | 74 | 152 |
| Presbyterians | 4 | 10 | ... | ... | ... | ... | ... | 1 | ... | ... | 4 | 11 | 15 |
| Protestants not distinguished.. | 25 | 21 | ... | ... | 4 | 5 | 1 | ... | 4 | ... | 34 | 26 | 60 |
| Parsees... .. | ... | ... | ... | ... | 5 | 3 | 1 | 2 | ... | ... | 6 | 5 | 11 |
| Not stated | ... | ... | ... | ... | ... | ... | 2 | 1 | ... | ... | 2 | 1 | 3 |
| Total | 5,170 | 5,037 | 8 | ... | 17,894 | 16,446 | 6,797 | 3,545 | 287 | 4 | 30,156 | 25,032 | 55,188 |

APPENDIX No. 8

RELIGIONS OF THE POPULATION OF EACH DISTRICT

GRAND PORT

| Religions | Europeans, whites, mixed and coloured | | Africans | | Indo Mauritians | | Other Indians | | Chinese | | Total | | Grand Total |
|--|---------------------------------------|-------|----------|-----|-----------------|--------|---------------|-------|---------|-----|--------|--------|-------------|
| | M | F | M | F | M | F | M | F | M | F | M | F | |
| G. P. | | | | | | | | | | | | | |
| Buddhists | ... | ... | ... | ... | ... | ... | ... | ... | 266 | 1 | 266 | 1 | 267 |
| Brahmins | ... | ... | ... | ... | ... | ... | 2 | ... | ... | ... | 2 | ... | 2 |
| Catholics (Roman) | 5,993 | 6,037 | 11 | ... | 424 | 363 | 56 | 21 | 16 | ... | 6,500 | 6,421 | 12,921 |
| Free thinkers | 1 | ... | ... | ... | ... | ... | ... | ... | ... | ... | 1 | ... | 1 |
| Hindoos | 1 | ... | ... | ... | 12,636 | 11,353 | 5,577 | 2,730 | ... | ... | 18,214 | 14,083 | 32,297 |
| Mussulmans | 1 | ... | ... | ... | 1,570 | 1,423 | 467 | 209 | ... | ... | 2,038 | 1,632 | 3,670 |
| Members of New Jerusalem Church | 1 | ... | ... | ... | ... | ... | ... | ... | ... | ... | 1 | ... | 1 |
| Protestants Church of England | 62 | 51 | ... | 1 | 50 | 54 | 7 | 7 | ... | ... | 119 | 113 | 232 |
| Presbyterians | 43 | 30 | ... | ... | 5 | ... | ... | ... | ... | ... | 48 | 30 | 78 |
| Protestants not distinguished. | 44 | 29 | ... | ... | 2 | 2 | 2 | 1 | ... | ... | 48 | 32 | 80 |
| Parsees | ... | ... | ... | ... | 1 | ... | ... | ... | ... | ... | 1 | ... | 1 |
| Not stated | 12 | 1 | ... | ... | ... | ... | ... | ... | 5 | ... | 17 | 1 | 18 |
| Total | 6,158 | 6,148 | 11 | 1 | 14,688 | 13,193 | 6,111 | 2,968 | 287 | 1 | 27,255 | 22,313 | 49,568 |

APPENDIX No. 8

RELIGIONS OF THE POPULATION OF EACH DISTRICT

SAVANNE

| Religions | Europeans whites, mixed and coloured | | Africans | | Indo Mauritians | | Other Indians | | Chinese | | Total | | Grand Total |
|---|--|-------|----------|---|--------------------|-------|------------------|-------|---------|---|--------|--------|----------------|
| | M | F | M | F | M | F | M | F | M | F | M | F | |
| Buddhists | 2 | | | | | | | | 201 | 3 | 203 | 3 | 206 |
| Catholics (Roman) | 3,241 | 3,122 | 11 | 2 | 311 | 232 | 48 | 33 | 7 | 4 | 3,621 | 3,393 | 7,014 |
| Christians not distinguished.. | 75 | 72 | 1 | | 4 | 6 | | 1 | | | 80 | 79 | 159 |
| Free thinkers | 3 | | | | | | | | | | 3 | | 3 |
| Hindoos | | | | | 8,543 | 8,098 | 4,705 | 2,180 | | | 13,248 | 10,278 | 23,526 |
| Mussulmans | | | | | 1,523 | 1,507 | 425 | 225 | | | 1,948 | 1,732 | 3,680 |
| Members of New Jerusalem Church | 4 | 4 | | | | | | | | | 4 | 4 | 8 |
| Protestants (Church of En- gland) | 36 | 35 | | | 19 | 9 | 3 | 2 | | | 58 | 46 | 104 |
| Presbyterians | 37 | 33 | | | 15 | 13 | | 1 | | | 52 | 47 | 99 |
| Protestants not distinguished.. | 19 | 14 | 3 | 1 | 10 | 12 | 4 | 1 | 1 | | 37 | 28 | 65 |
| Sikhs | | | | | 4 | 2 | 2 | | | | 6 | 2 | 8 |
| Not stated | | | | | | | 2 | 2 | | | 2 | 2 | 4 |
| Total | 3,420 | 3,280 | 15 | 3 | 10,429 | 9,879 | 5,189 | 2,445 | 209 | 7 | 19,262 | 15,614 | 34,876 |

APPENDIX No. 8

RELIGIONS OF THE POPULATION OF EACH DISTRICT

BLACK RIVER

| Religions | Europeans, whites, mixed and coloured | | Africans | | Indo Mauritians | | Other Indians | | Chinese | | Total | | Grand Total |
|---|---|-------|----------|----|--------------------|-------|------------------|-----|---------|---|-------|-------|----------------|
| | M | F | M | F | M | F | M | F | M | F | M | F | |
| Buddhists | | | | | | | | | 97 | 2 | 97 | 2 | 99 |
| Catholics (Roman) | 2,218 | 2,027 | 31 | 11 | 110 | 88 | 17 | 7 | 13 | | 2,389 | 2,133 | 4,522 |
| Hindoos | | | | | 3,192 | 2,925 | 942 | 557 | | | 4,134 | 3,482 | 7,616 |
| Mussulmans | | | | | 629 | 547 | 248 | 66 | | | 877 | 613 | 1,490 |
| Protestants (Church of England) | 50 | 43 | 2 | 3 | 9 | 11 | | | | | 61 | 57 | 118 |
| Protestants not distinguished. | 72 | 51 | 1 | 1 | 4 | | | | | | 77 | 55 | 132 |
| Presbyterians | 47 | 36 | | | | | | | | | 47 | 36 | 83 |
| Not stated | | | | | | | | | 2 | | 3 | | 3 |
| Total | 2,388 | 2,160 | 34 | 15 | 3,944 | 3,571 | 1,207 | 630 | 112 | 2 | 7,685 | 6,378 | 14,063 |

APPENDIX No. 8

RELIGIONS OF THE POPULATION OF EACH DISTRICT

PLAINES WILHEMS

| Religions | Europeans, whites, mixed and coloured | | Africans | | Indo Mauritians | | Other Indians | | Chinese | | Total | | Grand Total |
|---|---|---------------|-----------|----------|--------------------|---------------|------------------|--------------|------------|-----------|---------------|---------------|----------------|
| | M | F | M | F | M | F | M | F | M | F | M | F | |
| Atheists | ... | ... | ... | ... | ... | ... | 2 | ... | ... | ... | 2 | ... | 2 |
| Buddhists | ... | ... | ... | ... | ... | ... | ... | ... | 552 | 10 | 552 | 10 | 562 |
| Brahmins | ... | ... | ... | ... | 3 | 2 | 3 | ... | ... | ... | 6 | 2 | 8 |
| Baptists | ... | 2 | ... | ... | ... | ... | ... | ... | ... | ... | ... | 2 | 2 |
| Catholics (Roman) | 11,082 | 13,130 | 35 | 7 | 1,772 | 1,679 | 213 | 136 | 36 | 1 | 13,138 | 14,953 | 28,091 |
| Christians not distinguished | 36 | 40 | ... | ... | 7 | 5 | 2 | 3 | ... | ... | 45 | 48 | 93 |
| Free thinkers | 1 | 1 | ... | ... | ... | ... | ... | ... | ... | ... | 1 | 1 | 2 |
| Hindoos | 2 | 2 | ... | ... | 11,093 | 10,601 | 3,562 | 1,927 | ... | ... | 14,657 | 12,530 | 27,187 |
| Jews | 1 | ... | ... | ... | ... | ... | ... | ... | ... | ... | 1 | ... | 1 |
| Lutherans | 1 | ... | ... | ... | ... | ... | ... | ... | ... | ... | 1 | ... | 1 |
| Mussulmans | 1 | 4 | 3 | 1 | 2,240 | 1,948 | 594 | 270 | ... | ... | 2,838 | 2,223 | 5,061 |
| Members of New Jerusalem Church | 43 | 54 | ... | ... | ... | ... | 1 | ... | ... | ... | 44 | 54 | 98 |
| Protestants (Church of En- gland) | 552 | 612 | 3 | ... | 240 | 241 | 97 | 36 | 1 | ... | 893 | 889 | 1,782 |
| Presbyterians | 130 | 112 | 2 | ... | 26 | 23 | 25 | 12 | ... | ... | 183 | 147 | 330 |
| Protestants not distinguished... .. | 101 | 106 | ... | ... | 53 | 38 | 6 | 15 | ... | ... | 160 | 159 | 319 |
| Parsees | ... | ... | ... | ... | 4 | 1 | 1 | 1 | ... | ... | 5 | 2 | 7 |
| Sikhs | 4 | 6 | ... | ... | ... | ... | ... | ... | ... | ... | 4 | 6 | 10 |
| Wesleyans | 3 | 2 | ... | ... | ... | ... | ... | ... | ... | ... | 3 | 2 | 5 |
| Not stated | 22 | 12 | ... | ... | 17 | 5 | 10 | 3 | 4 | ... | 53 | 20 | 73 |
| Total | 11,979 | 11,083 | 43 | 8 | 15,455 | 14,543 | 4,516 | 2,403 | 593 | 11 | 32,586 | 31,048 | 63,634 |

APPENDIX No. 8

RELIGIONS OF THE POPULATION OF EACH DISTRICT

MOKA

| Religions | Europeans, whites, mixed and coloured | | Africans | | Indo Mauritians | | Other Indians | | Chinese | | Total | | Grand Total |
|---|---|-------|----------|---|--------------------|--------|------------------|-------|---------|---|--------|--------|----------------|
| | M | F | M | F | M | F | M | F | M | F | M | F | |
| Buddhists | | | | | | | | | 180 | 3 | 180 | 3 | 183 |
| Catholics (Roman) | 2,680 | 2,950 | 8 | 2 | 384 | 370 | 68 | 37 | 6 | | 3,146 | 3,359 | 6,505 |
| Christians not distinguished... | 2 | | | | 6 | 8 | 2 | 1 | | | 10 | 9 | 19 |
| Hindoos | | | | | 9,611 | 8,997 | 3,901 | 2,050 | | | 13,512 | 11,047 | 24,559 |
| Mussulmans | | | | | 1,548 | 1,438 | 410 | 247 | | | 1,958 | 1,685 | 3,643 |
| Protestants (Church of En- gland) | 39 | 45 | 1 | 1 | 29 | 22 | 5 | 3 | | | 74 | 71 | 145 |
| Presbyterians | 11 | 12 | | | | | | | | | 11 | 12 | 23 |
| Protestants not distinguished. | 30 | 41 | 2 | | 39 | 27 | 10 | 2 | | | 81 | 70 | 151 |
| Parsees | | | | | 2 | 1 | | | | | 2 | 1 | 3 |
| Not stated | | | | | 16 | 8 | 1 | 2 | | | 17 | 10 | 27 |
| Total | 2,762 | 3,048 | 11 | 3 | 11,635 | 10,871 | 4,397 | 2,342 | 186 | 3 | 18,991 | 16,267 | 35,258 |

APPENDIX No. 8

RELIGIONS OF THE POPULATION OF THE ISLAND

RECAPITULATION

| Religions | Europeans whites, mixed and coloured | | Africans | | Indo Mauritians | | Other Indians | | Chinese | | Total | | Grand Total |
|---------------------------------|--|-------|----------|-----|--------------------|-------|------------------|-------|---------|----|--------|--------|----------------|
| | M | F | M | F | M | F | M | F | M | F | M | F | |
| Atheists... | 1 | .. | .. | .. | 1 | .. | 2 | 3 | .. | .. | 4 | 3 | 7 |
| Baptists | 1 | 2 | .. | .. | .. | .. | 1 | .. | .. | .. | 2 | 2 | 4 |
| Brahmins | .. | .. | .. | .. | 3 | 2 | 12 | 13 | .. | .. | 15 | 15 | 30 |
| Buddhists | 12 | 6 | .. | .. | 4 | 2 | .. | 1 | 3202 | 47 | 3218 | 56 | 3274 |
| Catholics (Roman) | 50096 | 52795 | 281 | 84 | 4504 | 4208 | 683 | 360 | 207 | 6 | 55771 | 57453 | 113224 |
| Christians not distinguished | 173 | 165 | 1 | .. | 23 | 38 | 8 | 7 | 3 | .. | 208 | 210 | 418 |
| Congregationists | 2 | 1 | .. | .. | .. | .. | 2 | .. | .. | .. | 4 | 1 | 5 |
| Deists | 1 | .. | .. | .. | .. | .. | .. | .. | .. | .. | 1 | .. | 1 |
| Free thinkers | 11 | 2 | .. | .. | .. | .. | .. | .. | .. | .. | 11 | 2 | 13 |
| Greek Church | 3 | .. | .. | .. | .. | .. | .. | .. | .. | .. | 3 | .. | 3 |
| Hindoos | 13 | 8 | 5 | 2 | 80259 | 74974 | 33888 | 16982 | .. | .. | 114165 | 91966 | 206131 |
| Independents | 1 | .. | .. | .. | .. | .. | .. | .. | .. | .. | 1 | .. | 1 |
| Jews | 2 | .. | .. | .. | 1 | 1 | 1 | .. | .. | .. | 4 | 1 | 5 |
| Lutherans | 11 | .. | .. | .. | .. | .. | .. | .. | .. | .. | 11 | .. | 11 |
| Mussulmans | 21 | 31 | 8 | 1 | 17379 | 15988 | 5226 | 2553 | 1 | .. | 22635 | 18573 | 41208 |
| New Jerusalem Church | 62 | 75 | .. | .. | .. | .. | 1 | .. | .. | .. | 63 | 75 | 138 |
| Parsees... | 1 | .. | .. | .. | 25 | 11 | 7 | 6 | .. | .. | 33 | 17 | 50 |
| Presbyterians | 535 | 560 | 8 | 3 | 63 | 52 | 39 | 25 | .. | .. | 645 | 640 | 1285 |
| Protestants (Church of England) | 1060 | 1122 | 10 | 5 | 451 | 428 | 167 | 66 | 11 | 1 | 1699 | 1622 | 3321 |
| Protestants not distinguished.. | 597 | 532 | 16 | 4 | 196 | 153 | 55 | 42 | 5 | .. | 869 | 731 | 1600 |
| Sikhs | 4 | 6 | .. | .. | 9 | 7 | 2 | 3 | .. | .. | 15 | 16 | 31 |
| Swedenborgians | 2 | .. | .. | .. | .. | .. | .. | .. | .. | .. | 2 | .. | 2 |
| Unitarians | 1 | .. | .. | .. | .. | .. | .. | .. | .. | .. | 1 | .. | 1 |
| Wesleyans | 6 | 2 | .. | .. | .. | .. | .. | .. | .. | .. | 6 | 2 | 8 |
| Not stated | 53 | 20 | 3 | 1 | 52 | 14 | 36 | 17 | 22 | 4 | 169 | 86 | 252 |
| Total... | 52669 | 55327 | 332 | 100 | 102970 | 95908 | 40130 | 20078 | 3451 | 58 | 199552 | 171471 | 371023 |

APPENDIX No. 9

OCCUPATIONS OF THE POPULATION OF EACH DISTRICT.

PORT LOUIS

| OCCUPATIONS. | Europeans, whites, mixed and coloured. | | Africans | | Indo Mauritians | | Other Indians | | Chinese | | Total | | Grand Total |
|---|--|------------|-----------|-----------|--------------------|------------|------------------|-----------|-----------|-----------|--------------|--------------|----------------|
| | M | F | M | F | M | F | M | F | M | F | M | F | |
| CLASS I. | | | | | | | | | | | | | |
| <i>Professional.</i> | | | | | | | | | | | | | |
| Accountants | 12 | .. | .. | .. | .. | .. | 3 | .. | 1 | .. | 16 | .. | 16 |
| Attorneys | 4 | .. | .. | .. | 1 | .. | .. | .. | .. | .. | 5 | .. | 5 |
| Barristers at Law | 4 | .. | .. | .. | .. | .. | .. | .. | .. | .. | 4 | .. | 4 |
| Catechists | .. | .. | .. | .. | 1 | .. | 2 | 1 | .. | .. | 3 | 1 | 4 |
| Chemists and Druggists | 21 | .. | .. | .. | .. | .. | .. | .. | 3 | .. | 24 | .. | 24 |
| Civil Service—Officers and Servants | 682 | 7 | 1 | .. | 123 | .. | 71 | .. | .. | .. | 877 | 7 | 884 |
| Clerks— not Commercial | 295 | .. | .. | .. | 50 | .. | 10 | .. | 5 | .. | 360 | .. | 360 |
| Compounders | 5 | .. | .. | .. | .. | .. | .. | .. | .. | .. | 5 | .. | 5 |
| Dentists | 3 | .. | .. | .. | .. | .. | .. | .. | .. | .. | 3 | .. | 3 |
| Editors of newspapers | 13 | .. | .. | .. | .. | .. | .. | .. | .. | .. | 13 | .. | 13 |
| Interpreters | 3 | .. | .. | .. | .. | .. | .. | .. | 1 | .. | 4 | .. | 4 |
| Jockeys | 4 | .. | .. | .. | .. | .. | .. | .. | .. | .. | 4 | .. | 4 |
| Midwives | .. | 19 | .. | .. | .. | 1 | .. | 2 | .. | .. | .. | 22 | 22 |
| Ministers of Religion and Christian Priests | 10 | .. | .. | .. | 2 | .. | 1 | .. | .. | .. | 13 | .. | 13 |
| Municipal Service - Officers and Servants | 37 | .. | .. | .. | 4 | .. | 1 | .. | .. | .. | 42 | .. | 42 |
| Musicians | 10 | 4 | .. | .. | .. | .. | .. | .. | .. | .. | 10 | 4 | 14 |
| Notaries | 2 | .. | .. | .. | .. | .. | .. | .. | .. | .. | 2 | .. | 2 |
| Photographers | 5 | .. | .. | .. | .. | .. | .. | .. | .. | .. | 5 | .. | 5 |
| Physicians and Surgeons | 16 | .. | .. | .. | .. | .. | .. | .. | .. | .. | 16 | .. | 16 |
| Priests—not christian | .. | .. | .. | .. | 17 | .. | 12 | .. | .. | .. | 29 | .. | 29 |
| Professors and Schoolmasters | 74 | 99 | 1 | .. | 19 | 4 | 8 | .. | .. | .. | 102 | 103 | 205 |
| Stevadors | 2 | .. | .. | .. | 4 | .. | 2 | .. | .. | .. | 8 | .. | 8 |
| Sisters of Mercy | .. | 56 | .. | .. | .. | .. | .. | .. | .. | .. | .. | 56 | 56 |
| Surveyors-Land and Marine | 3 | .. | .. | .. | .. | .. | .. | .. | .. | .. | 3 | .. | 3 |
| Sworn Weighers | 6 | .. | .. | .. | 2 | .. | .. | .. | .. | .. | 8 | .. | 8 |
| Ushers | 7 | .. | .. | .. | 1 | .. | .. | .. | .. | .. | 8 | .. | 8 |
| Veterinary Surgeons | 2 | .. | .. | .. | .. | .. | .. | .. | .. | .. | 2 | .. | 2 |
| Total | 1,220 | 185 | 2 | .. | 224 | 5 | 110 | 3 | 10 | .. | 1,566 | 193 | 1,759 |
| CLASS II | | | | | | | | | | | | | |
| <i>Domestic</i> | | | | | | | | | | | | | |
| Butlers | 10 | .. | .. | .. | 7 | .. | 3 | .. | .. | .. | 20 | .. | 20 |
| Carters | 42 | .. | 1 | .. | 183 | .. | 16 | .. | .. | .. | 272 | .. | 272 |
| Coachmen | 189 | .. | .. | .. | 153 | .. | 29 | .. | .. | .. | 371 | .. | 371 |
| Cooks | 161 | 54 | 5 | .. | 69 | 9 | 80 | 1 | 28 | .. | 343 | 67 | 410 |
| Domestic Servants—general | 382 | 498 | 11 | 5 | 101 | 161 | 205 | 24 | 66 | 1 | 1,065 | 689 | 1,754 |
| | 10 | .. | .. | .. | 28 | .. | 10 | .. | .. | .. | 48 | .. | 48 |
| Attendants | 19 | 6 | .. | .. | 9 | 1 | 1 | .. | .. | .. | 29 | 7 | 36 |
| and Launderesses | .. | 63 | .. | .. | .. | 9 | .. | 2 | .. | .. | 74 | .. | 74 |
| Washermen | 8 | 108 | 1 | 1 | 197 | 62 | 51 | 15 | .. | .. | 167 | 186 | 353 |
| Total | 821 | 729 | 18 | 6 | 957 | 242 | 425 | 45 | 94 | 1 | 2,315 | 1,023 | 3,338 |

APPENDIX No. 9

OCCUPATIONS OF THE POPULATION OF EACH DISTRICT

PORT LOUIS — (Continued)

| OCCUPATIONS | Europeans, whites, mixed and coloured | | Africans | | Indo Mauritians | | Other Indians | | Chinese | | Total | | Grand Total | |
|---|---|-----------|-----------|---|--------------------|------------|------------------|-----------|--------------|----------|-------|--------------|----------------|--------------|
| | M | F | M | F | M | F | M | F | M | F | M | F | | |
| | CLASS III | | | | | | | | | | | | | |
| <i>Commercial</i> | | | | | | | | | | | | | | |
| Brokers | 18 | | | | 7 | | 8 | | | | | 33 | | 33 |
| Boatmen | 22 | | | | 33 | | 78 | | | | | 133 | | 133 |
| Booksellers | 1 | 1 | | | | | | | | | | 1 | 1 | 2 |
| Bread sellers | 1 | | | | | | | | | | | 1 | | 1 |
| Cake sellers | 4 | | | | 17 | 9 | 20 | 11 | 13 | | | 54 | 20 | 74 |
| Carriers | 21 | 1 | | | 83 | | 25 | 1 | | | | 129 | 2 | 131 |
| Charcoal sellers | 1 | | | | 2 | 3 | 5 | 1 | | | | 8 | 4 | 12 |
| Clerks—Commercial | 590 | 23 | | | 167 | | 242 | | 665 | | | 1,664 | 23 | 1,687 |
| Coffee and Tea Sellers | | | | | 2 | 1 | 3 | 2 | | | | 5 | 3 | 8 |
| Drapers and Haberdashers | | | | | | | 6 | | | | | 6 | | 6 |
| Fishmongers | 10 | | | | 5 | | 1 | | | | | 16 | | 16 |
| Hawkers and Pedlars | 51 | 9 | | | 187 | 66 | 229 | 47 | 25 | 1 | | 492 | 123 | 615 |
| Hotel and Inn keepers | 5 | | | | 13 | | 1 | | 7 | | | 26 | | 26 |
| Iron Mongers | 3 | | | | 1 | | | | | | | 4 | | 4 |
| Livery Stable keepers | 6 | | | | 12 | 1 | 3 | 1 | | | | 21 | 2 | 23 |
| Masters of Vessels | 21 | | | | | | | | | | | 21 | | 21 |
| Mates | 26 | | | | 1 | | | | | | | 27 | | 27 |
| Merchants | 12 | | | | 10 | | 69 | | 10 | | | 101 | | 101 |
| Milk sellers | | | | | 59 | 3 | 24 | 3 | | | | 83 | 6 | 89 |
| Opium Sellers | | | | | | | | | 3 | | | 3 | | 3 |
| Pastry Cooks, Confectioners and Victuallers | 76 | | | | 11 | 2 | 10 | 1 | 10 | | | 110 | 3 | 113 |
| Porters and Messengers | 132 | 1 | 2 | | 253 | | 74 | | | | | 461 | 1 | 462 |
| Poultry sellers | 3 | | | | 4 | | 3 | | | | | 10 | | 10 |
| Seamen and Lascars | 303 | | 9 | | 32 | | 247 | | | | | 591 | | 591 |
| Sellers of Gandia | 7 | 1 | | | 1 | 1 | 1 | | | | | 8 | 2 | 10 |
| Sellers of Lemonade | 36 | 9 | | | 37 | 3 | 53 | 2 | 276 | | | 402 | 14 | 416 |
| Shop keepers | | | | | 1 | | | | | | | 1 | | 1 |
| Timber merchants | | | | | 1 | | | | | | | 2 | | 2 |
| Time keepers | 1 | | | | 1 | | | | | | | 2 | | 2 |
| Traders | 34 | 5 | | | 86 | 8 | 97 | 9 | 24 | | | 241 | 22 | 263 |
| Vegetable Sellers | 2 | 1 | | | 20 | 7 | 31 | 15 | 2 | | | 55 | 23 | 78 |
| Watchmen and Caretakers | 76 | 6 | 4 | | 84 | 3 | 92 | 3 | 5 | | | 261 | 12 | 273 |
| Wharfingers | | | | | 1 | | | | | | | 1 | | 1 |
| Wood Sellers | 1 | | | | | | 1 | | | | | 2 | | 2 |
| Total | 1,463 | 57 | 15 | | 1,133 | 107 | 1,323 | 96 | 1,040 | 1 | | 4,974 | 261 | 5,235 |
| CLASS IV | | | | | | | | | | | | | | |
| <i>Agricultural</i> | | | | | | | | | | | | | | |
| Charcoal burners | | | 1 | | 2 | | 1 | | | | | 4 | | 4 |
| Clerks on Estates | 1 | | | | | | | | | | | 1 | | 1 |
| Gardeners | 12 | 4 | | | 258 | 38 | 180 | 17 | | | | 450 | 59 | 509 |
| Hospital Attendants | 8 | | | | | | | | | | | 8 | | 8 |
| Job Contractors | 11 | | | | 10 | | 3 | | | | | 21 | | 24 |
| Labourers | 302 | | 36 | | 545 | 33 | 536 | 33 | 6 | | | 1,425 | 66 | 1,491 |
| Managers | 3 | | | | | | | | | | | 3 | | 3 |
| Millers | 2 | | | | 2 | | | | | | | 4 | | 4 |
| Overseers | 1 | | | | 3 | | | | | | | 7 | | 7 |
| Planters | 13 | | | | 1 | | 3 | | | | | 17 | | 17 |
| Sirdars | | | | | 37 | | 12 | | | | | 79 | | 79 |
| Sugar boilers | 10 | | 1 | | 1 | | | | | | | 12 | | 12 |
| Watchmen | 14 | 1 | | | 17 | 1 | 17 | | | | | 48 | 2 | 50 |
| Wood cutters | 1 | | 5 | | | | | | | | | 9 | | 9 |
| Total | 384 | 5 | 43 | | 876 | 72 | 782 | 56 | 6 | | | 2,691 | 127 | 2,818 |

APPENDIX No. 9

OCCUPATIONS OF THE POPULATION OF EACH DISTRICT

PORT LOUIS—(Continued)

| OCCUPATIONS | Europeans, whites, mixed and coloured | | Africans | | Indo Mauritians | | Other Indians | | Chinese | | Total | | Grand Total |
|---|---|--------|----------|-----|--------------------|-------|------------------|-------|---------|-----|--------|--------|----------------|
| | M | F | M | F | M | F | M | F | M | F | M | F | |
| | CLASS V | | | | | | | | | | | | |
| <i>Industrial</i> | | | | | | | | | | | | | |
| Armourers and Gunsmiths | 1 | ... | ... | ... | ... | ... | ... | ... | ... | ... | ... | ... | 1 |
| Bakers | 197 | 2 | 2 | ... | 17 | ... | 1 | 1 | 7 | ... | ... | ... | 224 |
| Barbers and Hair dressers | 82 | ... | ... | ... | 31 | ... | 33 | ... | 14 | ... | ... | ... | 160 |
| Basket Makers | 27 | ... | 1 | ... | 15 | ... | 9 | ... | ... | ... | ... | ... | 52 |
| Blacksmiths | 337 | ... | 1 | ... | 5 | ... | 1 | ... | ... | ... | ... | ... | 344 |
| Bookbinders | 24 | ... | ... | ... | 4 | ... | 1 | ... | ... | ... | ... | ... | 29 |
| Builders and Architects | 11 | ... | ... | ... | ... | ... | ... | ... | ... | ... | ... | ... | 11 |
| Butchers | 109 | ... | ... | ... | 14 | ... | 2 | ... | 3 | ... | ... | ... | 128 |
| Carpenters, Joiners and Turners | 1,270 | ... | 3 | ... | 32 | ... | 7 | ... | 32 | ... | ... | ... | 1,344 |
| Caulkers | 53 | ... | ... | ... | ... | ... | ... | ... | ... | ... | ... | ... | 53 |
| Coach builders | 82 | ... | ... | ... | 3 | ... | ... | ... | ... | ... | ... | ... | 85 |
| Coopers | 88 | ... | ... | ... | 7 | ... | ... | ... | ... | ... | ... | ... | 95 |
| Coppersmiths and Braziers | 45 | ... | ... | ... | 3 | ... | ... | ... | ... | ... | ... | ... | 48 |
| Distillers | 1 | ... | ... | ... | ... | ... | ... | ... | ... | ... | ... | ... | 1 |
| Dress-makers, Milliners, and Seamstresses | ... | 816 | ... | ... | ... | 30 | ... | 2 | ... | ... | ... | ... | 848 |
| Dyers | 4 | 3 | ... | ... | 6 | ... | 1 | ... | ... | ... | ... | ... | 11 |
| Divers | ... | ... | 2 | ... | ... | ... | 1 | ... | ... | ... | ... | ... | 3 |
| Engineers and Mechanics | 715 | ... | 1 | ... | 18 | ... | 104 | ... | ... | ... | ... | ... | 838 |
| Engravers | 1 | ... | ... | ... | ... | ... | ... | ... | ... | ... | ... | ... | 1 |
| Electricians | 1 | ... | ... | ... | ... | ... | ... | ... | ... | ... | ... | ... | 1 |
| Farriers | 15 | ... | ... | ... | 1 | ... | ... | ... | ... | ... | ... | ... | 16 |
| Fishermen | 107 | ... | ... | ... | 20 | ... | 2 | ... | ... | ... | ... | ... | 129 |
| Gilders | 2 | ... | ... | ... | ... | ... | ... | ... | ... | ... | ... | ... | 2 |
| Jewellers, Silversmiths, and Goldsmiths | 22 | ... | ... | ... | 34 | 10 | 38 | 1 | ... | ... | ... | ... | 94 |
| Knife-Grinders | 1 | ... | ... | ... | 1 | ... | 1 | ... | ... | ... | ... | ... | 3 |
| Lemonade makers | 5 | ... | ... | ... | 2 | ... | ... | ... | ... | ... | ... | ... | 7 |
| Lime-burners | 1 | ... | ... | ... | 6 | ... | 4 | ... | ... | ... | ... | ... | 14 |
| Lithographers | 8 | ... | ... | ... | 1 | ... | ... | ... | ... | ... | ... | ... | 9 |
| Masons and Bricklayers | 335 | ... | 1 | ... | 16 | ... | 1 | ... | ... | ... | ... | ... | 353 |
| Mattress-makers | 1 | 1 | ... | ... | 1 | ... | 1 | ... | ... | ... | ... | ... | 6 |
| Musical Instrument Makers | 6 | ... | ... | ... | 1 | ... | ... | ... | ... | ... | ... | ... | 7 |
| Painters, Glaziers and Plumbers | 154 | ... | ... | ... | 22 | ... | 1 | ... | ... | ... | ... | ... | 177 |
| Printers and Typographers | 154 | ... | 1 | ... | 14 | ... | 2 | ... | ... | ... | ... | ... | 171 |
| Saddle and Harness-makers | 28 | ... | ... | ... | ... | ... | ... | ... | ... | ... | ... | ... | 28 |
| Sail makers | 35 | ... | ... | ... | 1 | ... | ... | ... | ... | ... | ... | ... | 36 |
| Sawyers | 19 | ... | 2 | ... | 1 | ... | ... | ... | ... | ... | ... | ... | 22 |
| Scavengers | ... | ... | ... | ... | ... | ... | 2 | ... | ... | ... | ... | ... | 2 |
| Ship and boat builders | 20 | ... | ... | ... | 1 | ... | ... | ... | ... | ... | ... | ... | 21 |
| Shoemakers | 468 | ... | 3 | ... | 12 | ... | 5 | ... | 3 | ... | ... | ... | 489 |
| Stone-cutters | 12 | ... | ... | ... | ... | ... | ... | ... | ... | ... | ... | ... | 12 |
| Soap-makers | 4 | ... | ... | ... | 1 | ... | ... | ... | ... | ... | ... | ... | 5 |
| Stokers | 37 | ... | 1 | ... | 5 | ... | 3 | ... | ... | ... | ... | ... | 46 |
| Tomb-makers | 3 | ... | ... | ... | ... | ... | ... | ... | ... | ... | ... | ... | 3 |
| Tailors | 277 | ... | ... | ... | 30 | ... | 3 | ... | 5 | ... | ... | ... | 315 |
| Tanners | 12 | ... | ... | ... | 1 | ... | 1 | ... | ... | ... | ... | ... | 14 |
| Timber squarers | 1 | ... | ... | ... | ... | ... | ... | ... | ... | ... | ... | ... | 1 |
| Tinsmiths | 179 | ... | 1 | ... | 11 | ... | 1 | ... | ... | ... | ... | ... | 192 |
| Tobaccoists | 71 | ... | ... | ... | 38 | ... | 4 | ... | 28 | ... | ... | ... | 141 |
| Upholsterers | 2 | ... | ... | ... | ... | ... | ... | ... | ... | ... | ... | ... | 2 |
| Umbrella makers | ... | ... | ... | ... | ... | ... | 1 | ... | ... | ... | ... | ... | 1 |
| Watchmakers | 17 | ... | ... | ... | 2 | ... | 2 | ... | ... | ... | ... | ... | 21 |
| Wheelwrights | 50 | ... | ... | ... | 3 | ... | ... | ... | ... | ... | ... | ... | 53 |
| Total | 5,097 | 822 | 17 | ... | 380 | 40 | 235 | 4 | 92 | ... | ... | ... | 5,821 |
| 866 | 6,687 | | | | | | | | | | | | |
| CLASS VI | | | | | | | | | | | | | |
| <i>Indefinite and non-productive</i> | | | | | | | | | | | | | |
| Proprietors and Fundholder | 88 | 83 | ... | ... | 50 | 16 | 62 | 21 | 4 | ... | ... | ... | 204 |
| Johnen | 270 | 1 | 8 | ... | 341 | 14 | 370 | 4 | ... | ... | ... | ... | 1,008 |
| Persons not employed | 3,388 | 10,033 | 28 | 35 | 2,127 | 4,823 | 505 | 1,094 | 154 | 14 | 6,202 | 16,039 | 22,241 |
| Persons whose employments are not stated | 1,738 | 3,740 | 5 | 6 | 1,686 | 2,279 | 135 | 331 | 4 | 6 | 3,568 | 6,362 | 9,930 |
| Total | 5,484 | 13,897 | 41 | 41 | 4,204 | 7,132 | 1,072 | 1,450 | 162 | 20 | 10,963 | 22,510 | 33,593 |

APPENDIX No. 9

RECAPITULATION

PORT LOUIS

| - OCCUPATIONS | Europeans, whites, mixed and coloured | | Africans | | Indo Mauritian | | Other Indians | | Chinese | | Total | | Grand Total |
|-------------------------------|---------------------------------------|--------|----------|-----|----------------|-------|---------------|-------|---------|-----|--------|--------|-------------|
| | M | F | M | F | M | F | M | F | M | F | M | F | |
| | CLASS I | | | | | | | | | | | | |
| Professional | 1,220 | 185 | 2 | ... | 224 | 5 | 110 | 3 | 10 | ✓ | 1,566 | 193 | 1,759 |
| CLASS II | | | | | | | | | | | | | |
| Domestic | 821 | 729 | 18 | 6 | 957 | 242 | 423 | 45 | 94 | 1 | 2,315 | 1,023 | 3,338 |
| CLASS III | | | | | | | | | | | | | |
| Commercial | 1,463 | 57 | 15 | ✓ | 1,135 | 107 | 1,323 | 96 | 1,040 | 1 | 4,974 | 267 | 5,235 |
| CLASS IV | | | | | | | | | | | | | |
| Agricultural | 384 | 5 | 43 | ... | 870 | 72 | 782 | 50 | 6 | ... | 2,091 | 127 | 2,218 |
| CLASS V | | | | | | | | | | | | | |
| Industrial ... | 5,097 | 822 | 17 | ... | 380 | 40 | 235 | 4 | 92 | ... | 5,821 | 866 | 6,687 |
| CLASS VI | | | | | | | | | | | | | |
| Indefinite and Non-productive | 5,484 | 13,897 | 41 | 41 | 4,204 | 7,132 | 1,072 | 1,450 | 162 | 20 | 10,963 | 22,540 | 33,503 |
| Total ... | 14,169 | 15,695 | 136 | 47 | 7,774 | 7,598 | 3,947 | 1,648 | 1,401 | 22 | 27,730 | 25,010 | 52,740 |

APPENDIX No. 9

OCCUPATIONS OF THE POPULATION OF EACH DISTRICT

PAMPLEMOUSSES

| OCCUPATIONS | Europeans, whites, mixed and coloured | | Africans | | Indo Mauritians | | Other Indians | | Chinese | | Total | | Grand Total |
|---|---|-----|----------|-----|--------------------|-----|------------------|-----|---------|-----|-------|-----|----------------|
| | M | F | M | F | M | F | M | F | M | F | M | F | |
| CLASS I <i>Professional</i> | | | | | | | | | | | | | |
| Accountants | 8 | ... | ... | ... | 1 | ... | ... | ... | ... | ... | 9 | ... | 9 |
| Attorneys at Law | 1 | ... | ... | ... | ... | ... | ... | ... | ... | ... | 1 | ... | 1 |
| Barristers at Law | 1 | ... | ... | ... | ... | ... | ... | ... | ... | ... | 1 | ... | 1 |
| Catechists | ... | ... | ... | ... | 1 | ... | 2 | ... | ... | ... | 3 | ... | 3 |
| Chemists and Druggists | 1 | ... | ... | ... | ... | ... | ... | ... | ... | ... | 1 | ... | 1 |
| Civil Service - Officers and Servants | 78 | 10 | ... | ... | 50 | 5 | 9 | 2 | ... | ... | 137 | 17 | 154 |
| Clerks - not commercial | 21 | ... | ... | ... | 4 | ... | 2 | ... | ... | ... | 27 | ... | 27 |
| Interpreters | 1 | ... | ... | ... | 1 | ... | ... | ... | ... | ... | 2 | ... | 2 |
| Midwives | ... | 5 | ... | ... | ... | ... | ... | 3 | ... | ... | ... | 8 | 8 |
| Ministers of Religion and Christian Priests | 3 | ... | ... | ... | ... | ... | ... | ... | ... | ... | 3 | ... | 3 |
| Notaries | 1 | ... | ... | ... | ... | ... | ... | ... | ... | ... | 1 | ... | 1 |
| Physicians and Surgeons | 1 | ... | ... | ... | 1 | ... | ... | ... | ... | ... | 2 | ... | 2 |
| Priests not christian | ... | ... | ... | ... | 1 | ... | 9 | ... | ... | ... | 13 | ... | 13 |
| Professors and Schoolmasters | 15 | 9 | ... | ... | 12 | 1 | 2 | ... | ... | ... | 29 | 10 | 39 |
| Sisters of Mercy | ... | 8 | ... | ... | ... | ... | ... | ... | ... | ... | ... | 8 | 8 |
| Surveyors - Land and Marine | 1 | ... | ... | ... | ... | ... | ... | ... | ... | ... | 1 | ... | 1 |
| Ushers | 2 | ... | ... | ... | ... | ... | ... | ... | ... | ... | 2 | ... | 2 |
| Weighers - Sworn | 1 | ... | ... | ... | ... | ... | ... | ... | ... | ... | 1 | ... | 1 |
| Total | 135 | 32 | ... | ... | 71 | 6 | 24 | 5 | ... | ... | 233 | 13 | 276 |
| CLASS II <i>Domestic</i> | | | | | | | | | | | | | |
| Carters | 17 | ... | ... | ... | 125 | ... | 19 | ... | ... | ... | 161 | ... | 161 |
| Coachmen | 35 | ... | 1 | ... | 70 | ... | 14 | ... | 1 | ... | 121 | ... | 121 |
| Cooks | 33 | ... | 3 | ... | 26 | ... | 11 | ... | ... | ... | 73 | 2 | 75 |
| Domestic Servants | 50 | 47 | ... | ... | 104 | 21 | 17 | 2 | ... | ... | 171 | 79 | 241 |
| Grooms | 2 | ... | ... | ... | 10 | ... | 7 | ... | ... | ... | 19 | ... | 19 |
| Nurses | ... | 6 | ... | ... | ... | ... | ... | 1 | ... | ... | ... | 7 | 7 |
| Washermen and Laundresses | 11 | 38 | ... | ... | 22 | 8 | 2 | 1 | ... | ... | 35 | 47 | 82 |
| Total | 148 | 91 | 4 | ... | 357 | 31 | 70 | 4 | 1 | ... | 580 | 126 | 796 |
| CLASS III <i>Commercial</i> | | | | | | | | | | | | | |
| Bread sellers | ... | ... | ... | ... | 10 | ... | ... | ... | ... | ... | 10 | ... | 10 |
| Brokers | 1 | ... | ... | ... | ... | ... | ... | ... | ... | ... | 1 | ... | 1 |
| Cake sellers | ... | ... | ... | ... | 17 | ... | 10 | ... | 1 | ... | 28 | ... | 28 |
| Carriers | 12 | ... | ... | ... | 88 | 6 | 27 | 4 | ... | ... | 127 | 10 | 137 |
| Clerks Commercial | 39 | ... | ... | ... | 18 | ... | 4 | ... | 103 | ... | 169 | ... | 169 |
| Fishmongers | 6 | ... | ... | ... | 11 | ... | 3 | ... | ... | ... | 20 | ... | 20 |
| Gandia sellers | ... | ... | ... | ... | 4 | ... | 3 | ... | ... | ... | 7 | ... | 7 |
| Hawkers and Pedlars | 29 | 1 | ... | ... | 212 | 36 | 117 | 27 | 8 | ... | 366 | 64 | 430 |
| Iron Mongers | ... | ... | ... | ... | 2 | ... | 1 | ... | ... | ... | 3 | ... | 3 |
| Livery Stable Keepers | 4 | ... | 1 | ... | 24 | 3 | 14 | ... | ... | ... | 43 | 3 | 46 |
| Merchants | 1 | ... | ... | ... | ... | ... | ... | ... | 2 | ... | 6 | ... | 6 |
| Milk Sellers | ... | ... | ... | ... | 39 | 1 | 17 | 1 | ... | ... | 56 | 2 | 58 |
| Pastry Cooks and Victuallers | 5 | ... | ... | ... | 1 | ... | ... | ... | ... | ... | 6 | ... | 6 |
| Porters and Messengers | 6 | ... | 1 | ... | 43 | ... | 3 | ... | ... | ... | 23 | ... | 23 |
| Poultry Sellers | 2 | ... | ... | ... | ... | ... | 1 | ... | ... | ... | 3 | ... | 3 |
| Seamen and Lascars | 17 | ... | ... | ... | ... | ... | ... | ... | ... | ... | 17 | ... | 17 |
| Shopkeepers | 7 | ... | ... | ... | 22 | ... | 18 | 2 | 96 | ... | 143 | 2 | 145 |
| Traders | ... | ... | ... | ... | 8 | ... | 5 | ... | 3 | ... | 16 | ... | 16 |
| Vegetables Sellers | ... | 1 | 1 | ... | 36 | 1 | 19 | 3 | ... | ... | 56 | 5 | 61 |
| Watchmen and Caretakers | 16 | ... | 2 | ... | 14 | ... | 33 | ... | ... | ... | 65 | ... | 65 |
| Total | 148 | 2 | 5 | ... | 519 | 47 | 275 | 37 | 218 | ... | 1,165 | 86 | 1,251 |
| CLASS IV <i>Agricultural</i> | | | | | | | | | | | | | |
| Charcoal burners | 1 | ... | ... | ... | ... | ... | ... | ... | ... | ... | 1 | ... | 1 |
| Clerks on Estates | 41 | ... | ... | ... | 4 | ... | 1 | ... | 4 | ... | 50 | ... | 50 |
| Gardeners | 37 | 1 | 5 | ... | 737 | 65 | 422 | 34 | ... | ... | 1,201 | 100 | 1,301 |
| Herdsmen | ... | ... | ... | ... | 7 | ... | 2 | ... | ... | ... | 9 | ... | 9 |
| Hospital Attendants | 13 | ... | ... | ... | 2 | ... | 2 | ... | ... | ... | 17 | ... | 17 |
| Job-Contractors | 3 | ... | ... | ... | 5 | ... | 2 | ... | ... | ... | 10 | ... | 10 |
| Labourers | 102 | ... | 16 | ... | 4,580 | 300 | 2,122 | 133 | ... | ... | 6,820 | 433 | 7,253 |
| Managers | 12 | ... | ... | ... | ... | ... | ... | ... | ... | ... | 12 | ... | 12 |
| Millers | 2 | ... | ... | ... | 2 | ... | 1 | ... | ... | ... | 5 | ... | 5 |
| Overseers | 24 | ... | ... | ... | 1 | ... | 1 | ... | ... | ... | 26 | ... | 26 |
| Planters | 56 | 4 | ... | ... | 207 | 3 | 197 | 8 | 3 | ... | 463 | 15 | 478 |
| Sirdars | 18 | ... | ... | ... | 12 | ... | 50 | ... | ... | ... | 110 | ... | 110 |
| Sugar boilers | 25 | ... | ... | ... | 2 | ... | 3 | ... | ... | ... | 30 | ... | 30 |
| Watchmen | 16 | ... | ... | ... | 17 | ... | 26 | ... | ... | ... | 59 | ... | 59 |
| Woodcutters | 27 | 1 | 1 | ... | 1 | ... | 2 | ... | ... | ... | 31 | 1 | 35 |
| Total | 377 | 6 | 25 | ... | 5,607 | 368 | 2,831 | 175 | 7 | ... | 8,847 | 549 | 9,396 |

APPENDIX No. 9

OCCUPATIONS OF THE POPULATION OF EACH DISTRICT.

PAMPLEMOUSSES—(Continued)

| OCCUPATIONS. | Europeans, whites, mixed and coloured. | | Africans | | Indo Mauritians | | Other Indians | | Chinese | | Total | | Grand Total |
|--|--|-------|----------|----|--------------------|--------|------------------|-------|---------|----|-------|--------|----------------|
| | M | F | M | F | M | F | M | F | M | F | M | F | |
| CLASS V | | | | | | | | | | | | | |
| <i>Industrial</i> | | | | | | | | | | | | | |
| Bakers | 49 | | | | 6 | .. | 1 | ... | .. | .. | 56 | ... | 56 |
| Barbers and Hair dressers | 14 | | | | 19 | .. | 16 | .. | .. | .. | 49 | ... | 49 |
| Basket makers | 1 | | | | 4 | .. | 2 | .. | .. | .. | 7 | ... | 7 |
| Blacksmiths | 106 | | | | 4 | .. | 3 | .. | .. | .. | 113 | ... | 113 |
| Builders and Architects | 4 | | | | .. | .. | .. | .. | .. | .. | 4 | ... | 4 |
| Butchers | 15 | | | | 3 | .. | .. | .. | .. | .. | 18 | ... | 18 |
| Carpenters, Joiners and Cabinet Makers | 122 | | 1 | | 20 | .. | 6 | .. | .. | .. | 149 | ... | 149 |
| Caulkers | 6 | | | | | | | | | | 6 | ... | 6 |
| Coach builders | 16 | | | | 1 | .. | .. | .. | .. | .. | 17 | ... | 17 |
| Coopers | 21 | | | | | | | | | | 21 | ... | 21 |
| Copper smiths and braziers | 2 | | | | | | | .. | .. | .. | 2 | ... | 2 |
| Distillers | 3 | | | | | | | | | | 3 | ... | 3 |
| Dress-makers and Milliners | | 107 | | | | 6 | | | | | | 113 | 113 |
| Dyers | 1 | | | | | | | | | | 1 | ... | 1 |
| Engineers and Mechanics | 101 | | | | 3 | .. | | | | | 104 | ... | 104 |
| Fishermen | 94 | | | | 16 | 1 | 1 | | | | 111 | 1 | 112 |
| Jewellers and Silversmiths | 2 | | | | 10 | 1 | 3 | | | | 15 | 1 | 16 |
| Lime burners | 6 | | | | 1 | .. | | | | | 7 | ... | 7 |
| Lithographers | 1 | | | | 1 | .. | | | | | 2 | ... | 2 |
| Masons and Bricklayers | 281 | | | | 4 | .. | | | | | 285 | ... | 285 |
| Mat and bag makers | | 39 | | | | | 1 | 1 | | | 2 | 40 | 41 |
| Mattress makers | 2 | | | | | | | | | | 2 | ... | 2 |
| Painters, Glaziers and Plumbers | 23 | | | | | | | .. | .. | .. | 23 | ... | 23 |
| Printers and Typographers | 5 | | | | | | | .. | .. | .. | 5 | ... | 5 |
| Saddlers and harness makers | 20 | | | | 5 | .. | 1 | | | | 26 | ... | 26 |
| Shoemakers | 113 | | | | 4 | .. | .. | .. | .. | .. | 117 | ... | 117 |
| Stone cutters | 3 | | | | | | | .. | .. | .. | 3 | ... | 3 |
| Tailors | 20 | | | | 1 | .. | | | | | 21 | ... | 21 |
| Tanners | | | | | | | 1 | | | | 1 | ... | 1 |
| Tinsmiths | 76 | | | | 3 | .. | | | | | 79 | ... | 79 |
| Tobacconists | 10 | | | | 5 | .. | 1 | | | | 16 | ... | 16 |
| Watchmakers | 1 | | | | | | .. | .. | .. | .. | 1 | ... | 1 |
| Wheelwrights | 94 | | | | 4 | .. | 1 | | | | 99 | ... | 99 |
| Total | 1,511 | 146 | 1 | | 111 | 9 | 37 | | | | 1,666 | 155 | 1,821 |
| CLASS VI | | | | | | | | | | | | | |
| <i>Indefinite and non productive</i> | | | | | | | | | | | | | |
| Independent Proprietors and Fund holders | 34 | 10 | | | 41 | 11 | 13 | 17 | | | 118 | 38 | 156 |
| Jobmen | 3 | | | | 81 | | 27 | | | | 111 | | 111 |
| Persons not employed | 1,092 | 2,335 | 1 | 1 | 5,951 | 10,636 | 564 | 1,523 | 11 | 1 | 7,622 | 14,499 | 22,121 |
| Persons whose employments are not stated | 439 | 1,027 | 21 | 17 | 292 | 951 | 120 | 298 | 10 | 1 | 885 | 2,294 | 3,179 |
| Total | 1,568 | 3,372 | 28 | 21 | 6,365 | 11,598 | 754 | 1,838 | 21 | 2 | 8,736 | 16,831 | 25,567 |

RECAPITULATION

| | | | | | | | | | | | | | |
|-------------------------------|-------|-------|----|----|--------|--------|-------|-------|-----|---|--------|--------|--------|
| CLASS I | | | | | | | | | | | | | |
| Professional | 135 | 32 | | | 74 | 6 | 21 | 5 | | | 233 | 43 | 276 |
| CLASS II | | | | | | | | | | | | | |
| Domestic | 148 | 96 | 4 | | 357 | 31 | 70 | 4 | | | 580 | 126 | 706 |
| CLASS III | | | | | | | | | | | | | |
| Commercial | 118 | 2 | 5 | | 519 | 47 | 275 | 37 | 218 | | 1,165 | 86 | 1,251 |
| CLASS IV | | | | | | | | | | | | | |
| Agricultural | 377 | 6 | 25 | | 5,607 | 368 | 2,831 | 175 | 7 | | 8,847 | 549 | 9,396 |
| CLASS V | | | | | | | | | | | | | |
| Industrial | 1,511 | 146 | 1 | | 111 | 9 | 37 | | | | 1,666 | 155 | 1,821 |
| CLASS VI | | | | | | | | | | | | | |
| Indefinite and non-productive | 1,568 | 3,372 | 28 | 21 | 6,365 | 11,598 | 754 | 1,838 | 21 | 2 | 8,736 | 16,831 | 25,567 |
| Total | 3,890 | 3,649 | 63 | 21 | 13,036 | 12,059 | 3,991 | 2,059 | 247 | 2 | 21,227 | 17,700 | 39,017 |

APPENDIX No. 9

OCCUPATIONS OF THE POPULATION OF EACH DISTRICT

RIVIÈRE DU REMPART

| OCCUPATIONS | Europeans, whites, mixed and coloured | | Africans | | Indo Mauritians | | Other Indians | | Chinese | | Total | | Grand Total |
|---|---|-----|----------|-----|--------------------|-----|------------------|-----|---------|-----|-------|-----|----------------|
| | M | F | M | F | M | F | M | F | M | F | M | F | |
| CLASS I | | | | | | | | | | | | | |
| <i>Professional.</i> | | | | | | | | | | | | | |
| Attorneys | 1 | ... | ... | ... | ... | ... | ... | ... | ... | ... | 1 | ... | 1 |
| Catechists | 1 | ... | ... | ... | ... | ... | ... | ... | ... | ... | 1 | ... | 1 |
| Civil Service Officers and Servants | 46 | ... | ... | ... | 23 | ... | 10 | ... | ... | ... | 79 | ... | 79 |
| Clerks—not commercial | 15 | ... | ... | ... | 2 | ... | ... | ... | ... | ... | 17 | ... | 17 |
| Midwives | ... | 2 | ... | ... | ... | ... | ... | 2 | ... | ... | ... | 4 | 4 |
| Ministers of Religion and Christian Priests | 3 | ... | ... | ... | ... | ... | ... | ... | ... | ... | 3 | ... | 3 |
| Musicians | ... | 1 | ... | ... | ... | ... | ... | ... | ... | ... | ... | 1 | 1 |
| Physicians and Surgeons | 1 | ... | ... | ... | ... | ... | ... | ... | ... | ... | 1 | ... | 1 |
| Priests—not Christian | ... | ... | ... | ... | 2 | ... | 6 | ... | ... | ... | 8 | ... | 8 |
| Professors and Schoolmasters | 21 | 14 | ... | ... | 5 | ... | 1 | ... | ... | ... | 27 | 14 | 41 |
| Sisters of mercy | ... | 1 | ... | ... | ... | ... | ... | ... | ... | ... | ... | 1 | 1 |
| Total | 88 | 18 | ... | ... | 32 | ... | 17 | 2 | ... | ... | 137 | 20 | 157 |
| CLASS II | | | | | | | | | | | | | |
| <i>Domestic</i> | | | | | | | | | | | | | |
| Butlers | ... | ... | ... | ... | 1 | ... | ... | ... | ... | ... | 1 | ... | 1 |
| Coachmen | 13 | ... | ... | ... | 34 | ... | 19 | ... | ... | ... | 66 | ... | 66 |
| Cooks | 23 | 1 | 2 | ... | 10 | ... | 12 | ... | 2 | ... | 49 | 1 | 50 |
| Carters | 11 | ... | ... | ... | 35 | ... | 11 | ... | ... | ... | 57 | ... | 57 |
| Domestic servants | 22 | 34 | 1 | 2 | 96 | 15 | 29 | ... | 1 | ... | 149 | 51 | 200 |
| Grooms | 3 | ... | ... | ... | 11 | ... | 8 | ... | ... | ... | 22 | ... | 22 |
| Hospital attendants | 5 | 2 | ... | ... | 6 | ... | 1 | ... | ... | ... | 12 | 2 | 14 |
| Nurses | ... | 2 | ... | ... | ... | ... | ... | ... | ... | ... | ... | 2 | 2 |
| Washermen and Laundresses | ... | 8 | ... | ... | 22 | 6 | 13 | 2 | ... | ... | 35 | 16 | 51 |
| Total | 77 | 47 | 3 | 2 | 215 | 21 | 93 | 2 | 3 | ... | 391 | 72 | 463 |
| CLASS III | | | | | | | | | | | | | |
| <i>Commercial</i> | | | | | | | | | | | | | |
| Brokers | 1 | ... | ... | ... | ... | ... | ... | ... | ... | ... | 1 | ... | 1 |
| Cake sellers | ... | ... | ... | ... | ... | ... | 1 | ... | ... | ... | 1 | ... | 1 |
| Carriers | 5 | 1 | ... | ... | 19 | 7 | 61 | ... | ... | ... | 115 | 8 | 123 |
| Clerks - Commercial | 6 | ... | ... | ... | 7 | ... | 14 | ... | 62 | ... | 89 | ... | 89 |
| Hawkers and Pedlars | 2 | ... | ... | ... | 46 | 6 | 54 | 7 | ... | ... | 102 | 13 | 115 |
| Livery stable keepers | ... | 1 | ... | ... | ... | ... | ... | ... | ... | ... | ... | 1 | 1 |
| Merchants | 2 | ... | ... | ... | ... | ... | ... | ... | ... | ... | 2 | ... | 2 |
| Pastry cooks, Confectioners and Victuallers | 2 | ... | ... | ... | ... | ... | ... | ... | ... | ... | 2 | ... | 2 |
| Porters and Messengers | ... | ... | ... | ... | 5 | ... | 5 | ... | ... | ... | 10 | ... | 10 |
| Seamen and Lascars | 2 | ... | ... | ... | ... | ... | ... | ... | ... | ... | 2 | ... | 2 |
| Shop-keepers | 2 | ... | ... | ... | 3 | ... | 12 | ... | 54 | ... | 71 | ... | 71 |
| Watchmen and Caretakers | 3 | ... | ... | ... | ... | ... | 5 | ... | ... | ... | 8 | ... | 8 |
| Total | 25 | 2 | ... | ... | 110 | 13 | 152 | 7 | 116 | ... | 403 | 22 | 425 |
| CLASS IV | | | | | | | | | | | | | |
| <i>Agricultural</i> | | | | | | | | | | | | | |
| Charcoal burners | ... | ... | ... | ... | 1 | ... | 2 | ... | ... | ... | 3 | ... | 3 |
| Clerks on Estates | 25 | ... | ... | ... | ... | ... | 1 | ... | ... | ... | 26 | ... | 26 |
| Gardeners | 3 | ... | ... | ... | 120 | 7 | 191 | 5 | ... | ... | 314 | 12 | 326 |
| Herdsmen | ... | ... | ... | ... | 3 | ... | 2 | ... | ... | ... | 5 | ... | 5 |
| Hospital attendants | 10 | 1 | ... | ... | 1 | ... | 2 | 1 | ... | ... | 13 | 2 | 15 |
| Job Contractors | 1 | ... | ... | ... | 19 | ... | ... | ... | ... | ... | 20 | ... | 20 |
| Labourers | 72 | ... | 2 | ... | 3,541 | 184 | 2,718 | 223 | ... | ... | 6,313 | 407 | 6,720 |
| Mancers | 9 | ... | ... | ... | ... | ... | ... | ... | ... | ... | 9 | ... | 9 |
| Millers | 8 | ... | ... | ... | 18 | ... | 4 | ... | ... | ... | 30 | ... | 30 |
| Overseers | 36 | ... | ... | ... | 3 | ... | 1 | ... | ... | ... | 40 | ... | 40 |
| Planters | 12 | 1 | ... | ... | 24 | ... | 30 | 1 | ... | ... | 66 | 2 | 68 |
| Sirdars | 2 | ... | ... | ... | 57 | ... | 70 | ... | ... | ... | 129 | ... | 129 |
| Sugar boilers | 24 | ... | ... | ... | 6 | ... | ... | ... | ... | ... | 30 | ... | 30 |
| Watchmen | 10 | ... | 1 | ... | 21 | ... | 62 | ... | ... | ... | 94 | ... | 94 |
| Wood cutters | 25 | ... | 2 | ... | 4 | ... | 3 | ... | ... | ... | 34 | ... | 34 |
| Total | 217 | 2 | 5 | ... | 3,818 | 191 | 3,086 | 230 | ... | ... | 7,126 | 423 | 7,549 |

APPENDIX No. 9

OCCUPATIONS OF THE POPULATION OF EACH DISTRICT.

RIVIÈRE DU REMPART—(Continued)

| OCCUPATIONS. | Europeans, whites, mixed and coloured. | | Africans | | Indo Mauritians | | Other Indians | | Chinese | | Total | | Grand Total |
|--|--|-------|----------|-----|--------------------|-------|------------------|-------|---------|-----|-------|--------|----------------|
| | M | F | M | F | M | F | M | F | M | F | M | F | |
| CLASS V | | | | | | | | | | | | | |
| <i>Industrial</i> | | | | | | | | | | | | | |
| Bakers | 40 | ... | ... | ... | 1 | ... | ... | ... | 3 | ... | 44 | ... | 44 |
| Barbers and Hairdressers | 2 | ... | ... | ... | 8 | ... | 7 | ... | ... | ... | 17 | ... | 17 |
| Basket makers | 2 | ... | 1 | ... | 2 | ... | 2 | ... | ... | ... | 7 | ... | 7 |
| Blacksmiths | 88 | ... | ... | ... | 2 | ... | 3 | ... | ... | ... | 93 | ... | 93 |
| Carpenters, Joiners and Turners | 158 | ... | ... | ... | 11 | ... | 7 | ... | 1 | ... | 177 | ... | 177 |
| Caulkers | 1 | ... | 1 | ... | ... | ... | ... | ... | ... | ... | 2 | ... | 2 |
| Coach builders | 1 | ... | ... | ... | ... | ... | ... | ... | ... | ... | 1 | ... | 1 |
| Coopers | 4 | ... | ... | ... | ... | ... | ... | ... | ... | ... | 4 | ... | 4 |
| Coppersmiths and Braziers | 2 | ... | ... | ... | ... | ... | ... | ... | ... | ... | 2 | ... | 2 |
| Carriers | ... | ... | ... | ... | 1 | ... | 5 | ... | ... | ... | 6 | ... | 6 |
| Dressmakers and Milliners | ... | 140 | ... | ... | ... | 3 | ... | ... | ... | ... | ... | 143 | 143 |
| Engineers and Mechanics | 87 | ... | ... | ... | 8 | ... | 12 | ... | 1 | ... | 108 | ... | 108 |
| Fishermen | 366 | ... | ... | ... | 63 | 1 | 8 | ... | ... | ... | 437 | 1 | 438 |
| Jewellers, Silver and Gold smiths | 1 | ... | ... | ... | 19 | ... | 2 | ... | ... | ... | 22 | ... | 22 |
| Lime burners | 3 | ... | ... | ... | ... | ... | 3 | ... | ... | ... | 6 | ... | 6 |
| Masons and Bricklayers | 137 | ... | ... | ... | 7 | ... | 5 | ... | ... | ... | 149 | ... | 149 |
| Painters | 2 | ... | ... | ... | ... | ... | ... | ... | ... | ... | 2 | ... | 2 |
| Saddle and Harness makers | 21 | ... | ... | ... | 1 | ... | 4 | ... | ... | ... | 26 | ... | 26 |
| Sawyers | 7 | ... | ... | ... | ... | ... | ... | ... | ... | ... | 7 | ... | 7 |
| Shoemakers | 48 | ... | ... | ... | ... | ... | 2 | ... | ... | ... | 50 | ... | 50 |
| Stone cutters | 2 | ... | ... | ... | ... | ... | ... | ... | ... | ... | 2 | ... | 2 |
| Tailors | 11 | ... | ... | ... | 2 | ... | ... | ... | ... | ... | 13 | ... | 13 |
| Tinsmiths | 23 | ... | ... | ... | 2 | ... | ... | ... | ... | ... | 25 | ... | 25 |
| Tobacconists | ... | ... | ... | ... | 2 | ... | 3 | ... | ... | ... | 5 | ... | 5 |
| Wheelwrights | 68 | ... | ... | ... | 6 | ... | 1 | ... | ... | ... | 78 | ... | 78 |
| Total | 1,074 | 140 | 2 | ... | 135 | 4 | 67 | ... | 5 | ... | 1,283 | 144 | 1,427 |
| CLASS VI | | | | | | | | | | | | | |
| <i>Indefinite and non-productive</i> | | | | | | | | | | | | | |
| Independent Proprietors and Fundholders | 23 | 9 | ... | ... | 53 | 14 | 62 | 43 | 2 | ... | 140 | 66 | 206 |
| Jobmen | 4 | ... | ... | ... | 83 | ... | 50 | ... | ... | ... | 137 | ... | 137 |
| Persons not employed | 529 | 1,550 | ... | ... | 2,354 | 5,750 | 151 | 1,470 | ... | 2 | 3,034 | 8,772 | 11,806 |
| Persons whose employments are not stated | 306 | 459 | 1 | ... | 1,315 | 4,733 | 297 | 284 | ... | 4 | 2,009 | 2,500 | 4,509 |
| Total | 952 | 2,018 | 1 | ... | 3,805 | 7,517 | 560 | 1,797 | 2 | 6 | 5,320 | 11,338 | 16,658 |

RECAPITULATION

| | | | | | | | | | | | | | |
|-------------------------------|-------|-------|-----|-----|-------|-------|-------|-------|-----|-----|--------|--------|--------|
| CLASS I | | | | | | | | | | | | | |
| Professional | 88 | 18 | ... | ... | 32 | ... | 17 | 2 | ... | ... | 137 | 20 | 157 |
| CLASS II | | | | | | | | | | | | | |
| Domestic | 77 | 47 | 3 | 2 | 215 | 21 | 93 | 2 | 3 | ... | 391 | 72 | 463 |
| CLASS III | | | | | | | | | | | | | |
| Commercial | 25 | 2 | ... | ... | 110 | 13 | 152 | 7 | 116 | ... | 403 | 22 | 425 |
| CLASS IV | | | | | | | | | | | | | |
| Agricultural | 217 | 2 | 5 | ... | 3,818 | 191 | 3,086 | 230 | ... | ... | 7,126 | 423 | 7,549 |
| CLASS V | | | | | | | | | | | | | |
| Industrial | 1,074 | 140 | 2 | ... | 135 | 4 | 67 | ... | 5 | ... | 1,283 | 144 | 1,427 |
| CLASS VI | | | | | | | | | | | | | |
| Indefinite and non-productive | 952 | 2,018 | 1 | ... | 3,805 | 7,517 | 560 | 1,797 | 2 | 6 | 5,320 | 11,338 | 16,658 |
| Total | 2,433 | 2,227 | 11 | 2 | 8,119 | 7,746 | 3,975 | 2,038 | 126 | 6 | 14,660 | 12,019 | 26,679 |

APPENDIX No. 9

OCCUPATIONS OF THE POPULATION OF EACH DISTRICT

FLACQ

| OCCUPATIONS | Europeans, whites, mixed and coloured | | Africans | | Indo Mauritians | | Other Indians | | Chinese | | Total | | Grand Total | |
|---|---------------------------------------|------------|----------|---|-----------------|-----------|---------------|-----------|------------|---|-------|---|--------------|--------------|
| | M | F | M | F | M | F | M | F | M | F | M | F | | |
| CLASS I. | | | | | | | | | | | | | | |
| <i>Professional.</i> | | | | | | | | | | | | | | |
| Accountants | 9 | | | | | | | | | | | | 9 | 9 |
| Catechists | | | | | 1 | | | 2 | | | | | 3 | 3 |
| Chemists and Druggists | 2 | | | | | | | | | | | | 2 | 2 |
| Civil Service—Officers and Servants | 98 | 1 | | | 31 | | 17 | | | | | | 149 | 150 |
| Clerks—not Commercial | 23 | | | | 4 | | | | | | | | 27 | 27 |
| Midwives | | 2 | | | | | | | | | | | 2 | 2 |
| Ministers of Religion and Christian Priests | 4 | | | | | | | | | | | | 4 | 4 |
| Musicians | 2 | | | | | | | | | | | | 2 | 2 |
| Notaries | 1 | | | | | | | | | | | | 1 | 1 |
| Physicians and Surgeons | 4 | | | | | | | | | | | | 4 | 4 |
| Priests—not christian | | | | | 1 | | 5 | | | | | | 6 | 6 |
| Photographers | 1 | | | | | | | | | | | | 1 | 1 |
| Professors and Schoolmasters | 21 | 13 | | | 12 | | 3 | | | | | | 39 | 52 |
| Sisters of Mercy | | 17 | | | | | | | | | | | 17 | 17 |
| Ushers | 2 | | | | | | | | | | | | 2 | 2 |
| Weighers—Sworn | 1 | | | | | | | | | | | | 1 | 1 |
| Total | 171 | 33 | | | 52 | | 27 | | | | | | 250 | 283 |
| CLASS II | | | | | | | | | | | | | | |
| <i>Domestic</i> | | | | | | | | | | | | | | |
| Butlers | | | | | 2 | | | | | | | | 2 | 2 |
| Carters | 25 | | | | 230 | | 59 | | | | | | 314 | 314 |
| Coachmen | 19 | | | | 51 | | 14 | | | | | | 84 | 84 |
| Cooks | 27 | 3 | 1 | | 35 | 1 | 24 | 4 | 1 | | | | 91 | 99 |
| Domestic Servants—general | 68 | 90 | 1 | | 112 | 62 | 35 | 10 | | | | | 216 | 378 |
| Grooms | 7 | | | | 12 | | 21 | | | | | | 40 | 40 |
| Nurses | | 3 | | | | | | | | | | | 3 | 3 |
| Washermen and Laundresses | 2 | 7 | | | 19 | 9 | 12 | 4 | | | | | 33 | 53 |
| Total | 148 | 103 | 2 | | 161 | 72 | 165 | 18 | 4 | | | | 780 | 973 |
| CLASS III | | | | | | | | | | | | | | |
| <i>Commercial</i> | | | | | | | | | | | | | | |
| Boatmen | 2 | | | | 3 | | | | | | | | 5 | 5 |
| Booksellers | | | | | 1 | | | | | | | | 1 | 1 |
| Bread sellers | | | | | 1 | | | | | | | | 1 | 1 |
| Cake sellers | | | | | 2 | 3 | 5 | 2 | | | | | 7 | 12 |
| Carriers | | | | | 64 | 3 | 21 | 2 | | | | | 85 | 99 |
| Clerks—Commercial | 12 | | | | 35 | 5 | 19 | 1 | 164 | | | | 230 | 236 |
| Drapers and Haberdashers | | 1 | | | | | | | | | | | 1 | 1 |
| Fishmongers | 3 | | | | 11 | | 7 | | | | | | 24 | 21 |
| Hawkers and Pedlars | 8 | | | | 185 | 29 | 143 | 35 | 2 | | | | 338 | 402 |
| Iron Mongers | 1 | | | | | | 11 | | | | | | 12 | 12 |
| Livery Stable keepers | 1 | | | | 15 | 4 | 3 | | | | | | 19 | 20 |
| Merchants | | | | | | | 4 | | 1 | | | | 5 | 5 |
| Milk sellers | | | | | | 1 | 1 | 1 | | | | | 1 | 3 |
| Pastry Cooks, Confectioners and Victuallers | 3 | | | | | | | | | | | | 3 | 3 |
| Porters and Messengers | | | | | 11 | | 3 | | | | | | 17 | 17 |
| Seamen and Lascars | 30 | | | | 5 | | 2 | | | | | | 37 | 37 |
| Shop keepers | 2 | 1 | | | 20 | | 30 | 3 | 104 | | | | 153 | 157 |
| Timber merchants | 1 | | | | | | 1 | | | | | | 2 | 2 |
| Traders | 1 | | | | 10 | | 7 | 1 | 5 | | | | 23 | 24 |
| Vegetable Sellers | 5 | | | | 13 | 1 | 9 | 9 | | | | | 27 | 37 |
| Watchmen and Caretakers | 7 | | | | 13 | | 38 | | | | | | 58 | 58 |
| Total | 76 | 2 | | | 395 | 43 | 304 | 54 | 273 | | | | 1,048 | 1,117 |

APPENDIX No. 9

OCCUPATIONS OF THE POPULATION OF EACH DISTRICT

FLACQ—(Continued)

| OCCUPATIONS | Europeans, whites, mixed and coloured | | Africans | | Indo Mauritian | | Other Indians | | Chinese | | Total | | Grand Total |
|---|--|-------|----------|-----|----------------|--------|---------------|-------|---------|-----|--------|--------|-------------|
| | M | F | M | F | M | F | M | F | M | F | M | F | |
| | CLASS IV <i>Agricultural</i> | | | | | | | | | | | | |
| Charcoal burners | 2 | ... | ... | ... | ... | ... | ... | ... | ... | ... | 2 | | 2 |
| Clerks on Estates | 67 | ... | ... | ... | 5 | ... | ... | ... | ... | ... | 72 | | 72 |
| Gardeners | 11 | 1 | ... | ... | 372 | 57 | 326 | 45 | ... | ... | 712 | 103 | 815 |
| Herdsmen | 1 | ... | ... | ... | 1 | ... | 7 | ... | ... | ... | 9 | ... | 9 |
| Hospital Attendants | 29 | ... | ... | ... | 4 | 1 | 5 | 2 | ... | ... | 38 | 3 | 41 |
| Job-Contractors | 5 | ... | ... | ... | 12 | ... | 2 | ... | ... | ... | 19 | ... | 19 |
| Labourers | 223 | 87 | 1 | ... | 8,028 | 857 | 4,734 | 261 | ... | ... | 12,986 | 1,205 | 14,191 |
| Managers | 15 | ... | ... | ... | ... | ... | ... | ... | ... | ... | 15 | ... | 15 |
| Millers | 3 | ... | ... | ... | 7 | ... | 3 | ... | ... | ... | 13 | | 13 |
| Overseers | 52 | ... | ... | ... | 10 | ... | 3 | ... | ... | ... | 65 | ... | 65 |
| Planters | 75 | ... | ... | ... | 88 | 5 | 70 | 5 | ... | ... | 233 | 10 | 243 |
| Sirdars | 1 | ... | 3 | ... | 116 | ... | 114 | 2 | ... | ... | 234 | 2 | 236 |
| Sugar boilers | 26 | ... | ... | ... | 12 | ... | 7 | ... | ... | ... | 45 | ... | 45 |
| Watchmen | 15 | ... | 1 | ... | 28 | ... | 93 | ... | ... | ... | 137 | ... | 137 |
| Woodcutters | 20 | ... | ... | ... | ... | ... | ... | ... | ... | ... | 20 | ... | 20 |
| Total | 548 | 88 | 5 | ... | 8,683 | 920 | 5,364 | 315 | ... | ... | 14,600 | 1,323 | 15,923 |
| CLASS V <i>Industrial</i> | | | | | | | | | | | | | |
| Armourers and Gunsmiths | 1 | ... | ... | ... | ... | ... | ... | ... | ... | ... | 1 | ... | 1 |
| Bakers | 46 | ... | ... | ... | 11 | ... | 2 | ... | 1 | ... | 60 | ... | 60 |
| Barbers and Hair dressers | 3 | ... | ... | ... | 46 | ... | 23 | ... | ... | ... | 72 | ... | 72 |
| Basket makers | 1 | 1 | ... | ... | 3 | ... | 2 | ... | ... | ... | 6 | 1 | 7 |
| Black smiths | 132 | ... | ... | ... | 5 | ... | 4 | ... | ... | ... | 141 | | 141 |
| Builders and Architects | 1 | ... | ... | ... | ... | ... | ... | ... | ... | ... | 1 | | 1 |
| Butchers | 8 | ... | ... | ... | 6 | ... | 1 | ... | ... | ... | 15 | | 15 |
| Carpenters, Joiners and Cabinet Makers | 672 | ... | ... | ... | 37 | ... | 12 | ... | ... | ... | 721 | | 721 |
| Coach builders | 3 | ... | ... | ... | ... | ... | ... | ... | ... | ... | 3 | | 3 |
| Coopers | 2 | ... | ... | ... | ... | ... | 1 | ... | ... | ... | 3 | | 3 |
| Copper smiths and Brazers | 10 | ... | ... | ... | ... | ... | ... | ... | ... | ... | 10 | | 10 |
| Distillers | 3 | ... | ... | ... | ... | ... | ... | ... | ... | ... | 3 | | 3 |
| Dress-makers, Milliners and Sempstresses | ... | 476 | ... | ... | ... | 17 | ... | 9 | ... | ... | ... | 502 | 502 |
| Engineers and Mechanics | 192 | ... | ... | ... | 2 | ... | 8 | ... | ... | ... | 202 | | 202 |
| Farriers | 18 | ... | ... | ... | ... | ... | ... | ... | ... | ... | 18 | | 18 |
| Fishermen | 262 | ... | ... | ... | 6 | ... | 1 | ... | ... | ... | 269 | | 269 |
| Jewellers, Silver and Goldsmiths | ... | ... | ... | ... | 35 | ... | 12 | 3 | ... | ... | 47 | 3 | 50 |
| Lime burners | 2 | ... | ... | ... | 3 | ... | 1 | ... | ... | ... | 6 | | 6 |
| Masons and Bricklayers | 408 | ... | ... | ... | 12 | ... | 5 | ... | ... | ... | 425 | | 425 |
| Mattress makers | 1 | ... | ... | ... | ... | ... | ... | ... | ... | ... | 1 | | 1 |
| Painters and Glaziers | 11 | ... | ... | ... | 2 | ... | ... | ... | ... | ... | 13 | | 13 |
| Saddle and Harness makers | 30 | ... | ... | ... | 8 | ... | 10 | ... | ... | ... | 48 | | 48 |
| Sawyers | 14 | ... | ... | ... | 1 | ... | ... | ... | ... | ... | 15 | | 15 |
| Shoemakers | 86 | ... | ... | ... | 1 | ... | 5 | ... | ... | ... | 92 | | 92 |
| Tailors | 11 | ... | ... | ... | 1 | ... | 1 | ... | ... | ... | 13 | | 13 |
| Tinsmiths | 78 | ... | ... | ... | 1 | ... | ... | ... | ... | ... | 79 | | 79 |
| Tobacconists | 1 | ... | ... | ... | 1 | ... | 1 | ... | ... | ... | 3 | | 3 |
| Tomb builders | 1 | ... | ... | ... | ... | ... | ... | ... | ... | ... | 1 | | 1 |
| Watchmakers | ... | ... | ... | ... | 2 | ... | 1 | ... | ... | ... | 3 | | 3 |
| Wheelwrights | 83 | ... | ... | ... | 5 | ... | ... | ... | ... | ... | 88 | | 88 |
| Total | 2,083 | 477 | ... | ... | 188 | 17 | 90 | 12 | 1 | ... | 2,362 | 506 | 2,868 |
| CLASS VI <i>Indefinite and non productive</i> | | | | | | | | | | | | | |
| Independent Proprietors and Fund holders | 65 | 14 | ... | ... | 137 | 25 | 193 | 26 | ... | ... | 395 | 65 | 460 |
| Jobmen | 17 | ... | ... | ... | 137 | 23 | 28 | 2 | ... | ... | 182 | 25 | 207 |
| Persons not employed | 1,778 | 3,355 | ... | ... | 6,038 | 10,899 | 129 | 2,207 | 1 | ... | 8,245 | 16,165 | 24,710 |
| Persons whose employments are not stated | 284 | 965 | 1 | ... | 1,803 | 4,447 | 197 | 911 | 9 | ... | 2,294 | 6,323 | 8,617 |
| Total | 2,144 | 4,334 | 1 | ... | 8,115 | 15,394 | 847 | 3,116 | 9 | 4 | 11,116 | 22,878 | 33,994 |

RECAPITULATION

| | | | | | | | | | | | | | |
|-------------------------------|-----------|-------|-------|-----|-----|--------|--------|-------|-------|-----|--------|--------|--------|
| Professional | CLASS I | 171 | 33 | ... | ... | 52 | ... | 27 | ... | ... | 250 | 33 | 283 |
| Domestic | CLASS II | 148 | 103 | 2 | ... | 161 | 72 | 163 | 18 | 4 | 780 | 193 | 973 |
| Commercial | CLASS III | 76 | 2 | ... | ... | 395 | 43 | 301 | 51 | 273 | 1,048 | 99 | 1,147 |
| Agricultural | CLASS IV | 548 | 88 | 5 | ... | 8,683 | 920 | 5,364 | 315 | ... | 14,600 | 1,323 | 15,923 |
| Industrial | CLASS V | 2,083 | 477 | ... | ... | 188 | 17 | 90 | 12 | 1 | 2,362 | 506 | 2,868 |
| Indefinite and non-productive | CLASS VI | 2,144 | 4,334 | 1 | ... | 8,115 | 15,394 | 847 | 3,116 | 9 | 11,116 | 22,878 | 33,994 |
| Total | | 5,170 | 5,097 | 8 | ... | 17,894 | 16,446 | 6,797 | 3,545 | 287 | 30,156 | 25,032 | 55,188 |

APPENDIX No. 9

OCCUPATIONS OF THE POPULATION OF EACH DISTRICT

GRAND PORT

| OCCUPATIONS | Europeans, whites, mixed and coloured | | Africans | | Indo Mauritians | | Other Indians | | Chinese | | Total | | Grand Total |
|--|---|-----|----------|-----|--------------------|-----|------------------|-----|---------|-----|--------|-----|----------------|
| | M | F | M | F | M | F | M | F | M | F | M | F | |
| CLASS I | | | | | | | | | | | | | |
| <i>Professional.</i> | | | | | | | | | | | | | |
| Auctioneers | 1 | ... | ... | ... | ... | ... | ... | ... | ... | ... | 1 | ... | 1 |
| Accountants | 4 | ... | ... | ... | ... | ... | ... | ... | ... | ... | 4 | ... | 4 |
| Attorneys | 1 | ... | ... | ... | ... | ... | ... | ... | ... | ... | 1 | ... | 1 |
| Chemists and Druggists | 5 | ... | ... | ... | ... | ... | ... | ... | ... | ... | 5 | ... | 5 |
| Civil Service—Officers and Servants | 122 | ... | ... | ... | 34 | 6 | 19 | ... | ... | ... | 175 | 6 | 181 |
| Clerks—not commercial | 23 | ... | ... | ... | 2 | ... | 1 | ... | ... | ... | 26 | ... | 26 |
| Interpreters | ... | ... | ... | ... | ... | ... | 1 | ... | ... | ... | 1 | ... | 1 |
| Midwives | ... | 1 | ... | ... | ... | 1 | ... | 2 | ... | ... | ... | 1 | 4 |
| Ministers of Religion and Christian Priests | 2 | ... | ... | ... | ... | ... | ... | ... | ... | ... | 2 | ... | 2 |
| Musicians | 3 | ... | ... | ... | ... | ... | ... | ... | ... | ... | 3 | ... | 3 |
| Notaries | 1 | ... | ... | ... | ... | ... | ... | ... | ... | ... | 1 | ... | 1 |
| Physicians and Surgeons | 4 | ... | ... | ... | ... | ... | ... | ... | ... | ... | 4 | ... | 4 |
| Priests—not Christian | ... | ... | ... | ... | 10 | ... | 8 | ... | ... | ... | 18 | ... | 18 |
| Professors and Schoolmasters | 28 | 45 | ... | ... | 5 | ... | 3 | ... | ... | ... | 36 | 45 | 81 |
| Sisters of mercy | ... | 18 | ... | ... | ... | ... | ... | ... | ... | ... | ... | 18 | 18 |
| Surveyors | 3 | ... | ... | ... | ... | ... | ... | ... | ... | ... | 3 | ... | 3 |
| Ushers | 1 | ... | ... | ... | ... | ... | ... | ... | ... | ... | 1 | ... | 1 |
| Total | 198 | 64 | ... | ... | 51 | 7 | 32 | 2 | ... | ... | 281 | 73 | 354 |
| CLASS II | | | | | | | | | | | | | |
| <i>Domestic</i> | | | | | | | | | | | | | |
| Butlers | 1 | ... | ... | ... | ... | ... | ... | ... | ... | ... | 1 | ... | 1 |
| Coachmen | 5 | ... | ... | ... | 64 | ... | 22 | ... | ... | ... | 91 | ... | 94 |
| Cooks | 27 | 5 | 1 | ... | 43 | 4 | 19 | 1 | 4 | ... | 94 | 10 | 104 |
| Carters | 14 | ... | ... | ... | 56 | ... | 8 | ... | ... | ... | 78 | ... | 78 |
| Domestic servants | 45 | 200 | 15 | ... | 145 | 40 | 57 | ... | ... | ... | 262 | 240 | 502 |
| Grooms | 7 | ... | ... | ... | 5 | ... | 5 | ... | ... | ... | 17 | ... | 17 |
| Hospital attendants | 9 | 3 | ... | ... | ... | ... | ... | ... | ... | ... | 9 | 3 | 12 |
| Nurses | ... | 9 | ... | ... | ... | 1 | ... | ... | ... | ... | ... | 10 | 10 |
| Washermen and Laundresses | 3 | 25 | ... | ... | 21 | 6 | 12 | 8 | ... | ... | 36 | 39 | 75 |
| Total | 111 | 242 | 16 | ... | 334 | 51 | 123 | 9 | 4 | ... | 588 | 302 | 890 |
| CLASS III | | | | | | | | | | | | | |
| <i>Commercial</i> | | | | | | | | | | | | | |
| Boatmen | 7 | ... | ... | ... | 15 | ... | 3 | ... | ... | ... | 25 | ... | 25 |
| Carriers | 6 | ... | ... | ... | 68 | ... | 29 | ... | ... | ... | 103 | ... | 103 |
| Cake sellers | 3 | ... | ... | ... | 8 | 1 | 6 | 2 | ... | ... | 17 | 3 | 20 |
| Clerks—Commercial | 39 | 1 | ... | ... | 42 | ... | 36 | 1 | 166 | ... | 283 | 2 | 285 |
| Charcoal sellers | ... | ... | ... | ... | ... | ... | 1 | ... | ... | ... | 1 | ... | 1 |
| Fishmongers | ... | ... | ... | ... | 2 | ... | 3 | ... | ... | ... | 5 | ... | 5 |
| Hawkers and Pedlars | 15 | ... | 1 | ... | 107 | 34 | 122 | 16 | 2 | ... | 246 | 51 | 297 |
| Livery stable keepers | 1 | ... | ... | ... | 5 | ... | 5 | ... | ... | ... | 11 | ... | 11 |
| Merchants | ... | ... | ... | ... | 2 | ... | 3 | ... | ... | ... | 5 | ... | 5 |
| Pastry cooks, Confectioners and Victuallers | ... | ... | ... | ... | 5 | ... | 3 | 1 | 2 | ... | 10 | 1 | 11 |
| Porters and Messengers | 4 | 1 | ... | ... | 10 | ... | 10 | ... | ... | ... | 24 | 1 | 25 |
| Seamen and Lascars | 47 | ... | ... | ... | 8 | ... | ... | ... | ... | ... | 55 | ... | 55 |
| Shop-keepers | 17 | 1 | ... | ... | 30 | 5 | 36 | 2 | 91 | ... | 174 | 8 | 182 |
| Traders | 6 | 1 | ... | ... | 8 | 1 | 15 | ... | ... | ... | 29 | 2 | 31 |
| Vegetable Sellers | ... | ... | ... | ... | ... | ... | 2 | 1 | ... | ... | 2 | 1 | 3 |
| Watchmen and Caretakers | 12 | ... | ... | ... | 8 | ... | 4 | ... | ... | ... | 24 | ... | 24 |
| Total | 157 | 4 | ... | 1 | 318 | 41 | 278 | 23 | 261 | ... | 1,014 | 69 | 1,083 |
| CLASS IV | | | | | | | | | | | | | |
| <i>Agricultural</i> | | | | | | | | | | | | | |
| Clerks on Estates | 66 | ... | ... | ... | 4 | ... | 2 | ... | ... | ... | 72 | ... | 72 |
| Gardeners | 8 | ... | ... | ... | 221 | 30 | 173 | 11 | ... | ... | 402 | 41 | 443 |
| Herdsmen | ... | ... | ... | ... | ... | ... | 3 | 2 | ... | ... | 3 | 2 | 5 |
| Hospital attendants | 28 | ... | ... | ... | ... | ... | 1 | 3 | ... | ... | 29 | 3 | 32 |
| Job Contractors | 11 | ... | ... | ... | 25 | ... | 5 | ... | ... | ... | 41 | ... | 41 |
| Labourers | 170 | 3 | 3 | ... | 6,101 | 514 | 4,506 | 234 | ... | ... | 10,780 | 751 | 11,531 |
| Managers | 12 | ... | ... | ... | ... | ... | ... | ... | ... | ... | 12 | ... | 12 |
| Millers | 2 | ... | ... | ... | 5 | ... | 4 | ... | ... | ... | 11 | ... | 11 |
| Overseers | 41 | ... | ... | ... | 10 | ... | 5 | ... | ... | ... | 56 | ... | 56 |
| Planters | 50 | ... | ... | ... | 23 | 5 | 26 | 1 | ... | ... | 99 | 6 | 105 |
| Sirdars | 1 | ... | ... | ... | 59 | ... | 77 | ... | ... | ... | 137 | ... | 137 |
| Sugar boilers | 39 | ... | ... | ... | 13 | ... | 7 | ... | ... | ... | 59 | ... | 59 |
| Watchmen | 22 | ... | ... | ... | 11 | ... | 41 | ... | ... | ... | 74 | ... | 74 |
| Wood cutters | 161 | 1 | 3 | ... | 7 | ... | ... | ... | ... | ... | 171 | 1 | 172 |
| Total | 611 | 4 | 6 | ... | 6,479 | 549 | 4,850 | 251 | ... | ... | 11,946 | 804 | 12,750 |

APPENDIX No. 9

OCCUPATIONS OF THE POPULATION OF EACH DISTRICT.

GRAND PORT—(Continued)

| OCCUPATIONS. | Europeans, whites, mixed and coloured. | | Africans | | Indo Mauritian | | Other Indians | | Chinese | | Total | | Grand Total |
|---|--|-------|----------|---|----------------|--------|---------------|-------|---------|---|--------|--------|-------------|
| | M | F | M | F | M | F | M | F | M | F | M | F | |
| CLASS V | | | | | | | | | | | | | |
| <i>Industrial</i> | | | | | | | | | | | | | |
| Bakers ... | 97 | | | | 10 | | 1 | | 5 | | 113 | | 113 |
| Barbers and Hair dressers ... | 5 | | | | 31 | | 16 | | | | 52 | | 52 |
| Basket Makers ... | 2 | 6 | | | 1 | 2 | 3 | 3 | | | 6 | 11 | 17 |
| Blacksmiths ... | 133 | | | | 6 | | 1 | | | | 140 | | 140 |
| Butchers ... | 1 | | | | 11 | | | | 4 | | 16 | | 16 |
| Carpenters, Joiners and Turners ... | 639 | | | | 11 | | 3 | | | | 653 | | 653 |
| Caulkers ... | 5 | | | | | | | | | | 5 | | 5 |
| Coach builders ... | 8 | | | | | | | | | | 8 | | 8 |
| Coopers ... | 7 | | | | | | | | | | 7 | | 7 |
| Coppersmiths and Braziers ... | 2 | | | | | | | | | | 2 | | 2 |
| Carriers ... | 1 | | | | | | | | | | 1 | | 1 |
| Dress-makers, Milliners, and Seamstresses ... | | 736 | | | | 45 | | 2 | | | | 783 | 783 |
| Dyers ... | 1 | | | | | | | | | | 1 | | 1 |
| Engineers and Mechanics ... | 338 | | | | 9 | | 3 | | | | 350 | | 350 |
| Fishermen ... | 337 | | | | 24 | | 7 | | | | 368 | | 368 |
| Jewellers ... | 3 | | | | 21 | 1 | 17 | | | | 41 | 1 | 42 |
| Lime-burners ... | 2 | | | | | | | | | | 2 | | 2 |
| Mat and Bag-makers ... | | 33 | | | 3 | 2 | 3 | | | | 6 | 35 | 41 |
| Mattress-makers ... | 5 | | | | | 1 | | | | | 5 | 1 | 6 |
| Masons and Bricklayers ... | 407 | | | | 1 | | 2 | | | | 410 | | 410 |
| Painters ... | 12 | | | | | | | | | | 12 | | 12 |
| Sail makers ... | 1 | | | | | | | | | | 1 | | 1 |
| Saddle and Harness-makers ... | 35 | | | | 3 | | 7 | | | | 45 | | 45 |
| Stone-cutters ... | 1 | | | | | | | | | | 1 | | 1 |
| Shoemakers ... | 100 | | | | 2 | | 3 | | | | 105 | | 105 |
| Sawyers ... | 22 | | | | 1 | | | | | | 23 | | 23 |
| Tailors ... | 19 | | | | 1 | 9 | | 4 | | | 20 | 13 | 33 |
| Tinsmiths ... | 53 | | | | 2 | | 2 | | | | 57 | | 57 |
| Timber squarers ... | 16 | | | | | | | | | | 16 | | 16 |
| Tomb-builders ... | 2 | | | | | | | | | | 2 | | 2 |
| Tobacconists ... | 1 | | | | | | | | | | 1 | | 1 |
| Umbrella makers ... | | | | | | | 1 | | | | 1 | | 1 |
| Watchmakers ... | 4 | | | | 1 | | | | | | 5 | | 5 |
| Wheelwrights ... | 110 | | | | 5 | | 5 | | | | 120 | | 120 |
| Total | 2,369 | 775 | | | 143 | 60 | 74 | 9 | 9 | | 2,595 | 844 | 3,439 |
| CLASS VI | | | | | | | | | | | | | |
| <i>Indefinite and non-productive</i> | | | | | | | | | | | | | |
| Independent Proprietors and Fundholders ... | 136 | 54 | | | 281 | 52 | 325 | 60 | 1 | | 743 | 166 | 909 |
| Jobmen ... | 17 | | 1 | | 180 | 34 | 66 | 5 | | | 264 | 39 | 303 |
| Persons not employed ... | 1,620 | 3,231 | | | 5,143 | 8,329 | 169 | 1,277 | 4 | 1 | 6,936 | 12,838 | 19,774 |
| Persons whose employments are not stated ... | 927 | 1,774 | | | 1,759 | 4,072 | 194 | 1,332 | 8 | | 2,888 | 7,178 | 10,066 |
| Total | 2,700 | 5,059 | 1 | | 7,363 | 12,487 | 754 | 2,674 | 13 | 1 | 10,831 | 20,221 | 31,052 |

RECAPITULATION

| | | | | | | | | | | | | | |
|-----------------------------------|-------|-------|----|---|--------|--------|-------|-------|-----|---|--------|--------|--------|
| Professional ... | 198 | 64 | | | 51 | 7 | 32 | 2 | | | 281 | 73 | 354 |
| Domestic ... | 123 | 242 | 4 | | 334 | 51 | 123 | 9 | 4 | | 588 | 302 | 890 |
| Commercial ... | 157 | 4 | | 1 | 318 | 41 | 278 | 23 | 261 | | 1,014 | 69 | 1,083 |
| Agricultural ... | 611 | 4 | 6 | | 6,479 | 549 | 4,850 | 251 | | | 11,916 | 804 | 12,750 |
| Industrial ... | 2,369 | 775 | | | 143 | 60 | 74 | 9 | 9 | | 2,595 | 844 | 3,439 |
| Indefinite and Non-productive ... | 2,700 | 5,059 | 1 | | 7,363 | 12,487 | 754 | 2,674 | 13 | 1 | 10,831 | 20,221 | 31,052 |
| Total | 6,158 | 6,148 | 11 | 1 | 14,688 | 13,195 | 6,111 | 2,963 | 287 | 1 | 27,255 | 22,313 | 49,568 |

APPENDIX No. 9

OCCUPATIONS OF THE POPULATION OF EACH DISTRICT

SAVANNE

| OCCUPATIONS | Europeans, whites, mixed and coloured | | Africans | | Indo Mauritian | | Other Indians | | Chinese | | Total | | Grand Total | |
|---|---------------------------------------|-----|----------|---|----------------|-----|---------------|---|---------|-----|-------|------|-------------|-------|
| | M | F | M | F | M | F | M | F | M | F | M | F | | |
| CLASS I | | | | | | | | | | | | | | |
| <i>Professional</i> | | | | | | | | | | | | | | |
| Accountants | 10 | | | | 1 | | | | | | | 11 | | 11 |
| Catechists | 1 | | | | 3 | | | | 1 | | | 5 | | 5 |
| Chemists and Druggists | 2 | | | | | | | | | | | 2 | | 2 |
| Civil Service—Officers and Servants | 83 | 1 | | | 28 | | | | 31 | | | 142 | 1 | 143 |
| Clerks - not commercial | 9 | | | | | | | | | | | 9 | | 9 |
| Interpreters | | | | | 1 | | | | | | | 1 | | 1 |
| Midwives | | 6 | | | | | | | | | | | 6 | 6 |
| Ministers of Religion and Christian Priests | 3 | | | | | | | | | | | 3 | | 3 |
| Musicians | 2 | 3 | | | | | | | | | | 2 | 3 | 5 |
| Notaries | 1 | | | | | | | | | | | 1 | | 1 |
| Physicians and Surgeons | 3 | | | | | | | | | | | 3 | | 3 |
| Priests not christian | | | | | 3 | | | | 3 | | | 6 | | 6 |
| Professors and Schoolmasters | 19 | 11 | | | 10 | | | | 2 | | | 31 | 11 | 42 |
| Sisters of Mercy | | 8 | | | | | | | | | | | 8 | 8 |
| Weighers - Sworn | 1 | | | | | | | | | | | 1 | | 1 |
| Total | 134 | 29 | | | 46 | | | | 37 | | | 217 | 29 | 246 |
| CLASS II | | | | | | | | | | | | | | |
| <i>Domestic</i> | | | | | | | | | | | | | | |
| Butlers | 1 | | | | | | | | | | | 7 | | 7 |
| Carters | 21 | | | | 63 | | | | 17 | | | 101 | | 101 |
| Coachmen | 6 | | | | 51 | | | | 11 | | | 68 | | 68 |
| Cooks | 15 | 1 | | | 19 | | | | 12 | 10 | | 56 | 1 | 57 |
| Domestic Servants | 44 | 100 | | | 127 | 37 | | | 38 | 11 | 2 | 211 | 148 | 359 |
| Grooms | 9 | | | | 10 | | | | 8 | | | 27 | | 27 |
| Nurses | | 1 | | | | 1 | | | | 2 | | | 4 | 4 |
| Washerwomen and Laundresses | | 20 | | | 12 | 6 | | | 15 | 4 | | 27 | 30 | 57 |
| Total | 96 | 122 | | | 287 | 44 | | | 102 | 17 | 12 | 497 | 183 | 680 |
| CLASS III | | | | | | | | | | | | | | |
| <i>Commercial</i> | | | | | | | | | | | | | | |
| Boatmen | | | | | 1 | | | | | | | 1 | | 1 |
| Booksellers | | | | | 1 | | | | | | | 1 | | 1 |
| Bread sellers | | | | | 5 | | | | | | | 5 | 2 | 7 |
| Brokers | 1 | | | | | | | | | | | 1 | | 1 |
| Cake sellers | 1 | | | | 2 | | | | 1 | 1 | | 7 | 1 | 8 |
| Carriers | 3 | | | | 27 | 1 | | | 9 | | | 39 | 1 | 40 |
| Charcoal sellers | 2 | | | | 2 | | | | 2 | | | 6 | | 6 |
| Clerks Commercial | 24 | 1 | | | 23 | 2 | | | 8 | | 85 | 140 | 3 | 143 |
| Gandia Sellers | | | | | 1 | | | | 1 | | | 2 | | 2 |
| Haberdashers | | 1 | | | | | | | | | | | 1 | 1 |
| Hawkers and Pedlars | 4 | | | | 52 | 19 | | | 61 | 10 | 4 | 121 | 29 | 150 |
| Iron Mongers | | | | | 2 | | | | 4 | | | 6 | | 6 |
| Livery Stable Keepers | | | | | 11 | 1 | | | 3 | | | 14 | 1 | 15 |
| Merchants | 1 | | | | 1 | | | | 2 | | | 7 | | 7 |
| Milk Sellers | | | | | 1 | 1 | | | 2 | | | 3 | 1 | 4 |
| Opium Sellers | | | | | | | | | | | 1 | 1 | | 1 |
| Pastry Cooks and Victuallers | | | | | 3 | | | | 1 | | | 4 | | 4 |
| Porters and Messengers | | | | | 12 | | | | 5 | | | 17 | | 17 |
| Seamen and Lascars | 92 | | 3 | | 4 | | | | 1 | | | 100 | | 100 |
| Shopkeepers | 6 | | | | 14 | 2 | | | 18 | 1 | 93 | 131 | 3 | 134 |
| Timber merchants | | | | | 5 | | | | | | | 5 | | 5 |
| Traders | 1 | 1 | | | 10 | 1 | | | 10 | 1 | | 21 | 6 | 27 |
| Vegetables Sellers | | | | | 4 | 5 | | | 15 | 4 | | 19 | 9 | 28 |
| Watchmen and Caretakers | 11 | 2 | | | 4 | | | | 14 | | | 29 | 2 | 31 |
| Total | 146 | 5 | 3 | | 185 | 37 | | | 160 | 17 | 186 | 680 | 59 | 739 |
| CLASS IV | | | | | | | | | | | | | | |
| <i>Agricultural</i> | | | | | | | | | | | | | | |
| Clerks on Estates | 51 | | | | 3 | | | | 2 | | 2 | 58 | | 58 |
| Gardeners | 5 | 1 | 1 | 2 | 110 | 21 | | | 136 | 22 | | 252 | 49 | 301 |
| Herdsmen | | | | | 3 | | | | 1 | | | 4 | | 4 |
| Hospital Attendants | 22 | 2 | | | 3 | 5 | | | 3 | 1 | | 28 | 5 | 33 |
| Job Contractors | 1 | | | | 10 | | | | 6 | | | 17 | | 17 |
| Labourers | 73 | 1 | 2 | | 1633 | 632 | | | 4083 | 230 | | 8841 | 866 | 9707 |
| Mintars | 1 | | | | | | | | | | | 13 | | 13 |
| Millers | 4 | | | | 3 | | | | 2 | | | 9 | | 9 |
| Oversers | 26 | | | | 4 | | | | | | | 31 | | 31 |
| Planters | 26 | 1 | | | 2 | | | | 30 | 5 | | 91 | 6 | 97 |
| Saddlers | 1 | | | | 6 | | | | 87 | | | 174 | | 174 |
| Sugar boiler | 2 | | | | 8 | | | | 6 | | | 41 | | 41 |
| Wagonmen | 1 | | 2 | | 1 | | | | 62 | | | 112 | | 112 |
| Woodcutters | 122 | | 1 | | 4 | | | | 1 | | | 128 | | 128 |
| Total | 392 | 8 | 6 | | 1949 | 661 | | | 1129 | 258 | 2 | 9799 | 929 | 10728 |

APPENDIX No. 9

OCCUPATIONS OF THE POPULATION OF EACH DISTRICT

SAVANNE—(Continued)

| OCCUPATIONS | Europeans, whites, mixed and coloured | | Africans | | Indo Mauritians | | Other Indians | | Chinese | | Total | | Grand Total |
|--|---|-------|----------|---|--------------------|-------|------------------|-------|---------|---|-------|--------|----------------|
| | M | F | M | F | M | F | M | F | M | F | M | F | |
| CLASS V | | | | | | | | | | | | | |
| <i>Industrial</i> | | | | | | | | | | | | | |
| Bakers | 33 | | | | 5 | | 1 | | 3 | | 42 | | 42 |
| Barbers and Hair dressers | | | | | 26 | | 13 | | | | 39 | | 39 |
| Basket Makers | | | | | 3 | | 1 | | | | 4 | | 4 |
| Blacksmiths | 89 | | | | 8 | | 5 | | | | 102 | | 102 |
| Butchers | 4 | | | | 12 | | | | 1 | | 17 | | 17 |
| Carpenters, Joiners and Cabinet Makers | 360 | | | | 37 | | 8 | | | | 405 | | 405 |
| Coach builders | 1 | | | | | | | | | | 1 | | 1 |
| Copper smiths and braziers | 34 | | | | | | | | | | 34 | | 34 |
| Dress makers, Milliners and Seamstresses | | 133 | | | | 38 | | 5 | | 1 | | 177 | 177 |
| Engineers and Mechanics | 154 | | 1 | | 27 | | 8 | | 1 | | 191 | | 191 |
| Farriers | 5 | | | | | | | | | | 5 | | 5 |
| Fishermen | 72 | | | | 9 | | 3 | | | | 84 | | 84 |
| Jewellers, Silver and Goldsmiths | 1 | | | | 17 | 1 | 8 | | | | 26 | 1 | 27 |
| Lime burners | | | | | 1 | | | | | | 1 | | 1 |
| Masons and Brick layers | 220 | | | | 7 | | 3 | | | | 230 | | 230 |
| Mat and Bag Makers | | 16 | 1 | | | | | | | | 1 | 16 | 17 |
| Mattress Makers | 2 | | | | | | 1 | | | | 3 | | 3 |
| Painters | 3 | | | | | | 1 | | | | 4 | | 4 |
| Saddle and Harness Makers | 17 | | | | 3 | | 8 | | | | 28 | | 28 |
| Sail Makers | | | | | | | 1 | | | | 1 | | 1 |
| Savvyers | 27 | | | | 10 | | | | | | 37 | | 37 |
| Shoemakers | 49 | | | | 4 | | | | | | 53 | | 53 |
| Soap Makers | 1 | | | | | | | | | | 1 | | 1 |
| Stokers | 2 | | | | | | 2 | | | | 4 | | 4 |
| Tailors | 7 | | | | 1 | | 2 | | | | 10 | | 10 |
| Timber squarers | 4 | | | | | | | | | | 4 | | 4 |
| Tinsmiths | 32 | | | | 7 | | | | 1 | | 40 | | 40 |
| Tobacconists | | | | | 1 | | | | | | 1 | | 1 |
| Upholsterers | 1 | | | | | | | | | | 1 | | 1 |
| Watch Makers | | | | | 1 | | 1 | | | | 2 | | 2 |
| Wheelrights | 32 | | | | 5 | | 1 | | | | 38 | | 38 |
| Total | 1,150 | 149 | 2 | | 184 | 39 | 67 | 5 | 6 | 1 | 1,409 | 194 | 1,603 |
| CLASS VI | | | | | | | | | | | | | |
| <i>Indefinite and non-productive</i> | | | | | | | | | | | | | |
| Independent Proprietors and Fundholders | 28 | 11 | | | 80 | 16 | 103 | 23 | 1 | | 212 | 50 | 262 |
| Jobmen | 27 | | | | 5 | | | | | | 32 | | 32 |
| Persons without employment | 1,292 | 2,426 | 1 | 1 | 3,725 | 7,099 | 231 | 1,613 | 2 | 1 | 5,254 | 11,143 | 16,397 |
| Persons whose employments are not stated | 155 | 530 | 3 | | 938 | 1,983 | 66 | 512 | | 2 | 1,162 | 3,027 | 4,189 |
| Total | 1,502 | 2,967 | 4 | | 4,748 | 9,098 | 403 | 2,148 | 3 | 6 | 6,660 | 14,220 | 20,880 |

RECAPITULATION

| | | | | | | | | | | | | | | |
|-------------------------------|-----------|-------|-------|----|---|--------|-------|-------|-------|-----|-------|--------|--------|--------|
| Professional | CLASS I | 134 | 29 | | | 16 | | 37 | | 3 | 217 | 29 | 246 | |
| Domestic | CLASS II | 96 | 122 | | | 287 | 44 | 102 | 17 | 12 | 497 | 183 | 680 | |
| Commercial | CLASS III | 146 | 5 | 3 | | 185 | 37 | 160 | 17 | 183 | 680 | 59 | 739 | |
| Agricultural | CLASS IV | 392 | 8 | 6 | 2 | 4,979 | 667 | 4,420 | 258 | 2 | 9,799 | 929 | 10,728 | |
| Industrial | CLASS V | 1,150 | 149 | 2 | | 184 | 39 | 67 | 5 | 6 | 1,409 | 194 | 1,603 | |
| Indefinite and non-Productive | CLASS VI | 1,502 | 2,967 | 4 | 1 | 4,748 | 9,098 | 403 | 2,148 | 3 | 6 | 6,660 | 14,220 | 20,880 |
| Total | | 3,420 | 3,280 | 15 | 3 | 10,429 | 9,879 | 5,189 | 2,445 | 209 | 7 | 19,262 | 15,614 | 34,876 |

APPENDIX No. 9

OCCUPATIONS OF THE POPULATION OF EACH DISTRICT

BLACK RIVER

| OCCUPATIONS | Europeans, whites, mixed and coloured | | Africans | | Indo Mauritians | | Other Indians | | Chinese | | Total | | Grand Total |
|---|---------------------------------------|----|----------|----|-----------------|----|---------------|----|---------|----|-------|----|-------------|
| | M | F | M | F | M | F | M | F | M | F | M | F | |
| CLASS I | | | | | | | | | | | | | |
| <i>Professional</i> | | | | | | | | | | | | | |
| Catechists | 2 | .. | .. | .. | .. | .. | .. | .. | .. | .. | 2 | .. | 2 |
| Civil Service— Officers and Servants | 42 | .. | 3 | .. | 15 | .. | 5 | .. | .. | .. | 65 | .. | 65 |
| Clerks—not commercial | 1 | .. | .. | .. | .. | .. | .. | .. | .. | .. | 1 | .. | 1 |
| Midwives | .. | 2 | .. | .. | .. | .. | .. | .. | .. | .. | .. | 2 | 2 |
| Ministers of Religion and Christian priests | 2 | .. | .. | .. | .. | .. | .. | .. | .. | .. | 2 | .. | 2 |
| Priests not christian | .. | .. | .. | .. | .. | .. | 4 | .. | .. | .. | 4 | .. | 4 |
| Professors and School Masters | 8 | 4 | .. | .. | .. | .. | .. | .. | .. | .. | 8 | 4 | 12 |
| Total | 55 | 6 | 3 | .. | 15 | .. | 9 | .. | .. | .. | 82 | 6 | 88 |
| CLASS II | | | | | | | | | | | | | |
| <i>Domestic</i> | | | | | | | | | | | | | |
| Butlers | 1 | .. | .. | .. | 1 | .. | .. | .. | .. | .. | 2 | .. | 2 |
| Carters | 6 | .. | .. | .. | 19 | .. | 3 | .. | .. | .. | 58 | .. | 58 |
| Coachmen | 16 | .. | .. | .. | 21 | .. | 1 | .. | .. | .. | 38 | .. | 38 |
| Cooks | 13 | 1 | 1 | .. | 14 | 1 | 3 | .. | 4 | .. | 35 | 2 | 37 |
| Domestic Servants | 19 | 16 | .. | .. | 34 | 3 | 26 | .. | .. | .. | 79 | 19 | 98 |
| Grooms | 1 | .. | .. | .. | 8 | .. | 1 | .. | .. | .. | 10 | .. | 10 |
| Nurses | .. | .. | .. | .. | .. | 2 | .. | .. | .. | .. | .. | 2 | 2 |
| Washermen and Laundresses | 10 | 5 | .. | .. | 3 | 2 | 7 | .. | .. | .. | 20 | 7 | 27 |
| Total | 66 | 22 | 1 | .. | 130 | 8 | 41 | .. | .. | .. | 242 | 30 | 272 |
| CLASS III | | | | | | | | | | | | | |
| <i>Commercial</i> | | | | | | | | | | | | | |
| Cake sellers | .. | .. | .. | .. | 2 | .. | .. | .. | .. | .. | 2 | .. | 2 |
| Carriers | 4 | .. | .. | .. | 9 | .. | 3 | 2 | .. | .. | 16 | 2 | 18 |
| Charcoal sellers | .. | .. | .. | .. | 9 | 2 | 2 | .. | .. | .. | 11 | 2 | 13 |
| Clerks—commercial | 10 | .. | .. | .. | 8 | .. | 3 | .. | 64 | .. | 85 | .. | 85 |
| Hawkers and Pedlars | 5 | .. | .. | .. | 34 | 3 | 27 | 3 | .. | .. | 66 | 6 | 72 |
| Livery stable keepers | 2 | .. | .. | .. | 8 | .. | 1 | .. | .. | .. | 11 | .. | 11 |
| Merchants | 1 | .. | .. | .. | .. | .. | .. | .. | .. | .. | 1 | .. | 1 |
| Milk sellers | .. | .. | .. | .. | 1 | .. | .. | .. | .. | .. | 1 | .. | 1 |
| Porters and Messengers | 3 | .. | .. | .. | 1 | .. | 1 | .. | .. | .. | 5 | .. | 5 |
| Seamen and Lascars | 34 | .. | .. | .. | .. | .. | .. | .. | .. | .. | 34 | .. | 34 |
| Shopkeepers | .. | .. | .. | .. | 3 | .. | 2 | 3 | 13 | .. | 48 | 3 | 51 |
| Traders | 3 | .. | .. | .. | .. | .. | 1 | .. | .. | 1 | 4 | 1 | 5 |
| Vegetable sellers | .. | .. | .. | .. | .. | 1 | 3 | .. | .. | .. | 3 | 1 | 4 |
| Watchmen and Caretakers | 1 | .. | .. | .. | 2 | .. | 5 | .. | .. | .. | 8 | .. | 8 |
| Total | 63 | .. | .. | .. | 77 | 6 | 48 | 8 | 107 | 1 | 295 | 15 | 310 |
| CLASS IV | | | | | | | | | | | | | |
| <i>Agricultural</i> | | | | | | | | | | | | | |
| Charcoal burners | 16 | .. | .. | .. | 51 | 3 | 16 | .. | .. | .. | 83 | 3 | 86 |
| Clerks on Estates | 5 | .. | .. | .. | 3 | .. | .. | .. | .. | .. | 8 | .. | 8 |
| Gardeners | 9 | .. | .. | .. | 290 | 8 | 207 | 4 | .. | .. | 506 | 12 | 518 |
| Herdsmen | 1 | .. | 3 | .. | 11 | .. | 14 | .. | .. | .. | 29 | .. | 29 |
| Hospital Attendants | 7 | .. | .. | .. | 3 | .. | 1 | .. | .. | .. | 11 | .. | 11 |
| Job Contractors | 1 | .. | .. | .. | .. | .. | 1 | .. | .. | .. | 2 | .. | 2 |
| Laborer | 81 | 4 | 10 | .. | 1,510 | 56 | 753 | 23 | .. | .. | 2,357 | 83 | 2,440 |
| Managers | 4 | .. | .. | .. | .. | .. | 1 | .. | .. | .. | 5 | .. | 5 |
| Millers | 5 | .. | .. | .. | .. | .. | .. | .. | .. | .. | 5 | .. | 5 |
| Overscers | 20 | .. | .. | .. | 1 | .. | .. | .. | .. | .. | 21 | .. | 21 |
| Planters | 19 | .. | .. | .. | 20 | .. | 6 | .. | .. | .. | 45 | .. | 45 |
| Sirdars | 1 | .. | .. | .. | 46 | .. | 14 | .. | .. | .. | 61 | .. | 61 |
| Sugar boilers | 5 | .. | .. | .. | .. | .. | .. | .. | .. | .. | 5 | .. | 5 |
| Watchmen | 3 | .. | .. | .. | 6 | .. | 10 | .. | .. | .. | 19 | .. | 19 |
| Wood cutters | 62 | .. | 2 | .. | 11 | .. | .. | .. | .. | .. | 75 | .. | 75 |
| Total | 242 | 4 | 15 | .. | 1,952 | 67 | 1,023 | 27 | .. | .. | 3,232 | 98 | 3,330 |

APPENDIX No. 9

OCCUPATIONS OF THE POPULATION OF EACH DISTRICT

BLACK RIVER—(Continued)

| OCCUPATIONS | Europeans, whites, mixed and coloured | | Africans | | Indo Mauritians | | Other Indians | | Chinese | | Total | | Grand Total |
|--|---------------------------------------|-------|----------|-----|-----------------|-------|---------------|-----|---------|-----|-------|-------|-------------|
| | M | F | M | F | M | F | M | F | M | F | M | F | |
| | CLASS V | | | | | | | | | | | | |
| <i>Industrial</i> | | | | | | | | | | | | | |
| Bakers ... | 69 | ... | 1 | ... | 4 | ... | ... | ... | ... | ... | 74 | ... | 74 |
| Barbers and Hairdressers ... | 1 | ... | ... | ... | 10 | ... | 4 | ... | ... | ... | 15 | ... | 15 |
| Basket makers ... | 1 | ... | ... | ... | ... | ... | ... | ... | ... | ... | 1 | ... | 1 |
| Blacksmiths ... | 69 | ... | ... | ... | ... | ... | ... | ... | ... | ... | 69 | ... | 69 |
| Butchers ... | 3 | ... | ... | ... | ... | ... | ... | ... | ... | ... | 3 | ... | 3 |
| Carpenters ... | 290 | ... | ... | ... | 16 | ... | 1 | ... | ... | ... | 307 | ... | 307 |
| Coach builders ... | 5 | ... | ... | ... | ... | ... | ... | ... | ... | ... | 5 | ... | 5 |
| Coopers ... | 5 | ... | ... | ... | ... | ... | ... | ... | ... | ... | 5 | ... | 5 |
| Coppersmiths and Braziers ... | 1 | ... | ... | ... | ... | ... | ... | ... | ... | ... | 1 | ... | 1 |
| Dressmakers, Milliners and Seamstresses ... | ... | 10 | ... | ... | ... | ... | ... | ... | ... | ... | ... | 10 | 10 |
| Engineers and Mechanics ... | 25 | ... | ... | ... | 3 | ... | 1 | ... | ... | ... | 29 | ... | 29 |
| Fishermen ... | 222 | ... | 2 | ... | 22 | ... | 2 | ... | ... | ... | 248 | ... | 248 |
| Jewellers ... | ... | ... | ... | ... | 4 | ... | ... | ... | ... | ... | 4 | ... | 4 |
| Masons and Bricklayers ... | 155 | ... | 2 | ... | 6 | ... | ... | ... | ... | ... | 163 | ... | 163 |
| Mattress makers ... | 1 | ... | ... | ... | ... | ... | ... | ... | ... | ... | 1 | ... | 1 |
| Painters, Glaziers and Plumbers ... | 5 | ... | ... | ... | ... | ... | ... | ... | ... | ... | 5 | ... | 5 |
| Printers ... | 1 | ... | 1 | ... | 3 | ... | ... | ... | ... | ... | 5 | ... | 5 |
| Saddle and Harness makers ... | 4 | ... | ... | ... | 2 | ... | ... | ... | ... | ... | 6 | ... | 6 |
| Sawyers ... | 1 | ... | ... | ... | ... | ... | ... | ... | ... | ... | 1 | ... | 1 |
| Shoemakers ... | 16 | ... | ... | ... | 1 | ... | 1 | ... | ... | ... | 18 | ... | 18 |
| Timber Squatters ... | 1 | ... | 1 | ... | 1 | ... | ... | ... | ... | ... | 3 | ... | 3 |
| Tinsmiths ... | 20 | ... | ... | ... | 2 | ... | ... | ... | ... | ... | 22 | ... | 22 |
| Tomb builders ... | 1 | ... | ... | ... | ... | ... | ... | ... | ... | ... | 1 | ... | 1 |
| Wheelwrights ... | 23 | ... | ... | ... | 2 | ... | 1 | ... | ... | ... | 26 | ... | 26 |
| Total ... | 919 | 10 | 7 | ... | 76 | ... | 10 | ... | ... | ... | 1,012 | 10 | 1,022 |
| CLASS VI | | | | | | | | | | | | | |
| <i>Indefinite and non-productive</i> | | | | | | | | | | | | | |
| Independent Proprietors and Freeholders ... | 34 | 1 | ... | ... | 6 | 3 | 7 | 1 | ... | ... | 47 | 5 | 52 |
| Jobmen ... | 48 | ... | 2 | ... | 156 | 4 | 34 | ... | ... | ... | 240 | 4 | 244 |
| Persons not employed ... | 388 | 1,043 | 1 | 4 | 533 | 1,900 | 13 | 388 | ... | ... | 935 | 3,335 | 4,270 |
| Persons whose employments are not stated ... | 573 | 1,074 | 5 | 11 | 999 | 1,583 | 22 | 206 | 1 | 1 | 1,600 | 2,875 | 4,475 |
| Total ... | 1,043 | 2,118 | 8 | 15 | 1,694 | 3,490 | 76 | 595 | 1 | 1 | 2,822 | 6,219 | 9,041 |

RECAPITULATION

| | | | | | | | | | | | | | | | |
|-----------------------------------|-----------|-----|-------|-------|-----|-----|-------|-------|-------|-----|-----|-------|-------|-------|--------|
| Professional ... | CLASS I | ... | 55 | 6 | 3 | ... | 15 | ... | 9 | ... | ... | 82 | 6 | 88 | |
| Domestic ... | CLASS II | ... | 65 | 22 | 1 | ... | 130 | 8 | 41 | ... | 4 | 242 | 30 | 272 | |
| Commercial ... | CLASS III | ... | 63 | ... | ... | ... | 77 | 6 | 48 | 8 | 107 | 1 | 295 | 15 | 310 |
| Agricultural ... | CLASS IV | ... | 212 | 4 | 15 | ... | 1,952 | 67 | 1,023 | 27 | ... | ... | 3,232 | 98 | 3,330 |
| Industrial ... | CLASS V | ... | 919 | 10 | 7 | ... | 76 | ... | 10 | ... | ... | 1,012 | 10 | 1,022 | |
| Indefinite and non-productive ... | CLASS VI | ... | 1,043 | 2,118 | 8 | 15 | 1,694 | 3,490 | 76 | 595 | 1 | 1 | 2,822 | 6,219 | 9,041 |
| Total ... | | ... | 2,588 | 2,160 | 31 | 15 | 3,941 | 3,371 | 1,207 | 630 | 112 | 2 | 7,685 | 6,378 | 14,063 |

APPENDIX No. 9

OCCUPATIONS OF THE POPULATION OF EACH DISTRICT

PLAINES WILHEMS

| OCCUPATIONS | Europeans, whites, mixed and coloured | | Africans | | Indo Mutritians | | Other Indians | | Chinese | | Total | | Grand Total |
|---|---------------------------------------|-------|----------|---|-----------------|-----|---------------|-----|---------|---|-------|-------|-------------|
| | M | F | M | F | M | F | M | F | M | F | M | F | |
| CLASS I | | | | | | | | | | | | | |
| <i>Professional.</i> | | | | | | | | | | | | | |
| Auctioneers | 3 | | | | | | | | | | 3 | | 3 |
| Accountants | 29 | | | | | | | | | | 29 | | 29 |
| Agents - House Land and Cattle | 1 | | | | 3 | | 2 | | | | 6 | | 6 |
| Attorneys | 27 | | | | | | | | | | 27 | | 27 |
| Barristers | 14 | | | | | | | | | | 14 | | 14 |
| Bankers | 2 | | | | | | | | | | 2 | | 2 |
| Catechists | 2 | | | | 2 | | 6 | | | | 10 | | 19 |
| Chemists and Druggists | 33 | | | | | | | | | | 33 | | 33 |
| Civil Service - Officers and Servants | 486 | | | | 85 | | 41 | 1 | | | 612 | 1 | 613 |
| Clerks - not commercial | 184 | | | | 21 | | 6 | | 7 | | 218 | | 218 |
| Compounders | 2 | | | | 1 | | | | | | 3 | | 3 |
| Consuls | 2 | | | | | | | | | | 2 | | 2 |
| Dentists | 1 | | | | | | | | | | 1 | | 1 |
| Editors of Newspapers | 12 | 1 | | | | | | | | | 12 | 1 | 13 |
| Interpreters | | | | | 2 | | 1 | | | | 3 | | 3 |
| Midwives | | 14 | | | | 3 | | 4 | | | | 21 | 21 |
| Ministers of Religion and Christian Priests | 42 | | | | | | | | | | 42 | | 42 |
| Musicians | 5 | 10 | | | | | | | | | 5 | 10 | 15 |
| Municipal Corporation - Officers and Servants | 12 | | | | | | | | | | 12 | | 12 |
| Notaries | 11 | | | | | | | | | | 11 | | 11 |
| Photographers | 6 | | | | | | | | | | 6 | | 6 |
| Physicians and Surgeons | 27 | | | | | | | | | | 27 | | 27 |
| Priests - not Christian | | | | | 4 | | 14 | | | | 18 | | 18 |
| Professors and Schoolmasters | 109 | 151 | | | 31 | 1 | 9 | | | | 149 | 155 | 304 |
| Sisters of mercy | | 62 | | | | | | | | | | 62 | 62 |
| Surveyors - Land and Marine | 18 | | | | 1 | | | | | | 19 | | 19 |
| Stevidores | 1 | | | | | | | | | | 1 | | 1 |
| Ushers | 13 | | | | | | | | | | 13 | | 13 |
| Veterinary Surgeons | 3 | | | | | | | | | | 3 | | 3 |
| Weighers - Sworn | 1 | | | | 1 | | | | | | 2 | | 2 |
| Total | 1,037 | 238 | | | 151 | 7 | 79 | 5 | 7 | | 1,274 | 250 | 1,524 |
| CLASS II | | | | | | | | | | | | | |
| <i>Domestic</i> | | | | | | | | | | | | | |
| Butlers | 7 | | | | 40 | | 8 | | | | 55 | | 55 |
| Coachmen | 149 | | | | 200 | | 60 | | | | 409 | | 409 |
| Cooks | 436 | 115 | 2 | | 332 | 60 | 179 | 12 | 10 | | 959 | 187 | 1,146 |
| Carters | 15 | | | | 213 | | 44 | | | | 272 | | 272 |
| Domestic servants | 409 | 1,077 | 1 | 1 | 913 | 297 | 192 | 28 | 1 | | 1,129 | 1,493 | 2,832 |
| Grooms | 16 | | | | 90 | | 14 | | | | 120 | | 120 |
| Nurses | | 276 | | 1 | | 56 | | 9 | | | | 342 | 342 |
| Washermen and Laundresses | 14 | 62 | 1 | 1 | 180 | 92 | 109 | 31 | | | 304 | 186 | 490 |
| Total | 1,046 | 1,530 | 7 | 3 | 1,968 | 595 | 516 | 80 | 11 | | 3,518 | 2,118 | 5,636 |
| CLASS III | | | | | | | | | | | | | |
| <i>Commercial</i> | | | | | | | | | | | | | |
| Brokers | 49 | | | | 1 | | | | | | 50 | | 50 |
| Carriers | 25 | | | | 81 | 1 | 31 | 2 | | | 137 | 3 | 140 |
| Cake sellers | | | | | 8 | 2 | 14 | 1 | | | 22 | 6 | 28 |
| Clerks - Commercial | 328 | 4 | | | 53 | | 63 | | 229 | | 673 | 4 | 677 |
| Charcoal sellers | | | | | 6 | | 3 | | | | 9 | | 9 |
| Fishmongers | 1 | | | | 12 | | 2 | | | | 15 | | 15 |
| Gandia sellers | | | | | 1 | | 2 | | | | 3 | | 3 |
| Hawkers and Pedlars | 18 | 6 | | | 332 | 122 | 295 | 82 | 31 | | 674 | 210 | 886 |
| Haberdashers | | 4 | | | 2 | 1 | 6 | | | | 8 | 5 | 13 |
| Hotel-keepers | 1 | | | | | | | | | | 1 | | 1 |
| Iron mongers | 3 | | | | | | 1 | | | | 4 | | 4 |
| Livery stable keepers | 3 | | | | | | | | | | 3 | | 3 |
| Merchants | 62 | 4 | | | 2 | | 3 | | 1 | | 68 | 4 | 72 |
| Milk Sellers | | | | | 5 | 5 | 11 | 5 | | | 19 | 13 | 32 |
| Pastry cooks, Confectioners and Victuallers | 13 | | | | 6 | | 1 | | | | 23 | | 23 |
| Porters and Messengers | 13 | | 1 | | 65 | | 23 | | | | 102 | | 102 |
| Seamen and Lascars | 24 | | 1 | | 2 | | 1 | | | | 28 | | 28 |
| Shop-keepers | 42 | 5 | | | 48 | 1 | 45 | 1 | 221 | | 316 | 7 | 353 |
| Stationers | 1 | | | | | | | | | | 1 | | 1 |
| Timber Merchants | 2 | | | | 2 | | 4 | | | | 9 | | 9 |
| Traders | 7 | 8 | | | 15 | 4 | 31 | 3 | 6 | | 137 | 15 | 147 |
| Vegetable Sellers | | | | | 30 | 6 | 15 | 5 | | | 45 | 11 | 56 |
| Watchmen and Caretakers | 21 | 1 | | | 30 | | 36 | | | | 87 | 1 | 88 |
| Wharfingers | 1 | | | | | | 20 | | | | 21 | | 21 |
| Total | 618 | 32 | 2 | | 744 | 145 | 620 | 102 | 188 | | 2,592 | 279 | 2,781 |

APPENDIX No. 9

OCCUPATIONS OF THE POPULATION OF EACH DISTRICT

PLAINES WILHEMS—(Continued)

| OCCUPATIONS | Europeans, whites, mixed and coloured | | Africans | | Indo Mauritians | | Other Indians | | Chinese | | Total | | Grand Total |
|--|---|-----|----------|-----|--------------------|-----|------------------|-----|---------|-----|-------|-----|----------------|
| | M | F | M | F | M | F | M | F | M | F | M | F | |
| | CLASS IV | | | | | | | | | | | | |
| <i>Agricultural</i> | | | | | | | | | | | | | |
| Charcoal burners | 1 | ... | ... | ... | 7 | ... | ... | ... | ... | ... | 8 | ... | 8 |
| Clerks on Estates | 6 | ... | 1 | ... | ... | ... | 1 | ... | ... | ... | 8 | ... | 8 |
| Gardeners | 42 | 7 | 2 | ... | 317 | 30 | 301 | 31 | 1 | ... | 663 | 68 | 731 |
| Herdsmen | 1 | ... | ... | ... | 1 | ... | 3 | ... | ... | ... | 4 | ... | 4 |
| Hospital Attendants | 23 | 4 | ... | ... | 5 | ... | 8 | ... | ... | ... | 36 | 4 | 40 |
| Job-Contractors | 16 | ... | ... | ... | 4 | ... | 1 | ... | ... | ... | 21 | ... | 21 |
| Labourers | 138 | 25 | 10 | ... | 3,443 | 524 | 1,765 | 94 | 1 | ... | 5,357 | 643 | 6,000 |
| Managers | 31 | ... | ... | ... | ... | ... | ... | ... | ... | ... | 31 | ... | 31 |
| Millers | ... | ... | ... | ... | 6 | ... | 1 | ... | ... | ... | 7 | ... | 7 |
| Overseers | 15 | ... | ... | ... | 2 | ... | 2 | ... | ... | ... | 19 | ... | 19 |
| Planters | 67 | 1 | ... | ... | 21 | ... | 31 | ... | ... | ... | 119 | 1 | 120 |
| Sirdars | 1 | ... | ... | ... | 60 | ... | 61 | ... | ... | ... | 122 | ... | 122 |
| Sugar boilers | 15 | ... | ... | ... | 4 | ... | ... | ... | ... | ... | 19 | ... | 19 |
| Watchmen | 11 | ... | ... | ... | 27 | ... | 28 | 1 | ... | ... | 66 | 1 | 67 |
| Woodcutters | 34 | ... | 1 | ... | 5 | ... | 2 | 1 | ... | ... | 45 | 1 | 46 |
| Total | 430 | 37 | 17 | ... | 3,902 | 554 | 2,201 | 127 | 2 | ... | 6,555 | 718 | 7,273 |
| CLASS V | | | | | | | | | | | | | |
| <i>Industrial</i> | | | | | | | | | | | | | |
| Bakers | 118 | ... | 1 | ... | 21 | ... | 5 | ... | 14 | ... | 192 | ... | 192 |
| Barbers and Hair dressers | 15 | ... | ... | ... | 51 | ... | 21 | ... | ... | ... | 90 | ... | 90 |
| Basket makers | 7 | ... | ... | ... | 1 | ... | 2 | ... | ... | ... | 10 | ... | 10 |
| Black smiths | 175 | ... | ... | ... | 12 | ... | ... | ... | ... | ... | 187 | ... | 187 |
| Bookbinders | 2 | ... | ... | ... | ... | ... | 2 | ... | ... | ... | 4 | ... | 4 |
| Builders and Architects | 7 | ... | ... | ... | ... | ... | ... | ... | ... | ... | 7 | ... | 7 |
| Butchers | 12 | ... | ... | ... | 33 | ... | 5 | ... | 3 | ... | 83 | ... | 83 |
| Carpenters, Joiners and Turners | 1,070 | ... | ... | ... | 98 | ... | 10 | ... | ... | ... | 1,178 | ... | 1,178 |
| Caulkers | 5 | ... | ... | ... | ... | ... | ... | ... | ... | ... | 5 | ... | 5 |
| Coach builders | 43 | ... | ... | ... | 3 | ... | ... | ... | ... | ... | 46 | ... | 46 |
| Coopers | 13 | ... | ... | ... | ... | ... | ... | ... | ... | ... | 13 | ... | 13 |
| Coppersmiths and Braziers | 17 | ... | ... | ... | 1 | ... | ... | ... | ... | ... | 18 | ... | 18 |
| Distillers | 5 | ... | ... | ... | 2 | ... | ... | ... | ... | ... | 7 | ... | 7 |
| Dress-makers, Milliners and Seamstresses | ... | 605 | ... | ... | ... | 50 | ... | 1 | ... | ... | ... | 656 | 656 |
| Dyers | 3 | ... | ... | ... | ... | ... | ... | ... | ... | ... | 3 | ... | 3 |
| Engineers and Mechanics | 227 | ... | 1 | ... | 24 | ... | 4 | ... | ... | ... | 256 | ... | 256 |
| Farriers | 5 | ... | ... | ... | ... | ... | ... | ... | ... | ... | 5 | ... | 5 |
| Fishermen | 10 | ... | ... | ... | 9 | ... | ... | ... | ... | ... | 19 | ... | 19 |
| Jewellers, Silver and Goldsmiths | 9 | ... | ... | ... | 44 | ... | 25 | 1 | ... | ... | 78 | 1 | 79 |
| Lime burners | 2 | ... | ... | ... | ... | ... | ... | ... | ... | ... | 2 | ... | 2 |
| Musical Instrument Makers | 6 | ... | ... | ... | ... | ... | ... | ... | ... | ... | 6 | ... | 6 |
| Mattress makers | 7 | ... | ... | ... | 7 | ... | 4 | ... | ... | ... | 18 | ... | 18 |
| Masons and Bricklayers | 490 | ... | 2 | ... | 50 | ... | 5 | ... | ... | ... | 547 | ... | 547 |
| Printers | 37 | ... | ... | ... | 3 | ... | ... | ... | ... | ... | 40 | ... | 40 |
| Painters and Glaziers | 110 | ... | ... | ... | 19 | ... | 3 | ... | ... | ... | 132 | ... | 132 |
| Sail makers | 8 | ... | ... | ... | 12 | ... | 1 | ... | ... | ... | 21 | ... | 21 |
| Saddle and Harness makers | 39 | ... | ... | ... | 2 | ... | 2 | ... | ... | ... | 43 | ... | 43 |
| Stone Cutters | 1 | ... | ... | ... | ... | ... | ... | ... | ... | ... | 1 | ... | 1 |
| Shoemakers | 295 | ... | ... | ... | 31 | ... | 6 | ... | ... | ... | 335 | ... | 335 |
| Sawyers | 33 | ... | 1 | ... | 9 | ... | ... | ... | ... | ... | 43 | ... | 43 |
| Tailors | 59 | ... | 1 | ... | 15 | ... | 4 | ... | ... | ... | 79 | ... | 79 |
| Tanners | 10 | ... | ... | ... | ... | ... | 1 | ... | ... | ... | 11 | ... | 11 |
| Tinsmiths | 138 | ... | ... | ... | 13 | ... | 7 | ... | ... | ... | 158 | ... | 158 |
| Tomb builders | 1 | ... | ... | ... | ... | ... | ... | ... | ... | ... | 1 | ... | 1 |
| Tobaccoists | 1 | ... | ... | ... | 3 | ... | ... | ... | 3 | ... | 7 | ... | 7 |
| Upholsterers | 6 | ... | ... | ... | ... | ... | ... | ... | ... | ... | 6 | ... | 6 |
| Umbrella maker | ... | ... | ... | ... | 2 | ... | 2 | ... | ... | ... | 1 | ... | 1 |
| Wheelwrights | 15 | ... | ... | ... | 2 | ... | 1 | ... | ... | ... | 51 | ... | 51 |
| Watchmakers | 9 | ... | ... | ... | ... | ... | 1 | ... | 1 | ... | 11 | ... | 11 |
| Total | 3,403 | 605 | 6 | ... | 173 | 50 | 117 | 2 | 21 | ... | 3,720 | 657 | 4,377 |

APPENDIX No. 9

OCCUPATIONS OF THE POPULATION OF EACH DISTRICT

PLAINES WILHEMS—(Continued)

| OCCUPATIONS | Europeans, whites, mixed and coloured | | Africans | | Indo Mauritians | | Other Indians | | Chinese | | Total | | Grand Total |
|--|---|--------|----------|---|--------------------|--------|------------------|-------|---------|----|--------|--------|----------------|
| | M | F | M | F | M | F | M | F | M | F | M | F | |
| CLASS VI | | | | | | | | | | | | | |
| <i>Indefinite and non productive</i> | | | | | | | | | | | | | |
| Independent Proprietors and Fund holders | 201 | 136 | | | 117 | 36 | 211 | 37 | 2 | | 561 | 209 | 770 |
| Jobmen | 23 | | 2 | | 278 | | 159 | 10 | | | 462 | 45 | 507 |
| Persons not employed | 4,278 | 9,338 | 4 | 5 | 5,902 | 10,500 | 432 | 1,570 | 12 | 11 | 10,628 | 21,124 | 32,052 |
| Persons whose employments are not stated | 1,213 | 2,167 | 5 | | 1,890 | 2,711 | 178 | 470 | 50 | | 3,336 | 5,348 | 8,684 |
| Total | 5,715 | 11,641 | 11 | 5 | 8,217 | 13,282 | 980 | 2,087 | 64 | 11 | 14,987 | 27,026 | 42,013 |

RECAPITULATION

| | | | | | | | | | | | | | |
|-------------------------------|--------|--------|----|---|--------|--------|-------|-------|-----|----|--------|--------|--------|
| CLASS I | | | | | | | | | | | | | |
| Professional | 1,037 | 238 | 3 | | 151 | 7 | 79 | 5 | | | 1,274 | 250 | 1,524 |
| CLASS II | | | | | | | | | | | | | |
| Domestic | 1,046 | 1,530 | 7 | 3 | 1,968 | 505 | 516 | 80 | 11 | | 3,548 | 2,118 | 5,666 |
| CLASS III | | | | | | | | | | | | | |
| Commercial | 648 | 32 | 2 | | 741 | 145 | 620 | 102 | 188 | | 2,502 | 279 | 2,781 |
| CLASS IV | | | | | | | | | | | | | |
| Agricultural | 450 | 37 | 17 | | 3,902 | 551 | 2,201 | 127 | 2 | | 6,553 | 718 | 7,273 |
| CLASS V | | | | | | | | | | | | | |
| Industrial | 3,108 | 605 | 6 | | 173 | 50 | 117 | 2 | 21 | | 3,720 | 657 | 4,377 |
| CLASS VI | | | | | | | | | | | | | |
| Indefinite and non-productive | 5,715 | 11,641 | 11 | 5 | 8,217 | 13,282 | 980 | 2,087 | 64 | 11 | 14,987 | 27,026 | 42,013 |
| Total | 11,979 | 14,083 | 13 | 8 | 15,455 | 14,543 | 4,516 | 2,403 | 593 | 11 | 32,586 | 31,048 | 63,634 |

APPENDIX No. 9

OCCUPATIONS OF THE POPULATION OF EACH DISTRICT

MOKA

| OCCUPATIONS | Europeans, whites, mixed and coloured | | Africans | | Indo Mauritians | | Other Indians | | Chinese | | Total | | Grand Total |
|---|---|-----|----------|---|--------------------|-----|------------------|-----|---------|---|-------|-------|----------------|
| | M | F | M | F | M | F | M | F | M | F | M | F | |
| CLASS I <i>Professional</i> | | | | | | | | | | | | | |
| Accountants | 6 | | | | 2 | | | | | | | 8 | 8 |
| Attorneys at Law | 4 | | | | | | | | | | | 4 | 4 |
| Chemists and Druggists | 6 | | | | | | | | | | | 6 | 6 |
| Civil Service—Officers and Servants | 96 | | | | 47 | | 21 | | | | | 164 | 164 |
| Clerks not commercial | 17 | | | | 3 | | 3 | | | | | 23 | 23 |
| Midwives | | 1 | | | | | | 2 | | | | 3 | 3 |
| Ministers of Religion and Christian Priests | 4 | | | | | | | | | | | 4 | 4 |
| Municipal Service—Officers and Servants | 3 | | | | | | | | | | | 3 | 3 |
| Musicians | 2 | | | | | | | | | | | 2 | 2 |
| Notaries | 1 | | | | | | | | | | | 1 | 1 |
| Photographers | 1 | | | | | | | | | | | 1 | 1 |
| Physicians and Surgeons | 5 | | | | | | | | | | | 5 | 5 |
| Priests not christian | | | | | 2 | | 13 | | | | | 15 | 15 |
| Professors and Schoolmasters | 15 | 18 | | | 13 | 4 | 1 | | | | | 29 | 51 |
| Surveyors—Land and Marine | 3 | | | | | | | | | | | 3 | 3 |
| Ushers | 1 | | | | | | | | | | | 1 | 1 |
| Weighers | 1 | | | | | | | | | | | 1 | 1 |
| Total | 165 | 19 | | | 67 | 4 | 38 | 2 | | | | 270 | 295 |
| CLASS II <i>Domestic</i> | | | | | | | | | | | | | |
| Butlers | 8 | | | | 6 | | 2 | | | | | 16 | 16 |
| Carters | 10 | | | | 115 | | 26 | | | | | 151 | 151 |
| Coachmen | 24 | | | | 67 | | 16 | | | | | 107 | 107 |
| Cooks | 63 | 6 | 1 | | 50 | 2 | 25 | 2 | 9 | | | 148 | 158 |
| Domestic Servants | 54 | 126 | 1 | | 189 | 50 | 29 | 6 | | | | 273 | 455 |
| Grooms | 7 | | | | 13 | | 10 | | | | | 30 | 30 |
| Nurses | | 21 | | | | 2 | | | | | | 23 | 23 |
| Washermen and Laundresses | | 36 | | | 34 | 19 | 13 | 9 | | | | 64 | 111 |
| Total | 166 | 189 | 2 | | 474 | 73 | 121 | 17 | 9 | | | 772 | 1,051 |
| CLASS III <i>Commercial</i> | | | | | | | | | | | | | |
| Bread sellers | | | | | 6 | | 1 | | | | | 7 | 7 |
| Brokers | 5 | | | | | | | | | | | 5 | 5 |
| Cake sellers | 2 | | | | 5 | | 8 | 2 | | | | 15 | 17 |
| Carriers | 4 | | | | 13 | 1 | 13 | | | | | 60 | 61 |
| Clerks—Commercial | 39 | 2 | | | 13 | 1 | 2 | | 95 | | | 149 | 152 |
| Fishmongers | | | | | 1 | | 1 | | | | | 2 | 2 |
| Gandia sellers | | | | | 2 | | 1 | | | | | 3 | 3 |
| Haberdashers | | | | | 2 | | 1 | | | | | 3 | 3 |
| Hawkers and Pedlars | 9 | 1 | | | 119 | 25 | 70 | 14 | | | | 198 | 238 |
| Livery Stable keepers | 1 | | | | 6 | | 3 | | | | | 10 | 10 |
| Merchants | 5 | | | | 2 | | 10 | | | | | 17 | 17 |
| Milk sellers | | | | | 2 | 2 | 28 | | | | | 30 | 32 |
| Pastry Cooks | | | | | | | 1 | | | | | 1 | 1 |
| Porters and Messengers | 1 | | | | 12 | | 8 | | | | | 21 | 21 |
| Poultry sellers | | | | | 2 | | 1 | | | | | 3 | 3 |
| Seamen | 3 | | | | | | | | | | | 3 | 3 |
| Shop keepers | 2 | | | | 10 | | 22 | 1 | 71 | | | 105 | 106 |
| Timber merchants | | | | | | | 1 | | | | | 1 | 1 |
| Traders | 2 | | | | 3 | | 2 | | 1 | | | 8 | 8 |
| Vegetable Sellers | 1 | | | | 35 | 5 | 17 | 8 | | | | 53 | 66 |
| Total | 74 | 3 | | | 263 | 31 | 190 | 25 | 167 | | | 694 | 756 |
| CLASS IV <i>Agricultural</i> | | | | | | | | | | | | | |
| Charcoal burners | 1 | | | | | | | | | | | 1 | 1 |
| Clerks on Estates | 34 | | | | 5 | | 1 | | | | | 40 | 40 |
| Gardeners | | | | | 271 | 85 | 227 | 42 | 7 | | | 598 | 635 |
| Horsemen | | | | | 2 | | 2 | | | | | 4 | 4 |
| Hospital attendants | 13 | 1 | 1 | | 2 | 1 | 4 | 2 | | | | 20 | 24 |
| Job Contractors | 4 | | | | 5 | | 2 | | | | | 11 | 11 |
| Labourers | 11 | | 2 | | 4,326 | 306 | 2,695 | 126 | | | | 7,064 | 7,496 |
| Managers | 17 | | | | | | | | | | | 17 | 17 |
| Millers | 3 | | | | | | | | | | | 3 | 3 |
| Overscers | 28 | | | | 8 | | 6 | | | | | 12 | 42 |
| Planters | 45 | | | | 32 | 2 | 23 | 2 | | | | 100 | 104 |
| Sirdars | | | | | 68 | 3 | 65 | 1 | | | | 133 | 137 |
| Sugar boilers | 19 | | | | 3 | | 2 | | | | | 24 | 24 |
| Watchmen | 25 | | 1 | | 13 | | 82 | | | | | 151 | 151 |
| Wood cutters | 23 | | 1 | | 5 | | 6 | | | | | 35 | 35 |
| Total | 253 | 1 | 5 | | 4,773 | 397 | 3,115 | 173 | 7 | | | 8,153 | 8,721 |

APPENDIX No. 9

OCCUPATIONS OF THE POPULATION OF EACH DISTRICT

MOKA—(Continued)

| OCCUPATIONS | Europeans, whites, mixed and coloured | | Africans | | Indo Mauritians | | Other Indians | | Chinese | | Total | | Grand Total |
|---|---------------------------------------|--------------|----------|----------|-----------------|---------------|---------------|--------------|----------|----------|--------------|---------------|---------------|
| | M | F | M | F | M | F | M | F | M | F | M | F | |
| CLASS V | | | | | | | | | | | | | |
| <i>Industrial</i> | | | | | | | | | | | | | |
| Bakers | 23 | | | | 5 | | 3 | | | | 31 | | 31 |
| Barbers and Hair dressers | 1 | | | | 25 | | 11 | | | | 37 | | 37 |
| Basket Makers | | | | | | | 1 | 1 | | | 1 | 1 | 2 |
| Blacksmiths | 51 | | | | 5 | | 5 | | | | 64 | | 64 |
| Butchers | 2 | | | | 7 | | 2 | | | | 11 | | 11 |
| Carpenters, Joiners and Cabinet makers | 212 | | | | 23 | | 7 | | | | 242 | | 242 |
| Coach makers | 8 | | | | 1 | | 1 | | | | 10 | | 10 |
| Coopers | 1 | | | | | | | | | | 1 | | 1 |
| Coppersmiths | 1 | | | | | | | | | | 1 | | 1 |
| Distillers | 1 | | | | 1 | | | | | | 2 | | 2 |
| Dress-makers, Milliners, and Seamstresses | | 144 | | | | 8 | | | | | | 152 | 152 |
| Engineers and Mechanics | 117 | | | | 25 | | 9 | | | | 151 | | 151 |
| Engravers | 1 | | | | | | | | | | 1 | | 1 |
| Farriers | 3 | | | | 1 | | | | | | 4 | | 4 |
| Jewellers | | | | | 10 | | 13 | | | | 23 | | 23 |
| Masons | 135 | | | | 10 | | 2 | | | | 147 | | 147 |
| Mattress-makers | 2 | | | | | | | | | | 2 | | 2 |
| Musical Instrument makers | 2 | | | | | | | | | | 2 | | 2 |
| Painters | 16 | | | | | | | | | | 16 | | 16 |
| Saddlers and Harness-makers | 11 | | | | 3 | | | | | | 14 | | 14 |
| Sail makers | 3 | | | | | | | | | | 3 | | 3 |
| Sawyers | 2 | | | | | | | | | | 2 | | 2 |
| Shoemakers | 51 | | | | 6 | | | | | | 57 | | 57 |
| Stokers | | | | | 1 | | | | | | 1 | | 1 |
| Tailors | 24 | | | | | | 1 | | | | 25 | | 25 |
| Tinsmiths | 37 | | | | 5 | | | | | | 42 | | 42 |
| Umbrella makers | | | | | 1 | | | | | | 1 | | 1 |
| Watchmakers | 2 | | | | | | 1 | | | | 3 | | 3 |
| Wheelrights | 24 | | | | 2 | | 3 | | | | 29 | | 29 |
| Total | 733 | 144 | | | 131 | 8 | 59 | 1 | | | 923 | 153 | 1,076 |
| CLASS VI | | | | | | | | | | | | | |
| <i>Indefinite and non-productive</i> | | | | | | | | | | | | | |
| Independent Proprietors and Fundholders | 48 | 16 | 1 | | 76 | 12 | 156 | 12 | | | 281 | 40 | 321 |
| Jobmen | 7 | | | | 260 | 40 | 241 | 32 | | | 508 | 72 | 580 |
| Persons not employed | 956 | 2,191 | 1 | 2 | 4,675 | 8,222 | 306 | 1,360 | | | 5,938 | 11,775 | 17,713 |
| Persons whose employments are not stated | 360 | 485 | 2 | 1 | 916 | 2,081 | 171 | 720 | 3 | 3 | 1,452 | 3,290 | 4,742 |
| Total | 1,371 | 2,692 | 4 | 3 | 5,927 | 10,355 | 874 | 2,124 | 3 | 3 | 8,179 | 15,177 | 23,356 |

RECAPITULATION

| | | | | | | | | | | | | | |
|-------------------------------|------------------|--------------|-----------|----------|---------------|---------------|--------------|--------------|------------|----------|---------------|---------------|---------------|
| Professional | CLASS I | | | | | | | | | | | | |
| | 165 | 19 | 1 | 1 | 67 | 9 | 38 | 2 | | | 270 | 25 | 295 |
| Domestic | CLASS II | | | | | | | | | | | | |
| | 166 | 189 | 2 | | 471 | 73 | 121 | 17 | 9 | | 772 | 279 | 1,051 |
| Commercial | CLASS III | | | | | | | | | | | | |
| | 71 | 3 | | | 263 | 34 | 190 | 25 | 167 | | 694 | 62 | 756 |
| Agricultural | CLASS IV | | | | | | | | | | | | |
| | 253 | 1 | 5 | | 1,773 | 397 | 3,115 | 173 | 7 | | 8,153 | 571 | 8,724 |
| Industrial | CLASS V | | | | | | | | | | | | |
| | | | | | 131 | 8 | 59 | 1 | | | 923 | 153 | 1,076 |
| Indefinite and Non-productive | CLASS VI | | | | | | | | | | | | |
| | 1,371 | 2,692 | 4 | 3 | 5,927 | 10,355 | 874 | 2,124 | 3 | 3 | 8,179 | 15,177 | 23,356 |
| Total | 2,692 | 3,018 | 11 | 3 | 11,633 | 10,871 | 1,397 | 2,342 | 186 | 3 | 18,991 | 16,267 | 35,258 |

APPENDIX No. 9

STATEMENT SHEWING THE OCCUPATIONS OF THE TOTAL POPULATION OF THE ISLAND

RECAPITULATION

CLASS I—Professional.

| Occupations | Port Louis | | Pamplemousses | | Riviere du Rempart | | Placo | | Grand Port | | Savanne | | Black River | | Plaines Wilhems | | Moka | | Total | | Grand Total |
|---|-------------|------------|---------------|-----------|--------------------|-----------|------------|-----------|------------|-----------|------------|-----------|-------------|----------|-----------------|------------|------------|-----------|-------------|------------|-------------|
| | M | F | M | F | M | F | M | F | M | F | M | F | M | F | M | F | M | F | M | F | |
| Accountants | 16 | | 9 | | | | 9 | | 4 | | 11 | | | | 29 | | 8 | | 77 | | 77 |
| Agents—House Land and Cattle | | | | | | | | | | | | | | | 6 | | | | 6 | | 6 |
| Attorneys | 5 | | 1 | | 1 | | | | 1 | | | | | | 27 | | 4 | | 39 | | 39 |
| Auctioneers (Sworn) | | | | | | | | | 1 | | | | | | 3 | | | | 1 | | 1 |
| Bankers | | | | | | | | | | | | | | | 2 | | | | 2 | | 2 |
| Barristers at law | 4 | | 1 | | | | | | | | | | | | 11 | | | | 19 | | 19 |
| Catechists | 3 | 1 | 3 | | 1 | | 3 | | 5 | | 5 | | 2 | | 10 | | | | 32 | 1 | 33 |
| Chemists and Druggists | 24 | | 1 | | | | 2 | | | | 2 | | | | 33 | | 6 | | 68 | | 68 |
| Civil Service—Officers and Servants | 877 | 7 | 137 | 17 | 79 | | 119 | 1 | 175 | 6 | 112 | 1 | 65 | | 612 | 1 | 164 | | 2400 | 33 | 2433 |
| Clerks—not commercial | 360 | | 27 | | 17 | | 27 | | 26 | | 9 | | 1 | | 218 | | 23 | | 708 | | 708 |
| Compounders | 5 | | | | | | | | | | | | | | 3 | | | | 8 | | 8 |
| Consuls | | | | | | | | | | | | | | | 2 | | | | 2 | | 2 |
| Dentists | 3 | | | | | | | | | | | | | | 1 | | | | 1 | | 1 |
| Editors of newspapers | 13 | | | | | | | | | | | | | | 12 | 1 | | | 25 | 1 | 26 |
| Interpreters | 1 | | 2 | | | | | | 1 | | 1 | | | | 3 | | | | 11 | | 11 |
| Jockeys | 1 | | | | | | | | | | | | | | 3 | | | | 1 | | 1 |
| Midwives | | 22 | | 8 | | 4 | | 2 | | 1 | | 6 | | 2 | | 21 | | 3 | | 72 | 72 |
| Ministers of Religion and Christian Priests | 13 | | 3 | | 3 | | 1 | | 2 | | 3 | | 2 | | 12 | | 1 | | 76 | | 76 |
| Municipal Service—Officers and Servants | 42 | | | | | | | | | | | | | | 12 | | 3 | | 57 | | 57 |
| Musicians | 19 | 4 | | | 1 | | 2 | | 3 | | 2 | 3 | | | 5 | 10 | 2 | | 24 | 18 | 42 |
| Notaries | 2 | | | | | | 1 | | 1 | | | | | | 1 | | | | 18 | | 18 |
| Photographers | 5 | | | | | | | | | | | | | | 6 | | | | 13 | | 13 |
| Physicians and Surgeons | 16 | | 2 | | 1 | | 1 | | 1 | | 3 | | | | 27 | | 5 | | 62 | | 62 |
| Priests—not Christian | 29 | | 13 | | 8 | | 6 | | 18 | | 6 | | 1 | | 18 | | 15 | | 117 | | 117 |
| Professors and Schoolmasters | 102 | 103 | 29 | 19 | 27 | 11 | 39 | 13 | 55 | 15 | 31 | 11 | 8 | 1 | 119 | 155 | 29 | 22 | 150 | 377 | 827 |
| Sisters of Mercy | | 36 | | 8 | | 1 | | 17 | | 18 | | | | | 62 | | | | 9 | | 9 |
| Stevadors | | | | | | | | | | | | | | | 1 | | | | 9 | | 9 |
| Surveyors—Land and Marine | 3 | | 1 | | | | | | 3 | | | | | | 19 | | 3 | | 29 | | 29 |
| Sworn Weighers | 8 | | | | | | 1 | | | | | | | | 2 | | | | 14 | | 14 |
| Ushers | 8 | | 2 | | | | 2 | | 1 | | 1 | | | | 13 | | 1 | | 27 | | 27 |
| Veterinary Surgeons | 2 | | | | | | | | | | | | | | 3 | | | | 5 | | 5 |
| Total | 1566 | 193 | 233 | 13 | 137 | 20 | 250 | 33 | 281 | 73 | 217 | 29 | 82 | 6 | 1274 | 250 | 270 | 25 | 4310 | 672 | 1982 |

CLASS II.—Domestic.

| | | | | | | | | | | | | | | | | | | | | | |
|-------------------------|-------------|-------------|------------|------------|------------|-----------|------------|------------|------------|------------|------------|------------|------------|-----------|-------------|-------------|------------|------------|-------------|-------------|--------------|
| Butlers | 20 | | | | 1 | | 2 | | 1 | | 7 | | 2 | | 55 | | 16 | | 101 | | 101 |
| Carters | 272 | | | | 57 | | 314 | | 78 | | 101 | | 58 | | 272 | | 151 | | 1464 | | 1464 |
| Coachmen | 371 | | 161 | | 66 | | 81 | | 91 | | 68 | | 38 | | 499 | | 107 | | 1355 | | 1355 |
| Cooks | 343 | | 73 | 2 | 19 | 1 | 91 | 8 | 94 | 10 | 56 | 1 | 35 | 2 | 959 | 187 | 148 | 10 | 1848 | 288 | 2136 |
| Domestic Servants | 1063 | 689 | 171 | 70 | 149 | 51 | 216 | 162 | 262 | 210 | 211 | 148 | 79 | 19 | 1429 | 1403 | 273 | 182 | 3855 | 2964 | 6819 |
| Greens | 18 | | 19 | | 22 | | 40 | | 17 | | 27 | | 10 | | 120 | | 30 | | 333 | | 333 |
| Hospital Attendants | 29 | 7 | | | 12 | 2 | 4 | | 9 | 3 | 27 | | | | | | | | 50 | 12 | 62 |
| Nurses | | 74 | | 7 | | 2 | | 3 | | 10 | | 4 | 2 | | | 342 | | 23 | | 167 | 467 |
| Washmen and Laundresses | 167 | 186 | 35 | 17 | 35 | 16 | 33 | 20 | 36 | 39 | 27 | 30 | 20 | 7 | 301 | 186 | 17 | 64 | 704 | 595 | 1299 |
| Total | 2315 | 1023 | 580 | 126 | 391 | 72 | 780 | 193 | 588 | 302 | 497 | 183 | 212 | 50 | 3548 | 2118 | 772 | 279 | 9713 | 1326 | 14039 |

CLASS III.—Commercial.

| | | | | | | | | | | | | | | | | | | | | | |
|--------------------------------|-------------|------------|-------------|-----------|------------|-----------|-------------|-----------|------------|----|-----|----|----|---|-----|-----|-----|----|------|-----|------|
| Beaten | 133 | | | | | | 5 | | 25 | | 1 | | | | | | | | 164 | | 164 |
| Booksellers | 1 | 1 | | | | | 1 | | | | 1 | | | | | | | | 4 | | 4 |
| Bread sellers | 33 | | 10 | | | | 1 | | | | 5 | 2 | | | | | | | 21 | 2 | 26 |
| Brokers | 54 | | 1 | | | | | | | | 1 | | | | 30 | | 5 | | 91 | | 91 |
| Cake sellers | 129 | 20 | 28 | | 1 | | 7 | 5 | 17 | 3 | 7 | 1 | 2 | | 22 | 6 | 15 | 2 | 153 | 37 | 190 |
| Carriers | 8 | 1 | 23 | 10 | 115 | 8 | 85 | 5 | 103 | 39 | 1 | 16 | | | 137 | 3 | 60 | 1 | 811 | 32 | 843 |
| Charcoal sellers | 164 | 23 | 169 | | 89 | | 230 | 6 | 283 | 2 | 110 | 3 | 85 | | 9 | | | | 35 | 6 | 41 |
| Clerks—Commercial | 5 | | | | | | | | | | | | | | 673 | 1 | 119 | 3 | 3182 | 11 | 3523 |
| Coffee and tea sellers | 6 | 3 | | | | | | | | | | | | | | | | | 5 | 3 | 8 |
| Drapers and Haberdashers | 6 | | | | | | | | | | | | | | 8 | 5 | 3 | | 17 | 7 | 24 |
| Fishmongers | 16 | | 20 | | | | 21 | | 5 | | | | | | 15 | | 2 | | 82 | | 82 |
| Hawkers and Pedlars | 92 | 123 | 366 | 64 | 102 | 13 | 338 | 61 | 216 | 51 | 121 | 29 | 66 | 6 | 676 | 210 | 198 | 40 | 2995 | 600 | 3205 |
| Hot Land Inn keepers | 26 | | | | | | | | | | | | | | 1 | | | | 27 | | 27 |
| Iron Mongers | 1 | | 3 | | | | 12 | | | | 6 | | | | 1 | | | | 29 | | 29 |
| Livery Stable keepers | 21 | 2 | 13 | 3 | | 1 | 19 | 1 | 11 | | 14 | 1 | 11 | | 23 | | 10 | | 152 | 8 | 160 |
| Masters of Vessels | 21 | | | | | | | | | | | | | | | | | | 21 | | 21 |
| Mates | 27 | | | | | | | | | | | | | | | | | | 27 | | 27 |
| Merchants | 101 | | 6 | | 2 | | 5 | | 5 | | 7 | | 1 | | 68 | 4 | 17 | | 212 | 1 | 216 |
| Milk sellers | 89 | 6 | 56 | 2 | | | 1 | 2 | | | 3 | 1 | 1 | | 19 | 13 | 39 | 2 | 193 | 26 | 219 |
| Opium sellers | 3 | | | | | | | | | | 1 | | | | | | | | 4 | | 4 |
| Pastry Cooks and Confectioners | 140 | 3 | 6 | | | | 3 | | 10 | 1 | 1 | | | | 23 | | 1 | | 159 | 4 | 163 |
| Porters and Messengers | 161 | 1 | 23 | | 10 | | 17 | | 24 | 1 | 17 | | | | 102 | | 21 | | 680 | 2 | 682 |
| Poultry sellers | 10 | | 3 | | | | | | | | | | | | | | | | 16 | | 16 |
| Seamen and Lascars | 501 | | 17 | | 2 | | 37 | | 55 | | 100 | | 31 | | 28 | | 3 | | 867 | | 867 |
| Sellers of Gauda | 1 | | 7 | | | | | | | | 2 | | | | 3 | | 3 | | 16 | | 16 |
| Sellers of Lemonade | 8 | 2 | | | | | | | | | | | | | | | | | 8 | 2 | 10 |
| Shop keepers | 49 | 14 | 113 | 2 | 71 | | 153 | 4 | 174 | 8 | 131 | 3 | 18 | 3 | 346 | 7 | 105 | 1 | 1573 | 12 | 1615 |
| Timber merchants | 1 | | | | | | | | | | 5 | | | | 9 | | | | 16 | | 16 |
| Tinkers | 2 | | | | | | | | | | | | | | | | | | 4 | | 4 |
| Traders | 241 | 22 | 16 | | | | 23 | 1 | 29 | 2 | 21 | 6 | 4 | 1 | 132 | 15 | 8 | | 171 | 17 | 221 |
| Vegetable sellers | 55 | 23 | 56 | 5 | | | 27 | 10 | 2 | 1 | 19 | 9 | 3 | 1 | 45 | 1 | 33 | 13 | 260 | 73 | 333 |
| Waflemen and Carpetakers | 261 | 12 | 65 | | 8 | | 58 | | 21 | | 29 | | 8 | | 87 | | | | 510 | 15 | 555 |
| Wharfingers | 1 | | | | | | | | | | | | | | 21 | | | | 22 | | 22 |
| Wood sellers | 2 | | | | | | | | | | | | | | | | | | 2 | | 2 |
| Total | 4971 | 261 | 1165 | 86 | 193 | 21 | 1018 | 29 | 101 | | | | | | | | | | | | |

APPENDIX No. 9

STATEMENT SHEWING THE OCCUPATIONS OF THE TOTAL POPULATION OF THE ISLAND

CLASS IV. — Agricultural

| Occupations | Port Louis | | Pamplemousses | | Riviere du Rempart | | Placé | | Grand Port | | Savanne | | Black River | | Plaines Wilhems | | Moka | | Total | | Grand Total |
|---------------------|-------------|------------|---------------|------------|--------------------|------------|-------------|-------------|--------------|------------|-------------|------------|-------------|-----------|-----------------|------------|-------------|------------|--------------|-------------|--------------|
| | M | F | M | F | M | F | M | F | M | F | M | F | M | F | M | F | M | F | M | F | |
| Charcoal burners | 1 | .. | 1 | .. | 3 | .. | 2 | .. | .. | .. | .. | .. | 83 | 3 | 8 | .. | 1 | .. | 102 | 3 | 105 |
| Clerks on Estates | 1 | .. | 50 | .. | 24 | .. | 72 | .. | 72 | .. | 58 | .. | 8 | .. | 8 | .. | 10 | .. | 335 | .. | 335 |
| Gardeners | 170 | 70 | 1201 | 100 | 211 | 11 | 71 | 11 | 612 | 11 | 272 | 11 | 504 | 12 | 663 | 68 | 708 | 127 | 568 | 774 | 774 |
| Herdsmen | .. | .. | .. | .. | .. | .. | .. | .. | 3 | .. | .. | .. | 29 | .. | .. | .. | 1 | .. | 67 | .. | 67 |
| Hospital Attendants | 8 | .. | 17 | .. | 13 | 2 | 38 | .. | 29 | 3 | 28 | .. | 8 | .. | 4 | .. | 20 | 1 | 200 | 21 | 224 |
| Job Contractors | 21 | .. | 10 | .. | 29 | .. | 19 | .. | 11 | .. | 17 | .. | .. | .. | .. | .. | 11 | .. | 165 | .. | 165 |
| Labourers | 1425 | 66 | 6820 | 133 | 6513 | 107 | 1286 | 1265 | 10780 | 751 | 8831 | 863 | 2457 | 85 | 3337 | 619 | 7061 | 132 | 61942 | 1886 | 66228 |
| Managers | 3 | .. | 12 | .. | 9 | .. | 15 | .. | 12 | .. | .. | .. | .. | .. | .. | .. | 17 | .. | 117 | .. | 117 |
| Millers | 1 | .. | 5 | .. | 30 | .. | 43 | .. | 11 | .. | .. | .. | .. | .. | .. | .. | 3 | .. | 87 | .. | 87 |
| Overseers | 7 | .. | .. | .. | .. | .. | 65 | .. | .. | .. | .. | .. | .. | .. | .. | .. | .. | .. | 337 | .. | 337 |
| Planters | 17 | .. | 63 | 15 | 66 | 2 | 23 | 10 | 99 | 6 | 91 | 6 | 17 | .. | 119 | 1 | 100 | 4 | 1233 | 14 | 1247 |
| Sirdars | 79 | .. | 110 | .. | 123 | .. | 231 | 2 | 137 | .. | 171 | .. | 61 | .. | 122 | .. | 133 | 4 | 1170 | 6 | 1185 |
| Sugar boilers | 12 | .. | 30 | .. | 30 | .. | 45 | .. | 39 | .. | 11 | .. | 5 | .. | 19 | .. | 21 | .. | 265 | .. | 265 |
| Watchmen | 18 | 2 | 39 | .. | 91 | .. | 177 | .. | 71 | .. | 112 | .. | 19 | .. | 66 | 1 | 151 | .. | 760 | 3 | 763 |
| Wood cutters | 9 | .. | 31 | 1 | 31 | .. | 20 | .. | 171 | 1 | 128 | .. | 75 | .. | 15 | 1 | 35 | .. | 551 | 3 | 554 |
| Total | 2001 | 127 | 8847 | 519 | 7126 | 123 | 1600 | 1323 | 11916 | 804 | 9790 | 929 | 3232 | 98 | 6555 | 718 | 8153 | 371 | 72319 | 5512 | 77801 |

CLASS V. — Industrial

| | | | | | | | | | | | | | | | | | | | | | | | |
|--|------|-----|-----|-----|-----|-----|-----|-----|-----|-----|-----|-----|-----|----|------|----|-----|----|------|----|----|----|------|
| Armourers and Gunsmiths | 1 | .. | .. | .. | .. | .. | 1 | .. | .. | .. | .. | .. | .. | .. | .. | .. | .. | .. | .. | .. | 2 | .. | 2 |
| Bakers | 224 | 3 | 56 | .. | 11 | .. | 60 | .. | 113 | .. | 12 | .. | 71 | .. | 192 | .. | 31 | .. | 836 | .. | 3 | .. | 839 |
| Barbers and Hairdressers | 100 | .. | 49 | .. | 17 | .. | 72 | .. | 52 | .. | 39 | .. | 17 | .. | 90 | .. | 37 | .. | 531 | .. | 13 | .. | 544 |
| Basket makers | 52 | .. | 7 | .. | 7 | .. | 6 | 1 | 6 | 11 | 4 | .. | 1 | .. | 10 | .. | 1 | .. | 91 | .. | .. | .. | 91 |
| Blacksmiths | 311 | .. | 113 | .. | 93 | .. | 141 | .. | 140 | .. | 102 | .. | 9 | .. | 187 | .. | 64 | .. | 1253 | .. | .. | .. | 1253 |
| Bookbinders | 29 | .. | 4 | .. | .. | .. | .. | .. | .. | .. | .. | .. | .. | .. | 7 | .. | .. | .. | 37 | .. | .. | .. | 37 |
| Builders and Architects | 11 | .. | .. | .. | .. | .. | .. | .. | .. | .. | .. | .. | .. | .. | .. | .. | .. | .. | 19 | .. | .. | .. | 19 |
| Butchers | 128 | .. | 18 | .. | .. | .. | 15 | .. | 16 | .. | 17 | .. | 3 | .. | 83 | .. | 11 | .. | 291 | .. | .. | .. | 291 |
| Carpenters, Joiners and Turners | 1344 | .. | 119 | .. | 177 | .. | 721 | .. | 653 | .. | 105 | .. | 307 | .. | 1178 | .. | 212 | .. | 5176 | .. | .. | .. | 5176 |
| Caulkers | 53 | .. | 6 | .. | 2 | .. | .. | .. | .. | .. | .. | .. | .. | .. | 5 | .. | .. | .. | 71 | .. | .. | .. | 71 |
| Coach builders | 85 | .. | 17 | .. | 1 | .. | 3 | .. | 8 | .. | 1 | .. | .. | .. | 16 | .. | 10 | .. | 176 | .. | .. | .. | 176 |
| Coopers | 95 | .. | 21 | .. | 4 | .. | 3 | .. | 7 | .. | .. | .. | .. | .. | 13 | .. | 1 | .. | 152 | .. | .. | .. | 152 |
| Coppersmiths and Braziers | 48 | .. | 2 | .. | 2 | .. | 10 | .. | 2 | .. | 31 | .. | 1 | .. | 18 | .. | 1 | .. | 118 | .. | .. | .. | 118 |
| Carrers | .. | .. | .. | .. | 6 | .. | .. | .. | 1 | .. | .. | .. | .. | .. | .. | .. | .. | .. | 7 | .. | .. | .. | 7 |
| Distillers | 1 | .. | 3 | .. | .. | .. | 3 | .. | .. | .. | .. | .. | .. | .. | 7 | .. | 2 | .. | 16 | .. | .. | .. | 16 |
| Dress makers, milliners and Seamstresses | .. | 818 | .. | 113 | .. | 113 | .. | 502 | .. | 783 | .. | 177 | .. | 10 | 636 | .. | 152 | .. | 3381 | .. | .. | .. | 3381 |
| Drivers | 3 | .. | .. | .. | .. | .. | .. | .. | .. | .. | .. | .. | .. | .. | 3 | .. | .. | .. | 16 | .. | 3 | .. | 19 |
| Dyers | 11 | 3 | 1 | .. | .. | .. | .. | .. | 1 | .. | .. | .. | .. | .. | 3 | .. | .. | .. | 1 | .. | .. | .. | 1 |
| Electricians | 1 | .. | .. | .. | .. | .. | .. | .. | .. | .. | .. | .. | .. | .. | .. | .. | .. | .. | 2 | .. | .. | .. | 2 |
| Engineers and Mechanics | 838 | .. | 101 | .. | 108 | .. | 292 | .. | 350 | .. | 191 | .. | 29 | .. | 256 | .. | 151 | .. | 2229 | .. | .. | .. | 2229 |
| Engravers | 1 | .. | .. | .. | .. | .. | .. | .. | .. | .. | .. | .. | .. | .. | 1 | .. | .. | .. | 2 | .. | .. | .. | 2 |
| Farmers | 16 | .. | .. | .. | .. | .. | 18 | .. | .. | .. | 5 | .. | .. | .. | 5 | .. | .. | .. | 48 | .. | .. | .. | 48 |
| Fishermen | 129 | .. | 111 | 1 | 137 | 1 | 263 | .. | 368 | .. | 84 | .. | 248 | .. | 19 | .. | .. | .. | 1665 | .. | 2 | .. | 1667 |
| Fiddlers | 2 | .. | .. | .. | .. | .. | .. | .. | .. | .. | .. | .. | .. | .. | 2 | .. | .. | .. | .. | .. | .. | .. | 2 |
| Jewellers, Goldsmiths and Silversmiths | 94 | 11 | 15 | 1 | 22 | .. | 17 | 3 | 11 | 1 | 26 | 1 | 4 | .. | 78 | 1 | 23 | .. | 350 | .. | 18 | .. | 368 |
| Knife grinders | 3 | .. | .. | .. | .. | .. | .. | .. | .. | .. | .. | .. | .. | .. | .. | .. | .. | .. | 3 | .. | .. | .. | 3 |
| Lemonade makers | 7 | .. | .. | .. | .. | .. | .. | .. | .. | .. | .. | .. | .. | .. | .. | .. | .. | .. | 7 | .. | .. | .. | 7 |
| Lime burners | 14 | .. | 7 | .. | 6 | .. | 6 | .. | 2 | .. | 1 | .. | .. | .. | 2 | .. | .. | .. | 38 | .. | .. | .. | 38 |
| Lithographers | 9 | .. | 1 | .. | .. | .. | .. | .. | .. | .. | .. | .. | .. | .. | .. | .. | .. | .. | 10 | .. | .. | .. | 10 |
| Masons and bricklayers | 553 | .. | 285 | .. | 119 | .. | 125 | .. | 410 | .. | 230 | .. | 163 | .. | 347 | .. | 117 | .. | 2709 | .. | .. | .. | 2709 |
| Mat and bag makers | .. | .. | 1 | 10 | .. | .. | .. | .. | 6 | 35 | 1 | 16 | .. | .. | 8 | .. | .. | .. | 8 | .. | 91 | .. | 99 |
| Mattress makers | 6 | 1 | 2 | .. | .. | .. | 4 | .. | 5 | 1 | 3 | .. | .. | .. | 18 | .. | 2 | .. | 11 | .. | 2 | .. | 13 |
| Musical Instrument makers | 7 | .. | .. | .. | .. | .. | .. | .. | .. | .. | .. | .. | .. | .. | 6 | .. | 2 | .. | 15 | .. | .. | .. | 15 |
| Painters, glaziers and plumbers | 177 | .. | 23 | .. | 2 | .. | 13 | .. | 12 | .. | 1 | .. | .. | .. | 132 | .. | 16 | .. | 381 | .. | .. | .. | 381 |
| Printers and Photographers | 171 | .. | 5 | .. | .. | .. | .. | .. | .. | .. | .. | .. | .. | .. | 10 | .. | .. | .. | 221 | .. | .. | .. | 221 |
| Saddlers and Harness makers | 28 | .. | 26 | .. | 26 | .. | 18 | .. | 15 | .. | 28 | .. | 6 | .. | 13 | .. | 11 | .. | 264 | .. | .. | .. | 264 |
| Sail makers | 36 | .. | .. | .. | .. | .. | .. | .. | 1 | .. | 1 | .. | .. | .. | 21 | .. | 3 | .. | 62 | .. | .. | .. | 62 |
| Sawyers | 22 | .. | .. | .. | 7 | .. | 15 | .. | 23 | .. | 37 | .. | 1 | .. | 12 | .. | 2 | .. | 150 | .. | .. | .. | 150 |
| Scavengers | 2 | .. | .. | .. | .. | .. | .. | .. | .. | .. | .. | .. | .. | .. | 2 | .. | .. | .. | 2 | .. | .. | .. | 2 |
| Ship and boat builders | 21 | .. | .. | .. | .. | .. | .. | .. | .. | .. | .. | .. | .. | .. | 21 | .. | .. | .. | 21 | .. | .. | .. | 21 |
| Shoemakers | 489 | .. | 117 | .. | 30 | .. | 92 | .. | 105 | .. | 53 | .. | 18 | .. | 335 | .. | 57 | .. | 1316 | .. | .. | .. | 1316 |
| Stone cutters | 12 | .. | 3 | .. | 2 | .. | .. | .. | 1 | .. | .. | .. | .. | .. | 1 | .. | .. | .. | 19 | .. | .. | .. | 19 |
| Soup makers | 5 | .. | .. | .. | .. | .. | .. | .. | .. | .. | .. | .. | .. | .. | .. | .. | .. | .. | 6 | .. | .. | .. | 6 |
| Stokers | 16 | .. | .. | .. | .. | .. | .. | .. | .. | .. | .. | .. | .. | .. | 4 | .. | .. | .. | 51 | .. | .. | .. | 51 |
| Tailors | 315 | .. | 21 | .. | 13 | .. | 13 | .. | 20 | 13 | 10 | .. | .. | .. | 79 | .. | 25 | .. | 196 | .. | 13 | .. | 309 |
| Tanners | 11 | .. | 1 | .. | .. | .. | .. | .. | .. | .. | .. | .. | .. | .. | 11 | .. | .. | .. | 26 | .. | .. | .. | 26 |
| Timber squarers | 1 | .. | .. | .. | .. | .. | .. | .. | 16 | .. | 3 | .. | 3 | .. | .. | .. | .. | .. | 21 | .. | .. | .. | 21 |
| Tinsmiths | 192 | .. | 79 | .. | 25 | .. | 79 | .. | 37 | .. | 40 | .. | 22 | .. | | | | | | | | | |

APPENDIX No. 9

STATEMENT SHEWING THE DIFFERENT CLASSES OF OCCUPATIONS OF THE TOTAL POPULATION OF THE ISLAND

GRAND RECAPITULATION

| OCCUPATIONS | Europeans, whites, mixed and coloured | | Africans | | Indo Mauritiains | | Other Indians | | Chinese | | Total | | Grand Total |
|---|---------------------------------------|--------|----------|-----|------------------|--------|---------------|--------|---------|-----|---------|---------|-------------|
| | M | F | M | F | M | F | M | F | M | F | M | F | |
| CLASS I Professional | 3,203 | 624 | 5 | | 712 | 29 | 373 | 19 | 17 | ... | 4,310 | 672 | 4,982 |
| CLASS II Domestic ... | 2,691 | 3,075 | 11 | 11 | 5,183 | 1,047 | 1,656 | 192 | 142 | 1 | 9,713 | 4,326 | 14,039 |
| CLASS III Commercial | 2,800 | 107 | 25 | 1 | 3,744 | 473 | 3,350 | 369 | 2,856 | 2 | 12,775 | 952 | 13,727 |
| CLASS IV Agricultural | 3,454 | 155 | 127 | 2 | 41,069 | 3,779 | 27,675 | 1,606 | 24 | ... | 72,349 | 5,542 | 77,891 |
| CLASS V Industrial ... | 18,042 | 3,268 | 35 | ... | 1,824 | 227 | 756 | 33 | 134 | 1 | 20,791 | 3,529 | 24,320 |
| CLASS VI Indefinite and non-productive | 22,479 | 48,098 | 99 | 86 | 50,438 | 90,353 | 6,320 | 17,859 | 278 | 54 | 79,614 | 156,450 | 236,064 |
| Total ... | 52,669 | 55,327 | 332 | 100 | 102,970 | 95,908 | 40,130 | 20,078 | 3,451 | 58 | 199,552 | 171,471 | 371,023 |

APPENDIX No. 10

CHILDREN BETWEEN THE AGES OF 5 AND 20 RECEIVING INSTRUCTION.

PORT LOUIS

| AGES. | Europeans, whites, mixed and coloured | | | | | | | | | | | | | | Indo Mauritians | | | | | | | | | | Total | | | | Grand Total |
|---------|---------------------------------------|---|-----------------------|-----|-------------------|-----|--------------------|-----|---------|----|------------------|---|------------------------|-----|------------------|-----|--------------------|-----|---------|---|-------------------------------------|------|------------------|-----|-------|------|--|--|-------------|
| | At Royal College | | At Government Schools | | At Aided Schools. | | At Private Schools | | At Home | | At Royal College | | At Government Schools. | | At Aided Schools | | At Private Schools | | At Home | | Europeans whites mixed and coloured | | Indo Mauritians. | | | | | | |
| | M | F | M | F | M | F | M | F | M | F | M | F | M | F | M | F | M | F | M | F | M | F | M | F | | | | | |
| | | | | | | | | | | | | | | | | | | | | | | | | | | | | | |
| 5 years | | | 55 | 40 | 48 | 31 | 13 | 27 | 20 | 1 | | | | 22 | 12 | 18 | 6 | 11 | 8 | 2 | 1 | 118 | 90 | 53 | 27 | 297 | | | |
| 6 " | | | 52 | 55 | 46 | 47 | 20 | 28 | 2 | 1 | | | | 24 | 14 | 16 | 7 | 13 | 18 | | | 129 | 134 | 55 | 39 | 346 | | | |
| 7 " | | | 82 | 86 | 62 | 62 | 18 | 25 | 1 | 2 | | | | 39 | 16 | 25 | 10 | 14 | 10 | 1 | | 163 | 175 | 79 | 36 | 353 | | | |
| 8 " | | | 79 | 78 | 58 | 51 | 16 | 26 | 3 | 2 | 1 | | | 41 | 19 | 17 | 12 | 13 | 9 | | | 156 | 157 | 72 | 31 | 316 | | | |
| 9 " | 1 | | 123 | 78 | 70 | 72 | 16 | 30 | 1 | | 1 | | | 59 | 7 | 29 | 9 | 10 | 6 | | | 214 | 180 | 81 | 22 | 494 | | | |
| 10 " | 2 | | 127 | 96 | 65 | 72 | 15 | 30 | 1 | 3 | 1 | | | 67 | 11 | 22 | 10 | 9 | 8 | 1 | 1 | 219 | 201 | 100 | 30 | 541 | | | |
| 11 " | 3 | | 105 | 72 | 62 | 54 | 17 | 22 | | | 1 | | | 48 | 17 | 19 | 8 | 8 | 7 | | 1 | 187 | 118 | 76 | 33 | 444 | | | |
| 12 " | 15 | | 127 | 73 | 54 | 58 | 12 | 18 | | 4 | 2 | | | 61 | 10 | 11 | 10 | 7 | 5 | 2 | 1 | 208 | 135 | 83 | 26 | 479 | | | |
| 13 " | 18 | | 82 | 78 | 33 | 57 | 19 | 17 | 2 | 3 | 3 | | | 39 | 8 | 10 | 10 | 7 | 5 | | | 154 | 155 | 59 | 23 | 391 | | | |
| 14 " | 12 | | 83 | 56 | 28 | 39 | 8 | 21 | | 1 | | | | 38 | 6 | 7 | 5 | 1 | 1 | 2 | | 131 | 117 | 51 | 12 | 311 | | | |
| 15 " | 20 | | 39 | 29 | 17 | 18 | 5 | 12 | | 2 | 1 | | | 21 | 3 | 4 | 1 | 1 | 1 | | | 81 | 61 | 27 | 5 | 174 | | | |
| 16 " | 11 | | 15 | 15 | 1 | 10 | 1 | 1 | | | | | | 8 | 2 | 3 | | 1 | | 1 | | 31 | 29 | 13 | 2 | 75 | | | |
| 17 " | 7 | | 5 | 3 | 1 | 1 | | | | | | | | | 1 | | 3 | | | | | 16 | 1 | 4 | | 24 | | | |
| 18 " | 1 | | 5 | 1 | 2 | | | | | | | | | | | | | | | | | 8 | 1 | | | 9 | | | |
| 19 " | 2 | | | | 1 | | | | | | 1 | | | 2 | | | | | | | | 3 | | 3 | | 6 | | | |
| 20 | | | | | | | | | | | | | | | | | | | | | | | | | | | | | |
| Total | 48 | | 976 | 769 | 354 | 377 | 169 | 269 | 1 | 22 | 14 | | | 469 | 146 | 173 | 83 | 161 | 29 | 9 | 1 | 1797 | 1614 | 754 | 236 | 4441 | | | |

APPENDIX No. 10

CHILDREN BETWEEN THE AGES OF 5 AND 20 RECEIVING INSTRUCTION.

PAMPLEMOUSSES

| AGES. | Europeans, whites, mixed and coloured. | | | | | | | | | Indo Mauritians. | | | | | | Total | | | | Grand Total | | | | | |
|---------|--|---|------------------------|-----|-------------------|----|---------------------|----|---------|------------------|---|------------------------|-----|-------------------|----|--------------------|---|---------|---|-------------|--|-----|-----------------|----|-------|
| | At Royal College | | At Government Schools. | | At Aided Schools. | | At Private Schools. | | At Home | At Royal College | | At Government Schools. | | At Aided Schools. | | At Private Schools | | At Home | | | Europeans, whites, mixed and coloured. | | Indo Mauritians | | |
| | M | F | M | F | M | F | M | F | M | F | M | F | M | F | M | F | M | F | M | | F | M | F | M | F |
| 5 years | | | 23 | 13 | 1 | 4 | 1 | | 1 | 1 | | | 12 | 10 | 3 | 2 | | | | | 29 | 18 | 15 | 12 | 74 |
| 6 " | | | 27 | 16 | 6 | 2 | 3 | 5 | 1 | | | | 23 | 7 | 5 | | 1 | | | | 37 | 23 | 29 | 7 | 96 |
| 7 " | | | 31 | 21 | 8 | 3 | 5 | 2 | 2 | 1 | | | 31 | 8 | 8 | 1 | 1 | | | | 49 | 27 | 40 | 9 | 125 |
| 8 " | | | 30 | 28 | 6 | 7 | 3 | 5 | | | | | 30 | 7 | 5 | | 1 | | | | 39 | 40 | 45 | 7 | 131 |
| 9 " | | | 49 | 27 | 11 | 1 | 7 | 3 | | | | | 51 | 7 | 4 | 3 | | | | | 67 | 34 | 55 | 10 | 166 |
| 10 " | | | 68 | 43 | 14 | 7 | 6 | 2 | | 1 | | | 57 | 3 | 5 | 4 | 1 | | | | 88 | 53 | 63 | 8 | 212 |
| 11 " | | | 46 | 28 | 8 | 5 | 3 | 5 | | 1 | | | 35 | 12 | 4 | | 1 | | | | 57 | 39 | 40 | 13 | 149 |
| 12 " | 1 | | 66 | 30 | 17 | 2 | 5 | 8 | | | | | 37 | 6 | 6 | | | | | | 89 | 40 | 13 | 6 | 178 |
| 13 " | 2 | | 46 | 26 | 8 | 6 | 3 | 3 | | | | | 21 | 1 | 2 | | 1 | | 1 | | 59 | 33 | 25 | 4 | 123 |
| 14 " | 2 | | 20 | 22 | 9 | 1 | 3 | 3 | | | | | 17 | 1 | 2 | | 1 | | | | 34 | 26 | 20 | 1 | 81 |
| 15 " | | | 18 | 10 | 3 | | 3 | 2 | 1 | | | | 14 | 2 | 3 | | 1 | | 1 | | 25 | 12 | 19 | 2 | 58 |
| " | | | 8 | 1 | 1 | | 1 | | | | | | 4 | | | | | | | | 10 | 1 | 4 | 1 | 16 |
| " | | | 2 | | 1 | | | | | | | | 3 | | | | | | | | 3 | | 3 | | 6 |
| 8 " | | | | | | | | | | | | | 1 | | | | | | | | | | 1 | | 1 |
| 19 " | | | | | | | | | | | | | | | | | | | | | | | | | |
| 20 " | | | | | | | | | | | | | | | | | | | | | | | | | |
| Total | 5 | | 637 | 265 | 93 | 11 | 46 | 38 | 5 | 4 | | | 345 | 68 | 47 | 10 | 8 | | 2 | 2 | 553 | 313 | 402 | 50 | 1,405 |

APPENDIX No. 10

CHILDREN BETWEEN THE AGES OF 5 AND 20 RECEIVING INSTRUCTION.

RIVIÈRE DU REMPART

| AGES. | Europeans, whites, mixed and coloured. | | | | | | | | | | Indo Mauritians | | | | | Total | | | | Grand Total | | | | | |
|---------|--|---|-----------------------|-----|-------------------|-----|---------------------|----|---------|---|------------------|---|------------------------|---|-------------------|-------|--------------------|---|---------|-------------|--|-----|------------------|----|-----|
| | At Royal College | | At Government Schools | | At Aided Schools. | | At Private Schools. | | At Home | | At Royal College | | At Government Schools. | | At Aided Schools. | | At Private Schools | | At Home | | Europeans, whites, mixed and coloured. | | Indo Mauritians. | | |
| | M | F | M | F | M | F | M | F | M | F | M | F | M | F | M | F | M | F | M | | F | M | F | M | F |
| 5 years | | | 6 | 4 | 15 | 15 | 1 | 2 | | 2 | | | 2 | 1 | 2 | | | | | | 22 | 23 | 4 | 1 | 50 |
| 6 " | | | 12 | 10 | 11 | 18 | 1 | 4 | | | | | 6 | 2 | 2 | 1 | 1 | | | | 24 | 32 | 9 | 3 | 68 |
| 7 " | | | 15 | 7 | 14 | 19 | 1 | 3 | | | | | 9 | 1 | 3 | 1 | | | | | 30 | 29 | 12 | 2 | 73 |
| 8 " | | | 11 | 11 | 12 | 21 | 2 | 1 | | | | | 7 | 2 | 3 | | | | | | 25 | 33 | 10 | 2 | 70 |
| 9 " | | | 16 | 9 | 13 | 17 | | 2 | | 1 | | | 15 | 1 | 6 | | 1 | | 1 | | 29 | 29 | 23 | 1 | 82 |
| 10 " | | | 18 | 21 | 21 | 24 | 4 | 1 | | | | | 14 | 1 | 3 | | | | | | 46 | 46 | 17 | 1 | 110 |
| 11 " | 1 | | 14 | 7 | 15 | 14 | | 2 | | | | | 7 | | 3 | | | | | | 30 | 23 | 10 | | 63 |
| 12 " | | | 22 | 13 | 16 | 6 | 1 | | | | | | 6 | 1 | 3 | | | | | | 39 | 19 | 9 | 1 | 68 |
| 13 " | | | 10 | 8 | 14 | 11 | | 5 | | | | | 5 | | 2 | 1 | | | | | 24 | 21 | 7 | 1 | 56 |
| 14 " | | | 9 | 4 | 7 | 13 | 1 | 1 | | 1 | | | 7 | | 3 | | 1 | | | | 17 | 19 | 11 | | 47 |
| 15 " | 2 | | 8 | 5 | 3 | 6 | | 2 | | | | | 1 | | | | | | 1 | | 13 | 13 | 2 | | 28 |
| 16 " | | | 1 | 1 | 3 | 3 | | 1 | | | | | | | | | | | | | 4 | 5 | | | |
| 17 " | 2 | | 1 | | | | | | | | | | 1 | | | | | | | | 3 | | 1 | | |
| 18 " | | | | | | | | | | | | | | | | | | | | | | | | | |
| 19 " | | | | | | | | | | 1 | | | | | | | | | | | | | 1 | | 1 |
| 20 | | | | | | | | | | | | | | | | | | | | | | | | | |
| Total | 5 | | 143 | 109 | 147 | 167 | 11 | 24 | | 4 | 1 | | 80 | 9 | 30 | 3 | 3 | | 2 | | 306 | 295 | 116 | 12 | 729 |

APPENDIX No. 10

CHILDREN BETWEEN THE AGES OF 5 AND 20 RECEIVING INSTRUCTION.

FLACQ

| AGES. | Europeans, whites, mixed and coloured. | | | | | | | | | | Indo Mauritians. | | | | | | | | | | Total | | | | Grand Total |
|---------|--|---|------------------------|-----|-------------------|-----|---------------------|----|---------|---|------------------|---|------------------------|----|-------------------|----|--------------------|---|---------|---|--|-----|-----------------|----|-------------|
| | At Royal College | | At Government Schools. | | At Aided Schools. | | At Private Schools. | | At Home | | At Royal College | | At Government Schools. | | At Aided Schools. | | At Private Schools | | At Home | | Europeans, whites, mixed and coloured. | | Indo Mauritians | | |
| | M | F | M | F | M | F | M | F | M | F | M | F | M | F | M | F | M | F | M | F | M | F | M | F | |
| 5 years | | | 27 | 26 | 16 | 13 | 5 | 2 | | | | | 16 | 6 | 9 | 3 | 5 | 1 | | | 48 | 41 | 30 | 10 | 129 |
| 6 " | | | 38 | 20 | 15 | 9 | 4 | 4 | | | | | 18 | 6 | 1 | 1 | 8 | 1 | | | 57 | 33 | 40 | 8 | 138 |
| 7 " | | | 41 | 29 | 19 | 12 | 6 | 3 | 1 | | | | 37 | 8 | 29 | 1 | 8 | | | | 67 | 41 | 74 | 9 | 191 |
| 8 " | | | 47 | 38 | 17 | 12 | 5 | 2 | 1 | | | | 47 | 11 | 28 | 8 | 9 | | | | 70 | 52 | 84 | 19 | 225 |
| 9 " | | | 58 | 30 | 11 | 17 | 5 | 2 | | | | | 42 | 8 | 34 | 6 | 10 | 2 | | | 74 | 49 | 88 | 11 | 225 |
| 10 " | | | 67 | 54 | 25 | 16 | 3 | 1 | 2 | 1 | | | 49 | 6 | 33 | 4 | 5 | 1 | | | 97 | 72 | 88 | 10 | 267 |
| 11 " | 1 | | 43 | 31 | 15 | 11 | 1 | 4 | | | | | 42 | 6 | 22 | | 5 | 1 | | | 60 | 46 | 70 | 6 | 182 |
| 12 " | | | 51 | 28 | 11 | 9 | 2 | 5 | | | | | 29 | 1 | 28 | 3 | 3 | | | | 64 | 12 | 60 | 4 | 170 |
| 13 " | | | 29 | 19 | 12 | 14 | 2 | 2 | | | | | 22 | 3 | 11 | 1 | | 1 | | | 43 | 35 | 33 | 5 | 116 |
| 14 " | | | 24 | 9 | 10 | 2 | 1 | | 1 | | | | 15 | 4 | 3 | 1 | 5 | 1 | | | 35 | 12 | 24 | 5 | 76 |
| 15 " | | | 14 | 17 | 5 | 7 | 2 | 1 | | | | | 4 | | 2 | 1 | 1 | | | | 21 | 25 | 7 | 1 | 54 |
| 16 " | 1 | | 5 | 4 | 4 | 1 | 2 | 1 | | | | | 5 | | 2 | | 2 | | | | 12 | 6 | 9 | | 27 |
| 17 " | | | | | | | | | | | | | | | 1 | | | | | | | | 1 | | 1 |
| 18 " | | | | | | 1 | | | | | | | | | | | | | | | 1 | | | | 1 |
| 19 " | | | | | | | | | | | | | | | | | | | | | | | | | |
| 20 " | | | | | | | | | | | | | | | | | | | | | | | | | |
| Total | 2 | | 44 | 305 | 161 | 123 | 38 | 27 | 4 | 2 | | | 326 | 59 | 216 | 29 | 61 | 3 | 5 | | 619 | 157 | 608 | 91 | 1,805 |

APPENDIX No. 10

CHILDREN BETWEEN THE AGES OF 5 AND 20 RECEIVING INSTRUCTION.

GRAND PORT

| AGES. | Europeans, whites, mixed and coloured. | | | | | | | | | | Indo Mauritians | | | | | | Total | | | | Grand Total | | | | |
|---------|--|---|-----------------------|-----|-------------------|-----|---------------------|----|---------|---|------------------|---|------------------------|-----|-------------------|----|--------------------|---|---------|---|-------------|--|-----|------------------|-------|
| | At Royal College | | At Government Schools | | At Aided Schools. | | At Private Schools. | | At Home | | At Royal College | | At Government Schools. | | At Aided Schools. | | At Private Schools | | At Home | | | Europeans, whites, mixed and coloured. | | Indo Mauritians. | |
| | M | F | M | F | M | F | M | F | M | F | M | F | M | F | M | F | M | F | M | F | | M | F | M | F |
| | | | | | | | | | | | | | | | | | | | | | | | | | |
| 5 years | | | 31 | 22 | 23 | 21 | 4 | | | | | | 20 | 11 | 11 | 10 | 1 | | | | 58 | 43 | 32 | 21 | 154 |
| 6 " | | | 41 | 26 | 21 | 23 | 2 | 1 | 1 | | | | 38 | 8 | 10 | 3 | 2 | 1 | | | 68 | 50 | 50 | 12 | 180 |
| 7 " | | | 47 | 30 | 35 | 27 | 3 | 2 | 1 | 1 | | | 45 | 20 | 12 | 11 | 1 | | | | 86 | 60 | 58 | 31 | 235 |
| 8 " | | | 61 | 37 | 35 | 35 | 2 | 3 | 1 | | | | 47 | 17 | 20 | 13 | 4 | | | | 98 | 76 | 71 | 30 | 275 |
| 9 " | | | 75 | 38 | 37 | 35 | 1 | 3 | | | | | 68 | 18 | 26 | 9 | | | | | 113 | 76 | 94 | 27 | 310 |
| 10 " | | | 75 | 39 | 58 | 34 | 1 | 6 | 1 | | | | 11 | 18 | 16 | 9 | 1 | | | | 134 | 80 | 58 | 27 | 299 |
| 11 " | 2 | | 53 | 38 | 35 | 28 | 1 | 2 | 1 | | | | 60 | 18 | 16 | 6 | 1 | | | | 91 | 69 | 77 | 24 | 261 |
| 12 " | 1 | | 58 | 28 | 27 | 24 | | 3 | | | | | 29 | 10 | 11 | 8 | | | | | 86 | 55 | 40 | 18 | 199 |
| 13 " | 1 | | 37 | 17 | 20 | 31 | 2 | | 1 | | | | 25 | 2 | 4 | 4 | 2 | | | | 60 | 49 | 31 | 6 | 146 |
| 14 " | 2 | | 29 | 15 | 14 | 24 | | 2 | | | | | 12 | 1 | 2 | 5 | | | | | 15 | 41 | 14 | 6 | 106 |
| 15 " | 2 | | 23 | 5 | 5 | 10 | | | | | | | 7 | 3 | | 1 | | | | | 30 | 15 | 7 | 4 | 56 |
| 16 " | 1 | | 9 | 7 | 3 | 4 | | | | | | | 8 | 2 | | 1 | 1 | | | | 13 | 11 | 9 | 3 | 36 |
| 17 " | 1 | | 1 | | 1 | | 1 | | | | | | | | | | | | | | 4 | | | | |
| 18 " | | | 1 | 1 | | 1 | | | | | | | | | | | | | | | 1 | 2 | | | |
| 19 " | | | | | | | | | | | | | | | | | | | | | | | | | |
| 20 " | | | | | | | | | | | | | | | | | | | | | | | | | |
| Total | 16 | | 511 | 303 | 317 | 297 | 17 | 22 | 2 | 5 | | | 400 | 138 | 128 | 80 | 13 | 1 | | | 867 | 627 | 541 | 200 | 2,264 |

APPENDIX No. 10

CHILDREN BETWEEN THE AGES OF 5 AND 20 RECEIVING INSTRUCTION.

SAVANNE

| AGES. | Europeans, whites, mixed and coloured. | | | | | | | | | | Indo Mauritians. | | | | | | | | | | Total | | | | Grand Total |
|---------|--|---|------------------------|-----|-------------------|-----|---------------------|----|---------|----|------------------|-----|-----------------------|----|-------------------|----|--------------------|---|---------|-----|--|-----|-----------------|-------|-------------|
| | At Royal College | | At Government Schools. | | At Aided Schools. | | At Private Schools. | | At Home | | At Royal College | | At Government Schools | | At Aided Schools. | | At Private Schools | | At Home | | Europeans, whites, mixed and coloured. | | Indo Mauritians | | |
| | M | F | M | F | M | F | M | F | M | F | M | F | M | F | M | F | M | F | M | F | M | F | M | F | |
| 5 years | | | 7 | 8 | 8 | 12 | 2 | 1 | 2 | | | 11 | 2 | 2 | 1 | 2 | 2 | | | | 19 | 21 | 15 | 5 | 60 |
| 6 " | | | 20 | 11 | 11 | 10 | 2 | 1 | | 1 | | 16 | 6 | 2 | 1 | | 1 | | | | 33 | 23 | 18 | 8 | 82 |
| 7 " | | | 30 | 15 | 13 | 13 | 3 | 2 | 1 | | | 24 | 5 | 8 | 1 | 3 | 2 | | | | 47 | 30 | 35 | 8 | 120 |
| 8 " | | | 23 | 19 | 9 | 9 | 1 | 1 | 1 | 2 | | 28 | 7 | 11 | | 1 | | | | | 34 | 31 | 40 | 7 | 112 |
| 9 " | | | 33 | 27 | 13 | 14 | 2 | 7 | 1 | 2 | | 38 | 8 | 12 | | 1 | 1 | 1 | | | 49 | 50 | 52 | 9 | 160 |
| 10 " | | | 35 | 30 | 15 | 11 | 3 | 2 | 1 | 2 | | 38 | 5 | 9 | 2 | 1 | | | | | 54 | 45 | 48 | 7 | 154 |
| 11 " | | | 38 | 17 | 13 | 8 | 3 | 4 | 1 | 2 | | 25 | 8 | 8 | 1 | 2 | | 1 | | | 55 | 31 | 36 | 9 | 131 |
| 12 " | | | 38 | 15 | 14 | 17 | | 3 | | | | 25 | 6 | 7 | 1 | 2 | | | | | 52 | 35 | 34 | 7 | 128 |
| 13 " | | | 26 | 12 | 12 | 10 | 3 | 5 | | 1 | 1 | 19 | 4 | 4 | | | | 1 | | | 41 | 28 | 24 | 5 | 98 |
| 14 " | 1 | | 13 | 3 | 5 | 2 | | | | | | 12 | | 1 | 2 | 1 | | | | | 19 | 5 | 14 | 2 | 40 |
| 15 " | 2 | | 7 | 3 | 1 | 2 | 1 | 2 | | | | 6 | | | | | | | | | 11 | 7 | 6 | | 24 |
| 16 " | 2 | | 2 | 2 | 1 | | 1 | | | | | 1 | | | | | | | | | 6 | 2 | 1 | | 9 |
| 17 " | | | | | | | | | | | | | | | | | | | | | | | | | |
| 18 " | | | | | | | | | | | | | | | | | | | | | | | | | |
| 19 " | | | | | | | | | | | | | | | | | | | | | | | | | |
| 20 " | | | | | | | | | | | | | | | | | | | | | | | | | |
| Total | 5 | | 272 | 162 | 115 | 108 | 21 | 28 | 7 | 10 | 1 | 213 | 51 | 61 | 9 | 13 | 6 | 2 | 1 | 120 | 308 | 323 | 67 | 1,118 | |

APPENDIX No. 10

CHILDREN BETWEEN THE AGES OF 5 AND 20 RECEIVING INSTRUCTION.

BLACK RIVER

| AGES. | Europeans, whites, mixed and coloured. | | | | | | | | Indo Mauritians | | | | | | Total | | | | Grand Total | | | | | | |
|---------|--|---|-----------------------|-----|-------------------|----|---------------------|---|-----------------|------------------|----|------------------------|---|-------------------|-------|---------------------|---|---------|-------------|--|-----|------------------|----|----|-----|
| | At Royal College | | At Government Schools | | At Aided Schools. | | At Private Schools. | | At Home | At Royal College | | At Government Schools. | | At Aided Schools. | | At Private Schools. | | At Home | | Europeans, whites, mixed and coloured. | | Indo Mauritians. | | | |
| | M | F | M | F | M | F | M | F | | M | F | M | F | M | F | M | F | | | M | F | M | F | | |
| 5 years | | | 11 | 5 | | 2 | 1 | | | | 2 | 1 | | | | | | | | | 12 | 7 | 2 | 1 | 22 |
| 6 " | | | 23 | 20 | | | 2 | | | | 7 | | | | | | 1 | | | | 25 | 20 | 7 | 1 | 53 |
| 7 " | | | 22 | 20 | 1 | | 1 | 1 | | | 7 | 3 | | | | | | | | | 24 | 21 | 7 | 3 | 55 |
| 8 " | | | 32 | 22 | 1 | 2 | 1 | | | | 6 | 4 | | 1 | | | | | | | 34 | 24 | 7 | 4 | 69 |
| 9 " | | | 34 | 15 | 3 | 4 | 1 | 3 | | | 10 | | | | | | | | | | 38 | 22 | 10 | | 70 |
| 10 " | | | 34 | 20 | | | | | | | 10 | 1 | | | | | | | | | 34 | 20 | 10 | 1 | 65 |
| 11 " | | | 31 | 26 | 2 | | 1 | 1 | | | 10 | 1 | | | | | | | | | 34 | 27 | 10 | 1 | 72 |
| 12 " | | | 33 | 13 | 1 | 2 | 3 | 1 | | | 3 | 2 | | | | | | | | | 37 | 16 | 3 | 2 | 58 |
| 13 " | 1 | | 27 | 18 | 2 | 2 | 2 | | | | 3 | | | | | | | | | | 32 | 20 | 3 | | 55 |
| 14 " | | | 15 | 9 | | 1 | 2 | | | | 1 | | | | | | | | | | 17 | 10 | 1 | | 28 |
| 15 " | | | 10 | 3 | | | 1 | 3 | | | 1 | | | | | | | | | | 11 | 6 | 1 | | 18 |
| 16 " | 2 | | 3 | 2 | | | | | | | 1 | | | | | | | | | | 5 | 2 | 1 | | 8 |
| 17 " | | | 1 | | | | | | | | 1 | | | | | | | | | | 1 | | 1 | | 2 |
| 18 " | | | | | | | | | | | | | | | | | | | | | | | | | |
| 19 " | | | | | | | | | | | | | | | | | | | | | | | | | |
| 20 " | | | | | | | | | | | | | | | | | | | | | | | | | |
| Total | 2 | | 276 | 173 | 10 | 12 | 15 | 9 | | | 61 | 12 | | 1 | 1 | | | | | | 304 | 195 | 63 | 13 | 575 |

APPENDIX No. 10

CHILDREN BETWEEN THE AGES OF 5 AND 20 RECEIVING INSTRUCTION

PLAINES WILHEMS

| AGES. | Europeans, whites, mixed and coloured. | | | | | | | | | | Indo Mauritians | | | | | | | | | | Total | | | | Grand Total |
|---------|--|---|-----------------------|-----|-------------------|-----|---------------------|-----|---------|-----|------------------|-----|------------------------|-----|-------------------|-----|---------------------|-----|---------|------|---------------------------------------|------|------------------|------|-------------|
| | At Royal College | | At Government Schools | | At Aided Schools. | | At Private Schools. | | At Home | | At Royal College | | At Government Schools. | | At Aided Schools. | | At Private Schools. | | At Home | | Europeans, whites, mixed and coloured | | Indo Mauritians. | | |
| | M | F | M | F | M | F | M | F | M | F | M | F | M | F | M | F | M | F | M | F | M | F | M | F | |
| | | | | | | | | | | | | | | | | | | | | | | | | | |
| 5 years | | | 28 | 24 | 34 | 33 | 26 | 30 | 9 | 9 | ... | 34 | 7 | 29 | 12 | 2 | 1 | 4 | ... | 97 | 96 | 69 | 20 | 282 | |
| 6 " | | | 47 | 36 | 56 | 49 | 34 | 22 | 3 | 3 | ... | 51 | 12 | 28 | 15 | 2 | ... | 1 | 1 | 140 | 110 | 82 | 28 | 360 | |
| 7 " | 3 | | 69 | 39 | 59 | 54 | 33 | 36 | 4 | 7 | ... | 63 | 19 | 47 | 12 | 1 | ... | ... | ... | 168 | 136 | 111 | 31 | 446 | |
| 8 " | 1 | | 88 | 47 | 82 | 52 | 37 | 31 | 5 | 5 | ... | 76 | 19 | 59 | 14 | 5 | ... | 4 | ... | 213 | 135 | 144 | 33 | 525 | |
| 9 " | 6 | | 80 | 52 | 97 | 64 | 48 | 42 | 3 | 6 | ... | 97 | 16 | 67 | 16 | 2 | ... | ... | ... | 234 | 164 | 166 | 32 | 596 | |
| 10 " | 19 | | 91 | 56 | 96 | 72 | 44 | 41 | 3 | 4 | ... | 94 | 16 | 68 | 21 | 1 | ... | ... | 1 | 253 | 173 | 163 | 38 | 627 | |
| 11 " | 26 | | 58 | 41 | 82 | 51 | 41 | 37 | 5 | 4 | ... | 77 | 18 | 52 | 17 | 1 | ... | 1 | ... | 212 | 133 | 131 | 35 | 511 | |
| 12 " | 27 | | 87 | 48 | 68 | 44 | 50 | 25 | 1 | 6 | ... | 86 | 10 | 39 | 10 | ... | ... | 1 | ... | 233 | 123 | 126 | 20 | 502 | |
| 13 " | 36 | | 53 | 44 | 38 | 40 | 23 | 42 | 2 | 5 | 2 | 58 | 9 | 24 | 7 | 3 | ... | ... | ... | 152 | 131 | 87 | 16 | 386 | |
| 14 " | 38 | | 44 | 27 | 31 | 37 | 21 | 20 | ... | 4 | ... | 34 | 3 | 18 | 5 | 2 | 1 | 1 | ... | 134 | 88 | 55 | 9 | 286 | |
| 15 " | 32 | | 43 | 18 | 23 | 20 | 13 | 21 | 1 | 2 | ... | 24 | 2 | 10 | 1 | 1 | ... | 1 | ... | 112 | 61 | 36 | 3 | 212 | |
| 16 " | 28 | | 17 | 6 | 9 | 5 | 11 | 9 | ... | 2 | 1 | 7 | 3 | 1 | 1 | 2 | ... | ... | ... | 65 | 22 | 11 | 4 | 102 | |
| 17 " | 27 | | 8 | ... | 9 | 1 | 3 | 1 | ... | ... | 1 | 2 | 1 | 1 | ... | ... | ... | ... | ... | 47 | 2 | 4 | 1 | 54 | |
| 18 " | 4 | | 2 | ... | ... | ... | 1 | 1 | ... | ... | ... | ... | ... | 1 | ... | ... | ... | ... | ... | 7 | 1 | 1 | ... | 9 | |
| 19 " | 6 | | ... | ... | ... | ... | ... | ... | ... | ... | 2 | ... | ... | ... | ... | ... | ... | ... | ... | 6 | ... | 2 | ... | 8 | |
| 20 " | 1 | | ... | ... | ... | ... | ... | ... | ... | ... | ... | ... | ... | ... | ... | ... | ... | ... | ... | 1 | ... | ... | ... | 1 | |
| Total | 254 | | 715 | 438 | 684 | 522 | 385 | 358 | 36 | 57 | 6 | 703 | 135 | 411 | 131 | 22 | 2 | 13 | 2 | 2074 | 1375 | 1188 | 270 | 1907 | |

APPENDIX No. 10

CHILDREN BETWEEN THE AGES OF 5 AND 20 RECEIVING INSTRUCTION.

MOKA

| AGES. | Europeans, whites, mixed and coloured. | | | | | | | | | | Indo Mauritians | | | | | | | | | | Total | | | | Grand Total |
|---------|--|---|-----------------------|----|-------------------|-----|--------------------|----|---------|---|------------------|-----|------------------------|-----|-------------------|----|--------------------|---|---------|---|--|-----|------------------|----|-------------|
| | At Royal College | | At Government Schools | | At Aided Schools. | | At Private Schools | | At Home | | At Royal College | | At Government Schools. | | At Aided Schools. | | At Private Schools | | At Home | | Europeans, whites, mixed and coloured. | | Indo Mauritians. | | |
| | M | F | M | F | M | F | M | F | M | F | M | F | M | F | M | F | M | F | M | F | M | F | M | F | |
| 5 years | | | 3 | 3 | 5 | 4 | 5 | 5 | | | | 6 | 1 | 6 | 2 | | | | | | 13 | 12 | 12 | 3 | 40 |
| 6 " | | | 6 | 6 | 12 | 10 | 3 | 7 | 1 | | | 16 | 2 | 12 | 3 | 2 | 1 | | | | 21 | 24 | 30 | 6 | 81 |
| 7 " | | | 9 | 5 | 9 | 6 | 4 | 5 | | | | 12 | 3 | 18 | 2 | 1 | | | | | 22 | 16 | 31 | 5 | 74 |
| 8 " | | | 12 | 6 | 18 | 14 | 5 | 6 | 1 | | | 24 | 3 | 12 | 5 | 3 | | | | | 36 | 26 | 39 | 8 | 109 |
| 9 " | | | 16 | 5 | 15 | 12 | 11 | 6 | | | | 18 | 3 | 25 | 6 | | | | | | 42 | 23 | 43 | 9 | 117 |
| 10 " | | | 16 | 11 | 25 | 13 | 5 | 5 | | | | 19 | 3 | 25 | 6 | 2 | | | | | 46 | 29 | 46 | 9 | 130 |
| 11 " | 2 | | 20 | 6 | 17 | 15 | 6 | 2 | | | | 18 | 1 | 20 | 2 | 1 | | | | | 45 | 23 | 39 | 3 | 110 |
| 12 " | 1 | | 19 | 5 | 17 | 11 | 2 | 4 | 1 | | | 19 | 1 | 14 | 2 | | | | | | 40 | 20 | 33 | 3 | 96 |
| 13 " | 2 | | 6 | 4 | 12 | 8 | 3 | 2 | | | | 8 | | 9 | 4 | | | | | | 23 | 14 | 17 | 4 | 58 |
| 14 " | 2 | | 6 | 1 | 10 | 4 | | 1 | | | | 7 | | 9 | | 1 | | | | | 18 | 6 | 17 | | 41 |
| 15 " | 3 | | 7 | 1 | 5 | 4 | | | | | | 5 | | 4 | | 1 | | | | | 15 | 5 | 10 | | 30 |
| 16 " | 2 | | 2 | 1 | | | | | | | | 2 | | 1 | | | | | | | 4 | 1 | 3 | | 8 |
| 17 " | 1 | | | | | | | | | | | | | | | | | | | | 1 | | | | 1 |
| 18 " | | | | | | | | | | | | | | | | | | | | | | | | | |
| 19 " | | | | | | | | | | | | | | | | | | | | | | | | | |
| 20 " | | | | | | | | | | | | | | | | | | | | | | | | | |
| Total | 13 | | 122 | 51 | 115 | 101 | 44 | 43 | 2 | 1 | | 154 | 17 | 155 | 32 | 11 | 1 | | | | 326 | 199 | 320 | 50 | 895 |

APPENDIX No. 10

CHILDREN BETWEEN THE AGES OF 5 AND 20 RECEIVING INSTRUCTION

RECAPITULATION

| DISTRICTS. | Europeans, whites, mixed and coloured. | | | | | | | | | | Indo Mauritians. | | | | | | | | | | Total | | | | Grand Total |
|--------------------|--|---|------------------------|-------|-------------------|-------|---------------------|-----|---------|-----|------------------|---|------------------------|-----|------------------|-----|--------------------|----|---------|---|--|-------|-----------------|-------|-------------|
| | At Royal College | | At Government Schools. | | At Aided Schools. | | At Private Schools. | | At Home | | At Royal College | | At Government Schools. | | At Aided Schools | | At Private Schools | | At Home | | Europeans, whites, mixed and coloured. | | Indo Mauritians | | |
| | M | F | M | F | M | F | M | F | M | F | M | F | M | F | M | F | M | F | M | F | M | F | M | F | |
| Port Louis | 92 | | 979 | 760 | 554 | 572 | 160 | 260 | 12 | 22 | 11 | | 460 | 116 | 173 | 88 | 101 | 78 | 9 | 4 | 1,797 | 1,611 | 754 | 286 | 4,451 |
| Pamplemousses | 5 | | 437 | 265 | 93 | 41 | 46 | 38 | 5 | 4 | | | 315 | 68 | 47 | 10 | 8 | | 2 | 2 | 586 | 348 | 402 | 89 | 1,416 |
| Riviere du Rempart | 5 | | 143 | 100 | 147 | 167 | 11 | 24 | | 4 | 1 | | 80 | 9 | 30 | 3 | 3 | | 2 | | 306 | 295 | 116 | 12 | 729 |
| Flacq | 2 | | 444 | 305 | 161 | 123 | 38 | 27 | 4 | 2 | | | 326 | 59 | 216 | 29 | 61 | 3 | 5 | | 649 | 457 | 608 | 91 | 1,805 |
| Grand Port... | 10 | | 541 | 303 | 317 | 297 | 17 | 22 | 2 | 5 | | | 400 | 128 | 128 | 80 | 13 | 1 | | | 887 | 627 | 541 | 209 | 2,264 |
| Savanne | 5 | | 272 | 162 | 115 | 108 | 21 | 28 | 7 | 10 | 1 | | 243 | 51 | 64 | 9 | 13 | 6 | 2 | 1 | 420 | 308 | 323 | 67 | 1,118 |
| Black River | 3 | | 276 | 173 | 10 | 13 | 15 | 9 | | | | | 62 | 12 | | | 1 | 1 | | | 304 | 195 | 63 | 13 | 575 |
| Plaines Wilhems | 254 | | 715 | 438 | 684 | 522 | 385 | 358 | 36 | 57 | 6 | | 703 | 135 | 444 | 131 | 22 | 2 | 13 | 2 | 2,071 | 1,375 | 1,488 | 270 | 4,907 |
| Moka | 13 | | 122 | 54 | 145 | 101 | 11 | 13 | 2 | 1 | | | 154 | 17 | 155 | 32 | 11 | 1 | | | 326 | 199 | 320 | 50 | 895 |
| Total | 389 | | 3,929 | 2,560 | 2,226 | 1,941 | 737 | 809 | 68 | 105 | 19 | | 2,773 | 595 | 1,257 | 382 | 233 | 92 | 33 | 9 | 7,349 | 5,118 | 4,315 | 1,078 | 13,460 |

APPENDIX No. 11

INDIAN POPULATION OF THE ISLAND OF MAURITIUS.

| Districts. | Immigrants. | | | | | | | | | | Indo Mauritiens. | | Other Indians | | Total | | Grand Total |
|---------------------|-------------|-------|--------|-------|--------|-----|------------|-----|--------|--------|------------------|--------|---------------|-------|---------|---------|-------------|
| | Bengal | | Madras | | Bombay | | Not stated | | Total | | M | F | M | F | M | F | |
| | M | F | M | F | M | F | M | F | M | F | | | | | | | |
| Port Louis ... | 910 | 377 | 741 | 418 | 210 | 61 | 24 | 15 | 1,885 | 871 | 7,774 | 7,598 | 2,062 | 777 | 11,721 | 9,246 | 20,967 |
| Pamplemousses ... | 2,460 | 1,173 | 637 | 265 | 43 | 16 | 6 | 3 | 3,146 | 1,457 | 13,036 | 12,059 | 845 | 602 | 17,027 | 14,118 | 31,145 |
| Rivière du Rempart | 2,131 | 1,027 | 1,172 | 531 | 45 | 27 | 3 | 1 | 3,351 | 1,586 | 8,115 | 7,746 | 624 | 452 | 12,090 | 9,781 | 21,874 |
| Flacq ... | 4,361 | 2,073 | 1,456 | 664 | 146 | 72 | 11 | 11 | 5,974 | 2,820 | 17,894 | 16,446 | 823 | 725 | 24,691 | 19,991 | 44,682 |
| Grand Port ... | 2,796 | 1,458 | 1,331 | 610 | 182 | 115 | 31 | 19 | 4,340 | 2,202 | 14,688 | 13,195 | 1,771 | 766 | 20,799 | 16,165 | 36,962 |
| Savanne ... | 2,457 | 1,023 | 2,065 | 1,068 | 125 | 39 | 77 | 85 | 4,724 | 2,215 | 10,429 | 9,879 | 465 | 230 | 15,618 | 12,324 | 27,942 |
| Black River ... | 543 | 251 | 275 | 92 | 176 | 93 | ... | ... | 994 | 436 | 3,944 | 3,571 | 213 | 194 | 5,151 | 4,201 | 9,352 |
| Plaines Wilhems ... | 2,250 | 1,166 | 1,069 | 588 | 101 | 66 | 62 | 45 | 3,482 | 1,865 | 15,455 | 14,543 | 1,034 | 538 | 19,071 | 16,946 | 36,917 |
| Moka ... | 3,155 | 1,407 | 844 | 436 | 186 | 121 | 10 | 12 | 4,195 | 1,976 | 11,635 | 10,871 | 202 | 366 | 16,032 | 13,213 | 29,245 |
| Total ... | 21,063 | 9,955 | 9,590 | 4,672 | 1,214 | 610 | 224 | 101 | 32,091 | 15,428 | 102,970 | 95,908 | 8,039 | 4,650 | 143,100 | 115,986 | 259,086 |

APPENDIX No. II
INDIAN POPULATION
RECAPITULATION

| | | Males | Females | Total |
|------------------------|-----|----------------|----------------|----------------|
| IMMIGRANTS. | | | | |
| Bengal | ... | 21,063 | 9,955 | 31,018 |
| Madras | ... | 9,590 | 1,672 | 14,262 |
| Bombay | ... | 1,214 | 610 | 1,824 |
| Not stated | ... | 224 | 191 | 415 |
| Total | | 32,091 | 15,428 | 47,519 |
| INDO-MAURITIANS | ... | 102,970 | 95,908 | 198,878 |
| OTHER INDIANS | ... | 8,039 | 4,650 | 12,689 |
| Grand Total | | 143,100 | 115,986 | 259,086 |

APPENDIX

STATEMENT SHEWING THE NUMBER OF DEAF, DUMB,

| Districts | Deaf | | | | | | | | | | Dumb | | | | | | | | | |
|--------------------|--------------------------------------|-----|----------|---|-----------------|-----|---------------|----|---------|---|--------------------------------------|----|----------|---|-----------------|----|---------------|---|---------|---|
| | Europeans whites, mixed and coloured | | Africans | | Indo-Mauritians | | Other Indians | | Chinese | | Europeans whites, mixed and coloured | | Africans | | Indo-Mauritians | | Other Indians | | Chinese | |
| | M | F | M | F | M | F | M | F | M | F | M | F | M | F | M | F | M | F | M | F |
| Port Louis | 66 | 71 | 1 | | 16 | 19 | 15 | 13 | 2 | | 6 | 9 | | | 5 | 5 | 1 | 2 | | |
| Pamplemousses | 12 | 12 | | | 16 | 6 | 29 | 5 | | | 2 | 1 | | | 11 | | 2 | 1 | | |
| Rivière du Rempart | 9 | 4 | | | 6 | 2 | 29 | 7 | | | 3 | 3 | | | 2 | 3 | 1 | | | |
| Flacq | 20 | 10 | | | 23 | 19 | 49 | 18 | | | 1 | | | | 17 | 3 | 9 | 1 | | |
| Grand Port | 23 | 23 | 1 | | 23 | 19 | 39 | 18 | 1 | | 5 | 1 | | | 8 | 4 | 6 | 2 | | |
| Savanne | 11 | 5 | | | 8 | 9 | 26 | 5 | | | 1 | 2 | | | 10 | 8 | 5 | | | |
| Black River | 9 | 3 | | | 4 | 1 | 9 | 3 | | | | | | | | | | | | |
| Plaines Wilhems | 35 | 37 | | | 27 | 19 | 45 | 14 | | | 10 | 3 | | | 19 | 1 | 2 | | | |
| Moka | 12 | 12 | | | 12 | 9 | 23 | 9 | | | 1 | 4 | | | 3 | 1 | 2 | 1 | | |
| Total | 197 | 175 | 2 | | 135 | 103 | 253 | 92 | 2 | | 29 | 23 | | | 66 | 25 | 28 | 7 | | |

No. 12

BLIND AND INSANE IN THE COLONY

| Blind | | | | | | | | | | Insane | | | | | | | | | | Total | | | | | | | | | | Grand Total | |
|--|----|----------|---|--------------------------|----|------------------|-----|--------------|---|--|-----|----------|---|--------------------------|----|------------------|----|--------------|---|--|-----|----------|---|--------------------------|-----|------------------|-----|--------------|---|----------------|---|
| Euro- peans, whites mixed & coloured | | Africans | | Indo- Mauri- tians | | Other Indians | | Chi- nese | | Euro- peans, whites mixed & coloured | | Africans | | Indo- Mauri- tians | | Other Indians | | Chi- nese | | Euro- peans, whites mixed & coloured | | Africans | | Indo- Mauri- tians | | Other Indians | | Chi- nese | | | |
| M | F | M | F | M | F | M | F | M | F | M | F | M | F | M | F | M | F | M | F | M | F | M | F | M | F | M | F | M | F | | M |
| 36 | 25 | | | 13 | 6 | 15 | 9 | 1 | | 16 | 4 | | | 7 | 1 | 2 | 1 | 1 | | 12 | 10 | 1 | | 11 | 31 | 33 | 25 | 3 | | 367 | |
| 6 | 3 | | | 6 | 3 | 21 | 18 | | | | 1 | | | 2 | | 2 | | | | 20 | 17 | | | 35 | 9 | 54 | 24 | | | 159 | |
| 2 | | | | 2 | 3 | 12 | 8 | | | 3 | | | | 5 | 1 | 2 | 1 | | | 17 | 7 | | | 15 | 9 | 35 | 16 | | | 99 | |
| 7 | 6 | | | 11 | 9 | 46 | 18 | | | 11 | 2 | | | 4 | 3 | 4 | 4 | | | 39 | 18 | | | 55 | 31 | 108 | 41 | | | 295 | |
| 15 | 3 | | | 5 | 5 | 32 | 16 | | | 6 | 1 | | | 13 | 6 | 2 | 1 | | | 49 | 28 | 1 | | 49 | 34 | 79 | 37 | 1 | | 278 | |
| 5 | 2 | | | 4 | 3 | 21 | 3 | | | 1 | | | | 1 | 3 | 2 | | | | 18 | 9 | | | 23 | 23 | 54 | 8 | | | 135 | |
| 2 | 2 | | | 3 | 1 | 9 | 3 | | | 2 | | | | 1 | | | | | | 13 | 5 | | | 11 | 2 | 18 | 6 | | | 55 | |
| 24 | 19 | | | 15 | 5 | 38 | 18 | 1 | | 132 | 107 | | | 128 | 66 | 45 | 23 | 2 | | 201 | 157 | | | 180 | 91 | 130 | 55 | 3 | | 817 | |
| 4 | 3 | | | 13 | 4 | 29 | 11 | | | 6 | 2 | | | 2 | 2 | | | | | 23 | 22 | | | 30 | 16 | 57 | 21 | | | 169 | |
| 101 | 54 | | | 72 | 39 | 223 | 104 | 2 | | 177 | 147 | | | 166 | 82 | 59 | 30 | 3 | | 504 | 372 | 2 | | 439 | 249 | 568 | 243 | 7 | | 2371 | |

APPENDIX No. 13

STATEMENT SHOWING THE NUMBER OF PERSONS IN PRISONS IN THE COLONY ON THE 31ST. OF MARCH 1901.

| District. | No. of Section. | Europeans whites, mixed and coloured. | | Africans | | Indo Mauritiens | | Other Indians | | Chinese | | Total | | Grand Total | Remarks |
|-----------------|-----------------|---------------------------------------|-----|----------|-----|-----------------|-----|---------------|-----|---------|-----|-------|-----|-------------|-------------|
| | | M | F | M | F | M | F | M | F | M | F | M | F | | |
| Port Louis | 33 | 86 | 7 | 7 | ... | 107 | 1 | 91 | 3 | 1 | ... | 292 | 11 | 303 | Prisons |
| Plaines Wilhems | 92 | 151 | ... | 5 | ... | 118 | ... | 165 | ... | 7 | ... | 179 | ... | 479 | Prisons |
| Plaines Wilhems | 93 | 27 | ... | ... | ... | 31 | ... | ... | ... | ... | ... | 61 | ... | 61 | Reformatory |
| Total | ... | 264 | 7 | 12 | ... | 280 | 1 | 359 | 3 | 8 | ... | 832 | 11 | 843 | |

APPENDIX No. 14

STATEMENT SHEWING THE NUMBER OF PERSONS IN ASYLUMS, HOSPITALS AND POOR HOUSES
IN THE COLONY ON THE 31ST. OF MARCH 1901.

| District. | No. of Section. | Europeans, whites, mixed and coloured. | | Africans | | Indo Mauritian | | Other Indians | | Chinese | | Total | | Grand Total | Remarks |
|--------------------|-----------------|--|-----|----------|----|----------------|-----|---------------|-----|---------|---|-------|-----|-------------|---------------------------|
| | | M | F | M | F | M | F | M | F | M | F | M | F | | |
| | | Port Louis | 6 | 27 | 10 | 1 | | | 3 | 4 | | 6 | | | |
| Do. | 10 | | 40 | | | | | | | | | | 40 | 40 | Convent (Orphans' Asylum) |
| Do. | 23 | 2 | 28 | | | | 1 | | | 33 | | 35 | 29 | 64 | Infirmiry (Paupers) |
| Do. | 28 | 68 | 35 | 2 | 1 | 64 | 18 | 47 | 8 | 6 | | 187 | 62 | 249 | Civil Hospital |
| Do. | 33 | | 19 | | | | | | | | | | 19 | 19 | Convent (Orphans' Asylum) |
| Do. | 33 | 25 | 53 | 1 | 1 | 6 | 14 | 15 | 10 | | | 47 | 78 | 125 | Infirmiry (Paupers) |
| Do. | 49 | | 19 | | | | | | | | | | 19 | 19 | Convent (Orphans' Asylum) |
| Pamplemousses | 55 | 14 | 1 | 18 | | 3 | | 55 | | | | 90 | 1 | 91 | Infirmiry (Paupers) |
| Do. | 56 | 7 | 2 | 5 | 6 | | 5 | 6 | 5 | | | 18 | 18 | 36 | Do. |
| Rivière du Rempart | 64 | 5 | 9 | 13 | 2 | 10 | 6 | 5 | | | | 33 | 17 | 50 | Poor Law Hospital |
| Flacq | 69 | 8 | 12 | 5 | 5 | 23 | 11 | 32 | 5 | | | 68 | 33 | 101 | Do. |
| Grand Port | 74 | | 8 | | | | 35 | | 3 | | | | 46 | 46 | Orphanage |
| Do. | 77 | 35 | 13 | | | 10 | 24 | 22 | 1 | | | 67 | 38 | 105 | Poor Law Hospital |
| Savanne | 81 | 21 | 11 | 1 | | 10 | 4 | 29 | 1 | | | 61 | 16 | 77 | Do. |
| Plaines Wilhems | 92 | 97 | 89 | 9 | 6 | 101 | 43 | 37 | 19 | 7 | | 251 | 157 | 408 | Lunatic Asylum |
| Do. | 92 | 5 | 13 | | | 14 | 16 | | | | | 19 | 29 | 48 | Barkly Asylum |
| Do. | 92 | 86 | 39 | 6 | | 48 | 7 | 148 | 32 | 7 | | 295 | 78 | 373 | Barkly Hospital |
| Do. | 95 | 4 | | | | 5 | | | | | | 9 | | 9 | Orphanage |
| Do. | 95 | 10 | 13 | | | 4 | | 50 | 17 | | | 64 | 30 | 94 | Infirmiry (Paupers) |
| Moka | 106 | 2 | 12 | | | 7 | 3 | 5 | | | | 14 | 15 | 29 | Poor Law Hospital |
| Total | | 416 | 426 | 61 | 21 | 305 | 190 | 455 | 101 | 59 | | 1,296 | 738 | 2,034 | |

APPENDIX No. 15

STATEMENT SHEWING THE TOTAL NUMBER OF HOUSES (INHABITED AND UNINHABITED) IN THE COLONY.

| Districts. | BUILT OF | | | | | Grand Total |
|--------------------|------------|--------|--------|----------------------|--------------------|----------------|
| | Sheet Iron | Stone | Wood | Logs (Palissades) | Thatch or aloes | |
| Port Louis | 599 | 2,942 | 9,359 | 510 | 1,020 | 14,430 |
| Pamplemousses | 181 | 3,751 | 1,294 | 480 | 5,862 | 11,574 |
| Rivière du Rempart | 27 | 3,196 | 381 | 384 | 1,805 | 5,796 |
| Flacq | 128 | 5,198 | 1,699 | 1,190 | 3,051 | 11,569 |
| Grand Port | 208 | 1,021 | 1,654 | 11 | 7,952 | 10,879 |
| Savanne | 68 | 1,204 | 1,230 | 370 | 3,783 | 6,655 |
| Black River | 10 | 1,657 | 308 | 117 | 2,170 | 4,592 |
| Plaines Wilhems | 965 | 5,328 | 6,904 | 135 | 3,143 | 16,472 |
| Moka | 111 | 2,753 | 1,066 | 196 | 3,658 | 8,061 |
| Total | 2,680 | 27,033 | 26,895 | 4,026 | 32,447 | 93,031 |

APPENDIX No. 16

STATEMENT SHewing THE TOTAL NUMBER OF SEPARATE DWELLING PLACES (PRINCIPAL HOUSES AND DEPENDENCIES)

| Districts | Inhabited by | | | | | | | | Uninhabited | Stores | Total |
|------------------------|-----------------|---------|----------|----------|----------|----------|-----------|---------------|-------------|--------|--------|
| | Not more than 5 | 5 to 10 | 10 to 20 | 20 to 40 | 40 to 60 | 60 to 80 | 80 to 100 | More than 100 | | | |
| Port Louis ... | 9,589 | 2,303 | 577 | 107 | 10 | 4 | 4 | 8 | 1,554 | 274 | 14,430 |
| Pamplemousses ... | 8,961 | 1,828 | 132 | 68 | 13 | 8 | 5 | 19 | 534 | 6 | 11,574 |
| Rivière du Rempart ... | 4,819 | 690 | 100 | 16 | 5 | 4 | 2 | 19 | 138 | 3 | 5,796 |
| Flacq ... | 11,522 | 2,070 | 100 | 28 | 6 | 2 | 1 | 25 | 506 | 9 | 14,569 |
| Grand Port ... | 8,287 | 1,815 | 310 | 19 | 10 | 3 | 1 | 20 | 407 | 7 | 10,879 |
| Savanne ... | 5,140 | 935 | 185 | 14 | 5 | 1 | ... | 18 | 353 | 4 | 6,655 |
| Black River ... | 3,870 | 445 | 49 | 5 | 1 | 2 | 1 | 5 | 204 | 4 | 4,592 |
| Plaines Wilhems ... | 12,155 | 2,575 | 810 | 152 | 4 | 2 | 2 | 7 | 749 | 16 | 16,472 |
| Moka ... | 6,687 | 1,125 | 49 | 32 | 3 | 2 | ... | 19 | 142 | 5 | 8,061 |
| Total | 71,060 | 13,786 | 2,612 | 444 | 57 | 28 | 16 | 113 | 4,587 | 328 | 93,031 |

APPENDIX No. 17

POPULATION OF THE DEPENDENCIES OF MAURITIUS IN 1851, 1861, 1871, AND 1891.

| DEPENDENCIES. | 1851. | | | 1861. | | | 1871. | | | 1881. | | | 1891. | | |
|--------------------------------|-------|-------|-------|-------|-------|-------|-------|-------|--------|-------|-------|--------|-------|-------|-------|
| | M | F | Total | M | F | Total | M | F | Total | M | F | Total | M | F | Total |
| Seychelles Archipelago | 3,626 | 3,185 | 6,811 | 3,767 | 3,719 | 7,486 | 5,793 | 5,289 | 11,082 | 7,179 | 6,902 | 14,081 | .. | .. | .. |
| Rodrigues .. | 327 | 168 | 495 | 64 | 229 | 693 | 693 | 415 | 1,108 | 812 | 619 | 1,431 | 1,154 | 914 | 2,068 |
| Chagos Archipelago .. | 347 | 87 | 434 | 117 | 137 | 554 | 423 | 220 | 643 | 524 | 265 | 789 | .. | .. | .. |
| Agalega .. | 167 | 75 | 242 | 101 | 40 | 141 | 177 | 99 | 276 | 214 | 107 | 321 | 215 | 121 | 336 |
| Amirantes Archipelago ... | 28 | 2 | 30 | 57 | 17 | 74 | 64 | 33 | 97 | 66 | 44 | 110 | .. | .. | .. |
| Coetivy | 23 | 5 | 28 | 22 | 14 | 36 | 48 | 20 | 68 | 67 | 39 | 106 | 40 | 18 | 58 |
| Islands North of Madagascar .. | 61 | .. | 61 | .. | .. | .. | 46 | 16 | 62 | 23 | 13 | 36 | .. | .. | .. |
| Six Islands | .. | .. | .. | 30 | 6 | 36 | 22 | 24 | 46 | 50 | 32 | 82 | 47 | 20 | 67 |
| Cargados Carajos .. | .. | .. | .. | 35 | .. | 35 | 9 | .. | 9 | 6 | .. | 6 | .. | .. | .. |
| Salomon Islands | .. | .. | .. | .. | .. | .. | .. | .. | .. | .. | .. | .. | 88 | 54 | 142 |
| Trois Frères | .. | .. | .. | .. | .. | .. | .. | .. | .. | .. | .. | .. | 52 | 32 | 84 |
| Diego Garcia | .. | .. | .. | .. | .. | .. | .. | .. | .. | .. | .. | .. | 308 | 161 | 469 |
| Total | 4,579 | 3,522 | 8,101 | 4,893 | 4,162 | 9,055 | 7,273 | 6,116 | 13,391 | 8,941 | 8,021 | 16,962 | 1,904 | 1,320 | 3,224 |

APPENDIX No. 17

POPULATION OF RODRIGUES AND THE MINOR DEPENDENCIES IN 1901.

| ISLANDS | Europeans, whites, mixed and coloured | | Africans | | Indo Mauritians | | Other Indians | | Chinese | | Total | | Grand Total |
|------------------------|---------------------------------------|-------|----------|----|-----------------|----|---------------|----|---------|----|-------|-------|-------------|
| | M | F | M | F | M | F | M | F | M | F | M | F | |
| | Rodrigues | 1,617 | 1,456 | 26 | 1 | 10 | 12 | 26 | 8 | 6 | .. | 1,685 | |
| Diégo Garcia .. . | 259 | 190 | 53 | 8 | .. | .. | 12 | 4 | .. | .. | 324 | 202 | 526 |
| Agalega | 140 | 102 | 31 | 5 | 32 | 36 | 20 | 6 | .. | .. | 223 | 140 | 372 |
| Perhos Banhos .. . | 96 | 73 | 15 | .. | .. | .. | .. | .. | .. | .. | 111 | 73 | 184 |
| Coetivy | 76 | 39 | 13 | 5 | 5 | 4 | 1 | .. | .. | .. | 95 | 48 | 143 |
| Salomon Islands | 54 | 45 | 15 | 5 | .. | .. | .. | .. | .. | .. | 69 | 50 | 119 |
| Six Islands | 59 | 45 | 9 | 3 | .. | .. | 1 | .. | .. | .. | 69 | 48 | 117 |
| St. Brandon | 54 | 1 | .. | .. | 29 | .. | 2 | 1 | .. | .. | 85 | 2 | 87 |
| St. Juan de Nova .. . | 47 | 18 | 7 | 2 | 1 | .. | .. | .. | .. | .. | 55 | 20 | 75 |
| Eagle Island | 34 | 26 | 11 | 2 | 1 | .. | .. | .. | .. | .. | 45 | 28 | 74 |
| Total | 2,436 | 1,995 | 180 | 31 | 78 | 52 | 62 | 19 | 6 | .. | 2,762 | 2,097 | 4,859 |

APPENDIX No. 18

CIVIL STATUS OF THE POPULATION OF THE DEPENDENCIES OF MAURITIUS.

| CIVIL STATUS | Europeans, whites, mixed and coloured | | Africans | | Indo Mauritians | | Other Indians | | Chinese | | Total | | Grand Total |
|-------------------|---|-------|----------|----|--------------------|----|------------------|----|---------|----|-------|-------|----------------|
| | M | F | M | F | M | F | M | F | M | F | M | F | |
| Married | 517 | 479 | 36 | 9 | 13 | 6 | 12 | 3 | 1 | .. | 579 | 497 | 1,076 |
| Unmarried | 1,879 | 1,457 | 133 | 15 | 63 | 45 | 45 | 12 | .. | .. | 2,120 | 1,529 | 3,649 |
| Widowed | 39 | 53 | 9 | 7 | 2 | 1 | 4 | 4 | 5 | .. | 59 | 65 | 124 |
| Not stated | 1 | 6 | 2 | .. | .. | .. | 1 | .. | .. | .. | 4 | 6 | 10 |
| Total | 2,436 | 1,995 | 180 | 31 | 78 | 52 | 62 | 19 | 6 | .. | 2,762 | 2,097 | 4,859 |

APPENDIX No. 19

NATIONALITIES AND PLACES OF BIRTH OF THE POPULATION OF THE DEPENDENCIES OF MAURITIUS.

| Places of Birth | NATIONALITIES | | | | | | | | | | | | | | | | Total | | Grand Total | | |
|----------------------|---------------|-------|--------|-----|---------|-----|------------|-----|-------------|-----|------------|-----|-----------|-----|-----------|-----|------------|-----|-------------|-------|-------|
| | British | | French | | Chinese | | Malagasies | | Mozambiques | | Portuguese | | Americans | | Johannese | | Zanzibaris | | | | |
| | M | F | M | F | M | F | M | F | M | F | M | F | M | F | M | F | M | F | | | |
| Europe | | | | | | | | | | | | | | | | | | | | | |
| England | 3 | ... | ... | ... | ... | ... | ... | ... | ... | ... | ... | ... | ... | ... | ... | ... | ... | ... | 3 | ... | 3 |
| Ireland | 1 | ... | ... | ... | ... | ... | ... | ... | ... | ... | ... | ... | ... | ... | ... | ... | ... | ... | 1 | ... | 1 |
| France | ... | ... | 3 | 1 | ... | ... | ... | ... | ... | ... | ... | ... | ... | ... | ... | ... | ... | ... | 3 | 1 | 4 |
| Asia | | | | | | | | | | | | | | | | | | | | | |
| China | ... | ... | ... | ... | 6 | ... | ... | ... | ... | ... | ... | ... | ... | ... | ... | ... | ... | ... | 6 | ... | 6 |
| Madras | 20 | 2 | ... | ... | ... | ... | ... | ... | ... | ... | ... | ... | ... | ... | ... | ... | ... | ... | 20 | 2 | 22 |
| Calcutta | 19 | 5 | ... | ... | ... | ... | ... | ... | ... | ... | ... | ... | ... | ... | ... | ... | ... | ... | 19 | 5 | 24 |
| Bombay | 21 | 1 | ... | ... | ... | ... | ... | ... | ... | ... | ... | ... | ... | ... | ... | ... | ... | ... | 21 | 1 | 22 |
| Pondicherry | ... | ... | 2 | 1 | ... | ... | ... | ... | ... | ... | ... | ... | ... | ... | ... | ... | ... | ... | 2 | 1 | 3 |
| Cochin China | ... | ... | 2 | ... | ... | ... | ... | ... | ... | ... | ... | ... | ... | ... | ... | ... | ... | ... | 2 | ... | 2 |
| Africa | | | | | | | | | | | | | | | | | | | | | |
| Mauritius | 703 | 424 | ... | ... | ... | ... | ... | ... | ... | ... | ... | ... | ... | ... | ... | ... | ... | ... | 703 | 424 | 1,127 |
| Seychelles | 50 | 18 | ... | ... | ... | ... | ... | ... | ... | ... | ... | ... | ... | ... | ... | ... | ... | ... | 50 | 18 | 68 |
| Dependencies | 1,690 | 1,594 | ... | ... | ... | ... | ... | ... | ... | ... | ... | ... | ... | ... | ... | ... | ... | ... | 1,690 | 1,594 | 3,284 |
| Reunion | ... | ... | 27 | 19 | ... | ... | ... | ... | ... | ... | ... | ... | ... | ... | ... | ... | ... | ... | 27 | 19 | 46 |
| Madagascar | ... | ... | ... | ... | ... | ... | 130 | 12 | ... | ... | ... | ... | ... | ... | ... | ... | ... | ... | 130 | 12 | 142 |
| Mozambique | ... | ... | ... | ... | ... | ... | ... | 68 | 19 | ... | ... | ... | ... | ... | ... | ... | ... | ... | 68 | 19 | 87 |
| Azores | ... | ... | ... | ... | ... | ... | ... | ... | ... | 1 | ... | ... | ... | ... | ... | ... | ... | ... | 1 | ... | 1 |
| Johanna | ... | ... | ... | ... | ... | ... | ... | ... | ... | ... | ... | ... | ... | 11 | 1 | ... | ... | ... | 11 | 1 | 12 |
| Zanzibar | ... | ... | ... | ... | ... | ... | ... | ... | ... | ... | ... | ... | ... | ... | ... | ... | 3 | ... | 3 | ... | 3 |
| America | | | | | | | | | | | | | | | | | | | | | |
| United States | ... | ... | ... | ... | ... | ... | ... | ... | ... | ... | ... | ... | 1 | ... | ... | ... | ... | ... | 1 | ... | 1 |
| Oceania | | | | | | | | | | | | | | | | | | | | | |
| Manilla | ... | ... | 1 | ... | ... | ... | ... | ... | ... | ... | ... | ... | ... | ... | ... | ... | ... | ... | 1 | ... | 1 |
| Total | 2,507 | 2,044 | 35 | 21 | 6 | ... | 130 | 12 | 68 | 19 | 1 | ... | 1 | ... | 11 | 1 | 3 | ... | 2,762 | 2,097 | 4,859 |

APPENDIX No. 19—(CONTINUED)

NATIONALITIES OF THE POPULATION OF THE DEPENDENCIES OF MAURITIUS IN 1851, 1861, 1871, 1881, 1891 AND 1901

| Nationalities | 1851 | | | 1861 | | | 1871 | | | 1881 | | | 1891 | | | 1901 | | |
|----------------------|-------|-------|-------|-------|-------|-------|-------|-------|--------|-------|-------|--------|-------|-------|-------|-------|-------|-------|
| | M | F | T | M | F | T | M | F | T | M | F | T | M | F | T | M | F | T |
| Americans ... | 4 | ... | 4 | 9 | 1 | 10 | 18 | ... | 18 | 17 | ... | 17 | 2 | ... | 2 | 1 | ... | 1 |
| Arabians ... | ... | ... | ... | ... | ... | ... | 14 | 1 | 15 | ... | ... | ... | ... | ... | ... | ... | ... | ... |
| Belgians ... | ... | ... | ... | ... | ... | ... | ... | 1 | 1 | 1 | ... | 1 | ... | ... | ... | ... | ... | ... |
| British ... | 2,762 | 2,822 | 5,584 | 3,716 | 3,545 | 7,261 | 6,549 | 5,829 | 12,378 | 6,999 | 7,028 | 14,027 | 1,625 | 1,256 | 2,881 | 2,507 | 2,044 | 4,551 |
| Chinese ... | ... | ... | ... | 1 | 1 | 2 | 2 | 1 | 3 | ... | ... | ... | 4 | ... | 4 | 6 | ... | 6 |
| Danes ... | ... | ... | ... | ... | ... | ... | ... | ... | ... | ... | 1 | 1 | 1 | ... | 1 | ... | ... | ... |
| French ... | 140 | 104 | 244 | 92 | 126 | 218 | 156 | 68 | 224 | 157 | 81 | 241 | 42 | 23 | 65 | 35 | 21 | 56 |
| Germans ... | ... | ... | ... | ... | ... | ... | 3 | 1 | 4 | 4 | ... | 4 | ... | ... | ... | ... | ... | ... |
| Greeks ... | ... | ... | ... | 1 | ... | 1 | ... | ... | ... | ... | ... | ... | ... | ... | ... | ... | ... | ... |
| Italians ... | ... | ... | ... | 2 | ... | 2 | 1 | ... | 1 | 5 | ... | 5 | ... | ... | ... | ... | ... | ... |
| Johannese ... | ... | ... | ... | ... | ... | ... | ... | ... | ... | ... | ... | ... | 1 | ... | 1 | 11 | 1 | 12 |
| Malagassies ... | 249 | 124 | 373 | 207 | 99 | 306 | 370 | 97 | 467 | 377 | 67 | 444 | 177 | 24 | 201 | 130 | 12 | 142 |
| Mozambiques.. | 1,152 | 466 | 1,618 | 741 | 306 | 1,047 | 129 | 82 | 211 | 1,353 | 835 | 2,188 | 49 | 17 | 66 | 68 | 19 | 87 |
| Portuguese ... | ... | ... | ... | 6 | ... | 6 | 4 | ... | 4 | 9 | 1 | 10 | 1 | ... | 1 | 1 | ... | 1 |
| Spaniards ... | ... | ... | ... | ... | ... | ... | ... | ... | ... | 5 | ... | 5 | 1 | ... | 1 | ... | ... | ... |
| Swedes ... | ... | ... | ... | ... | ... | ... | 2 | ... | 2 | 1 | ... | 1 | ... | ... | ... | ... | ... | ... |
| Swiss ... | ... | ... | ... | 1 | ... | 1 | 1 | ... | 1 | ... | ... | ... | ... | ... | ... | ... | ... | ... |
| Turks ... | ... | ... | ... | ... | ... | ... | ... | ... | ... | 1 | ... | 1 | ... | ... | ... | ... | ... | ... |
| Zanzibaris ... | ... | ... | ... | ... | ... | ... | ... | ... | ... | ... | ... | ... | 1 | ... | 1 | 3 | ... | 3 |
| Not distinguished... | 169 | 9 | 178 | 117 | 84 | 201 | 26 | 36 | 62 | 12 | 5 | 17 | ... | ... | ... | ... | ... | ... |
| Total ... | 4,476 | 3,525 | 8,001 | 4,893 | 4,162 | 9,055 | 7,275 | 6,116 | 13,391 | 8,941 | 8,021 | 16,962 | 1,904 | 1,320 | 3,224 | 2,762 | 2,097 | 4,859 |

APPENDIX No. 20

AGES OF THE POPULATION OF THE DEPENDENCIES OF MAURITIUS.

| Ages | Europeans, whites, mixed and coloured | | Africans | | Indo Mauritians | | Other Indians | | Chinese | | Total | | Grand Total |
|--------------|---|-------|----------|-----|--------------------|-----|------------------|-----|---------|-----|-------|-------|-------------|
| | M | F | M | F | M | F | M | F | M | F | M | F | |
| Under 1 year | 71 | 53 | ... | ... | 1 | 2 | ... | ... | .. | .. | 72 | 55 | 127 |
| 1—5 „ | 340 | 442 | ... | ... | 13 | 8 | ... | ... | .. | .. | 353 | 450 | 803 |
| 6—10 „ | 302 | 265 | ... | .. | 6 | 7 | ... | .. | .. | .. | 308 | 272 | 580 |
| 11—15 „ | 260 | 238 | ... | .. | 6 | 3 | ... | ... | .. | .. | 266 | 241 | 507 |
| 16—20 „ | 224 | 208 | .. | .. | 4 | 9 | 1 | 1 | .. | .. | 229 | 218 | 447 |
| 21—25 „ | 236 | 201 | 2 | ... | 12 | 6 | 1 | .. | .. | .. | 251 | 210 | 461 |
| 26—30 „ | 208 | 177 | 6 | .. | 9 | 5 | 14 | 1 | .. | .. | 237 | 183 | 420 |
| 31—35 „ | 143 | 98 | 10 | 1 | 7 | 4 | 7 | 2 | 1 | .. | 168 | 105 | 273 |
| 36—40 „ | 148 | 92 | 16 | 3 | 7 | 2 | 3 | 1 | 1 | .. | 175 | 98 | 273 |
| 41—45 „ | 105 | 40 | 19 | 4 | 4 | 5 | 9 | 3 | 2 | .. | 139 | 52 | 191 |
| 46—50 „ | 147 | 51 | 36 | 6 | 5 | 1 | 6 | 4 | 2 | .. | 196 | 62 | 258 |
| 51—55 „ | 79 | 25 | 28 | 7 | 2 | ... | 5 | 2 | .. | .. | 114 | 31 | 145 |
| 56—60 „ | 72 | 44 | 16 | 3 | 2 | ... | 6 | 4 | .. | .. | 96 | 51 | 147 |
| 61—65 „ | 32 | 20 | 23 | 2 | ... | ... | 8 | 1 | .. | .. | 63 | 23 | 86 |
| 66—70 „ | 25 | 15 | 15 | 4 | .. | .. | 1 | .. | .. | .. | 41 | 19 | 60 |
| 71—75 „ | 15 | 3 | 7 | 1 | .. | ... | 1 | ... | .. | .. | 23 | 4 | 27 |
| 76—80 „ | 12 | 10 | 1 | ... | .. | ... | ... | ... | .. | .. | 13 | 10 | 23 |
| 81—85 „ | 2 | 2 | 1 | ... | ... | ... | .. | ... | .. | .. | 3 | 2 | 5 |
| 86—90 „ | 2 | 3 | ... | .. | ... | ... | ... | .. | .. | .. | 2 | 3 | 5 |
| 91—95 „ | 1 | ... | .. | ... | ... | ... | ... | ... | .. | .. | 1 | ... | 1 |
| 96—99 „ | ... | ... | ... | .. | ... | ... | ... | ... | .. | .. | .. | ... | ... |
| 100 „ | .. | 1 | ... | .. | ... | ... | ... | ... | .. | .. | ... | 1 | 1 |
| Over 100 „ | ... | ... | ... | .. | ... | ... | ... | ... | .. | .. | ... | ... | ... |
| Not stated | 12 | 4 | ... | ... | ... | ... | .. | .. | .. | .. | 12 | 4 | 16 |
| Total ... | 2,436 | 1,995 | 180 | 31 | 78 | 52 | 62 | 19 | 6 | ... | 2,762 | 2,097 | 4,859 |

APPENDIX No. 21

RELIGIONS OF THE POPULATION OF THE DEPENDENCIES OF MAURITIUS.

| Religions. | Europeans, whites, mixed and coloured | | Africans | | Indo- Mauritians | | Other Indians | | Chinese | | Total | | Grand Total |
|-------------------------------|---|-------|----------|-----|---------------------|-----|------------------|-----|---------|-----|-------|-------|----------------|
| | M | F | M | F | M | F | M | F | M | F | M | F | |
| Buddhists | ... | ... | ... | ... | ... | ... | ... | ... | 3 | ... | 3 | ... | 3 |
| Catholics (Roman) | 2,040 | 1,703 | 67 | 12 | 19 | 20 | 9 | 5 | 3 | ... | 2,138 | 1,740 | 3,878 |
| Deists | ... | ... | 4 | ... | ... | ... | ... | ... | ... | ... | 4 | ... | 4 |
| Hindoos | ... | ... | ... | ... | 49 | 26 | 29 | 8 | ... | ... | 78 | 34 | 112 |
| Mussulman | ... | ... | 3 | ... | 9 | 5 | 9 | 1 | ... | ... | 21 | 6 | 27 |
| Protestants—not distinguished | 43 | 29 | 10 | 9 | 1 | 1 | 3 | 1 | ... | ... | 57 | 40 | 97 |
| Not stated | 353 | 263 | 96 | 10 | ... | ... | 12 | 4 | ... | ... | 461 | 277 | 738 |
| Total | 2,136 | 1,995 | 180 | 31 | 78 | 52 | 62 | 19 | 6 | ... | 2,762 | 2,097 | 4,859 |

APPENDIX No. 22

OCCUPATIONS OF THE POPULATION OF THE DEPENDENCIES OF MAURITIUS.

| OCCUPATIONS | Europeans, whites, mixed and coloured | | Africans | | Indo- Mauritians | | Other Indians | | Chinese | | Total | | Grand Total | |
|---|---|------------|------------|------------|---------------------|------------|------------------|------------|------------|------------|--------------|------------|----------------|---|
| | M | F | M | F | M | F | M | F | M | F | M | F | | |
| CLASS I | | | | | | | | | | | | | | |
| <i>Professional</i> | | | | | | | | | | | | | | |
| Catechists | 1 | ... | ... | ... | ... | ... | ... | ... | ... | ... | ... | 1 | ... | 1 |
| Civil Service, Officers & Servants | 10 | ... | ... | ... | 2 | ... | 2 | ... | ... | ... | 14 | ... | 14 | |
| Clerks—not commercial ... | 16 | ... | ... | ... | ... | ... | ... | ... | ... | ... | 16 | ... | 16 | |
| Masters of Vessels | 3 | ... | ... | ... | ... | ... | ... | ... | ... | ... | 3 | ... | 3 | |
| Midwives... .. | ... | 3 | ... | ... | ... | ... | ... | ... | ... | ... | ... | 3 | 3 | |
| Physicians and Surgeons ... | 1 | ... | ... | ... | ... | ... | ... | ... | ... | ... | 1 | ... | 1 | |
| Pilots | ... | ... | 1 | ... | ... | ... | ... | ... | ... | ... | 1 | ... | 1 | |
| Priests (christian) and Ministers of Religion | 2 | ... | ... | ... | ... | ... | ... | ... | ... | ... | 2 | ... | 2 | |
| Professors and Schoolmasters ... | 6 | ... | ... | ... | ... | ... | ... | ... | ... | ... | 6 | ... | 6 | |
| Stevedores | 3 | ... | ... | ... | ... | ... | ... | ... | ... | ... | 3 | ... | 3 | |
| Total | 42 | 3 | 1 | ... | 2 | ... | 2 | ... | ... | ... | 47 | 3 | 50 | |
| CLASS II | | | | | | | | | | | | | | |
| <i>Domestic</i> | | | | | | | | | | | | | | |
| Cooks | 11 | ... | ... | ... | 2 | ... | 1 | 1 | ... | ... | 14 | 1 | 15 | |
| Dispenser Stewards | 2 | ... | ... | ... | ... | ... | ... | ... | ... | ... | 2 | ... | 2 | |
| Domestic Servants | 30 | 36 | 1 | 2 | ... | ... | ... | 1 | ... | ... | 31 | 39 | 70 | |
| Washermen and Laundresses ... | ... | 2 | ... | ... | ... | ... | 1 | 2 | ... | ... | 1 | 4 | 5 | |
| Total | 43 | 38 | 1 | 2 | 2 | ... | 2 | 4 | ... | ... | 48 | 44 | 92 | |
| CLASS III | | | | | | | | | | | | | | |
| <i>Commercial</i> | | | | | | | | | | | | | | |
| Clerks | ... | ... | ... | ... | ... | ... | 2 | ... | ... | ... | 2 | ... | 2 | |
| Seamen | 36 | ... | ... | ... | ... | ... | ... | ... | ... | ... | 36 | ... | 36 | |
| Traders | 2 | ... | ... | ... | 5 | ... | ... | ... | 4 | ... | 11 | ... | 11 | |
| Total | 38 | ... | ... | ... | 5 | ... | 2 | ... | 4 | ... | 49 | ... | 49 | |
| CLASS IV | | | | | | | | | | | | | | |
| <i>Agricultural</i> | | | | | | | | | | | | | | |
| Cultivators | 181 | 12 | 1 | ... | ... | ... | 5 | 1 | ... | ... | 187 | 13 | 200 | |
| Gardeners | 64 | 3 | 13 | ... | ... | ... | 6 | ... | 2 | ... | 85 | 3 | 88 | |
| Hospital Attendants | 1 | 1 | ... | ... | ... | ... | ... | ... | ... | ... | 1 | 1 | 2 | |
| Labourers | 571 | 395 | 145 | 22 | 40 | 26 | 36 | 11 | ... | ... | 792 | 454 | 1,246 | |
| Managers... .. | 14 | ... | ... | ... | ... | ... | ... | ... | ... | ... | 14 | ... | 14 | |
| Overscers... .. | 23 | ... | 6 | ... | ... | ... | ... | ... | ... | ... | 29 | ... | 29 | |
| Sirdars | ... | ... | ... | ... | ... | ... | 3 | ... | ... | ... | 3 | ... | 3 | |
| Shepherds | 4 | ... | 4 | ... | ... | ... | ... | ... | ... | ... | 8 | ... | 8 | |
| Watchmen | 13 | 4 | 1 | ... | ... | ... | 1 | ... | ... | ... | 15 | 4 | 19 | |
| Total | 871 | 415 | 170 | 22 | 40 | 26 | 51 | 12 | 2 | ... | 1,134 | 475 | 1,609 | |

APPENDIX No. 22—(CONTINUED)

OCCUPATIONS OF THE POPULATION OF THE DEPENDENCIES OF MAURITIUS.

| OCCUPATIONS | Europeans, whites, mixed and coloured | | Africans | | Indo-Mauritians | | Other Indians | | Chinese | | Total | | Grand Total | | |
|--|---------------------------------------|-------|----------|-----|-----------------|-----|---------------|-----|---------|-----|-------|-----|-------------|-------|-------|
| | M | F | M | F | M | F | M | F | M | F | M | F | | | |
| CLASS V | | | | | | | | | | | | | | | |
| <i>Industrial</i> | | | | | | | | | | | | | | | |
| Bakers | 3 | ... | ... | ... | ... | ... | ... | ... | ... | ... | ... | ... | 3 | ... | 3 |
| Basket Makers .. | 1 | ... | ... | ... | ... | ... | ... | ... | ... | ... | ... | ... | 1 | ... | 1 |
| Blacksmiths ... | 9 | ... | ... | ... | ... | ... | ... | ... | ... | ... | ... | ... | 9 | ... | 9 |
| Carpenters ... | 48 | ... | ... | ... | ... | ... | ... | ... | ... | ... | ... | ... | 48 | ... | 48 |
| Caulkers | 1 | ... | ... | ... | ... | ... | ... | ... | ... | ... | ... | ... | 1 | ... | 1 |
| Coopers | 6 | ... | ... | ... | ... | ... | ... | ... | ... | ... | ... | ... | 6 | ... | 6 |
| Dress makers, Milliners and Seamstresses ... | ... | 15 | ... | ... | ... | ... | ... | ... | ... | ... | ... | ... | ... | 15 | 15 |
| Fishermen | 379 | ... | 3 | ... | 14 | ... | ... | ... | ... | ... | ... | ... | 396 | ... | 396 |
| Masons and Bricklayers ... | 13 | ... | ... | ... | ... | ... | ... | ... | ... | ... | ... | ... | 13 | ... | 13 |
| Saddlers and Harness Makers ... | ... | ... | ... | ... | 1 | ... | ... | ... | ... | ... | ... | ... | 1 | ... | 1 |
| Sawyers | ... | ... | 1 | ... | ... | ... | ... | ... | ... | ... | ... | ... | 1 | ... | 1 |
| Shoemakers | 2 | ... | ... | ... | ... | ... | ... | ... | ... | ... | ... | ... | 2 | ... | 2 |
| Tinsmiths | 1 | ... | ... | ... | ... | ... | ... | ... | ... | ... | ... | ... | 1 | ... | 1 |
| Wheelwrights ... | 4 | ... | ... | ... | ... | ... | ... | ... | ... | ... | ... | ... | 4 | ... | 4 |
| Total | 467 | 15 | 4 | ... | 15 | ... | ... | ... | ... | ... | ... | ... | 486 | 15 | 501 |
| CLASS VI | | | | | | | | | | | | | | | |
| <i>Indefinite and non-productive</i> | | | | | | | | | | | | | | | |
| Proprietors | 16 | 2 | ... | ... | ... | ... | ... | ... | ... | ... | ... | ... | 16 | 2 | 18 |
| Persons without employment ... | 959 | 1,522 | 4 | 7 | 14 | 26 | 5 | 3 | ... | ... | ... | ... | 982 | 1,558 | 2,540 |
| Total | 975 | 1,524 | 4 | 7 | 14 | 26 | 5 | 3 | ... | ... | ... | ... | 998 | 1,560 | 2,558 |

APPENDIX No. 22

OCCUPATIONS OF THE POPULATION OF THE DEPENDENCIES OF MAURITIUS.

RECAPITULATION

| OCCUPATIONS | Europeans, whites, mixed and coloured | | Africans | | Indo- Mauritians | | Other Indians | | Chinese | | Total | | Grand Total |
|-----------------------------------|---|-------|----------|-----|---------------------|-----|------------------|-----|---------|-----|-------|-------|----------------|
| | M | F | M | F | M | F | M | F | M | F | M | F | |
| CLASS I | | | | | | | | | | | | | |
| Professional | 42 | 3 | 1 | ... | 2 | ... | 2 | ... | ... | ... | 47 | 3 | 50 |
| CLASS II | | | | | | | | | | | | | |
| Domestic | 43 | 38 | 1 | 2 | 2 | ... | 2 | 4 | ... | ... | 48 | 44 | 92 |
| CLASS III | | | | | | | | | | | | | |
| Commercial | 38 | ... | ... | ... | 5 | ... | 2 | ... | 4 | ... | 49 | ... | 49 |
| CLASS IV | | | | | | | | | | | | | |
| Agricultural | 871 | 415 | 170 | 22 | 40 | 26 | 51 | 12 | 2 | ... | 1,134 | 475 | 1,609 |
| CLASS V | | | | | | | | | | | | | |
| Industrial | 467 | 15 | 4 | ... | 15 | ... | ... | ... | ... | ... | 486 | 15 | 501 |
| CLASS VI | | | | | | | | | | | | | |
| Indefinite and non-productive ... | 975 | 1,524 | 4 | 7 | 14 | 26 | 5 | 3 | ... | ... | 998 | 1,560 | 2,558 |
| Total | 2,436 | 1,995 | 180 | 31 | 78 | 52 | 62 | 19 | 6 | ... | 2,762 | 2,097 | 4,859 |

APPENDIX No. 23

CHILDREN BETWEEN THE AGES OF 5 AND 20 RECEIVING INSTRUCTION.

RODRIGUES

| AGES. | Europeans, whites, mixed and Coloured. | | | | | | Grand Total |
|-----------|--|-----|--------------------|-----|-------|-----|-------------|
| | At Government Schools. | | At Private Schools | | Total | | |
| | M | F | M | F | M | F | |
| 5 years | 15 | 13 | ... | 1 | 15 | 14 | 29 |
| 6 " | 14 | 13 | 1 | . | 15 | 13 | 28 |
| 7 " | 20 | 22 | 1 | ... | 21 | 22 | 43 |
| 8 " | 24 | 11 | ... | 1 | 24 | 12 | 36 |
| 9 " | 13 | 15 | ... | 1 | 13 | 16 | 29 |
| 10 " | 22 | 22 | 1 | ... | 23 | 22 | 45 |
| 11 " | 13 | 10 | ... | ... | 13 | 10 | 23 |
| 12 " | 10 | 10 | ... | 1 | 10 | 11 | 21 |
| 13 " | 5 | 8 | 1 | ... | 6 | 8 | 14 |
| 14 " | 3 | 6 | ... | ... | 3 | 6 | 9 |
| 15 " | ... | ... | 1 | ... | 1 | ... | 1 |
| 16 " | ... | 2 | ... | ... | ... | 2 | 2 |
| 17 " | ... | ... | ... | ... | ... | ... | ... |
| 18 " | ... | ... | ... | ... | ... | ... | ... |
| 19 " | ... | ... | ... | ... | ... | ... | ... |
| 20 " | ... | ... | ... | ... | ... | ... | ... |
| Total ... | 139 | 132 | 5 | 4 | 144 | 136 | 280 |

APPENDIX No. 24

INDIAN IMMIGRANTS IN THE DEPENDENCIES OF MAURITIUS

| Country where born | Males | Females | Total |
|--------------------|-------|---------|-------|
| Bengal | 2 | ... | 2 |
| Madras | 15 | 5 | 20 |
| Bombay | 1 | ... | 1 |
| Total | 18 | 5 | 23 |

APPENDIX No. 25

STATEMENT SHEWING THE NUMBER OF DEAF, DUMB, BLIND AND INSANE IN THE DEPENDENCIES
OF MAURITIUS

| Infirmities | Europeans, whites, mixed and coloured | | Africans | | Indo- Mauritians | | Other Indians | | Chinese | | Total | | Grand Total |
|--------------|--|----|----------|----|---------------------|----|------------------|----|---------|----|-------|----|----------------|
| | M | F | M | F | M | F | M | F | M | F | M | F | |
| | Deaf | 8 | 4 | 3 | .. | 2 | .. | .. | .. | .. | .. | 13 | |
| Dumb | 2 | 1 | .. | .. | .. | .. | .. | .. | .. | .. | 2 | 1 | 3 |
| Blind | 1 | 2 | .. | .. | .. | .. | .. | .. | .. | .. | 1 | 2 | 3 |
| Insane... .. | 2 | .. | .. | .. | .. | .. | .. | .. | .. | .. | 2 | .. | .. |
| Total | 13 | 7 | 3 | .. | 2 | .. | .. | .. | .. | .. | 18 | 7 | 25 |

APPENDIX No. 26

—o—

NUMBER, NAMES AND LIMITS OF EACH SECTION

—o—

No. 1**Port Louis “ Pieterboth ” Section**

Bounded on the *south* : by the mountain ridge line from Pieterboth peak to Pouce mountain.

On the *west* : by the Prêtres mountain from Pouce mountain to Mr. Ev. Arékion's boundary.

On the *north* : by Mr. Ev. Arékion's boundary, La Caroline boundary then by Le Grand boundary to Mrs. Duvergé, and by a balisage between Mrs. Duvergé and Mrs. Widow Naz, Ory, Allapen and Canailleron on the ridge of Long mountain between Virgin peak and mountain Jacots.

On the *east* : by the ridge of the mountain between Virgin peak and mountain Jacots to Pieterboth above mentioned.

No. 2**Port Louis “ Vallée des Prêtres ” Section**

Bounded on the *north* : by the Government reserves boundary between terrain Babet Dioré or Mr. Hewetson and Champville belonging to Mr. Leclézio, starting from Long mountain to river Lataniers, then in a straight line to the old battery Dumat on Les Prêtres mountain.

On the *west* : by the ridge line of Les Prêtres mountain from battery Dumat to Mr. Ev. Arékion's boundary.

On the *south* : by Mr. Ev. Arékion and La Caroline boundaries with Village estate and by boundary between Legrand and Village estate then by boundary of Mrs. Widow Naz, Ory, Allapea and Canailleron situate between the Virgin peak and mountain Jacots.

On the *east* : by the ridge line of Long Mountain to the Government reserves boundary above mentioned.

No. 3**Port Louis “ Ste-Croix ” Section**

Bounded on the *south-east and south* : by Mountain Long and by Government land to boundary between Mr. Leclézio's property and terrain Babet Dioré, then by this boundary to the old presbytery St. Louis and by boundary between presbytery St. Louis and Mr. Leclézio's property to Lataniers river, by this river till its junction with Pamplémousses road.

On the *west* : by Pamplémousses road.

On the *north* : by river Terre Rouge.

On the *north-west* : by district boundary line from aqueduct to Mountain Long Old Semaphore.

No. 4**Port Louis “ Champ Ville ” Section**

Bounded on the *north and west* : by Nicolay road up to Old French fortifications.

On the *south* : by old French fortifications up to battery Dumat and by a line from this battery to boundary line between Mr. Leclézio's property and the presbytery of St. Louis church.

On the *east* : by Lataniers river and Pamplémousses road up to its junction with Nicolay road.

No. 5**Port Louis “ La Briqueterie ” Section**

Bounded on *east* : by Pamplémousses road.

On the *south-east* : by Nicolay road.

On the *south-west* : by Des Bouchers street.

On the *west* : by Allée des Tamariniers.

On the *north-west* : by Cocoterie road and Railway.

On the *north* : by river Terre Rouge.

No. 6**Port Louis “ Roche Bois ” Section**

Bounded on the *west* : by the Railway.

On the *south* : by old French fortifications.

On the *east* : by Nicolay road, Des Bouchers street and Allée des Tamariniers.

On the *north* : by Cocoterie road.

No. 7**Port Louis "Mer Rouge" Section**

Bounded on the *south-east* and *south-west* : by Trou Fanfaron and Harbour beginning from viaduct of Centre Railway line and round the sea shore along the old Chaussée Trommelin and Tonneliers Island.

On the *north-west* : by the sea-coast of Tonneliers Island, up to the new chaussée leading from this Island to Engrais Mauricien, and from thence to mouth of river Terre Rouge.

On the *north* : by river Terre Rouge up to Railway line.

On the *east* : by Railway up to Trou Fanfaron.

N. B.—The other part of the Albion Dock is also comprised in this section.

No. 8**Port Louis "Fanfaron" Section**

Bounded on the *south* : by Fanfaron stream.

On the *west* : by the Railway.

On the *north* : by the old French fortifications and Military road.

On the *north-east* : by Aleppo street.

On the *south-east* : by Nicolay road.

No. 9**Port Louis "Camp Yoloffs" Section**

Bounded on the *north* : by old French fortifications and Military road.

On the *south-west* : by Aleppo street.

On the *south-east* : by Nicolay road.

No. 10**Port Louis "St. François Xavier" Section**

Bounded on the *north-west* : by Nicolay road.

On the *south* : by Fanfaron stream.

On the *east* : by Cotton street.

No. 11**Port Louis "Jardin Despeaux" Section**

Bounded on the *south-east* : by Pamplémousses road.

On the *south* : by Fanfaron stream.

On the *north-west* : by Cotton street.

On the *north* : by old French fortifications.

No. 12**Port Louis "Camp Lascars" Section**

Bounded on the *south-east* : by a straight line from battery Dumat to Paul and Virginie street and by Paul and Virginie street.

On the *south-west* : by Tranquebar and Ravine streets and Fanfaron stream.

On the *north-west* : by Pamplémousses road.

On the *north-east* : by old French fortifications to the battery Dumat on Les Prêtres mountain.

No. 13**Port Louis "Boulevard Victoria" Section**

Bounded on the *south-east* : by Boulevard Victoria, from Corderie street to ridge of Prêtres mountain.

On the *south-west* : by Corderie street.

On the *north-west* : by Corneille and Lapotaire streets, then down La Paix street to Dioré street, then from Dioré, Lenepveu and Paul and Virginie streets to ridge of Prêtres mountain.

On the *north-east* : by the ridge of Prêtres mountain.

No. 14**Port Louis "Vallée Pitot" Section**

Bounded on the *north-west* : by Boulevard Victoria from Corderie street to Prêtres mountain.

On the *east* : by the Prêtres mountain.

On the *south* : by Pouce mountain.

On the *south-west* : from Pouce highest glacis to Monneron hill near Champ de Mars and then to junction of Corderie street and Boulevard Victoria.

No. 15

Port Louis " Vallée du Pouce " Section

Bounded on the *north-west* : by Champ de Mars row, Brouard, Maingard, Houdlette, St. Denis streets and junction road to Pouce stream.

On the *west* : by Pouce stream and a dry stream.

On the *south* : by Port Louis mountain range.

On the *south-east* : by Pouce mountain ridge line.

On the *east* : by Glacis from Pouce mountain to Monneron hill near Champ de Mars, by a line from this hill to junction of Corderie street and Boulevard Victoria and then by the road in the upper part of Champ de Mars up to the Champ de Mars row.

No. 16

Port Louis " Champ de Lort " Section

Bounded on the *north-west* : by Labourdonnais street and this street produced to the top of the mountain.

On the *north-east* : by Madame street, Boulevard Rivaltz, prolongation of Wellington street up to Pouce stream near junction road and by Pouce stream.

On the *east* : by a dry stream.

On the *south-west* : by mountain of Port Louis.

No. 17

Port Louis " Signal Mountain " Section

Bounded on the *south-east* : by Labourdonnais street to the mountain.

On the *south-west* : by mountain of Port Louis from Bluff to signal station and then down to Municipal canal opposite Great Salt Pan street.

On the *north-west* : by Great Salt Pan street.

On the *north-east* : by Mayer and de Courcy, Commissaire and Lime streets.

No. 18

Port Louis " Plaine Lauzun and Entrée de la Ville " Section

Bounded on the *west* : by St. Louis stream and Dayot canal.

On the *north* : by Plaines Wilhems road and Centre Railway line up to Great Salt Pan street.

On the *south* : by district boundary line between Moka and Port Louis from Bluff to Pailles mountain and ruisseau St. Louis.

On the *east* : by Great Salt Pan street from Cassis station to Lime street then by a straight line up to Signal mountain.

On the *south-east* : by Port Louis mountain ridge from Signal Station to Bluff.

No. 19

Port Louis " Grand'Rivière " Section

Bounded on the *west* : by Plaines Wilhems canal to Martello tower near the sea.

On the *south* : by the Railway.

On the *north-west* : by Plaines Wilhems road up to bridge on St. Louis stream, by this stream and sea up to Martello tower.

On the *east* : by Dayot canal and St. Louis stream.

No. 20

Port Louis " Cassis " Section

Bounded on the *south-east* : by Reserves street and the Railway.

On the *south* : by Plaines Wilhems road to ruisseau St. Louis bridge.

On the *west* : by the sea to battery Condé.

On the *north-west* : by the sea from battery Condé to Fort William.

On the *north-east* : by the sea from Fort William to Reserves street.

No. 21

Port Louis " Caudan " Section

Bounded on the *south-east* : by the Railway from Railway bridge over Pouce stream to New Little Mountain street. (The Immigration Depot and Parc-à-Boulets Workshops included.)

On the *north and north-west* : by the quay wall from Parc-à-Boulets round by Customs shed.

On the *west* : by the Coaster Shed round Mauritius Dock to the bridge at Caudan basin over the Pouce stream.

On the *south* : by the above bridge to the store of the New Mauritius Dock on the left hand side of Pouce stream round by an entrance road to the Railway goods shed.

No. 22**Port Louis " Pont Bourgeois "**

Bounded on the *north* : by Railway.

On the *south* : by Souillac and Brabant streets.

On the *west* : by Great Salt Pan street.

On the *east* : by Creoles stream.

No. 23**Port Louis " La Butte " Section**

Bounded on the *south-east* : by D'Alembert street.

On the *south-west* : by Commissaire and Lime streets.

On the *west* : by Great Salt Pan street.

On the *north* : by Brabant and Souillac streets.

On the *north-east* : by Creoles stream.

No. 24**Port Louis " Armoury " Section**

Bounded on the *north-west* : by D'Alembert street.

On the *south-east* : by Gaiety street.

On the *south-west* : by Commissaire street.

On the *north-east* : by Orléans street and Creoles stream.

No. 25**Port Louis " Creoles " Section**

Bounded on the *south-east* : by Desroches street.

On the *south-west* : by Commissaire street.

On the *north-west* : by Gaiety street.

On the *north-east* : by Madame street.

No. 26**Port Louis " Pond " Section**

Bounded on the *north-west* : by Desroches street.

On the *south-west* : by Commissaire, de Courey and Mayer streets.

On the *south-east* : by Labourdonnais street.

On the *north-east* : by Madame street.

No. 27**Port Louis " Boulevard Rivaltz " Section**

Bounded on the *north-west* : by Labourdonnais street.

On the *south-west* : by Madame street, Boulevard Rivaltz, prolongation of Wellington street to Pouce stream near junction road.

On the *south-east and east* : by Pouce stream.

No. 28**Port Louis " College " Section**

Bounded on the *north-west* : by Desroches street.

On the *south-west* : by Madame street.

On the *south-east* : by Labourdonnais street.

On the *north-east* : by Rempart street.

On the *east* : by Pouce stream and Chapel street.

No. 29**Port Louis " Immaculée Conception " Section**

Bounded on the *south* : by Desroches street.

On the *south-west* : by Madame Street.

On the *north-west* : by Orléans, Jemmapès, Barracks and Chaussée streets.

On the *north-east* : by Poudrière street.

No. 30**Port Louis "Barracks" Section.**

Bounded on the *north-west* : by Caudan basin quay wall till north-east corner of Railway Goods shed, then by the road leading to the Goods shed, up to Pouce stream.

On the *north-east* : by Pouce Stream from entrance road to railway goods shed to Barkly street.

On the *south* : in a broken line by Orléans, Jemmapes, Barracks, Rempart and Dumat streets to Barkly street.

On the *south-west* : by Creoles stream from bridge over Pouce stream to Caudan basin.

No. 31**Port Louis "La Chaussée" Section.**

Bounded on the *north-west* : by Barkly street.

On the *north-east* : by Rempart street.

On the *south-east* : by Chaussée street.

On the *south-west* : by Pavillon street.

On the *west* : by Dumat street.

No. 32**Port Louis "Place d'Armes" Section.**

Bounded on the *north-west* : by Barkly street and the Railway.

On the *north-east* : by Church street.

On the *south-east* : by Remy Ollier street, Theatre square and Old Council street.

On the *south-west* : by Poudrière, Chaussée and Pavillon streets.

No. 33**Port Louis "St. James" Section.**

Bounded on the *north-west* : by Old Council street, Poudrière and Desroches streets.

On the *south-east* : by Labourdonnais street.

On the *north-east* : by Pope Hennessy street.

On the *west* : by Rempart and Chapel streets and the Pouce stream.

No. 34**Port Louis "Champ de Mars" Section.**

Bounded on the *north-west* : by Labourdonnais street, Champ de Mars row and D'Estaing street.

On the *north-east* : by Corderie street, till its junction with Boulevard Victoria and the road round Champ de Mars up to Champ de Mars row and road to Chateau d'Eau.

On the *south-east* : by Brouard, Maingard and Houdlette streets.

On the *south* : by St. Denis street and junction road.

On the *south-west* : by Pouce street.

No. 35**Port Louis "La Cathédrale" Section.**

Bounded on the *south-east* : by D'Estaing street or Champ de Mars.

On the *south-west* : in a broken line by Champ de Mars row, Labourdonnais and Pope Hennessy streets.

On the *north-west* : by Dauphine street.

On the *north-east* : by Corderie street.

No. 36**Port Louis "Théâtre" Section.**

Bounded on the *north-west* : by Remy Ollier street.

On the *south-west* : by Theatre square and Pope Hennessy street.

On the *south-east* : by Dauphine street.

On the *north-east* : by Little Mountain street.

No. 37**Port Louis "Mosquée" Section.**

Bounded on the *north-west* : by Queen street.

On the *south-east* : by Church street.

On the *north-east* : by Little Mountain street.

On the *south-west* : by Remy Ollier street.

No. 38**Port Louis "Bazaar" Section.**

Bounded on the *north-east* : by Hospital street.
 On the *south-east* : by Queen street.
 On the *south-west* : by Church street.
 On the *north-west* : by Railway.

No. 39**Port Louis "Customs" Section.**

Bounded on the *south-east* : by the railway from railway bridge over Pouce stream to the crossing near Immigration Depot, (the Immigration Depot and Parc-à-Boulets workshops included).
 On the *north & north-west* : by the quay wall from Parc-à-Poulets round by Customs shed.
 On the *west* : by the coast shed round Mauritius Dock to the bridge at Caudan basin over the Pouce stream.
 On the *south* : by the above bridge to the store on the other side of Pouce stream round by the entrance road to the goods shed.

No. 40**Port Louis "La Glissoire" Section.**

Bounded on the *south-east* : by David and Queen streets.
 On the *south-west* : by New Little Mountain, Farquhar and Hospital streets.
 On the *north-west* : by Fort George road, Railway line up to New Little Mountain street.
 On the *north-east* : by La Paix street.
 This section comprises the Immigration square between Farquhar street and Railway line.

No. 41**Port Louis "Limites" Section.**

Bounded on the *north-west* : by Queen and David streets.
 On the *north-east* : by La Paix street.
 On the *south-east* : by Remy Ollier street.
 On the *south-west* : by Little Mountain street.

No. 42**Port Louis "Pied de Citadel" Section.**

Bounded on the *north-west* : by Remy Ollier street.
 On the *south-west* : by La Paix street.
 On the *south-east* : by Little Mountain street.

No. 43**Port Louis "Citadel" Section.**

Bounded on the *north-west* : by Dauphine street.
 On the *south-west* : by Corderie street.
 On the *north-east* : by La Paix street.
 On the *south-east* : in a broken line by Lapotaire and Corneille streets.

No. 44**Port Louis "Ghoon" Section.**

Bounded on the *north-east* : by Corps de Garde street.
 On the *south-east* : by Paul et Virginie street.
 On the *north-west* : by Ail Doré street.
 On the *south-west* : in a broken line, west side of Plaine Verte garden, Dioré and Lenepveu streets.

No. 45**Port Louis "Lapotaire" Section.**

Bounded on the *south-east* : by Paul et Virginie street.
 On the *north-east* : by Tranquibar street.
 On the *south-west* : by Corps de Garde street.
 On the *north-west* : by Ail Doré street.

No. 46

Port Louis "Camp Malabar" Section.

Bounded on the *north-west* : by Pamplemousses road.
 On the *east* : by Ail Doré street.
 On the *south-east* : by Ravine street, Fanfaron stream.
 On the *south-west* : by the west side of Plaine Verte garden.

No. 47

Port Louis "Route des Pamplemousses" Section.

Bounded on the *north-west* : by St. François Xavier street.
 On the *south-west* : by Magon street (east).
 On the *west* : by Pamplemousses road up to Fanfaron stream.
 On the *north-east* : by Fanfaron stream.

No. 48

Port Louis "Plaine Verte" Section.

Bounded on the *north* : by Fanfaron stream.
 On the *south-west* : by Plaine Verte Garden (west-side).
 On the *north-west* : by St. François Xavier street.

No. 49

Port Louis "La Paix" Section.

Bounded on the *north-west* : by Abattoir road and Fanfaron marsh.
 On the *south-west* : by La Paix street.
 On the *south-east* : by Dioré street.
 On the *north-east* : by Magon street (west).

No. 50

Port Louis "Harbour" Section.

The Enumerator of this section has charge of the crews of all vessels, ships, boats, &c., in the Harbour of Port Louis, and at the Bell Buoy.

No. 51

Pamplemousses "Crève Cœur" Section.

Bounded on the *north* : by balisage between L'Orangerie and Walton to its junction with the old road to Pieterboth, following that same road in its northern direction round Mr. Capeyron's property to the road leading to "Nouvelle Découverte," and then following road to Nouvelle Découverte up to ridge of "Bon Amour" mountain range.

On the *east* : by the ridge line of Bon Amour mountain, to Calebasses mountain.

On the *south* : from Calebasses mountain to Deux Mamelles mountain, following the ridge.

On the *west* : from Pieterboth mountain right along ridge line of Mountain Long range down to balisage "l'Orangerie" and "Walton" (already described) which is situated near a glacier called "Gros Morne".

No. 52

Pamplemousses "Mountain Long" Section.

Bounded on the *north* : by the main road to Flacq starting from Mr. Gillot's property at Terre Rouge, near the junction of Mountain Long road. The main road to Flacq to be followed up to terrain "Bontemps" (balisage) near Adrienne estate.

On the *east* : by the terrain Bontemps (balisage) and "terrain Forty" to the balisage of Suzor and others, up to mountain "Bon Amour", following ridge line of mountain "Bon Amour" to the main road of "Nouvelle Découverte".

On the *south* : by road to "Nouvelle Découverte" near Victoria bridge, then round Capeyron's property to the old Pieterboth road until it crosses boundary between l'Orangerie and Walton, then following the said balisage to the "Gros Morne" mountain.

On the *west* : following ridge line of Mountain Long from "Gros Morne" mountain, to the very end of the said mountain where the old signal station was, near balisage of Griffith's property, then following that balisage to the Mountain Long road near Mr. Gillot's property and by the Mountain Long road which is the limit of Gillot to its junction with the main road to Flacq.

No. 53

Pamplemousses "Terre Rouge" Section.

Bounded on the *north* : by the north line of railway from bridge over Terre Rouge river crossing Riche Terre and Terre Rouge stations to the railway crossing on the road to Powder Mills and then following the said road on the right hand side to the bridge over river Calébasses or Tombeau river.

On the *east* : by the western side of the said river to its junction with the main road leading to Pamplemousses.

On the *south* : by the northern side of Pamplemousses road to its junction with Mountain Long road near Gillot's property, then from that point following Mountain Long road on its western side until it meets with prolongation of Griffith's balisage to the end of the Mountain Long where the signal station was, from this point following the district boundary line, which is an imaginary straight line, to the aqueduct of Bathurst canal on the river Terre Rouge.

On the *west* : following the eastern side of river Terre Rouge from the aqueduct to the Railway bridge already described.

No. 54

Pamplemousses "Riche Terre" Section.

Bounded on the *north* : from Tombeau Bay starting from the gate of the barachois opposite Mr. Ribet's property by following Tombeau river on its southern bank to its junction with main road to Powder Mills *v. c.* on the bridge of Calébasses river.

On the *east* : following northern side of the Powder Mills road to the railway crossing on the same road near Terre Rouge station.

On the *south* : following the railway line on its northern side starting from the crossing already described to the Railway bridge over river Terre Rouge.

On the *west* : from the said bridge following Terre Rouge river on its northern border to the sea, then following the sea coast to the barachois at Tombeau Bay already described.

No. 55

Pamplemousses "Arsenal" Section.

Bounded on the *north* : from Baie aux Tortues following Tombeau river on its southern bank to Powder Mills road, then down the same road to the 6th mile post on the road from Powder Mills to Pamplemousses, then following the said road on its southern side to the railway crossing near Pamplemousses station.

On the *south-east* : by the railway on its northern side from the railway crossing above mentioned, to the railway bridge over Calébasses river.

On the *south* : from railway bridge above mentioned along northern bank of Tombeau river to Tombeau Bay.

On the *west* : from Tombeau Bay round the coast to "Baie aux Tortues."

No. 56

Pamplemousses "Pamplemousses" Section.

Bounded on the *north* : by the southern side of the Railway from Calébasses Railway bridge crossing Pamplemousses Station to the Railway crossing on the Bois rouge road, then following Bois Rouge road on its junction with boundary line between terrain "Newman," and "Mon Rocher". Then following the said boundary to balisage with "Belle Eau".

On the *east* : following "Belle Eau" balisage from the railway line to its junction with "terrain Geffroy" northern boundary and by terrain Geffroy eastern boundary with Clémentine estate to Pamplemousses river ; from that point following the southern bank of the said river to its junction with boundary line between Mrs. Lejuge's property and "PEspérance" then following the said balisage to the main road to Flacq.

On the *south* : following the northern side of the Flacq road to Pamplemousses road and from that junction following Pamplemousses road to ruisseau "St. Louis," (a branch of Calébasses river), then from the eastern bank of Calébasses river from junction of ruisseau St. Louis to Railway bridge already described.

No. 57

Pamplemousses "Calébasses" Section.

Bounded on the *north* : by southern bank of river Calébasses starting from boundary between terrain "Bontemps" and "Forty" to the junction of a small stream forming boundary of terrain Dioré on "Adrienne estate", then following the said stream on its southern border to its junction with the great balisage of "Grande Rosalie estate" which is well defined on the spot by the sugar cane plantation.

On the *east* : by the said balisage to the boundary of Mlle. Marie then from that junction, following boundary between Mlle. Marie, and cane plantation of Grande Rosalie estate to the Nicolière mountain, then from ridge line of Nicolière mountain to the cutting on Nouvelle Découverte road

On the *south* : from the last point, following the ridge of the mountain range towards Calebasses mountain to the signal post on the said mountain.

On the *west* : from Calebasses mountain following the water shed line of Bon Amour range to the very end of Bon Amour mountain, from that point following boundary between Suzor and others the junction of the boundary between terrain "Bontemps" and "Forty" down to river Calebasses already described.

No. 58

Pamplemousses "Ville Bague" Section.

Bounded on the *north* : by Pamplemousses river starting from junction of boundary between "L'Espérance estate" and property Mon Gout, belonging to Mrs. Lejuge, to the boundary between "Le Plessis" and the "Mount Estate (near the mill Le Plessis)" from that point following the said balisage to the main road to Poudre d'Or, then following the southern side of the said road to its junction with the old Rivière du Rempart road, then from the said junction following the southern side of old Rivière du Rempart road to a point on this road and on the imaginary district boundary straight line from district boundary post on Mont Piton to Pont Praslin.

On the *east* : by the imaginary district boundary line from old Rivière du Rempart road in a straight line to district boundary post near "Pont Praslin."

On the *south* : by northern bank of Rivière du Rempart from "Pont Praslin", to district boundary post on the mountain ridge line of "Nouvelle Découverte" near "Camp Malgache" then following the ridge of "Nouvelle Découverte" mountain round the signal post on "Nicolière" mountain.

On the *west* : from signal post on Nicolière mountain to junction of boundary between Mlle. Marie's property with "Grande Rosalie" estate, then by this boundary to terrain Dioré on "Adrienne" estate, then from that junction following the grand balisage between "Grande Rosalie" and terrain Dioré to Calebasses river, then from that point following the northern side of Calebasses river to its junction with boundary between "L'Espérance" estate and Mrs. Lejuge, and by this balisage to junction of Pamplemousses river already described.

No. 59

Pamplemousses "Bois Rouge" Section.

Bounded on the *north* : by the southern side of P'Amitié road starting from Fairfund estate, northern balisage, to the 12th mile post near Hanning's mechanical engineer's workshops.

On the *east* : from district boundary post at the 12th mile post to an imaginary straight line to Mont Piton district boundary post, on the Piton, and then to an imaginary straight line to Pont Praslin, ending at Pont Praslin, until its junction with Rivière du Rempart road.

On the *south* : by the Rivière du Rempart road following its northern side to Leplessis balisage with the Mount estate nearest Leplessis mill, then down to river Pamplemousses, thence following the northern bank of the said river until it crosses Mr. Geffroy's boundary, in 3 broken lines with Clémentine estate to its junction with balisage Newman and Mon Plaisir from thence to the Railway, then by the northern side of the Railway crossing Bois Rouge road up to level crossing on the road to Powder Mills near Pamplemousses station, then following the northern side of the said road to the 6th mile mark on this road near Powder Mills.

On the *west* : by the road to St. André from the 6th mile mark to Bon Air mill then pursuing the same road to its junction with P'Amitié road already described.

No. 60

Pamplemousses "Pointe aux Piments" Section.

Bounded on the *north* : from a public road at Trou aux Biches which ends on Cannoniers Point road in front of Triolet sugar house to its junction with the boundary of several small proprietors in three broken lines and ending on Cannoniers Point road.

On the *east* : from that point which is near a Roman Catholic Chapel following the western side of Cannoniers Point road until it meets a public road near the 7 $\frac{1}{4}$ mile post or balisage between Triolet and Bon Air, then following this balisage to its junction with St. André road round Powder mills to its junction with Cannoniers Point road.

On the *south* : from that junction to River Citron bridge, then following the northern bank of Ruisseau Citron to Baie aux Tortues and Pointe aux Piments.

On the *west* : from Pointe aux Piments round the sea coast to a point at Trou aux Biches, already described.

No. 61

Pamplemousses "Plaine Papayes" Section.

Bounded on the *north-east* : from jetty of Mon Choisy at Grand Bay to district boundary post on grand balisage between Mon Choisy and Sottise estates then to a straight line or following district boundary from the last point to district boundary post on main road to Mapou.

On the *south-east* : by the north western side of Mapou road to its junction with road to P'Amitié near entrance to Harel's property (Belle Vue).

On the *south-west* : from last point following the said road which forms the limit between Mauricia and Belle Vue to its junction with the Grand Bay road to Fair Fund estate then turning round to the said road on its north-western side to the main road to Cannonniers Point.

On the *north-west* : from last junction, following south-eastern side of Cannonniers Point road to Trolet mill, thence in five broken lines to the sea ; then by the sea from the last point round Cannonniers Point Quarantine station, the Light House, and round battery Malartic to the jetty of Mon Choisy already described.

No. 62

Rivière du Rempart "Grand Bay" Section.

Bounded on the *north* : by the sea from the jetty of Mon Choisy estate at Grand Bay round the coast to the Petit Vacoas in front of St. François estate *i. e.* between Belle Rive and St. François estates.

On the *east* : from this balisage to Chemin des Forges or road to Centre of Mapou, then following the eastern side of this road to its junction with road to St. François estate, thence from the said junction following the north-western side of St. François road to its junction with the road from Grand Bay to Poudre d'Or, near property of Mr. Hugues, then following Poudre d'Or road on its south-western side from Hugue's place to Mapou road, then from that junction following the north-western side of Mapou road to boundary line between Forbach and Labourdonnais estates, then following the said boundary line in the boundary of l'Espérance estate.

On the *south* : by the boundary line between l'Espérance and Labourdonnais estates to its junction with the Railway. Then following the northern side of the Railway, crossing Mapou station to level crossing on the Amitié road, near Mapou station, then from the said crossing following l'Amitié road to its junction with main road to Mapou, then from the said junction following Mapou road on its southern side to district boundary post situated on the same side of the said road.

On the *west* : by a straight line from the said district boundary post to jetty at Mon Choisy already described.

No. 63

Rivière du Rempart "Mapou" Section.

Bounded on the *north* : from St. François estate on the coast to Pointe Oscome.

On the *east* : from Pointe Oscome to Poudre d'Or, at the end of the boundary between Belmont estate and Poudre d'Or village, then following the said balisage to another eastern balisage between Belmont and Poudre d'Or village thence down this balisage to main road from Grand Bay to Poudre d'Or, then from boundary between Poudre d'Or estate (in Canes) with l'Espérance estate (boundary) then round l'Espérance and Schenfeld boundaries to the Railway.

On the *south* : by the northern side of the Railway from the point above mentioned to boundary on Labourdonnais estate, then round Labourdonnais and l'Espérance boundaries to Forbach estate balisage and from this balisage between Labourdonnais estate and Forbach to its junction with road to Mapou estate.

On the *west* : from the said junction following the south eastern side of the said road which crosses Mr. Leclézio's estate "Mapou" to its junction with main road from Poudre d'Or to Grand Bay near Mapou mill, then up to that road on its northern side to Hugues' place at junction of road to St. François already described.

No. 64

Rivière du Rempart "Poudre d'Or" Section.

Bounded on the *north* : by the boundaries between l'Espérance, Schenfeld and Poudre d'Or estates, to the main road from Grand Bay to Poudre d'Or, thence from the two lines limiting Belmont estate with Poudre d'Or village to the sea.

On the *east* : from this said point round the coast to district boundary post at Pointe Roche Noire.

On the *south-east* : by district boundary line from Pointe Roche Noire to an imaginary straight line to Pont Praslin but meeting at the Railway on this line.

On the *south-west* : by the north-eastern side of the Railway from the point above mentioned crossing Rivière du Rempart and Poudre d'Or stations to boundary between l'Espérance and Schenfeld estates on Railway line above described.

No. 65

Rivière du Rempart "Rivière du Rempart" Section.

Bounded on the *north* and *east* : by the southern side of the Railway crossing on l'Amitié road at Mapou station through Poudre d'Or and Rivière du Rempart stations to its junction with the district boundary line between Rivière du Rempart and Placq Districts which line is an imaginary one starting from "Pointe Roche Noire" to Pont Praslin on the road to Placq.

On the *west* : by an imaginary district boundary line from Pont Praslin district boundary post to the Mont Piton district boundary post then in a straight line to the 12th mile post on the l'Amitié road near Mr. Hanning's establishment, then up the eastern side of l'Amitié road till its junction with the Railway at Mapou station.

No. 66

Flacq "Plaines des Roches" Section.

Bounded on the *north* : by the imaginary district boundary line from Pointe Roche Noire across Plaines des Roches to Pont Praslin on the Flacq road then up the Rivière du Rempart by the dike of the Ville-Bague canal to the ridge of Nicolière Mountain.

On the *west* : from last point to signal post on Nouvelle Découverte mountain, thence down the water shed line to Motte-à-Thérèse mountain.

On the *south* : from Motte-à-Thérèse mountain to its nearest point with the Haut de Flacq road, then down to the northern side of this road to its junction with boundary between Belle Vue (Piat) and Constance (d'Arifat) and then down to River du Poste, and by northern bank of this river to its junction with boundary between Belle Vue and Constance estates, then up this boundary to the River Française and by different lines limiting Constance estate with Pont Blanc village to the bridge over River Française on the Flacq road then by the northern side of River Française to the neck of Pointe d'Esney near mouth of this river.

On the *east* : from last point following the sea-coast to the Pointe Roche Noire above mentioned.

No. 67

Flacq "Flacq" Section.

Bounded on the *north* : by the southern side of River Française from its nearest point to Bras de mer Belcourt, then leaving River Française and following several lines which limit the village of Pont Blanc with the canes of Constance (d'Arifat) and again to River Française.

On the *east* : by the sea from bras de mer Belcourt to Pointe de Flacq.

On the *south* : by balisage of Belle Mare to bassin Requins and then by boundary between Belle Mare and Providence to road from Argy station to Providence, and by that road to its junction with the Railway, then by the western side of the Railway to gate-keeper on road to Quatre Cocos and by the northern side of road from Argy to Pont d'Epinay, then by road from Pont d'Epinay to Queen Victoria to its junction with boundary between Halloman and Mr. Manès' estate to the main road near Halloman's shop and by the north western side of the main road to Flacq to its junction with boundary of Manès and small proprietors through river Ceré to river du Poste.

On the *west* : by the south eastern bank of river du Poste to its junction with boundary between Belle Vue (Piat) and Constance (d'Arifat) and then up this boundary to Haut de Flacq road, and then by Haut de Flacq road to junction between Belle Vue and Constance.

No. 68

Flacq "Quatre Cocos" Section.

Bounded on the *north* : from crossing of road from Argy station to Providence at the Railway to boundary between Belle Mare and Providence down to bassin Requins and thence in a straight line to Pointe de Flacq.

On the *east* : by the sea from Pointe de Flacq to Beau Rivage.

On the *south* : by road from Beau Rivage to Rivière Sèche station and then by the eastern side of the Railway from Rivière Sèche station to Trou d'Eau Douce road, then by the road to Trou d'Eau Douce to its junction with road to Grand River South-East to Pont d'Epinay.

On the *west* : by western side of road from Pont d'Epinay to Argy station from thence to gate-keeper of Railway crossing on Quatre Cocos road and then by the eastern side of the Railway to crossing on road to Providence above described.

No. 69

Flacq "Camp de Masque" Section.

Bounded on the *north* : by an imaginary straight line from St. Julien hillock to Motte-à-Thérèse boundary post near Rich Fund, then to the junction of Brisée Verdière and Haut de Flacq roads, and by the southern side of Haut de Flacq road from junction of these two roads already described to junction with boundary between Belle Vue (Piat) and Constance (d'Arifat) estates, then down this boundary to River du Poste, then following the southern bank of this river to its junction with eastern boundary between Constance Estate (Mr. Manès) with small proprietors of Centre de Flacq village.

On the *east* : by this boundary through Camp de Masque road to the road from Thevenet village to Queen Victoria then up the northern side of this road to its junction with boundary between Queen Victoria and La Gaïeté estates in six broken lines up to Fayence mountain, eastern peak, then up to the ridge line of this mountain to the junction of Clémencia and Belle Rose boundary then down this boundary up to the eastern peak of Blanche mountain.

On the *south* : by Blanche mountain ridge to its western peak on boundary post.

On the *west* : by district boundary imaginary line, from Blanche mountain district boundary post to district boundary post on St. Julien hillock near St. Julien estate above described.

Flacq " Riviere Sèche " Section.

Bounded on the *north-west* : by the boundary between Queen Victoria and La Gaieté estate in six broken lines from eastern peak of Fayence mountain to the road leading from Thevenet village to Queen Victoria, then by the southern side of this road to its junction with the main road from Port Louis to Grand River South East.

On the *north-east* : by southern side of main road to Grand River from above mentioned junction to its junction with the road to Trou d'Eau Douce, and following its south western side to its junction with the railway then by western side of the railway down to River Sèche station on crossing of road to Beau Rivage then down southern side of this road to the sea.

On the *south-east* : by the sea comprising the " Ile aux Cerfs " from the River Sèche to the Ferry Boat at Grand River S. E.

On the *south* : by the northern bank of Grand River from the Ferry Boat to its junction with river Profonde and up the northern bank of river Profonde to its junction with boundary between Deep River estate near the sugar-house of Deep River then through Montagne Blanche road to southern spur of Blanche mountain to its junction with the northern spur.

On the *south-west* : by boundary between Clémencia and Belle Rose estates from Blanche mountain to Fayence mountain from and to their respective ridges, then by ridge line of Fayence mountain to its eastern peak near boundary between Queen Victoria and La Gaieté estates already described.

Flacq " Trois Ilots " Section.

Bounded on the *north* : by the Blanche Mountain from western to eastern peak where its two spurs meet, then by its southern spur through road to Mountain Blanche to river Profonde, near Deep River mill, and then down the southern bank of this river to its junction with Grand River South-East.

On the *east* : by the western bank of the Grand River S. E. from its junction with River Profonde to the Ferry Boat at Grand River, then by the coast from the Ferry Boat to Pointe aux Feuilles.

On the *south* : by Pointe aux Feuilles mountain to its junction with the main chain of the Bambou mountain range then from that junction by the mountain range through Bambou peak, Camizard through Grand Fond to district boundary post on mountain Nègresses.

On the *west* : by the imaginary district boundary line from district boundary post on mountain Nègresses district boundary or "Table à Perrot" according to Ordinance to the district boundary post on the western end of Blanche mountain above described.

Grand Port " Old Grand Port " Section.

Bounded on the *north* : by the Grand Port mountain range from mountain Gingembre, the Camizard, Bambou peak, to junction of Pointe aux Feuilles mountain spur, thence down the ridge line of that spur to the sea at Pointe aux Feuilles.

On the *south-east* : by the sea from Pointe aux Feuilles to the mouth of Creole river.

On the *south* : from mouth of Creole river in following the northern border of the said river until it reaches the boundary between the Creole River estate and property Seneque and then following this boundary to top of the mountain Seneque.

On the *west* : by the Creoles mountain range from the point already mentioned to mountain Gingembre above described.

Grand Port " Cent Goulettes " Section.

Bounded on the *north* : by the mountain ridge line from the top of Montagne Lagrave, and running along the mountains Laselle, and Table-à-Perrot up to its junction with the ridge line of Mountain des Créoles or des Hollandais down to the balisage line separating Cent Goulettes and Riche-en-Eau estates, from terrain Buttié (this line is planted with vetiver). Thence by the above described balisage, down by Rivière des Créoles to Hennequin's shop. From Hennequin's shop by the public road to Astrea estate down to the Chaussée d'Astrea over Rivière La Chaux. Thence by the Rivière La Chaux up to the railway bridge of the said Rivière La Chaux. From the bridge, by the railway line, up to the boundary line between Grand Port and Plaines Wilhems districts. Thence by the said district boundary line up to the starting point, *i. e.* the mountain La Grave joins Cent Goulettes with Deux Bras road until its junction with the boundary between Astrea and Riche-en-Eau, thence by that balisage down to River La Chaux and up the river La Chaux and its northern bank to its junction with the railway bridge on the said river.

On the *west* : by the railway from the bridge above named on its eastern side through Fressanges up to junction with the imaginary district boundary line crossing the railway further from Fressanges station, and thence in a straight line to signal post on La Grave mountain already described.

No. 74

Grand Port "Rose Belle" Section.

Bounded on the *north* : by the straight imaginary district boundary line on river du Poste to Lagrave mountain signal ending at the Railway beyond Fressanges Station.

On the *west* : by the district boundary line of Savanne and Grand Port until its intersection with the Railway.

On the *south* : by the railway from its intersection with the district boundary line of Savanne and Grand Port up to the point where it curves towards Rose Belle station thence by an imaginary straight continuation of the railway line up to river La Chaux.

On the *east* : from the point just determined along rivière La Chaux up to the railway bridge then following the railway line up to its junction with the district boundary line between Grand Port and Plaines Wilhems.

No. 75

Grand Port "Mare d'Albert" Section.

Bounded on the *north* : from the intersection of the railway with the district boundary line of Savanne and Grand Port along the railway line up to the point where it curves towards Rose Belle station, thence by an imaginary straight continuation to Rivière La Chaux, thence along the river to Chaussée d'Astrea thence along Deux Bras road to the junction with the road through Mon Trésor estate, along this road to the high road then by the balisage between Joubert and Dalais to the railway, then along the railway southwards to Union Vale station.

On the *south* : by the high road to its junction with the district boundary line between Savanne and Grand Port.

On the *west* : by the district boundary line between Savanne and Grand Port up to the railway bridge over river du Poste.

No. 76

Grand Port "Mahebourg" Section.

Bounded on the *west* : by the public road from Chaussée d'Astrea over the rivière La Chaux, to Hennequin's shop near Riche-en-Eau estate, thence by a balisage line planted with vetivert, separating Riche-en-Eau estate from terrain Sénèque and Buttié up to mountain des Hollandais ridge line. Thence by the ridge line down to the sea shore near rivière des Créoles bridge. Thence by the sea shore up to ruisseau des Délices. By the ruisseau des Délices up to the estate road of Beau Vallon passing along the boundaries of Black Town, terrain Gébert, Donald Rocheconste, La Tannerie, down by Tombeau Robillard to rivière La Chaux on the back of the old Poor Law Hospital, and the road leading from thence to the main road near Adolphe Bêche.

Thence, by a line commencing from the said main road down to the sea-coast and dividing the village from the property formerly belonging to K/Vern. Thence by the sea shore down to the end of the Baie du Chaland. From Baie du Chaland by the railway line up to the railway gate on the road leading to ancienne campagne Bissy, (Choisy). From the said railway gate by aforesaid road leading to ancienne campagne Bissy, (Choisy). Thence by the main road up to Mare Tatamaka. From Mare Tatamaka by an old road now abandoned and leading to Deux Bras, passing between the Deux Bras sugar house, and the estate stables, and crossing the public road near Deux Bras shop, and from the said shop by the main road to the starting point, *i. e.* Chaussée d'Astrea.

No. 77

Grand Port "Mahebourg Village" Section.

Bounded on the *south-ward* : by a line commencing from the sea-coast along a dry stone wall dividing the village from the property K/Vern up to the main road (near Adolphe Bêche), thence by the estate road up to rivière La Chaux. Thence by the rivière La Chaux up to Tombeau Robillard. From tombeau Robillard by the balisage road of Beau Vallon estate up to ruisseau des Délices. Thence by the ruisseau des Délices down to the sea-coast. Thence by the sea-coast up to the starting point.

No. 78

Grand Port "Plaine Magnien" Section.

Bounded on the *north* : starting from the head of the Baie du Chaland along the railway in a westerly direction up to railway gate on the road leading to ancienne campagne Bissy, (Choisy), from the said railway gate to a straight road leading to ancienne campagne Bissy (Choisy), thence by the main road up to Mare Tatamaka, from Mare Tatamaka by Old Deux Bras road up to its junction with road through Mon Trésor estate, thence in a south-westerly direction along the said road up to the high road then by the balisage between Joubert and Dalais to the railway then south-wards along the railway to Union Vale station, then in a south-westerly direction by the main road up to river du Poste.

On the *west* : by the district boundary line to the sea.

On the *south* : by the coast line up to Baie du Chaland.

No. 79

Savanne "Lower Savanne" Section.

Bounded on the *north-west* : by the south-eastern side of the Savanne railway from river du Poste bridge to its junction with boundary between Constance and St. Félix then by this boundary from the railway line to river des Anguilles and from this point following down the left bank of river des Anguilles to its junction with the main road from Port Louis to Souillac, then by the south-eastern side of the main road until its junction with river Bain des Négresses, then down western side of river Bain des Négresses from main road to the sea.

On the *south* : by the sea from mouth of river Bain des Négresses, to mouth of river du Poste.

On the *north-east* : by the south-western side of the river du Poste from the sea to its junction with the Savanne railway above described.

No. 80

Savanne "Upper Savanne" Section.

Bounded on the *north* : by the southern bank of the river du Poste from its source near Grand Bassin to its junction with the Savanne railway.

On the *east* : by the western limit of the Savanne railway line from River du Poste bridge to its junction with the boundary between the estates St. Félix and Constance.

On the *south* ; by boundary line between Constance and St. Félix from the railway through main road down the River des Anguilles, then up to the eastern bank of River des Anguilles to the boundary between St. Aubin and Beau Bois estates, and by this balisage from River des Anguilles down to road to Grand Bassin, then by western side of this road to its junction with boundary between Bois Sec and St. Aubin and by Combo estate then down this balisage to river Savanne and then up river Savanne to ruisseau Chevrettes then up ruisseau Chevrettes to boundary between Combo and Bois Sec up to the Piton de la Savanne.

On the *west* : by boundary between Crown Lands and Bois Sec from the Piton de la Savanne to the district boundary post at the source of the river du Poste near Grand Bassin.

No. 81

Savanne "Souillac" Section.

Bounded on the *north* : by boundary between Combo and Bois Sec from Piton de la Savanne to ruisseau Chevrettes then down ruisseau Chevrettes to river Savanne and across this river to chemin du Grand Bassin on boundary of Combo and Bois Sec, then down western side of this road down to a point on this road where the southern boundary of Beau Bois would cross if produced, but the source of ruisseau Combo shows it on the spot, then by boundary between St. Aubin and Beau Bois from Grand Bassin road to River des Anguilles.

On the *east* : by western bank of River des Anguilles from Beau Bois southern boundary with St. Aubin to its junction with the main road to Souillac, then by the north-western side of main road to Souillac down to the bridge over river Bain des Négresses, then by southern side of river Bain des Négresses from main road to the sea.

On the *south* : by the sea from mouth of Bain des Négresses River to mouth of Savanne River at bridge on road to Petite Savanne.

On the *west* : by the same river from road to Petite Savanne to its junction with the river Patate, then in a straight line from junction of river Patate with river Savanne to the end of Savanne mountain spur, then by the ridge line of Savanne mountain to the Piton de la Savanne above described.

No. 82

Savanne "Petite Savanne" Section.

Bounded on the *east* : by Savanne mountain from Piton de la Savanne to its southern end, then from this point in a straight line to junction of river Patate and Savanne then down western bank of River Savanne to the sea near the cemetery.

On the *south* : by the sea from the cemetery to the mouth of the river Jacotet at Jacotet Bay.

On the *west* : by the eastern bank of the river Jacotet from its embouchure to its nearest point with the Government Lands above described.

On the *north* : by the Government boundary lines from its nearest point with the river Jacotet through Cocotte mountain to the road leading to Grand Bassin then by this road to the district boundary line separating Savanne from Plaines Wilhems district and by district boundary line to the district boundary post at the source of the river du Poste, then by boundary of Bois Sec to the Piton de la Savanne.

No. 83

Savanne "Le Cap" Section.

Bounded on the *north* : by the Black River Gorges from St. Denis mountain to the district boundary post on the edge of the Gorges, then by the district boundary line from aforesaid district boundary post in a straight line to Piton Grand Bassin, but ending on road from Mare aux Vacoas to Savanne.

On the *east* : by the road from Mare aux Vacoas to Savanne, from junction with district boundary line to its nearest point with the Cocotte mountain then by the Cocotte mountain and by the Government boundary line from Cocotte mountain to river Jacotet and by river Jacotet down its western bank to the sea.

On the *south* : by the sea from mouth of river Jacotet to Baie du Cap.

On the *west* : by the eastern bank of River du Cap from the sea to its junction with river St. Denis and by southern side of river St. Denis to its nearest point with the district boundary post on St. Denis mountain and by the St. Denis mountain to the Gorges above described.

No. 84

Black River "Le Morne" Section.

Bounded on the *north* : by Black River from the sea to Morne Sec continuing on the east along the ridge of the range Piton de la Rivière Noire, montagne Canot, Coteau Raffin, Piton du Fouge to Baie du Cap.

On the *south* and *west* : by the sea.

No. 85

Black River "Black River" Section.

Bounded on the *north-east* : by Black River from Morne Sec to the point where the river meets the boundary line between Savanne and Black River districts thence following the district boundary line to Baie du Cap, thence along the ridge line containing the peaks Piton du Fouge, Piton du Canot, and Piton de la rivière to Morne Sec.

No. 86

Black River "Tamarin" Section.

Bounded on the *north* : by the river du Rempart to Rempart mountain thence to central peak of Trois Mamelles mountain.

On the *east* : by district boundary line to where Black River meets the boundary line between Black River and Savanne.

On the *south* : by Black River to the sea.

On the *west* : by the coast line.

No. 87

Black River "Flic-en-Flacq" Section.

Bounded on the *north* : by River Belle Isle ligne St. Pierre ridge of Mont St. Pierre to southern extremity of Corps de Garde mountain.

On the *east* : by the district boundary line to central peak of Trois Mamelles mountain.

On the *south* : by the Trois Mamelles and Rivière du Rempart mountains to Rivière du Rempart along the river to its mouth then along the coast to Rivière Belle Isle.

No. 88

Black River "Plaine St. Pierre" Section.

Bounded on the *north* : by the road leading from Albion to the junction with the main road leading to Black River, thence continuing the Albion road in a straight line to nearest point of railway.

On the *east* : by the district boundary line between Black River and Plaines Wilhems to southern extremity of Corps de Garde mountain.

On the *south* : from the last named point along ridge of mountain St. Pierre, and along the ligne St. Pierre to its junction with river Belle Isle to the sea.

On the *west* : by the coast line to nearest point to Albion sugar house.

Nos. 89 and 90

Black River "Petite Riviere and Pointe aux Sables" Section.

Bounded on the *south* : by the road from Albion to junction with the main road to Black River thence by a straight line continuing the road from Albion to the nearest point of Railway, then along the railway line northwards until the junction with the district boundary line between Black River and Port Louis thence along the said boundary line to the sea.

On the *north* and *north west* : by the coast line.

No. 91

Plaines Wilhems "Coromandel" Section.

Bounded on the *north* and *west* : by the eastern side of the railway viaduct over Grand River

North West up to Petite Rivière, thence to the imaginary district boundary line from Petite Rivière to Grand Malabar mountain district boundary post but ending on boundary between Beau Bassin and Chebel estates.

On the *south* : by boundary above mentioned from junction of district boundary line to Grand River North West.

On the *east* : by western side of Grand River from balisage between Colin and Vuillemain, same line as boundary above mentioned to the railway viaduct over Grand River.

No. 92

Plaines Wilhems "Beau Bassin" Section.

Bounded on the *north* : by boundary between Bourguignon, Chebel and Vuillemain from district boundary line to river Plaines Wilhems behind Mr. Colin's property.

On the *east* : by river Plaines Wilhems from point already mentioned to its junction with boundary between Beau-Bassin and Rose Hill village.

On the *south* : by this balisage or by the northern side of road from Mr. Fraser's property passing near Mr. Coignet's property and crossing main road to Port Louis and ending on road from Beau Bassin Asylum to Stanley in front of Mr. Léopold Couve's premises, then by this road on its western side to boundary between Plaisance belonging to Mr. P. d'Uienville and Roches Brunes to Mr. Hugnin down to the imaginary district boundary line on this balisage.

On the *west* : by the imaginary district boundary line from point last mentioned to the district boundary post on Grand Malabar mountain to Petite Rivière station but ending on Bourguignon's boundary with Beau Bassin estate already mentioned.

No. 93

Plaines Wilhems "Rose Hill" Section.

Bounded on the *north* : by boundary line between Beau Bassin and Rose Hill village, i.e. by the southern side of road starting from Mr. Amédée Hugnin's property passing in front of Mr. Léopold Couve's premises crossing main road to Port Louis crossing the railway to River Plaines Wilhems and by the western bank of river Plaines Wilhems to its junction with river Cascade.

On the *east* : from junction of river Cascade crossing the Réduit viaduct on the Moka line and by following the said side of the said river to its junction with the road from Moka to the main road to Port Louis and down this road by its western side passing by Trianon and crossing Plaines Wilhems river down to main road to Port Louis near Mr. Gallet's property.

On the *south* : by eastern side of main road to Port Louis from Mr. Gallet's entrance to junction of boundary between Beau Séjour and Rose Hill village down to Stanley balisage.

On the *west* : by eastern side of Stanley balisage with Rose Hill from Beau Séjour boundary to Amédée Hugnin's property on boundary above described.

No. 94

Plaines Wilhems "Quatre Bornes" Section.

Bounded on the *north* : by boundary between Plaisance and Roches Brunes estates from imaginary district boundary line to road from Hugnin to Stanley, and then by the road from Hugnin to Stanley and then by the western side of the above road from Hugnin's boundary with Plaisance and crossing the "Allée des Filas" at Stanley estate down to Beau Séjour boundary, then from the junction by southern side of Beau Séjour and Rose Hill village boundary to main road.

On the *east* : by western side of main road from Port Louis to Curepipe, from junction just now mentioned to boundary between Clairfond, Bonne Terre, with Phoenix and Mon Désir estates a little before reaching Phoenix Station.

On the *south* : by this last boundary from main road to Port Louis, to main road to Mare-aux-Vacoas, and by the western side of Mare-aux-Vacoas road to its junction with boundary between Solferino and la Caverne village down to the River du Rempart, where le Bassin estate balisage begins, then up the River du Rempart from point just mentioned to boundary between le Bassin and Holyrod estates and by this boundary to Mill Vale boundary and then by Mill Vale boundary up to Trois Mamelles mountain.

On the *west* : by Trois Mamelles mountain to district boundary post on Centre of Trois Mamelles mountain, thence by the imaginary district boundary line from Trois Mamelles mountain down to the Corps de Garde mountain southern Glacis and by Corps de Garde mountain, to the district boundary post and signal on Corps de Garde mountain, and thence by the imaginary district boundary line from Corps de Garde mountain signal to a straight line to Grand Malabar mountain district boundary post but ending on boundary between Plaisance and Roches Brunes estates already described.

No. 95

Plaines Wilhems "Mesnil" Section.

Bounded on the *north* : by the old road to Moka passing by Trianon estate, starting from main

road to Port Louis near Mr. Gallet's entrance and ending on western side on River Terre Rouge.

On the *south* : starting from the boundary road eastward between Highlands and Chateau Levieux, and by other boundary roads separating Highlands from Curepipe up to the road near Lorette's Convent and by the said road crossing chemin Toutcourt to river Terre Rouge.

On the *east* : by the river Terre Rouge proceeding in a northerly direction until its junction with the Moka road, then along the Old Moka road passing through Trianon estate up to its junction with the road to Mahebourg, then along this road up to its junction with the boundary road between Highlands and Chateau Levieux.

No. 96

Plaines Wilhems "Phoenix" Section.

Bounded on the *south* : by a line of vetivert forming the boundary of terrain Mangalkhan and canes of Reunion with different small proprietors of Curepipe behind Trou-aux-Cerfs from chemin Berthaud to its junction with the railway bridge over Rivière Sèche from the railway bridge over Rivière Sèche along a vetivert line to ravine near Albert Langevin's property and thence by the boundary road leading to the main road from Port Louis to Mahebourg.

On the *east* : by the said road up to its junction with the boundary between Bonne Terre and Mon Désir westward by the said boundary up to Mare aux Vacoas road, southwards by the said road up to its junction with the chemin Berthaud then following the said road up to the starting point.

No. 97

Plaines Wilhems "Vacoas" Section.

Bounded on the *north* : by boundary road starting from main road (called Chemin des Vergues on the Map) passing in front of the "Visitation" Church separating small proprietors from the Church, in a straight line, westward, up to River du Rempart at junction of "Solferino" and "Le Bassin" boundaries.

On the *west* : by Rivière du Rempart up to Holyrood and from Holyrood by a road starting from the western bank of River du Rempart passing near Mr. Joly's house, at its back, and going through Mill Vale estate to rivière Seringue and from rivière Seringue by the mountains round le Cabinet down to the 7 Cascades in front of the 4th. Cascade.

On the *south* : By the shortest way from the 4th. cascade to the road leading to Henrietta estate up to the little bridge on river des Papayes, from that point by river des Papayes to its junction with the boundary road between "La Marie" and other proprietors and by that road to its junction with "Chemin Berthaud".

On the *east* : by Chemin Berthaud northward up to its junction with the main road from Port Louis to Mare aux Vacoas (called "Chemin des Vergues" on map) at the north of La Caverne village.

No. 98

Plaines Wilhems "Curepipe" Section.

Bounded on the *north* : from the railway bridge over Rivière Sèche along a vetivert line to a ravine near Albert Langevin's property and thence by the boundary road leading to the main road from Port Louis to Mahebourg ; following the main road northward for a few paces, up to the boundary road, eastward, passing between Highlands fields and the Chateau Levieux and by other boundary roads separating Highlands from Curepipe up to the road near Lorette's convent and by the said road crossing Chemin Toutcourt to Rivière Terre Rouge.

On the *east* : by district boundary line from rivière Terre Rouge crossing Butte Chaumon to the western ridge of Audillard mountain.

On the *south* : from the western ridge of Audillard mountain, by a straight line separating Lecudence and Caqueray from Devoyenne to the main road from Port Louis to Mahebourg.

On the *west* : by the said main road, northward to the railway crossing at Curepipe Road station thence following the railway line to the railway bridge over Rivière Sèche.

No. 99

Plaines Wilhems "Curepipe" Section.

Bounded on the *north* : by a line of vetivert forming the boundary of terrain Mangalkhan and canes of Reunion with different small proprietors of Curepipe behind Trou-aux-Cerfs, from Chemin Berthaud to its junction with the railway bridge over Rivière Sèche, then by Southern side of railway from railway bridge to Curepipe Road station crossing.

On the *east* : by the western side of the main road to Port Louis from crossing of Curepipe Road station to the little boundary road separating Camp Essoo from Curepipe.

On the *south* : by the balisage between Hewetson and Wiéhé, in a straight line up to its junction with Chemin Berthaud,

On the *west* : by Chemin Berthaud to Cancaval at junction of the northern boundary of this section.

No. 100

Plaines Wilhems "Mare aux Vacoas" Section.

Bounded on the *north* : from the bridge over rivière des Papayes on the road leading (from Port Louis road) to Henrietta and Tamarind Falls, by rivière des Papayes, eastward up to the spot, on concession Levieux where it meets the boundary road separating La Marie from other proprietors, then following the said road to its junction with the main road from Port Louis to Mare aux Vacoas (marked as Chemin des Vergues on Map) near the ruins of La Marie sugar-house.

On the *east* : by the said main road, (Mare-aux-Vacoas) going southward down to its junction with rivière du Poste.

On the *south-east* : by north western bank of rivière du Poste to boundary post near Grand Bassin.

On the *south* : by district boundary line from the point just mentioned to district boundary post No. 35 on edge of Black River Gorges.

On the *west* : from the said boundary post by the Gorges up to the edge of the "Cabinet" at the place opposite the "Sept Cascades", then eastward for a small distance to the road leading to Henrietta estate up to its bridge on rivière des Papayes (mentioned in the northern boundaries.)

No. 101

Plaines Wilhems "Forest" Section.

Bounded on the *north* : by the boundary road separating La Marie from other proprietors, starting from its junction with the main road from Port Louis to Mare aux Vacoas (called chemin des Vergues on map) near the ruins of La Marie sugar-house, eastward up to the point where it meets chemin Berthaud, following chemin Berthaud southward for about a quarter of a mile, thence by a straight line towards the east, crossing terrains West and de Bibot, separating Hewetson from Wiébé, Lecendence and Caqueray from Devoyenne and running to the western ridge of montagne Audillard.

On the *north-east* : by the ridge of montagne Audillard from western to eastern, and thence by imaginary district boundary line starting from district boundary post on eastern ridge of montagne Audillard to the signal on montagne Lagrave.

On the *south-east* : by imaginary district boundary line starting from signal on Lagrave mountain to the Piton Grand Bassin, but ending at boundary post on river du Poste, this line separates the district of Plains Wilhems from Grand Port.

On the *south-west* : from district boundary post on bank of river du Poste by the north eastern bank of river du Poste to its junction with the Mare aux Vacoas road.

On the *west* : by the Mare aux Vacoas main road (Chemin des Vergues on Map) northward up to its junction with the boundary road separating La Marie from other proprietors, near the ruins of La Marie sugar-house.

No. 102

Moka "Piton du Milieu" Section.

Bounded on the *north* : by boundary between Côte d'Or and l'Hermitage, from Terre Rouge river to boundary between Côte d'Or and Valetta and by this balisage to chemin de la Terre Rouge and by southern side of chemin de la Terre Rouge from junction above mentioned to the old road from Moka to Grand Port.

On the *east* : by the old road from Moka to Grand Port from last junction to mountain Néggresses.

On the *south* : by La Grave mountain range from mountain Néggresses to district boundary post on mountain La Grave, then in a straight line to d'Auvillard mountain, and by the ridge of d'Auvillard mountain to its junction with the ligne Tout-Court.

On the *west* : by the ligne Tout-Court from d'Auvillard mountain to the top of Butte Chaumont and from Butte Chaumont to the river Terre Rouge, then by the eastern bank of Terre Rouge river to its junction with road to Highlands near boundary between Hermitage and Côte d'Or already mentioned.

No. 103

Moka "Quartier Militaire" Section.

Bounded on the *north* : by the boundary between Cognac, the village of Quartier Militaire and Mr. Leclézio's canes from old road from Moka to Grand Port to its junction with river François, then down the river François on its southern bank to its junction with the main road to Trois Hots and by this road to Higginson road then by southern side of Higginson road from Trois Hots road to its junction with the district boundary line opposite to St. Julien hillock.

On the *east* : by the imaginary district boundary line from St. Julien hillock district boundary post to signal on western end of mountain Blanche then by another imaginary district boundary line from signal on western end of mountain Blanche to district boundary post on mountain Néggresses.

On the *south* : by the boundary post on Néggresses mountain (or Table à Perrot as it is called in the District Boundary Ordinance) to the new road to Cent Gaudettes.

On the *west* : by eastern side of old road from Moka to Grand Port from mountain Néggresses up to boundary between Bonne Veine and Cognac already described.

No. 29—(CONTINUED).

**INSTRUCTIONS for the guidance of M _____ who
has to fill up this Schedule.**

1.—You must enter on this Schedule all persons who passed the night of Sunday the 31st March 1901 on your premises, whether they be members of your family, employed by you or not. If some of them do not reside, but have only spent the night of the 31st March 1901 on your premises, kindly state their real residence in the Column of Remarks.

2.—You are requested to fill up this Schedule according to the following instructions.

COLUMN MARKED A.—Enter the names in the following order :—(1) head of family ; (2) wife and children ; (3) other relatives ; (4) visitors ; (5) boarders ; (6) servants.

COLUMN B.—State whether the person inserted is your wife, son, daughter or other relative or a visitor, boarder or servant.

COLUMN C.—Opposite the name of every adult enter M for married ; U for unmarried ; W for widower or widow.

COLUMN D.—Enter M for males and F for females.

COLUMN E.—The age of each person at his or her last birth-day must be accurately stated. Under one year state it in months.

COLUMN F.—The occupation or trade must be particularised as much as possible. Every person belonging to the commercial class should state whether he is a merchant, banker, broker, shopkeeper or hawker ; or what else is his peculiar pursuit, calling or rank. Clerks, tradesmen and artisans should mention in what particular branch of business they are employed.—Referring to laborers, and servants, mention the peculiar calling of each : to those who are employed in cultivation, add Agr.—Referring to children above 4 years old, and under 16 years old, state whether they attend or have attended a Government, Aided or a private school ; or receive tuition at home ; or none at all.

COLUMN G.—Add N to New Immigrants ; and O to Old.

COLUMN H.—Referring to Indians, state whether they were born in the Presidency of Calcutta, Madras or Bombay ; and whether they are Immigrants or not. To Immigrants add Im.

COLUMN I.—English, French, German, or whatever the Nationality may be.

COLUMN J.—If from birth add Bth.

COLUMN K.—If Christian, the denomination ; if not Christian, whether Jew, Hin loo, Mahomedan, Buddhist, Parsee, Sikh, or whatever the religion may be.

COLUMN L.—This Column will be filled up by the Enumerator, except as stated in § 1 above.

3.—This form must be filled up on the morning of Monday, the first day of April 1901 ; it will be called for on that day.

4.—Persons who refuse to give information, or wilfully give false information, will be liable to a penalty not exceeding Rs. 200.

5.—Any person authorised by you, may write in the particulars if you are yourself unable to do so ;—if so, you must ascertain that the entries are quite correct by having them read to you.

6.—The enumerator will examine your return and you are requested to give him any information necessary to correct or complete it.

G. A. BANBURY.

Census Commissioner.

APPENDIX No. 30

Census of 1901.

INSTRUCTIONS TO SUPERINTENDENTS

- 1.—On appointment, each Census Superintendent will receive a plan of his Sub-District and such instructions as the Census Commissioner may have to give him.
- 2.—Each Superintendent is directed to make himself thoroughly acquainted with the limits of his District and to report, within the least possible delay, to the Census Commissioner accordingly.
- 3.—He will have to confer with the Superintendent of the Districts contiguous to his, so that a mutual understanding may be come to with them, in reference to the limits of their respective districts.
- 4.—He will be furnished with plans and descriptions of each of the sections of his District and in which the limits of each section will be clearly defined.
He will have to be particularly careful to enumerate each village or hamlet in his District separately and carefully.
- 5.—The Superintendents will assign to each of the Enumerators his section, explaining minutely and carefully what its boundaries are to be and particularly see that each Enumerator is thoroughly conversant therewith.
- 6.—He will explain to them the printed "Instructions to Enumerators" issued by the Census Commissioner and give over a copy of them to each Enumerator with a blank Memorandum Book and Copies of form A. headed "Return of Houses" and explain how the form has to be filled up.
- 7.—In the first page of the Memorandum Book given to each Enumerator, the Superintendent will insert a description of the boundaries of the Enumerator's section.
- 8.—The Superintendents must see by the first of March next that the Enumerators are thoroughly conversant with their sections for the purpose of filling up the "Return of Houses" and for taking the Census, and must give them all the requisite directions for the proper performance of their important duties.
- 9.—The Enumerator should be required to make notes of his section and the Superintendent shall on the 1st March report to the Census Commissioner that the Enumerators are thoroughly conversant with their duties.
- 10.—When brought to the Superintendent, the Return of Houses must be attentively examined by him, and, if found incorrect in any particular, they must be rectified. Doubtful points as to locality must be settled by the Superintendent by a personal visit to each place, when necessary. On the 20th of March at latest a copy of each Return of Houses, certified by the Superintendent to be correct, must be forwarded to the Census Commissioner.
- 11.—The Superintendent will then indent upon the Census Commissioner for as many copies of the House holder's Schedule (Form B) as he will require for his District and will distribute them to his Enumerators explaining fully how they are to be filled up.
- 12.—Special Schedules will be supplied for Sugar Estates, Distilleries, Prisons, Asylums and other large Establishments.
- 13.—On or before the 30th March, the Enumerators must be sent through their respective sections, for the purpose of delivering a House holder's Schedule to each house holder and particularly impress upon house holders to have them correctly filled up by the date of the Census when they will be called for. Each Enumerator should take with him his Return of Houses and his Memorandum Book for his guidance.
- 14.—On completing the delivery of his House holder's Schedules each Enumerator must present himself before the Superintendent and, at the same time, he must submit his Memorandum Book to the Superintendent.
- 15.—On the ... all the House-holders Schedules are to be collected by them in consecutive and numerical order.
- 16.—For the purpose of gathering in the schedules of the House holders, each Superintendent may apply for the employment of as many Sub-Enumerators as the extent of the work to be gone through requires, and must carefully instruct them in their duties. He should report to the Census Commissioner on or before the 15th March stating how many Sub-Enumerators are, in his opinion, necessary in his Sub-District.
- 17.—When long distances have to be travelled over, the Enumerators must be supplied with such means of conveyance as the Census Commissioner will have previously authorized.
- 18.—When all the Schedules of his District have been collected and delivered to him with the Declarations required by Art. 15 of Ord : No. 20 of 1900, it will be the business of the Superintendent to examine these Schedules and to see whether they have been completely and correctly filled up ; if they have not, he will as quickly as practicable, cause every omission to be repaired and every inaccuracy to be rectified.
- 19.—No Enumerator will be entitled to his remuneration unless he present a Certificate from the Superintendent of his District, stating that the enumeration of his section has been fully and satisfactorily gone through.
- 20.—After having examined all the Schedules and satisfied himself as to their accuracy, the Superintendent shall sign a certificate to that effect and forward it to the Census Commissioner.
- 21.—The Superintendent shall thereafter make out a Summary Report of the results of his work and

shall forward the said Summary Report and the Schedules and the Enumerators' Memorandum Books and everything appertaining to the Census, to the Census Commissioner or on before the

- 22.—If any vacancies occur in the staff of Enumerators, the Superintendent must immediately report it to the Census Commissioner with a view to the appointment of a new Enumerator. If there be no time for communicating with the Census Commissioner, the Superintendent may make the appointment himself taking care in either case to furnish the newly appointed Enumerator with directions as to his duties and satisfy himself that he understands how to discharge those duties.

Census Commissioner's Office
Port Louis.

G. A. BANBURY,
Census Commissioner.

INSTRUCTIONS TO ENUMERATORS

Duties before the 1st. of March 1901.

1.—Every Enumerator, immediately after his appointment, must sign a document stating his acceptance of his office on the terms proposed to him. After such acceptance he will be considered bound to act as an Enumerator, and, in the event of any wilful default in the performance of his duties, will be liable to the penalties prescribed by Ord. No. 20 of 1900.

2.—He must acquire a thorough and minute knowledge of the section which he has undertaken to enumerate; for which purpose he must make himself familiarly acquainted with its precise boundaries.

3.—He should also thoroughly familiarize himself with the various forms which will have to pass through his hands and must place himself under the orders of his Superintendent and carefully carry out all his instructions.

Duties between the 1st. and 20th. of March 1901.

Form A. 1.—Within the first week of March next, every Enumerator will have to take a written account of all the houses situated within his Section, whether they be occupied or not, in a printed form which will be supplied to him by his Superintendent.

5.—On receiving that form, the Enumerator must apply to the Superintendent for full instructions as to the manner of filling it up.

6.—On or before the 9th of March next a certified Copy of the form so filled up must be submitted to the Superintendent for examination.

7.—If any error or omission be discovered in the form the Enumerator will have immediately to proceed to the part of his Section which has to be verified, and to rectify the form according to the directions of the Superintendent.

Duties on and after the 27th. March 1901.

Form B. 8.—On the morning of Wednesday 27th March, the Enumerator will have to begin another tour through his Section for the purpose of depositing the Schedules which have to be filled up by the House-holders.

9.—He must call at every house within his Section, taking the houses in the order in which they stand in his verified *Return of Houses* (Form A).

10.—If any important changes have taken place in any house since his first visit, (such as the removal of its Occupier or any of its inmates) he must note the change in his memorandum-book.

11.—Each Schedule must be *numbered* and deposited in the hands of the occupier; to whom the Enumerator must furnish all necessary explanations as to the manner of filling it up.

12.—Each House-holder must be *particularly reminded* that the Schedule has to be filled up on the morning of Monday the 1st April, and that it must be ready to be returned to the Enumerator on that day.

13.—Immediately after the delivery of all his Schedules, the Enumerator must report to the Superintendent that he has completed their delivery; and at the same time he must submit the notes in his memorandum-book, relative to the changes which have taken place within his Section since the Form A was filled up.

Collection of the House-holders' Schedules.

14.—As early as possible on the morning of Monday the 1st of April, the Enumerator will have to begin the collection of the Schedules of his Section.

15.—If, on inquiry for any Schedule, it be returned to him *not* filled up, he must fill it up himself asking all necessary questions. He should, if possible, see the Head of the Family, and obtain the requisite information from him. In his absence any other member of the family may supply the necessary particulars.

16.—If the deposited Schedule be lost or mislaid the Enumerator must supply a fresh one, reporting the fact to the Superintendent.

17.—After having completed his entries on the Schedule, he must read it over to the Occupier or person in charge of the house and get the informant to sign it with his or her name or mark.

18.—The Enumerator must not omit to enter persons in any Schedule, because he cannot get all the required information concerning them. He must enter them, mentioning the reason why any of the particulars is not inserted.

19.—Where there are several Occupiers in one House *i. e. distinct House-holders*, their Schedules, although they bear different Nos. should be pinned, tied or otherwise fastened together, and on the packet should be written the No. of the House in Form A.

20.—On the day of the collection of the Schedules, the Enumerator should take care to call at every house in his Section, whether it be described in Form A as *occupied, uninhabited or being built*.

General Instructions.

21.—The Enumerator must behave with the utmost courtesy towards every House-holder or other person with whom he has to deal in carrying out his duties. Any breach of this rule will render the Enumerator liable to the forfeiture of his allowances.

22.—If any person refuse to make a written return, or to answer the questions which the Enumerator is authorized to put, or in any way obstruct the Enumerator in the discharge of his duties, he will be free to remind such person of the penalties prescribed by law against such offences, and may shew such person the following extracts from Ord. No. 20 of 1900 :

Penalty for refusing information, or giving false answers. 21.—The Superintendents and Enumerators employed in the execution of this Ordinance, shall be and are hereby authorized to ask all such questions as shall be necessary in order to fill up the schedule and every person refusing to give an answer or wilfully giving a false answer to any such question, shall be liable on conviction for every such refusal or wilfully false answer to a fine not exceeding Two hundred Rupees.

2. Any person who refuses to make the declaration required by article 12 and any person who shall wilfully make any false statement in such declaration shall be liable to the above penalty.

3. Any person who shall wilfully refuse or without lawful excuse neglect to fill up any schedule which he may be required to fill up under this Ordinance, or to sign and deliver the same as herein required or who shall wilfully make any false return of all or any of the matters specified in such schedule shall be liable to the above penalty.

Penalty for obstruction, &c. of Officers. 22.— Any person obstructing, assaulting or molesting any Enumerator or other Officer, while the latter shall be performing any duty assigned to him by this Ordinance shall be adjudged guilty of an offence, and shall, upon conviction, be liable to a fine not exceeding Five hundred Rupees, and in case of non-payment to imprisonment not exceeding Three months.

Peines contre ceux qui refuseront de donner des renseignements ou qui en donneront de faux. 21.— Les Surintendants et Enumérateurs employés pour l'exécution de la présente Ordonnance seront autorisés à poser toutes les questions qui seront nécessaires pour remplir la Cédule, et toute personne qui refusera de répondre ou qui volontairement donnera une fausse réponse à aucune des questions susdites, encourra, pour chaque refus ou fausse réponse faite volontairement, une amende qui n'excédera pas Deux Cents Roupies.

2. Toute personne qui refusera de faire la déclaration prescrite par l'Article 12 et toute personne qui sciemment fera une fausse déclaration sera passible de la sus-dite amende.

3. Toute personne qui sciemment refusera ou sans excuse valable négligera de remplir la Cédule qu'elle sera requise de remplir en vertu de l'Ordonnance 20 de 1900, ou qui sciemment signera et délivrera une cédule contenant de faux renseignements sera passible de la sus-dite amende.

Peines contre ceux qui empêcheront, &c. les Officiers. 22.— Toute personne qui empêchera, attaquera ou gênera un Enumérateur ou autre Officier pendant qu'il remplira un devoir à lui confié par la présente Ordonnance, sera considérée comme coupable d'une infraction à la loi et sera, lorsqu'elle en aura été convaincue, passible d'une amende qui n'excédera pas Cinq Cents Roupies et en cas de non paiement d'un emprisonnement qui n'excédera pas Trois Mois.

G. A. BANBURY,

Census Commissioner.

Census Office, Mauritius,

22 November 1900.