



Annual Report 2023/2024





INTRODUCTION

In line with the requirements of the Finance and Audit Act, Statistics Mauritius (SM) has the pleasure to present its eighth Annual Report on its performance for the financial year 2023-2024. The report has been prepared as per the guidelines set by the Ministry of Finance, Economic Planning and Development.

It gives an overview of the Department's main roles/functions, achievements and evaluates its key actions, major projects and measures planned for the period under review.

STRUCTURE OF THE REPORT

The report is divided into four sections as listed below





CONTENTS

Statement from the Ag Director of Statistics	3
PART I – OVERVIEW OF STATISTICS MAURITIUS	6
1. Vision and mission	6
2. Values	6
3. Roles and Functions of Statistics Mauritius	7
4. Our People	8
4.1 Staffing	8
4.2 Organisational structure	9
4.2.1 Hierarchical Structure	9
4.2.2 Organisational Chart	11
4.3 Staff in Post as at 30 June 2024	12
4.4 List of retired staff (July 2023-June2024)	13
4.5 Capacity Building	13
4.6 Training/Workshop/Seminar (Local and Overseas) followed by SM staff	15
4.7 Study tours/visits at SM	19
4.8 Health and Safety	19
PART II – ACHIEVEMENTS & CHALLENGES	20
5. Major Achievements	20
6. Status on Implementation of Key Actions	21
7. Risk Management, Citizen Oriented Initiatives & Good Governance	23
PART III – FINANCIAL PERFORMANCE	24
8. Financial Highlights	24
PART IV – STRATEGIC DIRECTION	26



STATEMENT FROM THE AG. DIRECTOR OF STATISTICS

It is an honour and privilege for me to present the Annual Performance Report of Statistics Mauritius which offers a comprehensive account of our achievements, challenges, and progress during the Financial Year (FY) 2023/2024.

This report serves not only as a record of our performance but also as a testament to the dedication and resilience of all our staff which has demonstrated unwavering commitment and professionalism throughout the past year. We have made significant strides in modernizing our operations, improving our publications, and enhancing the knowledge of all through the various trainings (in-house and overseas) organized. These advancements are a direct result of the strategic planning and collaboration within the department and our partners.

The implementation of our E-Business Plan is one of our flagship initiatives. In Phase 1 of this project, the modules for Housing & Population Census (HPC), Statistical Business Register (SBR) and Survey of Employment & Earnings (SEE) have been developed and the development of the modules for Demography and Trade are in progress. Online and Onsite technical meetings and discussions are conducted by iTech Mission Limited (iTM) and the units under the guidance of Statistics Mauritius' (SM) Management.

In October 2023, a mission comprising technical experts from iTM was fielded, where Minimum Viable Product (MVP) of MauStats Platform was presented, showcasing its user interface, core features and interactions. SM staff participated in the User Acceptance Test (UAT) online sessions to review and report issues in their MauStats modules.



Capacity building training workshops were also conducted from 4th to 12th Dec 2023 at various levels by the iTM team covering modules on IT, Admin and User. Moreover, a delegation from SM participated in an Advanced Technical Workshop in New Delhi, India from 08 to 23 February 2024 to learn how to improve the platform implementation and usage by testing and reviewing the architecture, processes and content. The participants interacted directly with the platform development team to review, discuss and improve the processes and their flow. This project is expected to be completed by July 2024.

SM is also assisting in the provision of data for the setting up of an “Observatoire de L’Environnement” (ODE). The main roles of the ODE are to: (i) collect environmental data and ensure accessibility to these data; (ii) determine, prioritize and monitor environmental indicators to assess the state of the environment; and (iii) generate periodic reports such as the state of the environment report. The ODE platform is expected to be launched in December 2024.

Moreover, we are participating in the preparation of the First Biennial Transparency Report (BTR) for the Republic of Mauritius. This report will consist of:

(a) Greenhouse Gas (GHG) inventory for the period 2000 – 2022; and (b) an update on the progress achieved through the implementation of Nationally Determined Contribution (NDC) which is an economy-wide 40% reduction in Net GHG emission by 2030.

As in previous years, we celebrated the African Statistics Day to engage with all producers and users of data about the importance of statistics for development. A half-day workshop on the theme **“Modernizing data ecosystems to accelerate the implementation of the African Continental Free Trade Area (AfCFTA): the role of official statistics and big data in the economic transformation and sustainable development of Africa”** was held in November 2023. The items on the agenda were the African Continental Free Trade Area, Mauritius-Africa Strategy, Trade in Services and Merchandise Trade Statistics.



A good team spirit and a well-equipped workforce are indispensable tools to the successful delivery of our services and improving our business operations. The need to quickly adopt new data science methods in providing timely, trusted and high-quality data to citizens, government programs and services has increased nowadays. To that end, we have invested immensely last year in the development and enhancing the skills of the staff in the technical cadre by providing training in innovative topics such as Structured Query Language, Data management and retrieval, data programming languages and application of machine learning methods. A one-year training in Advanced Statistics was also provided to some 38 Statistical Officers/Senior Statistical Officers.

Looking ahead, we remain focused on our mission to serve, with an emphasis on innovation, efficiency, and adaptability. The lessons learned over the past year will guide us as we continue to evolve and meet the needs of all in an ever-changing environment. In conclusion, I would like to extend my deepest gratitude to the Statistics team for their steadfast dedication and their invaluable contributions towards achieving the office objectives. Together, we will continue to build on our successes, address our challenges, and uphold the highest standards of service.

Mr Mukesh Dawoonauth, Ag. Director of Statistics

PART I – OVERVIEW OF STATISTICS MAURITIUS

1. VISION AND MISSION



2. VALUES

- We are professionally independent.
- We commit to produce statistics in an objective and transparent manner.
- We commit to produce high – quality, relevant, and timely statistics.
- We guarantee the confidentiality of information collected, and comply with statistics and data protection legislations.
- We aim at reducing response burden on our data providers and ensure that other available data sources are used before surveying them.
- We aim at providing excellent service to our users.
- We value our staff and strive to provide an environment in which staff meet their full potential and flourish at work.

Our core values are consistent with the UN Fundamental Principles of Official Statistics and the African Charter on Statistics.





3. ROLES AND FUNCTIONS OF STATISTICS MAURITIUS

Statistics Mauritius (SM) operates under the Statistics Act 2000. Statistics Mauritius therefore has the mandate of producing official statistics relating to all aspects of the country's economic, demographic and social activities except for health statistics which fall under the responsibility of the Ministry responsible for Health, and monetary and financial, banking and balance of payment statistics for which the Bank of Mauritius is responsible.

Data are collected through censuses and surveys, and from administrative sources. For more efficiency and to reduce response burden, maximum use of data collected for administrative purposes is made and data is collected only where there is a need to do so.

Our statistics are compiled according to the latest international standards. We make use of international classifications to enable comparability at the international level. By virtue of the Statistics Act, SM is mandated to co-ordinate statistical activities of all producers of official statistics including public sector agencies to ensure standards and to minimize overlap and duplication in production of official statistics in the country. It collaborates with Ministries and Departments of Government in the collection, compilation, analysis, publication and dissemination of statistical information. As working arrangement, staff of the statistical cadre are posted in line ministries, while several Memoranda of Understanding have been signed with some data producing agencies to set out the framework for cooperation, with a view to facilitating data sharing and coordination.

We conduct regular consultations with main data users to assess their needs in order to produce statistics of relevance and provide Government with statistics relevant for policy formulation and development planning.

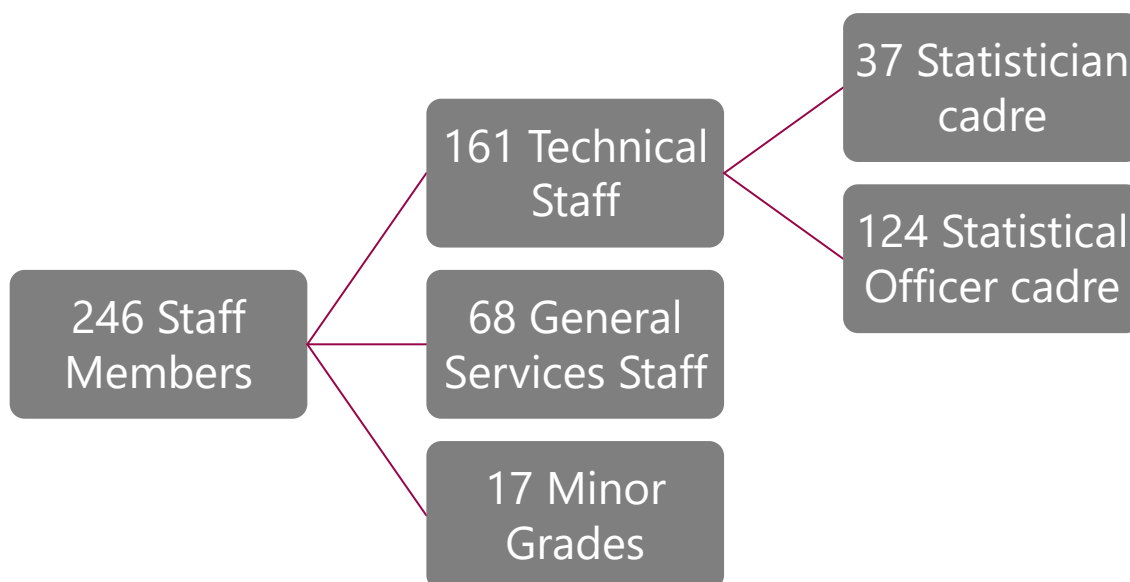
4. OUR PEOPLE

4.1 Staffing

Statistics Mauritius is headed by the Ag. Director of Statistics who is also the Accounting Officer of the Department. He is assisted by three Deputy Directors, each in charge of a division, namely:

- Social and Labour Statistics Division;
- National Accounts and Prices Division; and
- Statistical Support, Informatics and Dissemination Division.

As at 30 June 2024, there were 230 staff in post as follows:





During the Financial Year 2023/2024 ending at 30 June 2024, promotion and recruitment have been made against funded vacancies as follows:

- 2 Principal Statisticians promoted as Deputy Director of Statistics;
- 2 Statisticians/Senior Statisticians promoted as Principal Statistician
- 1 Statistical Officer/Senior Statistical Officer promoted as Principal Statistical Officer

Funded Vacancies in the grades of Financial Operations Cadre, Procurement and Supply Cadre and in the General Services Class have also been filled.

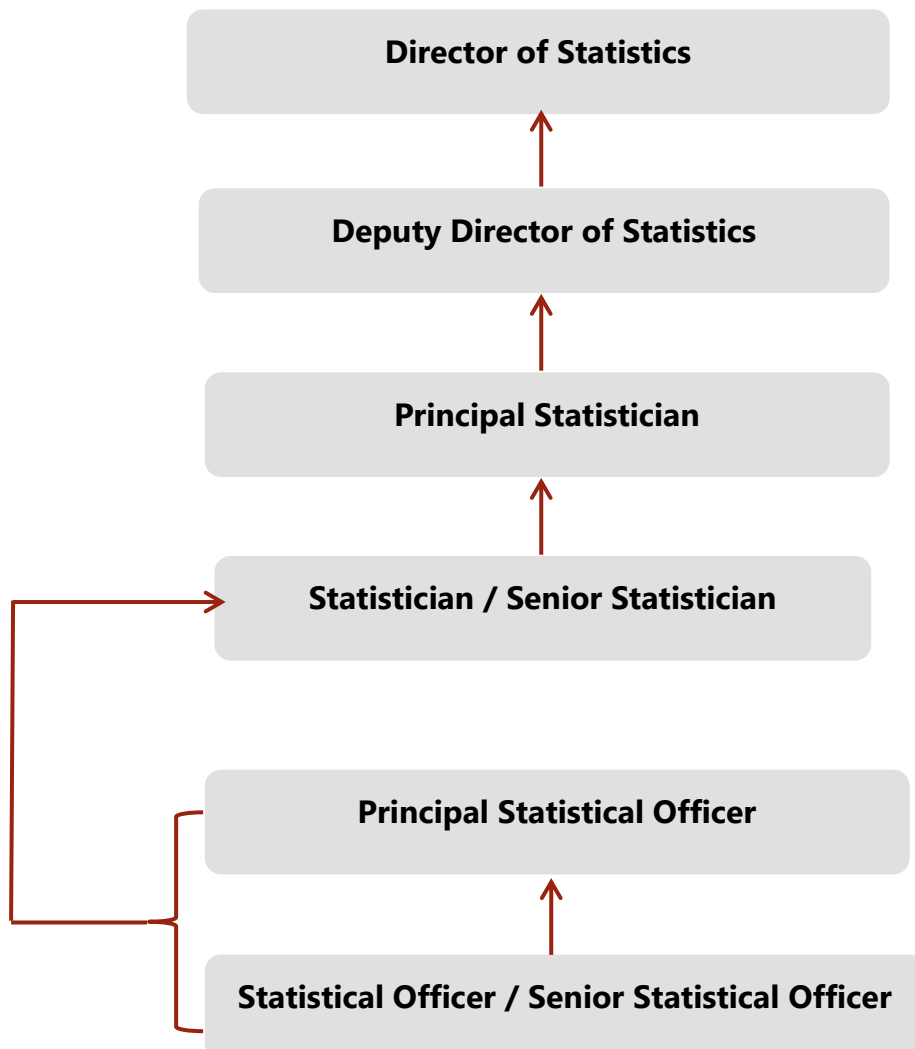
SM staff comprises more women than men:

	Male 	Female 	Total
Number of staff	64	182	246
Of whom senior management	1	1	2

4.2 Organisational Structure

The hierarchical structure of the technical grades and the organisation chart are below.

4.2.1 Hierarchical Structure

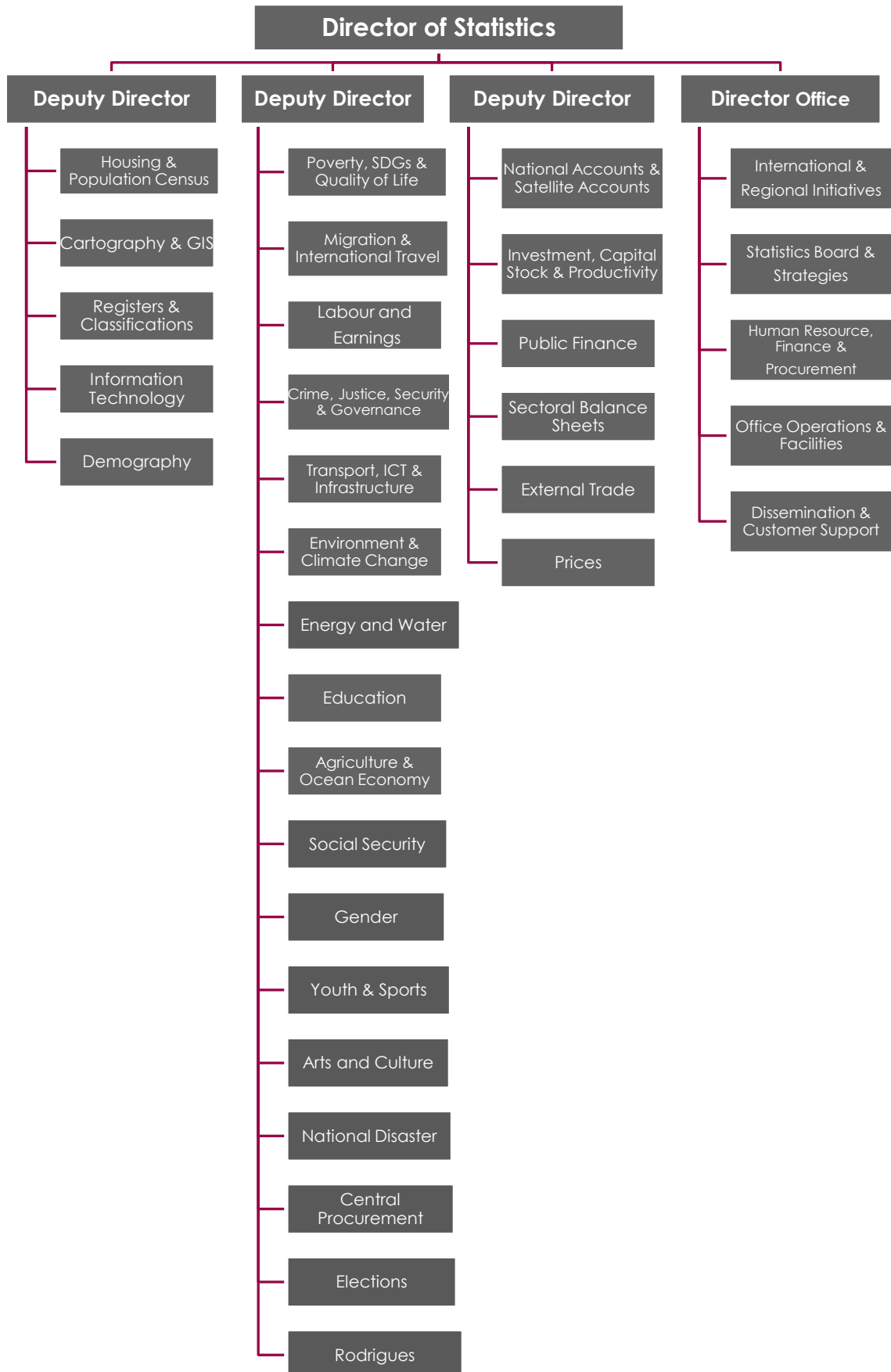




In line with the recommendations of the PRB Report 2021 the grades of Statistician and Senior Statistician, and Statistical Officer and Senior Statistical Officer have been re-styled and merged respectively as of Statistician/Senior Statistician, and Statistical Officer/Senior Statistical. Consequently, necessary amendments have been brought in the relevant schemes of service and the following new schemes of service for the following grades have been prescribed anew:

- Principal Statistician
- Statistician/Senior Statistician
- Principal Statistical Officer
- Statistical Officer/Senior Statistical officer

4.2.2 Organisational Chart



4.3 Staff in post as at 30 June 2024

SN	GRADE	IN POST
1.	Director of Statistics	0 (1 Deputy Director of Statistics as Acting Director of Statistics)
2.	Deputy Director of Statistics	2 (1 Principal Statistician as Acting Deputy Director of Statistics)
3.	Principal Statistician	5
4.	Statistician/Senior Statistician	30
5.	Principal Statistical Officer	2
6.	Statistical Officer/Senior Statistical Officer	122
7.	Assistant Manager, Financial Operations	1
8.	Financial Operations Officer / Senior Financial Operations Officer	1
9.	Assistant Financial Operations Officer	1
10.	Procurement and Supply Officer / Senior Procurement and Supply Officer	1
11.	Assistant Procurement and Supply Officer	0
12.	Assistant, Manager Human Resource	1
13.	Human Resource Executive	1
14.	Office Management Executive	1
15.	Office Management Assistant	2
16.	Office Supervisor	1
17.	Management Support Officer	53
18.	Confidential Secretary	0
19.	Word Processing Operator	1
20.	Systems Analyst	1
21.	Assistant Systems Analyst	1
22.	Computer Support Officer	1
23.	Library Officer	1
24.	Receptionist/Telephone Operator	2
25.	Head Office Auxiliary	1
26.	Office Auxiliary/Senior Office Auxiliary	9
27.	General Worker	2
28.	Driver	2
29.	Intern under Service to Mauritius (STM) Programme	1
Total Number of Officers in Post		246

4.4 List of retired SM staff (July 2023 to June 2024)

SN	NAME	GRADE	DATE OF RETIREMENT
1	SOMARCHAND Bharatee Aruna	Office Supervisor	07 March 2024
2	GEEMUL Sabita	Principal Statistical Officer	14 March 2024
3	BHOBECHUN Pranita	Confidential Secretary	03 April 2024

4.5 Capacity Building

- (i) Under the training agreement between SM and the University of Mauritius, officers of SM were sponsored for the following training courses jointly organized by Statistics Mauritius and University of Mauritius:
- A one-year Training in Advanced Statistics for 38 officers in the grade of Statistical Officers/Senior Statistical Officers including 1 from the Ministry of Health and Wellness was organized. The course which started in July 2023 has lasted till June 2024.
 - 50 officers in the grades of Statistician/Senior Statistician and Statistical Officers/Senior Statistical Officers attended a Short Training Course in Fundamentals of Data Analytics from October 2023 to March 2024.
- (ii) In December 2023, Statistics Mauritius (SM) participated in a capacity building workshop on UNESCO's Thematic Indicators for Culture in the 2030 Agenda (UNESCO Culture 2030 Indicators) which is a conceptual framework to measure and monitor the progress of culture. Mauritius hosted the workshop and participants from Comoros, Ethiopia, Kenya, Madagascar, Namibia, Seychelles, Somalia, Sudan and Uganda attended the workshop.
- (iii) The International Labour Organisation (ILO) conducted a 5-day training on CMPHS data analysis using STATA from 3 to 7 June 2024 at Statistics Mauritius (SM). The objective of the training was to derive key labour statistics using the STATA software,



in particular, Status of Employment and informality. Ms. Maria Payet, Senior Statistician/ Statistics Specialist of ILO, provided the training to some 14 Officers of SM.

(iv) Mr. Timo Koskimäki, Director of International Affairs and Ms. Outi Ahti-Miettinen, Quality Manager, both experts in Business Register (SBR) from Statistics Finland, fielded a mission at SM, under the EU-funded PAS2 projects for the African National Statistical Offices, from 23 to 27 October 2023 to give technical assistance to enhance its Statistical Business Register (SBR) in line with European standards. During their visit, the two experts took stock of the various sources of data used by SM to populate and update the SBR currently maintained by the office. Under the same project,

- Mr. Ville-Matti Pilviö and Mr. Timo Laukkanen, Experts from Statistics Finland visited the office from 05 to 08 February 2024 to share the EU experience and best practices on the production of Business Statistics indicators that can be used as a model for African Countries. Discussions were also based on using the SBR to monitor response and respondent burden, essential business demography and using SQL/R programming to extract summary tables from the SBR database.
- Statistics Norway organised a study tour in Oslo from 21-24 May 2024 for participants from Mauritius, Namibia and Senegal, Finland and Denmark. This study visit had as aim to share the Norwegian experiences in establishing their Business Register and in using administrative data and also performing quality controls for the Statistical Business Register.

4.6 Training/Workshop/Seminar (Local and Overseas) followed by SM staff

SM Staff attended several Trainings/Workshops/Seminars both locally and overseas.

TYPE OF TRAINING/WORKSHOP/SEMINAR		
OVERSEAS	VIRTUAL	Civil Service College Mauritius
62	39	21

Overseas Training/Workshops/Seminars organised by international organisations

A LIST OF OVERSEAS/VIRTUAL WORKSHOPS ATTENDED BY OFFICERS OF STATISTICAL AND STATISTICIAN CADRES			
SN	SUBJECT	COUNTRY	DATE OF WORKSHOP
1	Hybrid-Meeting of the Specialized Technical Group on Demography, Migration, Health, Human Development, Social Protection and Gender (STG-Social)	Tangier, Morocco	24 - 26 June 2023
2	64TH World Statistics Congress	Ottawa, Canada	16 - 20 July 2023
3	Invitation to the International Workshop on Science, Technology and Innovation Statistics	Shenzen, China	25 - 27 July 2023
4	SADC Workshop on Migration Statistics	Johannesburg, South Africa	31 Jul - 03 Aug 2023
5	Workshop on Production of Vital Statistics Reports	Accra, Ghana	31 July - 04 Aug 2023
6	Region Capacity on Trafficking in Persons and Migration Statistics STATISTICS	Lusaka, Zambia	02 - 04 Aug 2023
7	Capacity Development Workshop on Migration Data Management for East and Horn of Africa and the Southern Africa Development Community	Cape Town, South Africa	23 - 25 Aug 2023
8	9th United Nations Global Forum on Gender Statistics	Johannesburg, South Africa	29 - 31 Aug 2023
9	Africa Natural Capital Accounting Policy Forum	Nairobi, Kenya	06 - 07 Sep 2023
10	Hybrid Workshop on Supply and Uses Tables (SUT)	Hammamet, Tunisia	08 - 10 Sep 2023
11	Regional workshop: Census communication and dissemination	Nairobi, Kenya	12 - 15 Sep 2023
12	Sixth Meeting of the United Nations Committee of Experts on Business and Trade Statistics	Merida, Mexico	18 - 21 Sept 2023

13	IMF's Course on HQ23.01 National Accounts Statistics – Advanced Course	Washington, D.C.	18 - 29 Sep 2023
14	Capacity Development Workshop on the Assessment of the Use of Administrative Data on Migration	Lusaka, Zambia	19 - 21 Sept 2023
15	Meeting of the Specialized Technical Group of SHaSA 2 on statistics of science, technology and education	Moroni, Comoros	20 - 22 Sep 2023
16	Séminaire régional dans le domaine des Statistiques de finances publiques	Cotonou, Benin	25 - 29 Sep 2023
17	7th MIDSA Ministerial Conference	Congo	03 - 06 Oct 2023
18	Workshop to strengthen writing skills and techniques for effective writing	Kigali, Rwanda	16 - 20 Oct 2023
19	Innovate Africa Symposium: Ideating Partnerships to Enable Data Driven Government'	Johannesburg, South Africa	25 - 27 Oct 2023
20	13th COMESA Committee on Statistical Matters	Lusaka, Zambia	06 - 08 Nov 2023
21	Fifth regional gender statistics workshop: "Using gender statistics to galvanize actions towards accelerated midpoint progress of SDG Implementation in Africa"	Casablanca, Morocco	06 - 10 Nov 2023
22	Call for nominations for Regional Training on Population Projections	Johannesburg, South Africa	13 - 18 Nov 2023
23	Training in India under ITEC Programme for FY 2023/2024 - International Training programme on Data Analytics and Risk Management	New Delhi, India	20 Nov - 08 Dec 2023
24	Regional Training Workshops on Analyzing Mortality Levels and Cause of Death Data	Dar Es Salaam, Tanzania	27 Nov - 01 Dec 2023
25	Annual meeting for TIP and SOM Focal Persons in Southern Africa	Johannesburg, South Africa	04 - 07 Dec 2023
26	Workshop on supporting evidence-based VNRs and SDG reporting: data and statistics innovations	Ankara, Turkiye	06 - 07 Dec 2023
27	Executive Committee Meeting of SHaSA2	Addis Ababa, Ethiopia	11 - 12 Dec 2023
28	Invitation for the 17th session of CoDGs	Addis Ababa, Ethiopia	13 - 15 Dec 2023
29	Validation Workshop on Agenda 2063	Nairobi, Kenya	18 - 20 Dec 2023
30	SADC Regional Workshop on Merchandise Trade Statistics	Lusaka, Zambia	29 Jan - 02 Feb 2024

31	International Training Programme on Data Analytics for Decision Making	India	04 - 22 Feb 2024
32	SADC Regional Workshop on use of Statistics and Impact KPIs for Monitoring and Evaluation	Lusaka, Zambia	05 - 09 Feb 2024
33	Advanced Technical Workshop and Technical South-South Mission on E-Business Plan	New Delhi, India	05 - 17 Feb 2024
34	Conference of Education Data and Statistics / Conférence sur les données et statistiques de l'éducation / Conferencia de Datos y Estadísticas Educativas	Paris, France	07 - 09 Feb 2024
35	Meeting on civil registration and vital statistics (CRVS)	Cairo, Egypt	13 - 15 Feb 2024
36	Workshop on the Alignment of the COMESA RSDS into the NSDS OF COMESA Member States	Chongwe, Zambia	19 - 23 Feb 2024
37	Invitation to a SADC Labour Market Observatory Data Production Workshop	Johannesburg, South Africa	21 - 23 Feb 2024
38	55th session of the United Nations Statistical Commission	New York, U.S.	23 Feb - 01 Mar 2024
39	The Validation of the Alignment of the Reporting of SADC-Migration Policy Framework – Action Plan (SADC-MPF-AP) and the Global Compact for Migration (GCM)	Johannesburg, South Africa	26 - 29 Feb 2024
40	Training Course on "High-Frequency Indicators of Economic Activity/Quarterly National Accounts-Advanced".	Washington, D.C.	26 Feb - 08 Mar 2024
41	IMF Course on High-Frequency Indicators of Economic Activity/Quarterly National Accounts-Advanced	Washington, D.C.	27 Feb - 08 Mar 2024
42	The Regional SADC-GIZ GBV Prevention Conference	Johannesburg, South Africa	06 - 07 Mar 2024
43	PASII_SC_MAURITIUS-Training workshop on the compilation of the Industrial Producer Price Index	Nairobi, Kenya	11 - 15 Mar 2024
44	Response Requested (Time Sensitive): Invitation to In-Person Meeting - Southern & Eastern Africa Regional Disability Statistics Group	Nairobi, Kenya	03 - 05 Apr 2024*

45	Mr. KANEMARU Saburo Memorial International Exchange Program	Japan	16 - 26 Apr 2024
46	SADC Regional Statistics Project Activities Launch and Results-Based Mechanism Training for NSDS	Maputo, Mozambique	23 - 24 Apr 2024
47	Regional Training on the New African Energy Information System (AEIS) Tools"	Nairobi, Kenya	06 - 09 May 2024
48	Heads of Migration Conference	Livingstone, Zambia	06 - 10 May 2024
49	4th workshop on Agenda 2063	Dakar, Senegal	06 - 10 May 2024
50	NFP Notification_ CGE training workshop on preparation of Biennial Transparency Reports'	Victoria Falls, Zimbabwe	08 - 10 May 2024
51	The Global Transparency Forum	Tokyo, Japan	20 - 21 May 2024
52	Training Workshop on the Compilation of Social Accounting Matrices (SAMs)	Lome, Togo	20 - 24 May 2024
53	Study Visit to OSLO - PAS II (SBR Component)	Oslo, Norway	20 - 24 May 2024
54	PASII_SC_MAUROITIUS - Training on the use of Computer-Assisted Personal Interviewing (CAPI)	Abidjan, Cote D'Ivoire	27 - 31 May 2024
55	SADC Statistics Committee Meeting	Luanda, Angola	28 - 30 May 2024
56	Data Validation Workshop for the 2022 African Statistical Yearbook	Addis Ababa, Ethiopia	28 - 31 May 2024
57	The SADC Regional Training Workshop on Poverty Compilation and Analysis Methods	Lusaka, Zambia	03 - 07 June 2024
58	Official invitation to the 8th International Conference on Big Data and Data Science for Official Statistics	Bilbao, Spain	10 - 14 June 2024
59	PASII_SC_MAUROITIUS- Training workshop on writing search engine optimised articles on national accounts	Abidjan, Cote D'Ivoire	17 - 20 June 2024
60	SADC Regional Workshop on Gender Statistics – Measurement of Financial Inclusion	Lusaka, Zambia	17 - 21 June 2024
61	Training on Preparation and Reporting of Results of National GHG Inventories under the ETF of the Paris Agreement for the Anglophone Africa Network	Kigali, Rwanda	25 - 27 June 2024



4.7 Study tours/visits at SM

- The UN Food and Agricultural Organisation (FAO) is implementing the STAT SANOI project "Establishment of a network of information systems on agriculture and food and nutrition security in the Indian Ocean islands. In this context, SM welcomed seven officers of the SANOI team and seven participants from Madagascar, Seychelles and the Comoros on 29 May 2024. The aim of their visit was to learn from the experience of Mauritius on the Census of Agriculture as these three countries are currently engaged in preparatory work for their next Census.
- SM had the opportunity to welcome two groups of students of Grade 12 and 13 from Notre Dame and Loreto Rose-Hill Colleges in July 2023 and June 2024 respectively. The objective of these educational visits was to prepare them for their upcoming module on Statistics and also enrich their knowledge while choosing their future career.

4.8 Health and Safety

Our Occupational Health and Safety Committee comprises of representatives from concerned Units of Statistics Mauritius, the Health and Safety Officer and one representative from the Life Insurance Corporation (LIC). The Committee meets whenever needed, or else every two months in accordance with the regulations in force, to resolve issues related to health and safety of our officers.

The World Day for Safety and Health at Work is celebrated annually on 28 April to create awareness among all stakeholders on the importance of promoting a safe and healthy culture at the workplace. Statistics Mauritius in collaboration with the Non-Communicable Disease Division of the Ministry of Health and Wellness organized a free medical screening exercise for its staff on 15 and 16 April 2024. This exercise comprised of Blood Tests, Eye Test, Weighing and Scaling and special screening for female staff aged 25 years and above. Some 150 SM staff participated in this exercise.

PART II – ACHIEVEMENTS & CHALLENGES

5. MAJOR ACHIEVEMENTS

100% of Social and Economic monthly data planned for the year published;

Conduct of the 2023 and 2024 rounds of the Continuous Multi-Purpose Household Survey;

Implementation of the E-Business Plan- Phase 1, 2023-2025;

Release of two table reports i.c.w the 2022 Housing and Population Census in FY 2023/24, namely (i) Demographic and Fertility Characteristics and (ii) Geographical and Migration Characteristics;

Release of the preliminary results of the Household Budget Survey 2023

Increased collaboration with different Ministries through participation, amongst others, in:

- Agenda 2063 Special Project for the development of the Second Ten Year Implementation Plan (2024 – 2033);
- SAMOA pathway national report (2014-2023);
- Sustainable Development Goals (SDG) Steering Committee for the preparation of the Voluntary National Review to be presented in 2024;
- Establishment of a Statistics Unit at the Disaster Risk Reduction Management Centre (NDRRMC) to harmonise the collection, processing and validation of disaster related statistics to meet the requirements of the Sendai Reporting Framework;
- Participation in the Capacity Development initiatives for early warning in the National Emergency Operation Centre (NEOC) to collect, compile and analyse Disaster Related Statistics

6. STATUS ON IMPLEMENTATION OF KEY ACTIONS

Key Action	Key Performance Indicator	Target	Achievement 2023/24
Social and economic data are available to support policy decision making	% of Social and Economic data and monthly are published as per release calendar	100%	100% released.
Conduct of the 2023 Census of Economic Activities (CEA) for small establishments	CEA 2023 for small establishments conducted and analysed		The data collection has been completed in February 2024 and data processing is ongoing
Conduct of Housing and Population Census (HPC) in 2022	Housing and Population Census completed	Dissemination of the results of the 2022 HPC	Two table reports released in 2023/24, namely: (i) Demographic and Fertility Characteristics; and (ii) Geographical and Migration Characteristics
SM E Business Plan	Implementation of E Business Plan	Wave 1 of E-Business Plan developed	(i) Development of Wave 1 completed as scheduled. (ii) Testing by relevant stakeholders, including CISD, ITSU, CIB, GOC and Independent Auditor hired by UNSD in progress.
Conduct of the Household Budget Survey in 2023	Household Budget Survey conducted		(i) The preliminary results were published in April 2024. (ii) The basket of goods and services was updated. (iii) The CPI based on the new basket was published as from May 2024.

<p>Conduct of Survey of Inbound, Outbound and Domestic Visitors (SIODV 2024)</p>	<p>To provide benchmarked visitor profile data and an appreciation of tourists on the destination and also inputs for compilation of Tourism Satellite Account</p>		<p>The survey conducted as from January 2024</p>
<p>Conduct of the 2024 Living Conditions Survey (LCS 2024)</p>	<p>To obtain information pertaining to quality of life and time use to supplement existing Quality of Life (QoL) and SDG database</p>		<p>The first two quarters of the survey were conducted in March and June 2024</p>

7. RISK MANAGEMENT, CITIZEN ORIENTED INITIATIVES & GOOD GOVERNANCE

We continually work towards improving the quality of our statistics to better satisfy users' needs. Some of the main actions include:



Interaction with our main stakeholders to gather their views so as to produce statistics that are relevant.



Posting of an Advance Release Calendar on our website and release of our statistics accordingly on our website so that all users have free access simultaneously. We send email alerts to our main stakeholders whenever there is a new release.



To ensure transparency, our methodologies are published together with the statistical releases. Advance notice is given to our users whenever there are major changes in methodology, including data sources and statistical techniques.



Production of our statistics according to professional standards and publish them in ways which explain and inform without advocating a particular position.



We have an agreement with respondents; they are encouraged to provide accurate information while we ensure that the data provided are strictly protected. Our staff is required by law to give an undertaking of secrecy while we make sure that in publishing the statistics, identifiable information is not released. We also take necessary measures to ensure the security of the statistical information collected.



To improve accountability, we regularly receive the visits of the Internal Control Unit of the Ministry of Finance, Economic Planning and Development as well as the National Audit Office. Remedial actions are promptly taken whenever shortcomings are brought to the attention of management.

PART III – FINANCIAL PERFORMANCE

8. FINANCIAL HIGHLIGHTS

Statement of Revenue

Rs 000

Revenue (Rs million)	2022-2023 Actual	2023-2024 Estimates	2023-2024 Actual
Property Income			
Sales of Goods and Services	88,769		24,050
Fines, Penalties and Forfeits			
Miscellaneous Revenues	39,820		39,836
Total Revenue from Property Income, User Fees and other Sources	128,589		63,886

Statement of Expenditure

Rs 000

Head/Sub-Head of Expenditure (Rs million)	2022-2023 Actual	2023-2024 Estimates	2023-2024 Actual
Compensation of Employees	114,670	132,050	114,677
Goods and Services	294,893	128,700	97,677
Subsidies			
Grants	34	50	35
Social Benefits			
Other Expenses			
Acquisition of Non-Financial Assets	9,991	21,000	16,533
Acquisition of Financial Assets			
Total	419,588	281,800	228,922



Major Changes from 2022 - 2023 to 2023 - 2024

The actual shifted from 420 M in 2022-23 to 229 M in 2023-24 as a result of decrease in payments related to the Housing and Population Census (HPC) 2022.

Major Variances from estimates and actual for Financial Year 2023 - 2024

The variance for 'Compensation of Employees' is mostly due to some vacancies that remained unfilled at the close of the financial year.

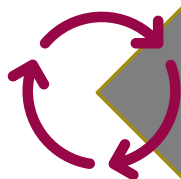
The variance for 'Goods and Services' is mainly due to the recruitment of less staff for the processing of census data and also consultancy services for tabulation and analysis of data was received from UNFPA free of charge.

The variance for 'Acquisition of Non-Financial Assets' is explained by the delay in finalising the technical need assessment for the acquisition of IT Equipment.

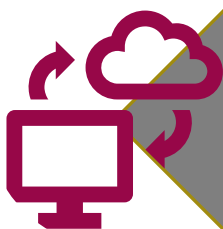
PART IV – STRATEGIC DIRECTION



Implement the new National Strategy for Official Statistics



Implement the E-business Plan to modernize our operations, and ensure business continuity during crisis, disaster and pandemic situations



Exploit new data sources, in particular, investigate the possibilities of using scanner data in the compilation of Consumer Price Indices



Work towards meeting the requirements of the highest tier of the IMF data dissemination initiative capacity (Special Data Dissemination Standard – SDDS - Plus)



Develop appropriate tools and methodologies to assess the quality of official statistics.